

# COLORS



BRITANNICA **DISCOVERY** LIBRARY

## **About the pagination of this eBook**

Due to the unique page numbering scheme of this book, the electronic pagination of the eBook does not match the pagination of the printed version. To navigate the text, please use the electronic Table of Contents that appears alongside the eBook or the Search function.

For citation purposes, use the page numbers that appear in the text.

BRITANNICA  
**DISCOVERY**  
LIBRARY



# COLORS

*In this book, you will:*

**discover** interesting things about colors.

**learn** new words.

**answer** fun questions.

**play** a picture-hunt game.

**find** more color activities at the back of the book.

ENCYCLOPÆDIA  
**Britannica**<sup>®</sup>

CHICAGO LONDON NEW DELHI PARIS SEOUL SYDNEY TAIPEI TOKYO

The  
night is  
dark...





then, slowly, comes the light.





The world is washed in a rush of

COLOR.

So many colorful things, like...

the fast,  
shiny  
runners  
on a  
brand-new  
sled

a  
chirping  
bird  
and  
a little  
shed

the  
winter  
blanket  
on a big,  
wide  
bed

a  
warm,  
fuzzy hat  
on  
Santa's  
head

the  
fancy  
plate  
beneath a  
loaf of  
bread

the  
strange,  
pointy  
shoes of a  
boy named  
Ed



What else can  
you think  
of that's RED?

A L L R E D

the sun  
in the sky  
when the  
day  
is  
**mellow**

the big  
bow tie  
on a  
chimp  
playing  
**cello**

the bright,  
striped  
sides  
of a boat  
that you  
**row**

a kid-  
filled,  
bustling  
bus on  
the  
**go**

sunflowers  
so tall that  
you wish  
you  
would  
**grow**



What  
else  
can you  
think of  
that's  
**YELLOW?**

**EVERY BIT YELLOW**



the boxing  
gloves  
on a  
**kangaroo**

the long, stretchy  
socks on  
a boy with one  
**shoe**

the frilly layers  
of the  
short girl's  
**tutu**

the sky  
so wide  
and bluebirds  
**too**



What  
else can  
you  
think of  
that's  
**BLUE?**

# TRULY ALL BLUE

# Look around!

The world is bursting with color.

RED...YELLOW...BLUE...

and so many other colors too.

How many other colors can you name?



Some things are two colors  
or even more...




like zebras, flags,  
and painted doors.

Some things come in many different colors...



like balloons and hats and birds and cats.

People are all kinds of colors too.

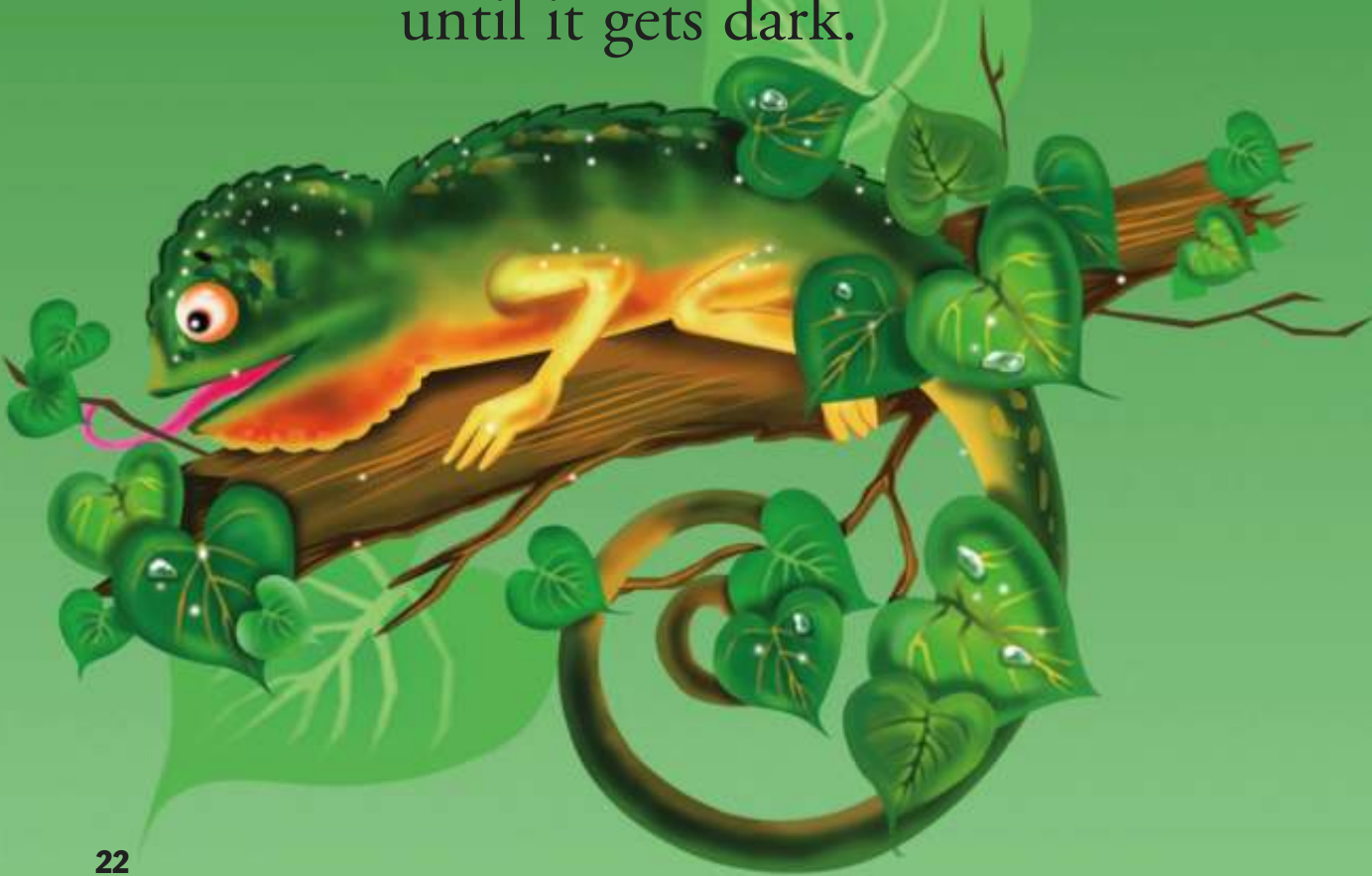


Everyone is special, just like you!

# Some things go through

A **chameleon's** color helps it to hide.

Green on a green leaf,  
brown against bark.  
It hides from its enemies  
until it gets dark.



# changes in color.

The sky changes color all the time.

We mostly see the sky as blue.  
But at sunset, it might be pink  
and orange and pale purple too.



What are  
some colors  
you have  
seen in  
the sky?

All over the world, colors change



Summer often makes people think of bright yellow, deep green, and the cool, blue color of the sea.



when the seasons change.



In the fall, the colors outside are not as bright. We see darker skies, orange pumpkins, and gold and brown leaves.



In many places, winter is

**Evergreen** trees keep their  
bright green color,  
but frost covers the windows and  
the snow piles high.



a cold, white time of the year.

A snowman might wear a  
colorful hat.  
The whistling wind seems to  
moan and cry.



Then finally comes spring, and the world turns green again.

Grass grows and rain sprinkles down.  
Flowers bloom in pink, purple,  
yellow, and white.

After the rain, the sun shines again.  
And then high in the sky,  
we see a colorful sight.

What is it? Do you know? It's called...



# A RAINBOW!

Every rainbow always includes the same colors. They are red, orange, yellow, green, blue, indigo, and violet.

Can you name something that is each of these colors?



Rainbow colors are easy  
to paint if you start with

*RED, YELLOW, and BLUE.*

Just look!

Mix red and yellow to make  
ORANGE.

Mix yellow and blue to make  
GREEN.

Make VIOLET by mixing  
red and blue.



# Black and white paints can give you new colors too.

Add a little bit of black to any color to make it darker.

Make your color lighter by adding a little white.



What happens when you mix black and blue? You get blue that's dark like ink.



What happens when you mix red and white? You get the color pink!

Can you guess what color you will get if you mix black and white?

Colors can have special meanings too.



The color red is often used to warn us of danger. A red traffic light tells us to watch out. Cars are coming!

When the light turns green, we know it's safe to cross the street. After green, the traffic light turns yellow. Yellow tells us to be careful. The light will soon turn red again.

Yellow and gold  
make people think of the sun.  
So these colors are used  
to show warmth and power.  
Crowns are often  
made of gold.



Once, dark purple was a special  
color for kings and queens.  
That's why we call this color  
**royal** purple.

What  
colors do  
you like  
best?

Look at all the colorful things in these pictures. See if you can find...



- a hat with a red band
- a blue boat
- a brown puppy
- a black hat



- a tablecloth with red and green
- a red necklace
- a girl wearing black and gold
- a brown tree trunk



- a bright pink dress
- a green umbrella
- a blue jacket
- a pair of red shoes


A splash of color here!  
The day is filled with



- a yellow car
- an orange building
- a blue backpack
- a red car

A dash of color there!  
color. Colors everywhere!





But once again  
the sun drops away.  
The world loses most of its light.

Still, in the darkened sky above,  
the countless stars shine bright,  
reminding us of the colorful  
world that we wait for  
through the night.

Until the sun brings the colors back...

dream lots of colorful dreams.

...Goodnight!

# 6 COLORS

## GLOSSARY



**cello** (CHEL oh) a large musical instrument with four strings, much like a violin

**chameleon** (kuh MEEL yun) a lizard that can change its color to match its surroundings



**evergreen** (EV er green) plants and trees that have green leaves all year long

**mellow** (MEL oh) calm and pleasant

**royal** (ROY uhl) having to do with kings and queens, or other rulers

**tutu** (too too) a very short, full skirt worn by ballerinas



## Fun Ways to Learn about COLORS

### Take a Color Walk!

**1** Go for a walk with a friend. Pay close attention to everything around you. Name all the different colors you see.

Do you see flowers or birds? What colors are they? What colors are the cars and the houses you see?

Can you find different shades of the same color? For example, can you find something that's very light blue and something that's darker blue too?

Find one thing that is more than one color.

### Rainbow Collage

**2** You will need lots of old magazines to cut from or lots of colored paper for this activity. On a large, rectangular piece of light-colored paper, draw a half circle in pencil from the bottom left corner of the paper to the bottom right corner. Then draw six more half circles, each inside the previous one.

Tear out colored pictures from magazines and cut or tear them into small scraps according to color. Make a separate pile of paper scraps for each color of the rainbow. Check the rainbow image at the bottom of this page to see the order of the different colors.

To make your rainbow, start at the top of your paper. Glue red pieces to cover your outermost pencil line. Next, glue the orange pieces along the next line. They should slightly overlap the red pieces above them. Do the same for each color of the rainbow.

### Make Colors Like Artists Do!

**3** In this book you have learned about using red, blue, and yellow to make other colors. Now try it yourself!

Get red, yellow, and blue paints. Brightly colored paints work best. Have black paint and white paint handy too.

Mix blue and red on a white piece of paper. What color do you see?

Mix red and yellow. What color do you get this time?

Mix yellow and blue. What color does this make?

If you use more of one color and less of another, what happens?

Now mix red, blue, and yellow all together. What color do you see now?

Now try adding a little black or a little white after you have mixed two colors. What happens to your color?

How many new colors can you make?



## Helping Children Get the Most out of the COLORS Volume

The activities on the previous page will help your child expand his or her knowledge, skills, and self-confidence. Young children learn best when they use all their senses. They need to touch, explore, experiment. Most importantly, the experience should be fun!

**Color Walk.** As you walk, encourage your child to experience different plants or flowers by touching and smelling them and observing their colors. Point out the difference between variant shades of the same color. Collect materials to use in the “cave painting” activity.

**Rainbow Collage.** Have on hand colored construction paper, wrapping paper, or old magazine images that include all the rainbow colors. Draw the pencil lines on the sheet of paper if your child is still too young to do so.

As an alternate way to do this activity, have your child make each ribbon of color from his or her own handprints. You’ll need a bigger piece of paper and a dish big enough for a child’s hand to be placed in palm-down. Fill the dish with the first color paint. Have your child place his or her hand in the paint and then “stamp” repeated handprints along the first pencil line. After your child is done with one color, wash his or her hand and the dish and refill the dish with the next color. Continue in this way until all the colors have been added to the rainbow.

**Making Colors.** If possible, provide your child with water-based paints such as temperas, as these will give much brighter, more saturated results than watercolors. Put the three primary colors in different containers and let him or her mix two colors together on paper. Ask your child to identify the new colors he or she has created.

Illustrations, page layouts, and processing by Repro India Ltd. ([www.reproindia.com](http://www.reproindia.com)).

Page 20: Photos: Corbis; (top left) Stephanie Maze; (top right) The Cover Story; (bottom) Robert Holmes. Page 21: Photos: Corbis; (top left) Steve Thornton; (top right) Lindsay Hebbard; (bottom left) Dave Bartruff; (center) Wolfgang Kaehler; (bottom right) Rolf Bruderer. Page 40: Photo: Corbis; “Bathers at Asnières,” 1884, oil on canvas by Georges Seurat, © National Gallery Collection by kind permission of the Trustees of the National Gallery, London. Page 41: Photo: Corbis; “The Chess Game,” 1555, oil on canvas by Sofonisba Anguissola; photo by Ali Meyer. Page 42: Photo: Corbis; “A Gipsying Party, Returning Home After a Storm,” Historical Picture Archive. Page 43: Photo: Corbis; “Taipei Market,” watercolor by Franklin McMahon.

© 2005, 2008 by Encyclopædia Britannica, Inc.

International Standard Book Number: 978-1-59339-823-1 (set)

International Standard Book Number: 978-1-59339-829-3 (volume 6)

No part of this work may be reproduced or utilized in any form or by any means, electronic or mechanical, including photocopying, recording, or by any information storage and retrieval system, without permission in writing from the publisher.

Britannica Discovery Library:  
Volume 6: Colors 2005, 2008

Britannica.com may be accessed on the Internet at <http://www.britannica.com>.

Encyclopædia Britannica, Britannica, and the Thistle logo are registered trademarks of Encyclopædia Britannica, Inc.



BRITANNICA  
**DISCOVERY**  
LIBRARY

- 1** Me
- 2** Me and You
- 3** People and Places
- 4** The World Around Us
- 5** Animals
- 6** Colors
- 7** Shapes
- 8** Sounds
- 9** Words
- 10** Numbers
- 11** Time
- 12** Just for Fun

ENCYCLOPEDIA  
**Britannica**

[www.britannica.com](http://www.britannica.com)