

**THE**  
**GLOBAL**  
**RESET**  
**SURVIVAL GUIDE**  
**2020-2025**

# Part One

# THE COMING GLOBAL RESET



## DISCLAIMER:

The methods and techniques described in this audio program are intended for last ditch survival use only in the context of a total collapse of society where no other options are available. Many of these methods are dangerous and may expose you to the risk of severe injury or death. Do not attempt to replicate the methods described in this program except as a last resort where you have no other choice. This information is offered as is with no warranty of any kind and the listener of this information assumes all risks associated with any application of the techniques and methods described herein.

**MIKE:** Welcome to the Global Reset Survival Guide. I am Mike Adams, your host, I am known as the Health Ranger, and I will bring you many hours here of explanations about the coming global reset; what it's going to look like; and how to survive it.

So just to begin, the global reset involves a collapse of most of what we have come to understand as a sustainable society. There is going to be a population collapse of between 70% and 90% of the existing human population. There will be a global economic collapse combined with the collapse of Fiat currencies and central banks. There would be a geopolitical collapse and a cultural collapse as well. The United States of America, in particular, as we know it will not exist for very much longer, certainly not by the

year 2025 or maybe not even by 2022 – we'll see. There is going to be a food supply collapse that will feed into the mass starvation, famine, and social unrest. There will be more biological weapons released to cause a second wave of the pandemic and there may be cyberattacks on the power grid, EMP weapons launched, additional false flag events to cause race wars in the United States, and so on. The bottom line is we could say roughly 90% of the human population will be killed off in the coming years.

Now, there is a silver lining to this, by the way, and that's part of what this program is about – how to be among the 10% that survive. You might wonder, why would you want to survive with all that chaos and horror and suffering? Well, number one, you and I are not causing suffering.

We are here to try to help save lives, to end human suffering, to protect individual liberty, and also to help rebuild society.

The fact is, the globalists have already set things in motion that will destroy our world as we know it and we cannot stop those things – and even they cannot stop many of those things. The economic collapse that is coming for example is already written. It has already been scripted. It cannot be reversed because the laws of economics cannot be simply called back at a whim. The biological weapons that have been created – and some of which have already been released such as the COVID-19 coronavirus – cannot be recalled because they are self-replicating biological weapon systems, and I know many of you listening will say, “Well, that’s a hoax.” Well, there are elements of “that is a hoax” or some of the deaths are being “faked” and so on – and absolutely there is a lot of truth to certain elements of those arguments. I will discuss those. But the virus itself is not a hoax – it is real, it is an engineered bioweapon and according to my sources, it is only the first of many bioweapons that are about to be released.

But getting back to the good news – you could be among the 10% who survive this, so that people like you and me can help rebuild a new society. It could be a society that is rooted in health, freedom and liberty, honest money with no central banks and no Fiat currencies.

It could be a gold standard global economy, actually – I mean, it would be a fraction of the current economy. But you know what? Economic activity is not really the measure of quality of life, is it? You know, as the stock market is going up, people are more miserable.

So, talking about how do we get our world back to quality of life; how do we survive this; how do we learn to actually coexist peacefully with human dignity. You know, a lot of the answers are that the current system must collapse. The left-wing corporate media, for example, is a hate machine just teaching bigotry, racism and pushing violence. That system needs to be dismantled.

[healthrangerstore.com/First-Aid-Gel](http://healthrangerstore.com/First-Aid-Gel)

## BIOSTRUCTURED SILVER™ FIRST AID GEL



- Made from 3 types of silver: Ionic, Colloidal and Biostructured
- Added protection with a unique blend of 7 functional essential oils
- Protects your skin and supports its natural healing process



**“The tech giants that are pushing censorship and viewpoint discrimination and election rigging and all of these things, they need to be dismantled – and according to my sources, they will be dismantled.”**



The tech giants that are pushing censorship and viewpoint discrimination and election rigging and all of these things, they need to be dismantled – and according to my sources, they will be dismantled. The central banks that have stolen money, they have looted our nation – well the world, for hundreds of years, really.

But in our case, our central bank, since 1913, the Federal Reserve has been stealing from people and looting at a scale that is far worse than any looting that Black Lives Matter ever did. That has to be stopped because you cannot have a fair and just society when the productivity of the people is skimmed and stolen by money printing of the central banks – and so the central banks must be dismantled and effectively destroyed. In effect, you know, the fake science industry that is run by the vaccine manufacturers and the pesticide companies and the pharmaceutical cartels. Fake science must be dismantled and destroyed in order for

humanity to be free. The food industry that makes food toxic and actually puts poison into the food, hormone disruptors, pesticides, herbicides, and neurological poisons in the food supply on purpose – that must be stopped.

So, really in the big, big picture of all of this, yes, a global reset is coming, but most of the systems that exist in our world today are systems of exploitation and evil, and the only way for humanity to move forward is to dismantle and destroy the systems of exploitation and evil, some which I just named: left-wing media, Hollywood and the pedophilia, demonism, the worship of Satan that has made its way through the music industry and movies and everything, the Federal Reserve, the FDA, the CDC, fake science industry, the Big Pharma cartels, the Bayer poisoners, and the DuPonts of the world.

All of these things, these are institutions of evil that must be brought down – and they will be – because the global reset is coming and out of it will emerge a completely different world where we have an opportunity to be more free. Now, just to be clear, I am not saying that the globalists have that plan in mind. What they want is to enslave the world. They think they can maintain power as they cause this global reset to occur. They think they can tear down the money system and then replace it with their own centralized, central bank cryptocurrency electronic wallet system. That is what they think.

They think they can tear down

economies with the pandemic lockdowns and the quarantines and then that they can rebuild economies with nothing but debt. But, you see, they are wrong about that. They have become overconfident and they have made critical mistakes in their strategic planning and that is why they will fail. But, by the way, the globalists do want to see nine out of 10 people killed across our planet because they believe that is necessary for ecological sustainability to be achieved.

HEALTH RANGER SELECT  
**ELECTROLYTE DROPS**

Contains all four important electrolytes

Lab tested for heavy metals, microbiology, and glyphosate

LABORATORY VERIFIED

WATERBORNE TESTED

DERIVED FROM UTAH'S GREAT SALT LAKE

HEALTH RANGER SELECT  
**ELECTROLYTE DROPS**

8 FL OZ (236ML)

healthrangerstore.com/ElectrolyteDrops



So, that is a quick intro here. What you are going to learn in this course – which is a free course, by the way – and if you are hearing this and you do not have the PDF, there is a PDF that accompanies this. You can get it for free. This is given out, the audio files and the PDF, and I think some discount codes on colloidal silver products – I actually oversee the manufacturing of them. They are available at [BrighteonStore.com](http://BrighteonStore.com).

There is a discount code that is in the PDF file. You can get all these for free by just subscribing to the [NaturalNews.com](http://NaturalNews.com) e-mail newsletter. Just go to [NaturalNews.com](http://NaturalNews.com) – type that in your address bar in your browser, [NaturalNews.com](http://NaturalNews.com). Go to the top right-hand corner, click on the email, subscribe, enter your e-mail, confirm that e-mail and you will be given a download link to these audio files, the PDF, the discount codes, everything. You can also check out another website we are launching called [GlobalReset.news](http://GlobalReset.news), where I think we are planning on putting some of the headlines of events that are part of

the global reset. We also publish [Collapse.news](http://Collapse.news), which will carry a lot of the same stories. So just in case [GlobalReset.news](http://GlobalReset.news) is not live yet by the time you hear this, just go over to [Collapse.news](http://Collapse.news).

Now understand, by the way, I'll tell you a little bit about myself, but not too much. I do not want to bore you, but you do need to know a few things about me because it's relevant to the information that I am bringing you here.

Number one, I am a realist. I am not an optimist or a pessimist. I have a very realist view of what's happening, that's the way people describe it, and so, I am here not to alarm you and not to freak you out, but rather to give you a very, very practical information on how you can anticipate what is coming and how you can prepare for it, how you can survive it – and then more importantly, where I really emphasize information is how you can fulfill your life's purpose by being part of a solution to uplift and awaken humanity, to expand human consciousness, and to connect with the divine.

I am a Christian, I believe in – and you do not have to believe the same things I do – I am not going to preach to you here, but I believe in the return of Jesus Christ. I believe in the Book of Revelation of the Bible, and I think that is going to happen. I think it has already begun. You do not have to believe that, again. It is totally okay if you do not. I am not going to preach a lot of scripture here. I do not even know much scripture, but I've studied enough of the Bible to know that it has made a lot of predictions that have come true, which tells me it was authored by a consciousness that was feeding information to the authors who wrote it all down. But that consciousness is God, and that God sees across time and has already seen tribulation, has already seen the end times, and has already seen how this ends.

[healthrangerstore.com/FreezeDriedAcai](http://healthrangerstore.com/FreezeDriedAcai)



So, the good news is that, this ends with good winning. This ends with the destruction of evil. But in order to get to that point, we are going to suffer and I disagree with the Bible scholars who say that – what do they say – the left behind arguments of the timing of the tribulation; they believe that all Christians are going to be lifted into heaven before the tribulation begins. I do not share that belief. I think we are going to suffer through some very difficult time. But then in the end, good wins and you will be judged. Each of us will be judged for our character, our morality, our truthfulness, and our dedication to God. That's what I believe and that's the way I live my life, and that's why I have never compromised, never gave into the censorship or the radical left, and the lunacy out there that's pushing now anti-White bigotry and all these things. That is crazy. So, I stand on principles.

In terms of who I am, you probably know some of my work if you are listening to this, so I'll keep this really short,

but I do want to point out that I really started writing and communicating in about 1998. So, I have been at this over 20 years and in 1998 and 1999, I was publicly warning people about the coming dot-com crash. It was very obvious to me that the dot-com bubble could not continue, that people were going to be wiped out – and I remember even at that time, so many people telling me, “Oh, you're crazy.” They said that everybody's going to get rich just by investing in a dot-com stock, and it doesn't matter what the fundamentals are, but those companies do not need to make money; that everybody could get rich they said just by buying low and selling high; and since all dot-com stocks were going to go up forever; that everybody could be rich and nobody would have to work.

Okay, I would hear that from people in 1998 and 1999 and I kept telling people, no, you are going to lose everything. This bubble is going to crater and I was one of the very few voices at the time that said those things, a very alone

“ Each of us will be judged for our character, our morality, our truthfulness, and our dedication to God. That's what I believe and that's the way I live my life... ”

voice of sanity and reason because I understood the laws of economics and I understood that overvaluation of assets and money printing – but also sort of the mythology or the false faith of a never-ending increases in stocks – would end badly. I also understand the madness of crowds and so I knew that that was going to happen.

I also knew – and I warned publicly starting in, I believe 2006 – about the subprime mortgage collapse that took place primarily in 2008. I warned about that, told people that the housing market was going to crater – and of course, that was correct. In 2016, I publicly predicted that President Trump would win the election, even though I think 98% of the country or something like that said, “No, that's impossible,

[brighteonstore.com](http://brighteonstore.com)

 **BrighteonStore.com**

**RECEIVE \$10 OFF**  
**FOR PURCHASES OF \$150 OR MORE**  
**AT THE BRIGHTEON STORE**  
**PROMO CODE: GLOBALRESET**





Hillary, Clinton's going to win." I said I disagree. I believe that Trump's going to win because I see the frustration in the American people who are tired of the deep state cabal of political criminals running everything in this country and they're ready for someone to drain the swamp.

I predicted Trump's victory. Of course, he won and then immediately after that, the institutions of technology – you know, the tech giants, the media – they all abandoned all their principals and they began censoring and de-platforming and demonetizing anyone who was tied to Trump. So, I was blacklisted, banned by YouTube, Google, Vimeo, Pinterest, Facebook, Twitter, on and on and on just completely de-platformed and defamed by all these platforms because I had predicted Trump's victory – and was trying to warn people too about things like the dangers of vaccines, the dangers of GMOs, vaccine ingredients, and why you should avoid them and instead protect your health with good nutritional supplements and immune-boosting supplements, and so on.

So, I have a very good track record actually of making accurate predictions and it is not prophecy, it is not visions or anything like that. It is simply analyzing a lot of data and then connecting the dots. So right now, today, part of my job – I am the publisher of *NaturalNews.com*. I am the founder of *Brighteon.com*, which is the free speech alternative to YouTube. I have invested, I think to date, maybe \$2 million in Brighteon R and D and development to build that platform. We have got about 50,000 users and growing and it's a great destination for free speech with

a lot, frankly, a lot of videos that you can't find on YouTube. A lot of people have been banned on YouTube and have moved over to *Brighteon.com* – including Stephan Molyneux, whom I interviewed and were migrating all of his videos over to *Brighteon.com* as well.

So, part of my job is I monitor news and information four hours a day, hundreds of different sources, and I manage a team of about 50 writers and editors and researchers. So, every day I am perusing medical journals, science journals, current events, news, various news wires, as well as alternative media and so on.

On top of that, I run a laboratory. I am a published scientist. I am the author of a number one bestselling science book on *Amazon.com* called *Food Forensics* and I have published – I am a co-author of – a paper on the Quantitation of Cannabinoids using mass spectrometry instrumentation. I've done a lot of analysis of CBDs and also glyphosate in my lab, which is also a multimillion-dollar laboratory facility called *CWCLabs.com*. We do food science. I am the founder of the lab and I do most of the method development there and we have developed a mass spec method. It is actually a triple quad mass spec for glyphosate quantitation in foods, and we test foods for heavy metals, glyphosate, pesticides, as well as microbiology such as and salmonella and so on.

Then I launched an online store called *HealthRangerstore.com*, where all the foods and supplements and personal care products that we sell are tested in my lab for all of those things –

glyphosate and heavy metals and so on and we have very, very strict limits. We reject about 80% of the raw materials that we attempt to purchase. We get only the cleanest 20%, and we use that clean 20% to make the products that we offer at the store.

The reason I explain all this is because that's what funds this whole operation, is people wanting clean food and clean supplements based on good science, and they also want good information from someone like myself who literally dedicates my day to studying information, and I've been very strong in mathematics my entire life – really mathematically gifted, people would say. I am good with numbers. I am good with projections – not always right, not 100% percent, but have a pretty good grip on what is happening in the world and I am not afraid to tell the truth. That is the other thing – a lot of people hold back. They do not want to tell you what is really coming.

You know, 90% of the human population will be cold. That is not a statement that you hear from many people, but I can back it up and I am willing to state this truth. I am willing to back it up and tell you how it is going to happen and encourage you to be able to survive it. So, whether or not you choose to accept any particular chapter or claim in this program is entirely up to you and I encourage you to do your own research. You can research on *NaturalNews.com* for a lot of this. We have hundreds of thousands of articles written by myself and my staff over the last, I do not know, 17 years or so. We also have *Brighteon.com* as you know which has, I do not know, hundreds of thousands of videos from different people. I do not agree with everything and every video on that platform, but there is a lot of good information there. ■

# RANGER BUCKET

## ORGANIC EMERGENCY STORABLE FOOD SUPPLY IS BACK IN STOCK

- 454 servings of wholesome, organic ingredients
- Lab-verified, China-Free, with absolutely no added MSG, fillers, GMOs, or other toxic ingredients
- Vacuum-sealed and meticulously packaged to last for up to 15 years

100% SATISFACTION GUARANTEED

USDA ORGANIC

LABORATORY VERIFIED

CHINA FREE

GMO GUARD  
Natural Food Certifiers

healthrangerstore.com/HealthRangerBucket





**MIKE:** The point is do your research away from the gatekeepers like Google and Facebook and Twitter because they are controlled by the very same globalists that are trying to kill you. If you want the truth about vaccines, of depopulation, the GMOs and the monetary reset, the Fiat currency – all those things – you need to go to, of course, independent and alternative media, and I'm one of the more prominent people in that realm and I have been for quite a long time about almost two decades. I also want to share with you that everything I will explain, everything that I'll recommend, is something that I'm doing myself. So, I'm not one of those people, you know those self-help gurus that are out there that are, I don't know what it is about some of these people. I mean, I guess some of them are okay, but a lot of these self-help gurus, they live in these wealthy multimillion-

dollar mansions and then, they treat everybody like dirt and they tell people to do things, but they don't do those things themselves.

There is an incongruity there that's just madness. I'm not going to name any people like Deepak Chopra. But in reality, if you look at authenticity, which people commenting about me understand that I'm an authentic person. I live on a farm in Central Texas. I've rescued donkeys from the fires in 2011, take care of those donkeys on my ranch. I take care of Nigerian dwarf goats. I have chickens and on any given Sunday, you might find me out there with a rake and a mask and a hat scraping out the hay from the chicken house, which, of course is not a fun job, but I do it. You know, I carry the bags of grain to feed the goats, I take care of the animals out here, I capture the rat snakes that try to eat the baby chicks.


I hatched about over 40 baby chicks this season. I have an egg incubator and then I have a brooder and I hatched 40 baby chicks and they're doing great. They're doing awesome. The snakes only killed, I think, three or four, which is pretty good, and I captured over 40 snakes this year myself that was with a snake grabber stick, and I grabbed the snakes and I put them in barrels and then I relocate them. I do all that myself. I'm a hands-on person. I'm growing potatoes, I grow kumquat trees, I grow fig trees, I grow banana trees in Texas, and I harvest a lot of my own food like that, and I try to be very self-reliant. I practice what I preach. So, everything that I'm recommending to you is something that I've personally done.

I've relocated to the country. I got out of the cities and I have a lot of experience living in different places, in different

cultures around the world. I lived in Ecuador for two years. At that time, I spoke very good Spanish and actually had a driver's license in Spanish, in Espanol, in Ecuador – and you can only take that test in Espanol. You can't come in there and say, "I'm a gringo, I only speak English, give me a driver's license." No, they are not interested in that. I lived in Taiwan for two years and I speak Mandarin Chinese and I also toured as a computer security consultant, I do not know, a speech giver person when I worked for an antivirus company at that time. I toured around Hong Kong, Malaysia and Singapore and I gave speeches on computer security.

I own the software company that I started in the 1990s. I sold it off later and I used that money to launch what eventually became Natural News and what so many have called a publishing empire, which I think is funny because it doesn't feel like an empire. I don't live a luxury lifestyle at all, I don't drive a fancy car, and I don't wear fancy clothes. Right now, I have on a pair of a 5.11 pants and a Carhartt work shirt – just giving you an idea of what my day-to-day life is like, and to me, wealth and luxury are about being able to take a walk on your own farm without running into people. I don't socialize much. I'm not interested in people's parties. I'm not into sports. I'm not into celebrity worship. I'm not into anything that's fake like fashion. I don't give a crap about that stuff. I'm into things that are

“ I'm into things that are real. So, I live on a ranch in Texas, I grow out a lot of my own food, I take care of animals, I practice self-reliance, I've got water filters.”



real. So, I live on a ranch in Texas, I grow out a lot of my own food, I take care of animals, I practice self-reliance, I've got water filters.

I do need to tell you about firearms here because this is an important part of the whole preparedness overview I'm going to share with you. I'll make this brief, but a few years ago, as I was running the science lab and I was



**EXPERIENCE MOTHER NATURE'S MOST POWERFUL ANTIOXIDANT WITH**  
**CHIEF ORIGINALS®**  
**ASTAXANTHIN SOFTGELS!**

- Sustainably grown in a controlled environment with no exposure to open-air pollution or contamination
- 6,000x stronger antioxidant power than vitamin C, 550x stronger than vitamin E, and 800x better at singlet oxygen quenching than CoQ10
- Lab tested for glyphosate, heavy metals and microbiology





healthrangerstore.com/ChiefOriginalsAstaxanthin

reporting information about mercury in vaccines, because I actually had the instrument ICPMs – we still have it and that’s a heavy metals analysis instrument. So, I was testing vaccines that people were giving me to see how much mercury was in vaccines, and I was able to confirm flu shots containing over 50,000 parts per billion mercury, and when I released this information, I now understand that I was added to a list that is a black ops target list by the vaccine industry in cooperation with the CDC, which is a criminal organization.

The whole vaccine industry is a criminal front. I don’t have time to get in all that, but they started death threatening me and they started dropping thumb drives into the mailbox of my wife’s Chinese medicine clinic, for example, with threatening information and stalking me and so on. This was

quite a few years back. I realized at that time that I was going to have to become very proficient in self-defense. This is a very practical decision for me and I’ve never been one to, let’s say, worship guns or firearms just as a cool thing like, “Oh, here, check out this cool AR15.”

For me, I had to become an expert in firearms and combat tactics as a matter of self-defense. So, for the last, how many years now, eight or nine years I have personally hired and trained with a multitude of special forces operators, former U.S. army intelligence, and former contractors – let’s see who else – law enforcement and private trainers. Just for fun, I always go to the James Yeager classes, TacticalResponse.com. He holds classes all over the country and sometimes I go to his classes because he lets me come and just shoot up a bunch of paper targets. I mean, it’s not

really personalized training, but he’s a good guy, so I go do that every year or two just for fun. But I have my own private gun range set up on my ranch.

I’m an accomplished long-range shooter. I do, you know, thousand-yard plus shots; I’m into ballistics and the mathematics of it because I’m a scientist and so, I really enjoy long-range shooting. But most importantly, over the years, I got training in Krav Maga as weapons combat that is knife fighting, as well as pistol fighting, rifle fighting, a little bit of shotgun, and some Brazilian jiu-jitsu groundwork – although I don’t do that anymore because I don’t like to roll around with guys who use a lot of laundry detergent and are sick all the time because they refuse to take vitamin C. I just refuse to roll on the mats with sick guys. “It’s like take care of your health man. You want to train with me, at least, you know, be healthy. I don’t want to smell all your Tide laundry detergent all over your clothes or whatever.” So anyway, I don’t do that anymore.

But over the years, I learned a lot of weapons systems. I’m very competent in AR platforms and AK platforms, pistols, and of course, pistols with arm braces, basically like MP5-style rifles, like the SIG MPX – you know, red dot sights, night vision shooting as well with infrared laser designators and illuminators, of course. What else, I don’t know, a bunch of things like that, and I’ve trained in tubular salts; I’ve trained in clearing houses; I have trained with former law enforcement

[healthrangerstore.com/CleanVitaminC](http://healthrangerstore.com/CleanVitaminC)

## CHIEF ORIGINALS NON-GMO VITAMIN C



- Therapeutic grade, pure vitamin C and non-acidic buffered vitamin C
- Lab tested for glyphosate, heavy metals, and microbiology
- Manufactured in the United Kingdom and highly bioavailable



in a lot of things, such as surviving terrorist attacks and surviving hostage situations. I have trained in executive protection to protect important people from others who are trying to shoot them and so on. So, this became a bit of more than a hobby for me – not quite an obsession – but definitely something.

I decided one day to become competent in every weapons system that's common in America so that wherever I was if things went bad, I could pick up any pistol, any rifle, any knife, anything and I could use it for good as a self-defense weapon to protect innocent lives possibly including my own, and so, that knowledge, the reason it's relevant to you is because I'll share a lot of very important things with you and very practical things in this course that will save you a tremendous amount of time.

For example, let me give you one right now: perhaps you don't own a firearm and you never have, you don't know anything about them, but you realize you need one. Maybe you've noticed Black Lives Matter terrorists marching around your city demanding reparations at gunpoint, things like that, right? So, you're thinking you need a gun.

Most people would at first think that they should buy a pistol because people think the smaller the gun, the easier it must be to shoot. That is an absolute myth. The first thing that you should buy is a 9-mm rifle or something like a rifle, like a CZ Scorpion or a SIG MP – what's it called – an MPX or MP, I forgot what it is called. It's a 9-mm pistol with an arm brace or maybe it's an MPX.

Anyway, you get that and you learn the fundamentals on that, and you master that first because shooting a rifle is much easier than shooting a pistol. A rifle has very little kick, a rifle is easy to align the sites, and a rifle's easy to master. Pistols are very difficult; pistols are hard to run and pistols are scary to people. They have a big kick, a big shock, they're hard to control and they're hard to align the sites. Everybody's got problems which eye do I use, the left-eye or right-eye dominant, cross-eye – I'm left-handed but right-eye dominant – how do I shoot, you know, things like that. People get all confused but with the rifle's very easy.



So one thing I'll tell you right now, if you're looking to get into a firearm for self-defense, start with a 9-mm rifle, which technically could be a 9-mm pistol with an arm brace, but we basically call that a rifle. It looks like a submachine gun, but it's not a machine gun. It's a semi-auto. CZ Scorpion is a good example or the SIG that I mentioned. So, I've got a lot of really practical information like that can help you get prepared, how to defend yourself, and how to be more self-reliant.

At my warehouse, I've run solar power for many years, I've run rainwater collection for many years, I used to have a solar array at one of my offices in Arizona where we use excess solar energy to run Bitcoin mining machines where we mine cryptocurrency and then we traded the cryptocurrency for physical gold coins. So, I'm one of the few people around that has actually turned sunlight into gold literally through that mechanism and now I have physical gold that I'm sitting on that was created with sunlight.

So there's a lot of interesting things that you can learn from someone like me who has been through a lot, and has been forced to become self-reliant, and forced to struggle through a lot of threats – death threats and censorship threats – and malicious attempts to try to shut me down, shut me up or just kill me. You know, they say, whatever doesn't kill you makes you stronger, I guess that's true. I've become a very hard or rugged type of individual and that is exactly what can help you right now, and yet at the same time, I have not abandoned my science thinking, I have not abandoned the research side – I'm really an academic at heart, so there's not a lot of survivalists that have sort of an academic slant and do a lot of study and can connect the dots of statistics and projections and things like that. So, anyway, enough about me, but I did want to provide that context.

So, getting back to the coming global reset. I gave you a little teaser right up front about what this is going to look like, but I want to run through it now so that you can understand what's really coming and understand that again – most of this has been initiated deliberately by the globalists but there are secondary and tertiary effects of that plan that the globalists have not accurately anticipated. So, some of these have runaway, self-reinforcing loops, and consequences that get out of hand that even the globalists can't quite put back in the box – and that's where a lot of these things get very dangerous.

You know, for example, releasing a biological weapon that then mutates and then is impossible to ever take back. I don't think the globalists have any idea what they've done when they released the, you know, SARS-CoV-2 coronavirus. They did it on purpose. They built a weapon and they released it thinking that they would use it to take out Trump, but what they've actually done is they've taken out much of Western civilization. It's just in the process of happening. ■

[healthrangerstore.com/ChlorellaSuperfood](http://healthrangerstore.com/ChlorellaSuperfood)



## CLEANEST CHLORELLA (POWDER/TABS) ON THE MARKET

- A superior source of antioxidants, vitamins, and minerals
- Support your body's natural elimination of toxic elements
- Lab-tested for heavy metals, glyphosate, and microbiology



**MIKE:** So, big picture view here, the globalists have reached the end of their current model of exploitation of humanity and part of this global reset is their method of transitioning to a new model of global control. Under the new model, they need far fewer people, hence the 90% kill rate that they are trying to achieve.

To understand this, you've got to understand how the current model of exploitation has functioned for, you know, for hundreds of years. It has been really a global system

of tax farms that are set up as nations, which have slave workers, i.e. you and me and people who pay taxes, who are working and paying money to their slave masters, which is the government for the most part – and then, the central banks are printing money to allow the looting and theft of productivity to go into the pockets of the globalists who run the central banks. So, understand the three levels that are at work here. You have the slave workers, you and me; then you have the government confiscators who are living off other people's

work – that's the Joe Biden's of the world; and then, you have the central banks that are looting everybody and taking money by money printing, i.e. debasing the currency so that they can create endless amounts of money and they can funnel that money into the pockets of themselves or their friends or they can get kickbacks, and at that level, what they are really doing is collecting gold.

So, all the central bankers and all the billionaires who are tied to the central bankers, yes, they



may use dollars and Fiat currencies such as the Euro in order to operate, but behind the scenes, they all have physical vaults that they're stuffing with gold – why is that? Because they know that this whole Fiat currency system will crater, and at the end, the only thing that's going to have value are things that are physical: gold, silver and land for the most part, which I'll talk about later.

They know that gold is going to be necessary to restart a new currency once the current system collapses. But this model of exploitation for many years, or for hundreds of years, relied on expansion of population. I mean, think back to 1776 in modern day America. The country was really very sparse in terms of population. There was a lot of room for expansion and exploitation, and the role of government at that time was to encourage people to go out west and get yourself 100 acres and start raising cattle and start having children and start growing crops and start building businesses and factories, right?

Why did they encourage people to do that? Because the more the economic activity of the nation, the more the government can skim off the people, making the government and its people more wealthy and more powerful. So, for a very long time, the overall emphasis of government – and this is true in other countries as well, not just the United States – was expansionist. It was pro-population increase – have more kids because that's more laborers, right? And it was pro-business and pro-building things – building factories, building retail establishments, building shipping lanes on the rivers, building airports and so on.

That era has a limit and the limit has been reached. The limit is when the population density gets so high and such a large percentage of the population becomes people who are living on entitlements that additional lives actually cost the government money rather than allowing the government to confiscate from productive

**NEW!**

**INTRODUCING COLLOIDAL SILVER EXTRA STRENGTH SPRAY**

**MIN 40PPM SILVER GUARANTEED**

- Give yourself an extra layer of protection against external threats
- Formulated with colloidal silver, ionic silver and pristine Texas rainwater
- Lab tested for purity, heavy metals and microbiology

MADE IN THE USA

LABORATORY TESTED

healthrangerstore.com/ColloidalSilverSpray

people. So, what's happened in the United States is that a once productive nation has become a nation where now 50% or more of the population is collecting entitlements from the government. Now, this is in the form of food stamps, pensions, retirement benefits, government payouts, Medicare, Medicaid – things like that.

**“ At this point, the exploitation of the labor is no longer worth pushing for more people because the more people you have, especially in an unproductive society like what we have now, the more money the government has to pay out to everybody just to prevent people from writing. ”**

At this point, the exploitation of the labor is no longer worth pushing for more people because the more people you have, especially in an unproductive society like what we have now, the more money the government has to pay out to everybody just to prevent people from writing. Why do you think they had the unemployment – what was it called – the CARES Act following the COVID-19 lockdown? They were paying people – I think \$1,200 a month, plus an extra \$600 a week to sit at home and not work. What was that money all about? It was about paying people to not riot. It didn't exactly work since we got a bunch of riots anyway, but the riots would have been far worse without all of that payout money.

But you see governments, they know that they are going to go broke and collapse if they continue all these payouts to all these people. The U.S. government itself, well the Federal Reserve, technically has now printed \$6.5 trillion, which is an insane amount of money. I mean, under Trump, the national debt has gone from – what was it under Obama, about \$17 trillion – to now like \$25 trillion to \$26 trillion, something in that range, that is insane. That is totally insane. It is not all his fault by the way.

The Federal Reserve is printing this money to have bailout money to everybody because the economy is broken. The economy is really actually totally shot at this point. They're just paying people money to prevent them from having

an uprising and then, they're pushing money into the stock market to create the illusion that the stock market hasn't collapsed even though there's this huge disparity between reality – the economic reality on the ground versus stock prices. So, everything has become an illusion now, just money printing. This is well known by the globalists and even people in government and people in the central bank.

They know that they have reached the end of the exploitation of productive humans. That human beings now have become snowflakes and cry bullies; I do not know if you have noticed this, but the average person under the age of 30 refuses to work. They are not interested in working and they have no skills for the most part. There are a few exceptions like homeschooled kids and people who grew up on a farm, you know, they know how to do things – but the average city kid in America not only has no interest in working, he or she has no ability to work. They cannot even show up two days in a row and do a job. They literally cannot do it and the universities are not teaching them anything at all. These people are useless. They have literally nothing to offer to society. That's what the globalists have come to realize and the globalists know that they have to eliminate these people, hence the population reduction.

Now, as part of this elimination, what's driving this is the investment in and the development of automation



healthrangerstore.com/ChiefOriginalsMCTOil





systems. So, humanoid-type robots that can take the jobs of these low-wage humans have been under development for several decades and have now reached a point where in the next 10 years, these robots will be replacing a lot of humans. So, Amazon warehouses, for example, which currently employ, I do not know, hundreds of thousands of low-wage workers who hate their jobs and hate working and hate Jeff Bezos – these are just the worst workers in the world. I mean, this generation of workers, they hate having a job. They just think they should get free money. They just make a bunch of demands. I mean, the only thing that universities teach young people today is how to be a victim and how to make demands.

You know, Black Lives Matter, what do they produce – nothing but terrorism. You know, it is just seizing buildings, seizing cities, and then making demands. That is what they're taught in school and this is a whole generation now. Jeff Bezos is investing hundreds of millions of dollars in robotic automation systems so that he can soon fire every last warehouse worker, which is something that's very high on his list, believe me. Now, at the same time, agricultural workers are also going to be replaced, long haul truckers are already in the process of being replaced and many other jobs are going to be made obsolete in the next, well, 20 years. So, 70% of the human labor force will be obsolete according to many experts out there within two decades – 70%.

So, what do you do with all of those tens of millions of people just in the United States alone who no longer have any skills that are relevant because robots have replaced them? They have nothing to produce or to contribute to society; they've been raised on a philosophy of crybullyism, where all they can do is whine and complain about everything. Basically, have you ever listened to a group of high school girls in the modern day? All they do is whine and complain about everything while virtue signaling their support for Black Lives Matter or Colin Kaepernick or something – they are insane.

Well, the globalists have decided that once the robot automation is viable – which is very close at this point – the correct way, again, from their point of view on how to deal with all of these useless eaters they call them is to kill them all. I mean, how can you have a society where your governments are just bankrupted by paying all these entitlements to eventually generations of workers who can't work, who refuse to work, who rise up and riot and burn your cities down, and demand reparations and everything? Eventually, that is not a sustainable model and so the globalists have already figured out that the way to deal with that is to kill them.

So, this decision has already been made in the minds of the globalists that the grand calling is here. It's already been initiated and the way that they're going to kill people off – and this is really key to understand – is through the global reset, specifically, they are going to crater the food supply; they

are going to crater the economy, which has already begun, and the food supply disruptions have already begun; they are going to cause mass famine, starvation, death and disease; they're going to release biological weapons, which has already begun, but there are more coming by the way that, like SARS-CoV-2, wasn't the last one – get ready for Ebola-HIV version 17 or whatever they have in their twisted Fauci labs that they're working on, that is coming next.

But they are also going to take down the power grid. They're going to have some false flag events where they do things like, for example, they use a cyber-command self-hacking of the U.S. power grid to take down the entire power grid to cause mass collapse and starvation, social chaos, and so on, but they will blame it on North Korea. They will say things like North Korea launched a missile, an MP missile or they will say North Korea has an EMP satellite in orbit above North America – which actually is true by the way. They will say that North Korea set that off and caused the EMP weapons effect across North America, collapsing the entire power grid, and then, they know based on white papers that have been published publicly and reviewed by the White House that, in about – I need to check this – I think they said in the first year that about 90% of the U.S. population would be killed. I think they said a year, but based on the information I have, it would actually happen much more quickly.

# OPTIMIZE YOUR ORAL HEALTH WITH OUR NEW COLLOIDAL SILVER MOUTHWASH & GARGLE!

- Formulated with colloidal silver, iodine, zinc, myrrh, prickly ash bark and more
- Contains no GMOs, fluoride, alcohol or aspartame
- Lab tested for glyphosate, heavy metals and microbiology

healthrangerstore.com/SilverMouthwash



**20 PPM  
OF SILVER  
GUARANTEED!**



Most people would die within 90 days, and mostly it is also people in the cities who tend to be the least productive people in terms of practical things. So, who grows the food – not city people, right? It's farmers. Who runs the oil rigs? Because oil and energy are necessary for every society to function – it is not city people running the oil rigs. It is basically a bunch of roughneck country boys who are out there on the oil rigs – and that is a tough job by the way – but they keep the economy humming. You know who is serving on the police forces that maintain some degree of social order.

You know, typically not a bunch of crime bully snowflakes, but rather people who have been through some tough times and have had some training and have seen some things about reality that the average snowflake has not seen. So, when it comes to killing off America – and this will be replicated in many other countries including India, China, Nigeria and across the European Union as well – these self-attacks are going to be coordinated on a global scale, combined with the pandemic vectors, combined with cyberattacks, economic sabotage, economic lockdowns, isolationism in terms of international trade in order to crater supply lines, and also other false flag events that lead to cultural uprisings, such as the staged death of George Floyd and so I would expect another 9/11 type of event. I would expect another, like a dirty bomb or even a tactical portable nuclear weapon to be set off somewhere – things are going to be staged in order to create maximum chaos and food shortages that lead to the die-off.

What the globalists know is that the average American today in particular has become really quite pathetic and lazy and incapable of survival. It's a far cry from our ancestors who colonized this land and they were tough people, they went out on the Oregon trail, they were trailblazers, and they fought for independence – at least some of them did – and it was a tough life, but it only took a few generations before people became so lazy that now the average young person in America is just whining about not having the latest iPhone and their whole world is on that iPhone. They do not know where food comes from, they don't know what money is, they don't know anything about history. ■





★★★★★★★★★★  
**PVS-30 Limited Supply**  
**Like New, Factory Refurbished**  
**1 Year Warranty**  
**60% Off** the cost of a new one  
 ★★★★★★★★★★



Export of Night Vision Equipment or related accessories (such as manuals) is strictly regulated by the US Department of State in accordance with the guidelines of the International Traffic in Arms Regulations (ITAR). It is a major crime to ship or carry US manufactured night vision devices outside the borders of the United States, punishable by fines and prison sentences. Ignorance of these regulations will not hold up in court. By purchasing night vision equipment from Ready Made Resources, you attest that you will not attempt to export or carry this night vision equipment outside the borders of the United States. Also, it is illegal to allow a non-US Citizen to look through US Gen3 Night Vision Devices, even on US soil. Again, this is a crime punishable by fines and prison sentences.

# Don't be left in the dark.

The lethal challenges and looming disasters threatening our future will be even more difficult to face in the darkness.

In an emergency, be able to drive without headlights, hike home, hunt in the dark, and protect yourself from predators. Prepare yourself with Night Vision.

**NIGHT VISION • THERMAL • LASERS  
 MOUNTS • HELMETS • ACCESSORIES**

**ReadyMadeResources.com**



**Toll-Free Ordering:**  
**800-627-3809**

**Technical Support:**  
**423-253-6789**



*One week return policy*  
*Best price and warranty in the industry*  
**Authorized Dealers for Night Vision Devices®**



**MIKE:** Heck, the Black Lives Matter terrorists, they just tore down a statue of Frederick Douglas who was the abolitionist and hero of black history. They tore down his statue. That's kind of like black-on-black statue crime, isn't it? And by the way, over the 4th of July weekend in the United States, 79 people were shot in Chicago alone mostly black-on-black crime, so if you think society is not collapsing, just read the headlines. It is collapsing. Crime is skyrocketing and this is all part of the planned collapse and it is going to get much worse. In fact, I did a podcast on this – and by the way, you can hear all my podcasts at [Brighteon.com](https://www.brighteon.com). My channel name there is HR report, which stands for "Health Ranger" report.

Just go to [Brighteon.com](https://www.brighteon.com), check out my channel and subscribe to it. You will get all my podcasts.

I said there is a silver lining to the recent riots, and that is, that it gives us a preview of coming attractions in ways that allow us to learn from what is happening right now. For example, we have learned on a very practical note that dialing 911 and asking the police to come help you is a pointless exercise, because in Seattle, for example, when the Black Lives Matter terrorists seized – CHAZ – the Downtown Seattle, and they created their so-called autonomous zone in which, by the way, they started shooting up other Black people – and Black-on-Black crime was

skyrocketing inside CHAZ or like five or six people shot and some of them killed by Black Lives Matter – just incredible.

But when they did that, if you were inside the zone and you called the police in Seattle, so 911 operator, “What’s your emergency,” and you say “Help, someone is shooting or raping me inside CHAZ” – the 911 operator would just say, “Oh, sorry, we’re not serving your sector of the city now because it’s no longer serviceable “or whatever. The police are standing down and so we learned that you cannot dial 911 and expect anything. We have also learned that the Democrat mayors and governors will feed you to the Black wolves, won’t they? They will feed you to the wolves – the Black Lives Matter wolves. By the way, this is not anti-Black in any way whatsoever. I absolutely welcome people of any skin color. I think racism is just incredibly stupid. I judge people on their values and their patriotism, and I know a lot of



Black patriots and they are wonderful people. So, I am not – I am not in any way anti-Black or anti-Jew or anything like that at all.

I judge people on their principles, but this group names themselves Black Lives Matter, which is what I am referring to even though it’s funny there’s a lot of White boys in Black Lives Matter, have you noticed? A lot of White soy boys, and they are kind of mixed in like they wish they were Black, but they cannot really pull it off. They’re trying to be Black, kind of they’re dressing in black, some of them are trying to act a little more Black. That does not work, sorry. It is like, you are not convincing, but they’re all terrorists regardless of the color of their skin – they’re all terrorists in that organization and they will take over your city.

There’s a new group called NFAC, which is Not F\*\*\*\*ing Around Coalition, and they’ve been marching around with firearms and going up to people who are stalled in their cars on the highways, because they’re shutting down the roads and demanding reparations and saying, “Oh, we are your worst nightmare, you know, to white people,” things like that. That kind of action is going to increase substantially across America.

[groovybee.com/CoconutMilkPowder](http://groovybee.com/CoconutMilkPowder)

## GROOVY BEE<sup>®</sup> ORGANIC COCONUT MILK POWDER

- Bursting with flavor and healthy fats (MCTs)
- NO artificial flavors or additives
- Carefully and ethically sourced from the Philippines
- Lab-tested for glyphosate, heavy metals, and microbiology



You are going to have armed groups that may call themselves Black Lives Matter – or even though they may have White boys in the group – and they're going to demand reparations or probably going to have like White boys demanding reparations soon, who knows? Because the whole Black race card is just an excuse. They just want free money because none of them want to work. Whether the White boys or Black boys, they do not want to work because that is the whole generational thing that I already explained. They do not want to work. So now they have decided they are just going to pick up a bunch of guns and just become terrorists and make demands and seize territory. So, we have learned that you cannot call 911 and also, we have learned that you should not live in a Democrat-controlled city. If you live under the realm of Democrat mayors, then you will be fed to the wolves.

There's a whole section that I'll talk about here in this discussion about relocation – how to get to a safe area of the country, to pick a safe state and a safe rural area, what you need in land – and I've got a lot of experience in that area because I've lived in different places around the world and I also grow food and I've grown food in South America as well, quite successfully. So, I know a lot about soils and rainfall and climate and seasonal growth windows and things like that. So, I will share that with you as well.

But the bottom line is the globalists have decided to reduce human population in order to, number one, protect their own control to prevent all the governments from going bankrupt, for example – but also the other side of this is that they are convinced that the planet ecologically is not sustainable and that they must reduce human population on an emergency basis in order to prevent the planet from suffering a biosphere collapse.

Now there are arguments for and against this, but I will give you my take. First of all, the pollution of our world by humanity is very real. The microplastics in the ocean are just devastating the oceans. The heavy metals pollution of crop soil is very real and is devastating our soils. The clear cutting of forests is very real, not just in the Amazon, but all over the planet and it is altering the climate. You cut down trees, you alter the water and rainfall cycles, and you ruin land when you clear cut a bunch of trees. So that is very real.

What is fake in all of this is the CO2 climate change hoax. They say that CO2 is a poison – not at all. CO2 is what grows plants. CO2 is necessary for photosynthesis, so CO2 is a blessing, not a poison, but they are using that to try to crack down on the whole world and crush the economy. At least they tried that for 20 years.

I think what actually happened on a global basis from their point of view is that they tried the climate change thing and they just couldn't get enough traction to lock down the economies, and that is when they decided to just release the bioweapon, and then they got the lockdowns they wanted. You see, understand that the climate change agenda was all about shutting down factories and economic production in order to crush economies and crush farms and food supplies and even ban diesel engines like Ocasio-Cortez wanted to do that would have caused mass starvation.





When they could not get enough agreement on that and when Trump was elected, especially – and then Trump got us out of what, the Paris Climate Accord – remember that. Trump was like, “Screw Paris, we are not going to follow that.” Then, they released the bioweapon to achieve the same results that the climate change narrative was trying to achieve, which is basically to say to all of humanity, we are going to shut down your economy, we are going to lock you down, you’re not going to be able to drive anywhere, you’re not going to be able to move around, you’re not going to be able to produce anything, and you’re going to starve to death – so the virus was really the escalation of the weapons that they have been trying to deploy against humanity for a very long time.

Once you understand that, it is really interesting to connect the dots here and it makes a lot of sense looking at how things have progressed throughout history. Now, they are working on a new project called the ScoPex project, which is funded by Bill Gates and involves Harvard scientists, and they are going to pollute the

stratosphere with particulate matter – they’re going to try to simulate a big volcano explosion, and they’re going to dim the sun by having all these high-altitude flights to release all those pollution into the stratosphere.

The result of this is, of course, the shutting down of photosynthesis all across the planet, which would crater the food supply, you got it – and I did a lot of research on that project, ScoPex, that is spelled as S-C-O-P-E-X, in case you are curious. You can look it up, just go to *NaturalNews.com* and search for the word ScoPex. You will get the full download on that, it is a very real project, it has been written up in all the science journals, by the way.

The thing that I did in researching this, I realized that a lot of the depopulation efforts have been focused on Africa over the years, and if you look at the population projections, Nigeria is going to be the third most populous nation in the world after a few more decades. The growth rate there is just incredible and a lot of these White globalists have

always wanted to basically kill all Black people especially African Black people. So, we’ve seen the infertility vaccines in Kenya, for example; we’ve seen the attempts to spike the food supply with infertility chemicals to lower birth rates in Africa, things like that, but the ScoPex project in particular, even if it blocks only 1% of the sunlight – which is that may be about all they can achieve – you still have to drop a lot of pollution into the stratosphere to dim the sun by just 1%. The countries that it affects primarily are those that have marginal crop production. In other words, in places like Africa where crop production is just barely creating enough calories to feed the local people. If you drop sunlight by 1% often because of the marginal soils and the lack of good agricultural knowledge and so on, you actually end up collapsing a lot of the food supply there and putting the population into famine even by blocking only a small amount of sunlight. Even though more first world nations, like the United States, might only see marginal reductions in crop supply and typically in many years as there’s excess crop production in the United States, so it does not really affect first world countries very much.





So, in the U.S. for example, this year, we have a very abundant corn supply. The corn yields have been huge so much so that the corn commodity prices have been cratering. Well, there is so much corn grown in America that there is more than enough to feed everybody a bunch of corn. So, you can have your corn flakes, you can have your corn tortillas, you can have your corn dogs, whatever. I mean, there's thousands of groceries made out of corn. You can have your corn syrup and Jemima corn syrup, whatever. Well, no, wait a minute. I am sorry, Aunt Jemima has been banned. She got "canceled" by the cancel culture for some reason, poor Aunt Jemima. She was not a racist, but they canceled her anyway, it's not that incredible. Canceling Black icons of food branding. Uncle Ben's rice has gone too. That is really sad. I am going to miss Uncle Ben and I am going to miss Aunt Jemima. Not that I eat corn syrup, but I am getting carried away here.

But the point is you take away even 5% of the corn from America, it is no big deal. You take away 5% of the corn from Africa, it is mass starvation. So, some of these projects are put in place by people like Bill Gates who also focuses on vaccines and infertility technology knowing that the effects on African nations would be disproportionate. It is going to kill more Black people than White people. I am not trying to foment a race war here – I am just telling you the truth. That's the way these things are set up and as a White scientist myself saying this, you can take it to the bank. I have analyzed it and this is exactly the situation.

In fact, I did a video a few years ago that became incredibly popular with millions of views on YouTube. It is called the "Science Agenda to Exterminate Blacks" and I think I posted that in 2016 or something. Of course, my YouTube channel got completely banned, but you should look for that video because a lot of people mirrored that video. Again, it's called the "Science Agenda to Exterminate Blacks" and it goes into the vaccine infertility, the food supply disruptions, the infertility chemicals in foods, and I think I even covered the ScoPex project there, but also medical experiments on Africans and the development of biological weapons by US-run military-linked bioweapons facilities located in Africa, which by the way, routinely released different strains of Ebola just to see what happens.

So, every time you hear about, there's another Ebola outbreak in the Congo or wherever, pretty much that's a U.S. military operation that is releasing it in a couple of villages just to see what the transmission rates are to try to get the Arnot value for Ebola because they're weaponizing it and they're going to use that to crack down on any uprising, so if there's a massive uprising... Let us say the public gets a hold of all this knowledge – which is unlikely by the way – but if they, let us say, if there was a mass uprising against the globalists, well, what would happen? Suppose 50 cities and people are rising up and saying, "End the Fed, stop the globalists eugenics agenda, we all have human rights," whatever.

[healthrangerstore.com/SurvivalSupplies](http://healthrangerstore.com/SurvivalSupplies)



## RANGER GEAR OUTDOOR MINI CAMP STOVE

IDEAL  
FOR ANY  
OUTDOOR  
ACTIVITY!

- Foldable, lightweight and ultra-portable
- Features built-in ignition and flame control knob
- Made with durable aluminum alloy and stainless steel



The first thing that would happen is the globalists would just drop a bunch of this Ebola all over these crowds and then, when Ebola just started causing people to bleed out all over the streets of America, then of course there would be another emergency medical lockdown, medical martial law, and they would end the riots with a bioweapon. So, make no mistake, these globalists, they are not nice people. They see you and me, but especially they see the uneducated unproductive masses as less than human, not even worth what animals are worth. They see them as less than insects because the globalists see insects as necessary for pollination – you know, honeybees are important, I get that. They see human

beings as being less important than honeybees and that is why they have no qualms whatsoever about just mass killing billions of human beings through this great reset that we are talking about.

So they have a lot of weapons they developed in order to achieve this; food supply weapons, dimming the sun, releasing biological weapons systems, economic collapse, causing a grid down power grid failures, releasing EMP weapons perhaps, using tactical nukes, using acts of terrorism, false flag media, disinfection, propaganda, plus censorship by the tech giants, plus monetary theft and looting through Fiat currency printing all these things – and 5G, don't forget 5G and chem trails too.

All these things combined, what they all have in common is they are part of the weaponization

of technology to be deployed against humanity and these weapons have already been unleashed. In many cases, they have been set in motion and you and I cannot stop them. They will kill billions of people. The economic collapse alone is going to end up killing billions of people because of the disruptions in the food supply and the ability to engage in financial transactions related to food and fuel.

You know, without cheap and readily available fuel, you cannot produce cheap and readily available food and you cannot have fuel without a functioning banking system. So, freezing the banking system will shut down petroleum processing, it will shut down gas stations, it will shut down diesel, which will shut down food production, which will lead to food supply collapse and mass starvation. ■

# PURE, CONCENTRATED MINERALS FOR HEALTH!

- Premium, all-natural mineral formula
- Lab tested for heavy metals, microbiology, and glyphosate

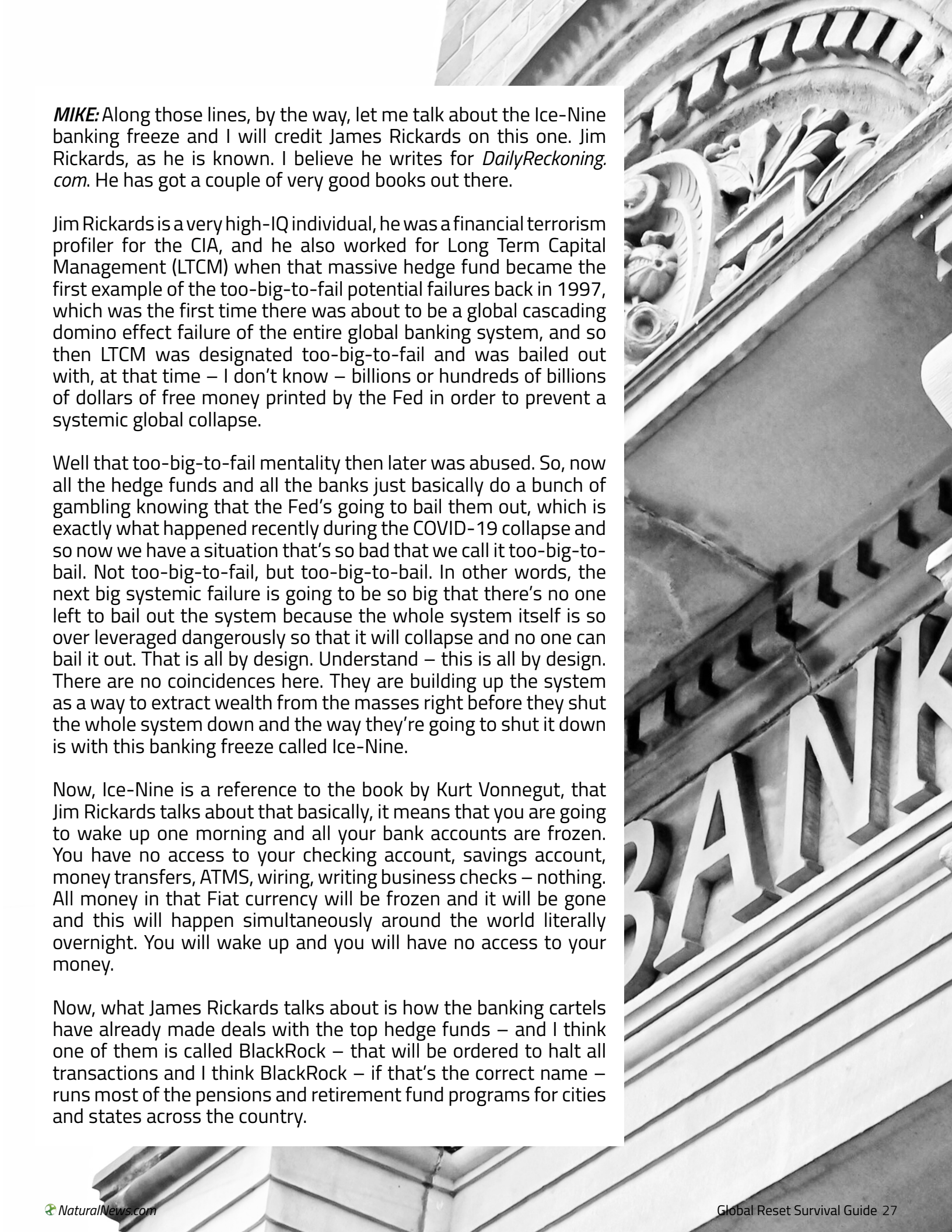









healthrangerstore.com/MineralElectrolyteDrops



**MIKE:** Along those lines, by the way, let me talk about the Ice-Nine banking freeze and I will credit James Rickards on this one. Jim Rickards, as he is known. I believe he writes for *DailyReckoning.com*. He has got a couple of very good books out there.

Jim Rickards is a very high-IQ individual, he was a financial terrorism profiler for the CIA, and he also worked for Long Term Capital Management (LTCM) when that massive hedge fund became the first example of the too-big-to-fail potential failures back in 1997, which was the first time there was about to be a global cascading domino effect failure of the entire global banking system, and so then LTCM was designated too-big-to-fail and was bailed out with, at that time – I don't know – billions or hundreds of billions of dollars of free money printed by the Fed in order to prevent a systemic global collapse.

Well that too-big-to-fail mentality then later was abused. So, now all the hedge funds and all the banks just basically do a bunch of gambling knowing that the Fed's going to bail them out, which is exactly what happened recently during the COVID-19 collapse and so now we have a situation that's so bad that we call it too-big-to-bail. Not too-big-to-fail, but too-big-to-bail. In other words, the next big systemic failure is going to be so big that there's no one left to bail out the system because the whole system itself is so over leveraged dangerously so that it will collapse and no one can bail it out. That is all by design. Understand – this is all by design. There are no coincidences here. They are building up the system as a way to extract wealth from the masses right before they shut the whole system down and the way they're going to shut it down is with this banking freeze called Ice-Nine.

Now, Ice-Nine is a reference to the book by Kurt Vonnegut, that Jim Rickards talks about that basically, it means that you are going to wake up one morning and all your bank accounts are frozen. You have no access to your checking account, savings account, money transfers, ATMS, wiring, writing business checks – nothing. All money in that Fiat currency will be frozen and it will be gone and this will happen simultaneously around the world literally overnight. You will wake up and you will have no access to your money.

Now, what James Rickards talks about is how the banking cartels have already made deals with the top hedge funds – and I think one of them is called BlackRock – that will be ordered to halt all transactions and I think BlackRock – if that's the correct name – runs most of the pensions and retirement fund programs for cities and states across the country.

So, your local government retirement fund, your pension fund, your local university pension payout program, whatever – a lot of that is run by hedge funds like BlackRock that are going to be simply ordered to halt. At the same time, all the banks will be frozen and all account access frozen. This will happen again simultaneously overnight. This is the great financial reset. Everything that you have in dollars or any other Fiat currency on that day will be gone. It will be gone and what will happen is the banks will then initiate what is called a bail-in process where the banks then seize customer money to bail themselves out.

Now, in order to understand that, you have got to understand that when you deposit money with a bank, that money is no longer yours. That money becomes the property of the bank. So, in other words, you deposit \$1000 with the bank, the bank's assets grow by \$1000, but the bank has a liability in that they owe you \$1000, but they get to choose whether or not they ever pay you back. It is not your money anymore – it is their money. Laws have already been passed even in the United States and you saw this with the bail-in situation in Greece a few years ago where banks can simply announce that they are seizing customer funds in order to bail themselves out. And why does this matter? Because Bill Clinton cancelled the Glass-Steagall Act in what the late 1990s.

The Glass-Steagall Act was the law that disconnected or created a firewall between banks that functioned as hedge funds, i.e. gambling risk-taking investment banks versus banks that have retail operations of taking customer money and running checking accounts and saving accounts and so on. Under the Glass-Steagall Act, which was repealed. But before it was repealed, banks had to run conservatively. If banks were offering these check cashing services and bank account services to the public, they could not take your money and roll the dice on a bunch of derivatives as bets in the interest rate markets or something like that.

But after the repeal of Glass-Steagall, then bank profitability skyrocketed, but banks became risk-takers to the point where we had to have this massive bailout of banks – Bank of America, Goldman Sachs and everything in 2008 because of the subprime mortgage collapse when Bear Stearns collapsed and of course a lot of customer money was at risk during that collapse, hence the bailouts. In the next big collapse that is coming, the bank retail customers will lose all their money because of the repeal of Glass-Steagall from 20 years earlier. So, you have no protection and the FDIC can't bail you out because the FDIC will be completely overrun and you can't just keep printing money forever at the Federal Reserve to bail out all these banks because eventually it becomes too big to bail.

[groovybee.com/PumpkinSeedProtein](http://groovybee.com/PumpkinSeedProtein)


**GROOVY BEE®**  
**ORGANIC PUMPKIN SEED PROTEIN POWDER**

• Rich, plant-based source of protein, zinc, magnesium and vitamins  
• Supports healthy heart, liver, digestive and immune functions  
• Non-GMO, vegan and certified organic and Kosher  
• Lab tested for glyphosate, heavy metals and microbiology

USDA ORGANIC  
LABORATORY VERIFIED  
GLYPHOSATE TESTED

ORGANIC PUMPKIN SEED PROTEIN  
100% Pure  
100% Plant Based  
100% Non-GMO  
100% Vegan  
100% Kosher  
100% Certified Organic

“ Now, if you thought the economic riots were bad or the Black Lives Matter riots – if you thought they were bad in the summer of 2020, wait until you see the post-banking collapse riots when everywhere across America, people have lost their pension payouts, people have lost their retirement funds, people lost their social security. ”



Like I said, you cannot just keep printing Fiat currency forever. At some point, everybody loses faith in it and we are probably very close to that point right now. People like Peter Schiff talked about this or John Rubino and others whom I’ve interviewed over the years and they can teach you a lot about this subject if you want to dive into it a little bit more. But the bottom line is all of your dollars are going to disappear one morning, which means all your stocks are going to disappear; which means all your bonds are going to disappear; which means all your retirement funds and pension payouts and entitlements are going to disappear.

Now I know for a lot of people, that starts getting them hyperventilating, you know, gets people really nervous. I am not here to try to make you nervous or make you afraid. I’m going to

give you some things that you can do to survive all of this and the short answer is convert all that fake money and stocks and pension programs, everything converted, all as soon as you can to three things: physical gold, physical silver and physical land, period.

I mean, I will go through a more detailed discussion of why that is, but that is the answer. You know, if we were taking a quiz in a math book and you know how you can turn to the back of the chapter to get the answers, that is what we just did. We just went to the back of the chapter. Here are the answers: buy gold and silver and land, and that is it because everything else will disappear. Well, you might say, well, what about Bitcoin or what about cryptocurrency, yes? I do not know. I do not know how that is going to function during a collapse if the telecom is down or if the Internet is disrupted, I am not sure. We have never seen that happen before. Maybe it will function, but I will tell you what – land would not disappear. Physical gold in your possession will not vanish. So, gold, silver and land are a big part of the answer here – but people are going to lose everything.

Now, if you thought the economic riots were bad or the Black Lives Matter riots – if you thought they were bad in the summer of 2020, wait until you see the post-banking collapse riots when everywhere across America, people have lost their pension payouts, people have lost their retirement funds, people lost their social security. Well, on social security, I should say the government may still

be able to send you social security checks, but it will be in devalued dollars so it would be worthless anyway. So, you might still get your check for \$2,500 or whatever, but you won’t be able to buy anything with it because we’re going to have hyperinflation combined with currency debasement and eventually long-term massive deflation, but I’ll get into that discussion later.

## SAFEGUARD YOUR PERSONAL INFORMATION WITH RANGER GEAR RFID BLOCKING SLEEVE PACK

- Provides RFID protection for credit cards, passports, ID cards and more
- Simple, stylish, and secure



healthrangerstore.com/RFIDWallets

But nevertheless, the riots are going to be just epic. So, cities will burn across America. When the food stamps stopped functioning, think about all the poor people who live in the inner cities for the most part who rely on food stamps and think about the riots that are going to happen there. You do not want to be in any city in America when that day comes.

In fact, on that day, you want to be on a farm in rural America like where I am in Central Texas or you want to be in rural Utah or Idaho or Colorado or Montana – wherever. You want to be so far away from the cities that you can't smell the smoke because they're going to burn and people are going to die and there's going to be shooting like you've never seen before – and the thing that we've



learned now is that the police won't protect you. The police will evacuate. They will go home to protect their families and that is it. It is going to be anarchy, mass killing, looting, robbing, raping, stealing, arson and mass destruction on a scale that you have never seen before.

I will mention there was a pastor who had a series of what some people are calling prophetic dreams and he saw that in November 2020 – his name is Coverstone, Dana Coverstone. I have got a story about this up on *NaturalNews.com*. In his dream, he saw United Nations troops on the streets; he saw Washington, DC burning; he saw vultures picking flesh from dead bodies that littered the streets of America; he saw cities burning and millions of people dying – and he believes this is a very prophetic dream. You can choose whether to believe him or not, but he shared that information publicly and it has resonated with a lot of people. He says that in his dream he was shown the calendar of November, that this is going to happen now. I've got intelligence sources that are very good, and different groups and I get different types of intel from different groups and different individuals that I've met over the years, and one group recently came to me with some very interesting intel that I'll share with you right here that explains the context of the riots that are coming in November.

According to this intel source, the financial collapse would not have happened yet, so between now and November we won't have this big banking collapse that I'm talking about. That is going to happen later, probably in 2021 or 2022. But, the riots in November are going to occur because Trump will win the election and according to these intel sources, the Trump administration has already gained control over, I should say, he's been able to shut down the fraud by mail vote, by mail election rigging by the radical Left. The DOJ has a handle on that and is able to shut it down.

In addition, the DOJ is about to go after the tech giants and shut them down with their viewpoint discrimination, politically motivated censorship that is truly election rigging and fraud against the United States of America. They are going to get hammered hard by the DOJ between now and election day. On top of that, Trump has some big surprises in the works – big surprises. There is dirt on the Clintons, there's dirt on Joe Biden, there's dirt on Hunter Biden, his son – and his dealings in Ukraine and with communist China and massive money laundering, massive criminal fraud that the Biden family has been engaged in.

A lot of that dirt is going to come out. By the time election day rolls around, most of America will be so fed up with the riots and the lawlessness of

the Left that Trump's going to win in a landslide, and in addition, I've been told there's already been a decision made that the DNC will be disbanded – that's the Democrat National Committee. In other words, the Democrat party will cease to exist. But because Trump wins, November, we will see the most aggressive riots that this nation has yet witnessed. Those riots will be incredibly violent. People will be shot and killed, cities will burn, Left-wing terrorists will bomb government buildings, they will shoot White people in vehicles, they will actively engage vehicles, they will block roads and shoot people in their cars, and they will set fire to people's homes.

If I were the McCloskey living in St. Louis, I would get out of that mansion as soon as possible because they are going to burn that mansion. Let me tell you, that mansion will not be there come Christmas of this year. They are going to burn that thing to the ground. Get out of the inner cities before November.

So again, to summarize, according to my sources, we won't see the financial collapse by November, but we will have these post-election riots after Trump wins and it's going to be an attempted uprising/civil war/takeover revolution against the United States of America and it's going to be a bunch of Black Lives Matter militants, Left-wing extremists, including a bunch of White soy boys pretending to be black badasses and so on, and there is going to be a lot of bloodshed and the cops are not going to hold the ground in most places. The National Guard is going to be told to stand down by Democrat governors like Inslee in Washington and it is just going to be chaos and mayhem.

So, that's why the second report in this series here, The Coming Global Reset, is about getting away from those cities and what kind of gear you need to survive this and where you need to be to survive this. Actually, I'm sorry, that is the third report about relocation because the biggest answer to this is to not be close to the chaos. You do not want to be walking distance from the chaos. You do not even want to be one gas tank of car driving distance from the chaos. So, we will talk about those kinds of strategies. ■

[healthrangerstore.com/CleanHawaiianSpirulina](http://healthrangerstore.com/CleanHawaiianSpirulina)

## GLYPHOSATE-TESTED HAWAIIAN SPIRULINA TABLETS



- Lab tested for glyphosate, heavy metals, and microbiology
- Non-China, non-GMO, vegan, and highly digestible
- Superior source of antioxidants, protein, iron, and other nutrients



**MIKE:** The truth is this civil war is going to be in the cities. If you are in rural America, you do not physically have much to worry about. They are probably not going to come to you on your farm way out in the middle of nowhere unless you are right along the highway, which is a very bad idea – I'll talk about that later. If you are out on the end of a long country road, they are not ever going to make it to your place because they are lazy. Remember, these are not rugged people who are willing to work hard and hike miles and earn something. No, they want to loot for free.

They want free stuff that is easy to get – and those are the homes on the highways. So, they're going to cruise down the highways and just raid every farmhouse that they can find that is close to the road, that is visible from the road – so part of the answer is don't be visible from the road, right? And there are some other things I'll talk about too, like how to make your house look like it's already been burned down. You can fake your house being burned out and we will talk about that in an upcoming recording here as well.

A lot of things you can do, but if – when you are out in the country, mostly what you are going to have to deal with is the disruptions. So, the food supply disruptions, the fuel disruptions, the telecom disruptions, and the power grid disruptions – yes, the power grid is going down in a lot of areas too, probably brought down by Leftists, but we'll talk about that too. You are going to have to be able to hunker down and survive while this phase of collapse gets worked out.

Ultimately, what happens is the U.S. military gets activated as Trump, as the president, he invokes the Insurrection Act and he deploys the military on the streets of America, and what I'm told is that troops are going to quarantine cities. They are not going to go into the cities block by block and building by building. They are going to quarantine the cities and let the cities burn and destroy themselves. Yes, I know that is a big realization right there.

Basically, they are going to build a wall – not a physical wall, but a metaphorical wall around cities like Chicago and Los Angeles – nobody goes in and nobody goes out and whoever survives, survives. No police, no National Guard and no military help. If you are stuck in LA when the walls come down and the highway checkpoints are in place, unless you have a plan to get out on foot – which by the way will be very difficult because you live in a freaking desert and not many people have ever tried to walk out of LA, by the way – unless you have that kind of a plan, you're probably going to die there, and so, we will talk about why you should get out of these cities in advance, ahead of November.

If you are still in one of these cities, by the time the election rolls around, it is going to be bad for you – and even though my intel sources tell me that Trump wins, things can change. They could kill Trump before election day. I know they are trying. There could be surprises that my intel sources are not aware of. What if Joe Biden does win? Well then, in that case, you really don't want to be in the cities because it's going to be a kind of like a Black power war all across America against all Christians, White people, Trump supporters and straight White males. It could be even more dangerous if Biden wins. Whatever the case – whoever wins – you do not want to be in these cities. So, we will get to that in the upcoming recordings.





One more thing I wanted to cover in this episode of "The Coming Global Reset" is the fact that city budgets are collapsing and state budgets are collapsing. This is because of the coronavirus lockdowns and the fact that almost nobody's paying rent at retail, the landlords are all going bankrupt, home sales are plummeting especially in the cities, and with the Black Lives Matter riots taking place, everybody is fleeing New York city and fleeing Downtown Seattle – and so, property prices are cratering, which is causing a loss of property tax revenues to these cities, and since restaurants are going out of business and retails are going out of business, you know, tax revenues are plummeting.

So, in New York city, I believe they have already said they are laying off 22,000 government employees just from the city. I think that is what they said – or maybe it was the state – but it was 22,000 people. This is going to happen nationwide. So even if you decide for some

reason to stay in a city, you need to understand that your city is going to collapse around you. There will be no city services. You will not have police response. You will not have fire response. They would not be fixing the roads. There will be nothing. You will be living in a third world country that used to be called a U.S. city.

The cities are going bankrupt, and they are just going to start firing all the fire crews and police and road workers and everything else. They might not even have enough money for Cuomo's or DeBlasio's to keep skimming billions. I mean, cities are going to be so bankrupt that it is going to get very, very bad. They're going to have to hike up property taxes to insane levels to try to make their budgets work – and even more importantly, they're going to cut city pension programs so even somebody who used to work for the city and then retired is going to see their pension payouts cut by maybe 75% – yes, exactly. You put in your 20 or 30 years, you worked for the city, you earn your retirement and then they cut it. Well, welcome to the great global reset. That is what it looks like, you get screwed – we all get screwed.

So, you do not want to be in the city when that happens. The city will collapse around you and eventually it will burn and eventually it will become a war zone of mass murder and actual block-to-block, house-to-house combat on the streets where the combatants are Black Lives Matter terrorists, and unless you're really good at shooting people – maybe you're a retired

U.S. Marine or something – you might have a chance. If you're not a retired U.S. Marine or Special Forces recon guy who has taken out 500 bad guys in Afghanistan, then you should probably get the hell out of the city before that happens because it's not going to be a good place.

## ORGANIC CLEAN CHLORELLA SL POWDER AND TABS

- **10x** more chlorophyll than alfalfa
- **15x** the phosphorous content of spinach
- **30x** the magnesium content of milk
- Lab tested for glyphosate, heavy metals, and microbiology



Look, I am very accomplished on combat and rifle operations. I mean, when I trained with some of the guys, first time they see me operating, they were like, "Are you sure you're not ex-military?" They would ask me questions like that because I am doing all this bilateral shooting – and you know I am very, very experienced. Even with my experience – and I am a very, very good shooter – my father, actually he was a rifle marksman with the National Guard and he won awards and things for that, it's crazy. I did not even know that until later in my life. There is something in my genes that were just really good sharpshooters for some reason. I do not know why.

But even I would not hang out in a city even if I had a full on chest rig, 10 full P mags, my trusty AR, my sidearm night vision – I would not be in the city even though I would have a better chance than most people; that would still be stupid to be stuck in a city when November comes around – no way, I'm not going to do that. I will be on my ranch with my long-range rifle because I know the



ranges. I mean, I know how many yards it is to different points along the entryway and different landmarks on my ranch. I know like that one is 1,500 yards, that one is 1,200, and that one is 700. So, I know the holds for my rifle. If people start coming in to try to attack me on my ranch, there would just going to be a string of dead bodies at different markers of how many yards it was. I am not going to a city, but I will defend my ranch – you know what I mean.

But truthfully, probably nobody will come to my ranch because why would they? Why would they go out into the country with a bunch of mostly poor farmers to try to find stuff? I mean, yes, I have got some gold coins – you are going to have to fight me for it. It is much easier for bad guys to be in the city looking for easy pickings – people who are defenseless, people who believe all the anti-gun rhetoric and the Democrats, so they have no guns. Well there is a price to pay for having no guns and having no gun experience, which means you get robbed and raped and killed. That is – look, I am sorry, I'm uncensored just in case you're wondering, my job is not to protect your emotional state as you listen to this. I mean, I am trying to be practical and I am trying to be helpful and I'm trying to be ultimately optimistic about how you can survive this – but I'm not going to sugarcoat anything.

You know, civil war is hell. People will be robbed and raped and looted and beheaded and shot up – and all kinds of horrible things will happen. I am not going to protect you from that. In fact, I want

[healthrangerstore.com/BlueLightBlockingGlasses](http://healthrangerstore.com/BlueLightBlockingGlasses)



## GROOVY BEE® BLUE LIGHT BLOCKING AMBER GLASSES!

- Lab validated to block 100% of light from 200 - 420nm. Blocks >90% of light across the 420-500nm range
- Helps protect your eyes from computer screens, mobile devices and sunlight
- Designed for both outdoor and indoor use



you to really think about this because when I say do not be in the city when election day comes around, I am not kidding. I can't implore you enough to change your location as the number one strategy to avoid all this, but also then be ready for the reset that's coming because they're going to steal all your money in the bank, they're going to take away your livelihood, they're going to disrupt the food supply and they're going to shut down the power grid. All these things are going to happen.

The only way to survive this – and remember, one out of 10 may survive globally. The only way to survive this is to be outside the cities and have massive backup supplies of food, fuel and generator. I will talk about a really good setup for that; you can achieve relatively inexpensively, by the way, firearms, ammunition, radio and comms equipment, first aid and medical – you know, all these types of things. I will talk about that in the next episode actually. So, I am going to go ahead and wrap this one up with a summary and just to review.

The summary is the globalists have decided that they have completed their exploitation of the current model, which is confiscating money from an increasing supply of human labor. They've decided there are too many humans now collecting too many entitlements that is bankrupting the governments of the world, and the globalists have decided that now they must cull the human population and achieve a 90% reduction in the number of

human beings that are living on the planet. They have developed numerous weapons systems in order to achieve that and they have deployed many of those weapons with many more to come.

**“ You know, civil war is hell. People will be robbed and raped and looted and beheaded and shot up – and all kinds of horrible things will happen. ”**

The COVID-19 coronavirus bioweapon release was part of this; the staged George Floyd killing is part of this to cause race riots; that the economic lockdowns were part of this; and the coming vaccines will be a euthanasia kill switch probably targeting Black people by the way. Maybe, I will talk about that later some more as well.

There will be an economic collapse, there will be a food supply collapse, there will be a power grid collapse, and there will be a collapse of the rule of law. The United States of America as we know it today will probably cease to exist over the next couple of years, there will be a breakup of States, there will be succession, there might be martial law, there might be civil war, and there might be UN troops in the streets at some point. It is going to get bad. The cities will be death zones. There will be mass death. Millions will die across the country – but you can survive if you learn and follow what I am sharing with you here. Get out of the cities, permanently relocate to rural areas, and be ready to survive

the disruptions. That is the summary. Now in part two, I will give you a quick preview.

In part two, which I titled “Surviving the Great Reset,” I will talk about specific strategies for having a food supply and having some food sustainability. I will talk about specific gear that makes sense in terms of firearms. I will talk more about gold, silver and land and how you can protect your assets from the financial collapse. I will talk about fuel and solar-powered tractor power generators that use the PTO on tractors. I will talk about comms, security strategies, night vision perimeter alarms and using dogs as alarms. Let us see what else – yes, micro-caching. How to survive an attempted confiscation by UN troops.

Let's see, some deception tactics such as how to use paint to make your house look like it's already been burned down. Let's see, how to manufacture your own firearms at home, how to deal with beggars and people who try to set human traps for you because there will be, by the way, cannibalism. What was that movie, was it – “The Road” that talked about a post-apocalyptic collapse where there was widespread cannibalism. That is coming to America. People will eat other people, so you do not want to be caught. We will talk about how to avoid becoming dinner – how about that – and basically some other survival strategies and how to make it through all this because the chaos and the die off period will be very limited.

HEALTH RANGER SELECT  
HIGHLY BIOAVAILABLE

# NASCENT IODINE™

- Supports healthy thyroid function and metabolism
- Has low surface tension for optimal absorption
- Non-GMO, China-free, and lab tested for glyphosate, microbiology, and heavy metals



healthrangerstore.com/HRNascentIodine

Within about six months, most of the people who are going to die will have died. This is not going to take years because the average person starves to death in 90 days, okay, and the chaos and violence kill people in a period of a couple of months. So, you do not have to think that this is going to be a 10-year drawn out thing – it's not. You're going to get on the other side of this pretty quickly, but surviving that first desperate – you know that all the people who didn't prepare spilling out of the cities, desperately raiding local pharmacies, you know, looking for their drugs. What do the heroin addicts use, what is that heroin addiction drug, I don't even know – but they're going to be trying to get painkillers and whatever, you know, illegal drugs because they are all junkies and those people will die quickly. But if, you encounter them, they're so desperate, they will kill you just to look through your medicine cabinet and if you're not prepared to shoot them in your self-defense, then you will be killed by them.

So, druggies are some of the most dangerous ones to deal with. You do not try to negotiate with them, you just shoot them, okay? Once you identify them as a threat, you just shoot them. We will talk about that, then there is going to be the starving masses. The good news about that is that as they are starving, they lose the ability to function, and therefore, they are not such a threat to you. If you are well fed, you will have more cognitive function, you'll have faster wound healing, you'll have more mobility in terms of

being able to run, for example, without being exhausted, you'll maintain muscle mass, which is important for carrying gear and deploying a firearm.

I don't know if you've ever trained with a rifle for six hours straight. It freaking wears out your shoulders, okay? Your forearms and your shoulders get all worn out, it is tough and if you are starving to death, you're not going to have muscle mass and you're going to lose muscle mass. So, frankly, maintaining calories and being able to feed yourself is critical to survival in terms of being able to maintain a watch, maintain mobility, and be able to deploy weapons and be able to fight yourself out of a scenario.

So, in the gun survival community, the reason we talk about zombies and waves of zombies is because masses of either starving people or drug-addicted people actually do resemble a wave of zombies. They are kind of slowly lumbering around, like they are groaning, and they are trying to kill you, but they cannot move that fast, and they're kind of irrational. That is what we mean by zombies and that is no joke – that's the way they are. The starving masses and the drug-addicted masses trying to raid your country farmhouse to get another box of pop tarts and another bottle of antidepressants because that's what they've lived on for the last 20 years. You know, the answer to those people is very simple. You know, it is called putting rounds on target. You know, we will talk about some other strategies if you want to

try to save some of these zombies. I do practice a lot of food compassion and there's a plan of how to stock your local churches with supplies if there are some good people you want to try to save who might be savable and there's a way to direct them to the local churches – I'll talk about that.

But people who are coming onto your property who are just trying to kill you and steal from you, you have just got to put them down and you have got to be able to mentally deal with that because there is no negotiating with people during a suicidal global collapse. So, we will talk about some of the mindset too in the coming chapters. You know, it's not mean to defend yourself against people who are trying to kill you, just so you know. It is not an anti-Christian thing to shoot people who are trying to harm you. God wants you to be safe; and frankly, if you are a healthy, rational person with morals and ethics, your life matters more than their life – and I know that's not politically correct to say, I don't give a crap. Your life matters more.

So, you do what you need to do to protect your life when they are on your property, I'm not talking about going out and hunting people, that would be irrational or immoral. I'm talking about protecting your family, your property, your stockpile that you paid for, that you had the foresight to stock up on, and you've trained with your firearm and you are going to protect your life, which has value. You matter more than them. Your life is more important. Never forget that.

All that talk about equality, everybody is equal – no, everybody is not equal. That drugged meth head coming down your driveway with a spiked baseball bat, that person really isn't as important as you. You should put them down so that you can live because what will they do with your stuff – they will just waste it. They will destroy it. They have nothing to contribute to society, whereas you have something to contribute to society. You are an honest upstanding citizen. You are a moral person. You have something to contribute to the rebuilding of human society. That drugged meth head person has nothing. That addict has nothing to contribute to society. I am not saying that they are not going to be forgiven by God or whatever. Let God deal with them. You need to protect your life in this world right now and if that means taking down people that are threatening you and who mean to cause you harm, then that's what you have to do. So, we will talk about that in some upcoming episodes, but thank you for listening to this episode.

Once again, you can get more news about this at [GlobalReset.news](http://GlobalReset.news) and also you can hear my podcasts at [Brighteon.com](http://Brighteon.com). Check out the channel HR report – and finally, just let me say, keep everything legal but understand that most of what I'm talking about here is in the context where there is a total breakdown of the rule of law, a total breakdown of society, in which case we act with morality and ethics but also a sense of self-preservation and self-defense.

Do you have the right to defend yourself? Absolutely. Might you have to kill people in order to do that? Yes, probably so. But do you have the right to do that? Absolutely – God wants you to live. God wants you to live more than God wants, you know, some horrible, violent, evil person to live. Trust me, God wants you to live. So, do not disappoint God, make sure you protect yourself.

So, thank you for listening. I am Mike Adams, the Health Ranger. Join me in Part Two. ■



# Part Two

# STRATEGIC RELOCATION

## DISCLAIMER:

The methods and techniques described in this audio program are intended for last ditch survival use only in the context of a total collapse of society where no other options are available. Many of these methods are dangerous and may expose you to the risk of severe injury or death. Do not attempt to replicate the methods described in this program except as a last resort where you have no other choice. This information is offered as is with no warranty of any kind and the listener of this information assumes all risks associated with any application of the techniques and methods described herein.

*Mike:* Okay, welcome to part two of The Global Reset Survival Guide. This is Mike Adams, your host, I hope you enjoyed part one or at least learned a lot from it. Maybe you did not enjoy it. That's not my job. This is not an entertainment channel. This is a survival episode here to help you survive and I am working to be as upfront and as transparent with you as possible about the things that you are facing and what you will need to do to survive those things. Now, for part two here, I have switched it up a little bit. For part two, I'm going to cover escaping the cities and suburbs before the global reset. I had initially planned to do this about survival gear. I am going to save that for part three. I think this flows better from the way I wrapped up part one. So, let us begin.

The first thing to realize is that you and I, all of us, we are going to go through this time

of incredible tribulations of incredible human suffering, economic destruction and loss of life. The masses who are totally unprepared for this just completely oblivious. They will experience an incredible amount of fear, uncertainty and so on. You and I will experience less of that because we have already mentally rehearsed what is going to happen, which is part of the process of preparedness by the way. But we are all going to go through this. And the only question really is where do you wish to be when all of this chaos comes down – where do you wish to be, and think in particular about cities and suburbs versus rural areas because the more you understand about the structure of cities, which I have called artificial constructs, the more you know that cities are unsustainable without daily imports of food, fuel, water, electricity, telecommunications, labor and so on.



Cities will collapse simply from a lack of supplies and a lack of sustainability. When systems crater, such as transactional systems, which are based on money and finance; fuel systems, which is responsible for the transportation of food in the cities; the power grid, electricity – all these things. Cities become uninhabitable virtually overnight.

You do not want to be anywhere in the city and you do not want to be in the suburbs either because the suburbs are easily reachable from the cities. So, when the cities implode, people will spill out to the closest thing around them, which is the suburbs. So, even though you might be in a suburb right now and think, “Yes, I’m relatively safe, I’m not in downtown. You know, they didn’t burn our neighborhood in those riots.” You might think you’re safe, “Oh, we have got a good neighborhood. My neighbors are good people,” you might say really.

What happens when they are starving, how good are they then, because you will find a lot of people, they really have no morals or ethics because they are not, they have not or they do not have a spiritual pledge to Christ or God or any religion. They are just going to come steal from you, kill you, whatever they need to do when times get tough, so do not mistake the way people are during polite normal society with the way people will act in desperate times.

If you happen to be known in your neighborhood as the prepper, you have probably already heard people saying things like, “Hey, when the stuff hits the fan, I’m coming to your house.” Right, you have heard people say that and hopefully you have told them, “No, you’re not, you’re not coming to my house unless you bring something, you bring an AR, you bring some food, you bring medical supplies, you bring a sleeping bunk or

whatever. If you’re coming to my house, you bring supplies and we’ll survive together but don’t think you’re coming to my house to get free stuff because that’s not how this works, buddy, not how this works at all.”

So, don’t think that you’re safe in a suburb. You probably aren’t, you know, depending on what city is closest to you. Like if you are in a suburb of Chicago, forget it, right, or suburb of St. Louis or a suburb of Baltimore or even Portland for that matter or Seattle as we have already seen. You know, these Black militant groups, what is it called, NFAC (Not F\*\*\*ing Around Coalition), they are already saying that they want to kill White people and establish a new Black supremacy nation inside the United States and they are willing to shoot people to get that done. You think they are going to hesitate to shoot you when the rule of law collapses. No, they are not going to hesitate at all.

So, the answer to this is if I asked you where do you want to be when all of these goes down, the answer should be, “I want to be as far away from the chaos as possible,” and because the chaos is going to be focused in the cities and the suburbs, the spillovers zones, you want to be number one, more than walking distance away from those areas; number two, more than bicycling distance away; and number three, more than one gas tank of a car ride away from those cities. Now what is a car ride away? Well, typically, you want to be a full tank of gas – can take a car sometimes, depending on the vehicle of course, maybe 300 miles perhaps on average. Can you get 300 miles away from major cities?

**HEALTH RANGER SELECT**  
**ORGANIC FREEZE-DRIED**  
**WHOLE CORN**

USDA ORGANIC

[healthrangerstore.com/FreezeDriedProducts](https://healthrangerstore.com/FreezeDriedProducts)

Now, me personally, by the way, I'm not 300 miles away from a major city and it is almost impossible to do East of the Mississippi just because of the population density. But the farther away that you can get the better off you are and so part of that is also not just the raw distance, but also how far are you off the main road.

Sometimes when I am driving down the highway in Texas, and I see somebody building a really luxurious farmhouse just like 50 meters away from the highway, and I think, "You people are fools." You are going to get looted and robbed. You



are going to be the first to get looted and robbed because you see when the rule of law collapses and the supplies run out in the city, the first thing that is going to happen is you are going to have recon teams of may be Black Lives Matter terrorists, looters, and gangs; they are going to come out from the cities in vehicles, perhaps motorcycles, perhaps trucks, whatever; and they're going to go to the easily accessible houses, which might be farmhouses that are close to the highways. I mean, how can you think that being close to the highway is a good place to be?

Now, so they are rolling down the highway, they are going to hit those houses first for food and gold guns, ammunition, whatever they can get. Next are going to be the main roads that come off those highways, which I would call sort of the primary roads, and then the side roads off that road would be, let us say, secondary small roads, whatever. The more you get away from the main roads and into the secondary roads and the tertiary roads and the long

dead-end roads, the more turns people have to make to find you and the more you get onto a gravel road out in the middle of nowhere, the safer you are. So, it is not just about highway miles. It's also about how easy or difficult is it for vehicles to find you, to get to you; and frankly, if you are quite a ways off the main highways and main roads, you're probably in good shape especially if your house or whatever it is, is not obviously evident from the main road and if it doesn't look luxurious.

So, one of the things I recommend is, once you live out in the country – number one, do not live in a luxurious mansion-looking type of thing because you are going to get targeted. You know, kind of lead a lower profile, have a home that fits in and you might throw some junk in the front yard or something just to fit in with your neighbors. I am not even joking about that and I am talking about during the collapse here. I am not saying do this right now. You will anger your neighbors. But during a collapse, it is great to look like a junkyard.

[healthrangerstore.com/OrganicCoconutOil](http://healthrangerstore.com/OrganicCoconutOil)

## DISCOVER THE AMAZING PROPERTIES OF ORGANIC EXTRA VIRGIN COCONUT OIL



- Incredibly versatile oil packed with medium-chain fatty acids
- Lab tested for glyphosate, heavy metals and microbiology
- Vegan, non-GMO, non-China and certified Kosher and organic







It really is. This is part of the art of deception, or of blending in, the kind of gray man philosophy. You can throw a bunch of junk in your yard; you cannot mow your grass. Do not put a nice car visible from the road or a nice tractor or a nice boat or anything like that. Do not keep up your property during all of this, look a little bit run down, have some old farm junk out there. Actually, thieves are assessing your property the way it looks from the road.

They are assessing – how much money do these people have; do they seem like an elderly couple; do they seem like a younger couple; might they be able to defend themselves? They are going to look for signs, like if you have a little flag out front that says United States veteran or something, U.S. Marine Corps or something like that you're a member of law enforcement. So, you have your Sheriff's car, I don't know, that might make you a target these days, who knows. But if you have little signs, things that kind of people go, "Huh, maybe I don't want to mess with this place." I do not know, like an angry, barking German shepherd in your yard. Things like that or if you are just hard to find and hard to get to, then that is a really good situation.

One of the things that you can do is you can have an old junker

vehicle that you use to block your main access road. Now, ideally you would want a place in the country where you are several hundred yards away from the road, where you have control over the road that gets to you, and you could block it and it is easy to block. You can buy an old junker vehicle that still starts, you can buy an old tractor, you can get some old junk piece of equipment that still runs for a few hundred dollars, and you can just start it up and drive it in front of your gate, just block it, and what you are doing in that situation is you are forcing people to get out of their vehicles and go on foot to come try to steal from you – and guess what, bad guys hate going on foot because now they're right out in the open, and you combine that with a mean German shepherd and an armed person, i.e. you with a rifle who knows how to shoot 300 yards away or more, then you have got people who are probably going to leave you alone and it is also great not to have an easy back entrance. I do not give people an easy way to get to you.

So, when you're looking for property, there are so many things to pay attention to here, but I like to have a place. Number one, where the house is not visible from the road. Number two, a controlled alley of the road that gets to you so

that you could block it or you could guard it. You could shoot up vehicles that are coming down that road, and you can use some military tactics, too. You can put curves in that road so you can make vehicles slow down even if they do get through – put curves in it. You want to clear the shrubs and trees around it, so you can have a clear view, so you can shoot them if they are coming at you. You do not want to have a thick forest that they can sneak through and then pop up 20 meters from your house. You want to have a clear view, so you have a clear field of fire to shoot approaching people or approaching vehicles.

## GLYPHOSATE-TESTED ORGANIC GOJI BERRIES



healthrangerstore.com/OrganicGojiBerries



Along those lines, you also want to have a high caliber semi-automatic rifle. If you're big enough to run one of these things like a semi-auto 300 Win Mag or a semi-auto 338 Lapua, two of my favorite types of rifles, and where you can shoot like 10 or 12 rounds of semi-auto – very high-powered fire that penetrates vehicles and even stops vehicles.

I have also got a 50 Cal Barrett that stops vehicles. It's just, I hate to shoot that thing because it is so damn violent that even the 50 Cal Barrett, that that's even too violent for me to shoot. I just do not even like to shoot. It's not fun – it's a little bit of a pain to shoot that thing. But, in a pinch, will I fire 50 caliber rounds at some approaching vehicle that intends to do harm? Absolutely, and then once I get those rounds off, I will grab something a little smaller like the 300 Win Mag, empty that, and then maybe I will pick up an AR and get mobile. It just depends on the scenario.

But you want to have a controlled entryway where you can block vehicles or force people onto their feet, and in that way, if they do even manage to find you, then they are going to have a hard time messing with you. So that's some really good tactical advice right there about how to set things up, and also, by the way, make sure that you know the ranges from your house to, let us say, your front gate or a certain point on your driveway, so that you can compensate in your rifle. You might have an AR 15 with an ACOG site or a primary arms ACSS site or something.

In a lot of these radicals, there are different horizontal hash marks for different ranges – like you hold the rifle here for 200 yards or here for 400 yards or you hold it here for 600 or maybe even 800, especially if you have a 308 rifle or something like that. Just know your ranges and you can do that by buying a rangefinder and you can go to your driveway and you can use the rangefinder and laser your house and you will get the range here at 600 yards or here, it's 800 yards and just note that very carefully in your own records and that way, if you have to engage targets at certain points on your driveway, you know exactly how to hold your rifle in order to effectively hit them. The advantage is your home field advantage there because they probably do not know the range to your house. So, even if they are shooting back at you, they are probably missing because they are misranging especially if you are raining down ammo on them, you are causing them to probably make mistakes, which is one reason to engage them first.

[healthrangerstore.com/PumpkinHempProtein](http://healthrangerstore.com/PumpkinHempProtein)



## Stock up on the world's most nutritious **PLANT-BASED PROTEIN!**

- Delivers omega-3 fatty acids, and 20 amino acids
- Vegan, non-GMO, and lab tested for glyphosate, heavy metals, and microbiology



So, at some point, they are probably going to decide, "Hey, there's probably easier places to mess with," and they are going to move on or at least if they still come at you, you have got a shot at engaging them and defeating them before they can do any damage, alright. So, getting back to the big picture here, you do not want to be in the cities and you do not want to be in the suburbs and you want to be in a country rural location that gives you not only a tactical defensive scenario – some of what I just described – but more importantly you need to be able to live with a collapsed food supply, a collapsed power grid, and a collapsed economy for an extended period of time, and also given that the United States of America is likely to break up; we will see secession, we will see civil war and we may see UN troops occupying certain areas of the country.

In my opinion, it is very important to relocate to a red county in a red state, so what I mean is a very conservative county in a very conservative state. That is why to all my good friends who are living in rural Oregon, East Oregon or East Washington, which are very rural areas or even Northern California, a lot of good patriots in those areas or East California, I still believe that you may want to get out because you are going to be under the control of a Democrat-run state run by treasonous lunatics who are criminals who will drive your state into the ground, and they will no doubt come confiscate your weapons if they can – they will. That is one of the first



things they'll try to do is take away your right to a Second Amendment and you do not want to end up in the Socialist Republic of California because that is probably where it is going.

Now, some people who live in California working on splitting California, which I think is a very noble effort and maybe that is the way it goes, so you might end up in the free California possibly or the free Oregon or whatever happens there – and yes, maybe that is the case, so maybe there is a reason for you to stay and fight. Maybe the land has been in your family for generations and you are not leaving – I get it. Just be prepared to fight. You are probably going to have to fight hard. You are going to have to be willing to die to defend your land because you are in areas that are controlled by communist lunatics who want you dead. The mayor of Seattle, the governor of Oregon, the governor of Washington and the governor of California – they want you dead.

If you believe in the constitution, you love America, you voted for Trump, you have a gun, you are a Christian, you own a Bible, they want you freaking dead and they will send out execution squads to come

kill you. So do not have any illusions because the more systems collapsed, then the more the tyranny gets unleashed by these Left-leaning governors and mayors and Left-wing militant execution squad. Do not have any illusions about that.

So personally, I recommend getting to a red county in a red state where you have got good neighbors around you who also own guns who might be veterans, for example. I live around people who own cattle all over the state. People who are farmers and ranchers – hands-on people. That is the kind of people you want to be around; and frankly, people with ethics, so it is not a bad idea to look for areas that have Christian churches because whether or not you happen to practice going to church, the Christian principles are in fact the principles on which this country was founded and when they are followed, there are very good principles for living in a peaceful society where people do not run around killing each other, which is what the Left is doing because of course they hate God, they hate the Bible, and they hate the rule of law, they hate the police and all that stuff. So, pick an area now. ■

**MIKE:** In addition to all of that, it is very important I believe to have an area that has good soil because food sustainability is going to be one of the key priorities in all of this. Surviving the food disruptions is absolutely crucial. You are going to need to be able to live on your own for probably 18 months without going to the grocery store. Now, maybe it is not going to be that bad, but just in case, I am urging people to prepare for 18 months.

Now, over that period of 18 months, you will be eating stored food. You might be doing some sprouting, so it is good to have sprouting seeds. You would be growing one or two seasons of different foods. So, it is good to have potatoes. So, you can, you can put them in the ground and grow more potatoes, which are the easiest thing to grow. It is good to have carrot seeds and grow a lot of carrots. You grow onions, you can grow garlic.

You know, a lot of root vegetables are easy to grow, but you've got to have dirt. So, all these people from California that are moving out to Austin, Texas, right now – I happen to know the area pretty well. Austin has no top soil. It is just a bunch of limestone with about two inches of dirt on it. Guess what, you cannot garden on limestone. So, all these people moving out to West Austin – and there is a lot of them – frankly, in my opinion, have not done their research. You cannot. There is no sustainable living in West Austin. You have to use dynamite to blast out the limestone just to have a garden bed. If you go east of Austin, between Austin and let's say Houston, you have got a lot of rich soil. A lot of rich soil, and that is called Central Texas and that is where I live.



In many areas of Central Texas, even places like Brennan, for example, it was farming communities all over, and so if you, if you are looking to grow food and you have got questions or you need fertilizer or you need a tractor or you need someone who can repair a tractor – guess what, the whole community has people who do those things. You will find local fertilizer suppliers or local tractor repair personnel, but whereas if you are out in Portland, Oregon, and you try to find somebody to fix your tractor, they are going to look at you like you are insane. They think people who own tractors are evil anyway.

So, you want to live in a community that has an infrastructure for growing food, which means you want to pick an agricultural area – makes sense. This is why you want to avoid Southern Arizona. There is no agriculture there because there is no water. Just drive along. I-10 between Phoenix and Tucson and you will see it is freaking desert sand everywhere. And even from Phoenix, all the way into LA, it is just freaking desert. There is not really much agriculture except in certain areas in the Central Valley of California. So, pick an area where there is agriculture and that can include areas of Utah and areas of certain parts of more like Northern New Mexico or certainly Colorado East, Texas – a lot of agriculture in East Texas and of course the Midwest, Oklahoma, Kansas, Missouri, Illinois and so on. Plenty of agriculture in the bread basket of America.

So, pick an area where you have got soil, the ability to grow food and infrastructure for providing agricultural support, as well as good neighbors, look for Christians and churches, look for a red county with a Republican sheriff and a Republican-run state – and this way, when the breakup happens, you are going to end up in an area that respects the Constitution, the Bill of Rights, the Second Amendment, the First Amendment, which includes the right to religious expression, by the way, and the rule of law is pro-police, pro-military and so on.

This is where you want to be when it all hits the fan and right away you will notice that this limits the states quite dramatically – no, I am not an expert on the East coast. So I do not know where to go there. But in terms of everything West of the Mississippi, obviously Washington, Oregon and California are all out. You know, Arizona is a little dicey because of the climate. Nevada, same situation. But once you get up into Idaho, a lot of good patriots there. Montana, even though too many liberals in Montana these days, it is still overall a good place to be. Wyoming, obviously very, very conservative – but climate is very limiting there. It is cold and it is high elevation so the growing season is very, very short, and there is a lot of cold wind in the winters. Colorado can be a good choice, but there are too many libtards there who are limiting your ability to own firearm magazines, for example.



So, you want to get into places like Texas, Oklahoma, Kansas, Missouri, Indiana – not Illinois, you have got to avoid Illinois obviously, North and South Dakota are things to consider, but the climate is cold there. I would not go into Louisiana personally, just well for, maybe I should not say why I am not interested in Louisiana. I do not want to offend people – Louisiana, plenty of good people there. But I just think, I, I think the climate it is too humid, it is too muggy and buggy and there is a lot of drug trade in certain parts of Louisiana. New Orleans is going to be a real problem, so that is my main reason.

I am sure there are good areas in Louisiana. It is just not my top choice, how about that. Mississippi kind of a similar thing, in my view – Kentucky is a good area. North Carolina, a lot of good people from there and in South Carolina and so on – West Virginia. There is a lot of good areas in the South of the US. I would stay away obviously from Connecticut, Maryland. I would stay away from obviously in New York, New Jersey, you know, the whole Washington, DC area – even Virginia these days is out of control. Thanks to Governor Northam there, so your options in the United States are pretty limited actually.

The good news is Texas is a

very big state. It is very big; the land is relatively cheap and there is no state income tax. I'm not trying to get people to come to Texas. There's plenty of people already on the way, just telling you, make an informed choice. Utah is a great choice to a lot of people moving to Florida for various reasons. Florida's got Governor DeSantis right now. Good choices there, but you're also in hurricane zone, you know, and I wouldn't want to be anywhere near Miami or Orlando when it all hits the fan – probably being more on the Tampa side is a better choice. You have got more options on that side. But anyway, that's just my quick overview. You may have a lot more knowledge in certain local areas than I do, but no matter where you go, make sure you

are in a conservative county. So even in Texas, I do not want to end up in Austin, Travis County. I do not want to end up in Dallas Fortworth, which is run by libtard morons.

I do not want to end up in Houston, which is going to be a Black Lives Matter hub of violence and terrorism, right? I do not want to end up in San Antonio. I do not want to be too close to the border with Mexico. I do not want to be in El Paso. You know, there is a lot of important places to avoid in every state – like in Colorado, you do not want to be near Denver or Boulder. You want to be in some place like Durango. You want to get on the other side of the Rocky Mountains or go East Colorado towards Kansas. Get far away from the lunacy of the liberal

[healthrangerstore.com/OrganicPeaProtein](http://healthrangerstore.com/OrganicPeaProtein)

**HEALTH RANGER SELECT**  
**ORGANIC PEA PROTEIN POWDER**

- Lab tested for glyphosate, heavy metals, and microbiology
- Certified organic and Kosher, contains no gluten, non-GMO, and non-irradiated
- Highly bioavailable and hypoallergenic

**80% PROTEIN PER SERVING**

USDA ORGANIC  
GLYPHOSATE TESTED

ORGANIC PEA PROTEIN POWDER

NET WT 10.58 OZ (300g)



cities because that is where things are going to get bad, makes sense – and by the way, check your water supply. Those of you who are living in Las Vegas and you are dependent on Lake Mead – you are going to find one day you have no water.

Maybe you are already aware of that and those of you who live in Tucson, Arizona, you are going to find that you are dependent on this water canal that can easily be well blown up. It was a long water canal that brings the water to the city. Those of you who live in Los Angeles, if not for the power stations producing the power using propane largely and natural gas, I mean, powering the pumps that are pushing the water over that mountain into Los Angeles, you would have no water – and I ask you how survivable is Los Angeles when you have no water, and the answer is it is not survivable at all. I mean, imagine the collapse with no water in LA for just 72 hours. The power grid goes down and no water – total chaos.

So, there are number of things you've got to look for, and along with that is your water supply down. One of the things that's great about places like, well, Michigan or even anywhere in the Midwest and places in Texas – because Texas is an agricultural state with a lot of property that used to be a cow ranch – you are going to have ponds and these ponds capture water and the great thing about a pond or even a stream or maybe a small creek or something is that a lot of them will have water year round, and so even if you do not have electricity to power your well, a pump, you can go out by hand with a bucket, you can collect water out of a pond, and then you can run it through a couple of filtration systems. You will really need to purify it, of course, because you are going to have giardia, you are going to have amoeba, you are going to have bacteria – and everything in a cow pond. You know, you don't want to drink it raw, but you can filter it. You can treat it, and you can sterilize it even just using

sunlight and a water bottle you can sterilize it, and then you can make that drinkable water. So, having access to water is absolutely crucial for what you are doing. Think about the people in the city once the supply stops, where do they go for water? They have got no options. Many people living in cities like, I would say Phoenix, for example, if the water stops you do not even know where to get water, you know? I mean, maybe you use the water. That is still in the tank on your toilet and that is about it. After that, where can you even walk to get water? I used to live in Arizona.

HEALTH RANGER'S  
**ORGANIC  
TURMERIC  
GOLD LIQUID  
EXTRACT**

USDA ORGANIC

LABORATORY VERIFIED

HEALTH RANGER'S ORGANIC TURMERIC GOLD

HEALTH RANGER'S ORGANIC TURMERIC GOLD

HEALTH RANGER'S ORGANIC TURMERIC GOLD

healthrangerstore.com/OrganicTurmericGold

The rivers have no water in them, did you know that? The rivers have no water. On the map, you see all these rivers in Arizona. I think there is a river in Tucson called the Rillito. There is no water in that river except about one day a year when it is a raging flood – and all the rest of the days of the year there is no water at all. So, I don't even know where to go in a place like that to even get water, and that's a bad situation. If you look outside your door right now, and you are like, "Honey, where would we even go to get water if we had to," and you do not have an answer for that – you do not have a pond, a creek, a lake, a stream or something – then you are in the wrong place. So, when you are looking for property to acquire, make sure you got some kind of water supply.

If you can get a piece of property that backs up to a creek, that is the best because not only do you have the creek as a water supply, but guess what, you also have a defensive barrier that no one can drive through and it may even be hard for people to walk through. So, you have got fewer methods of ingress into your property. It's hard to drive a vehicle across a creek if there is no bridge there, right? So, if you have got a partial creek or a partial lake or maybe you have Lakeside property – I do not know, in the Ozarks or something. The Lake of the Ozarks is a pretty good place to be for all this. By the way, I forgot to mention that Southern Missouri – you know, a lot of preppers and survival people there, a lot of Christians – they are somewhat of an agricultural community, but very mountainous, very easy to defend because it is very rugged, a lot of shoreline along the Lake of the Ozarks and if you have got the Lake on one side of your house, usually the back, then you only have to protect the front because people probably are not going to come in through the lake. Well, I don't know. I guess they could on boats in the Lake of the Ozarks, but if you have more of a stream behind you, then it is hard for people to cross the stream. So, just think

about water features and what it means for the defense of your property just in case things get crazy enough that someone might come out and try to rob you or something, alright?

Now let's talk about the timing of this. There is already a mass migration away from the cities that is underway in America right now. It is already underway. In New York city, people are fleeing New York. Seattle people are fleeing Seattle for all the obvious reasons, Los Angeles, and so on. People getting out of Dodge. I know people who live in Montana and they are like, "Everybody is out here buying property." You know, people from California and people from Washington, they are all out here buying property in Montana. Everybody wants to get to Montana for some reason. Wait until they find out how cold it gets there in January, by the way. But nevertheless, they are in Montana, okay. So, property prices are going through the roof – and this is true in rural properties all across America, even in Central Texas. In Central Texas, a few years ago, an acre of land in a rural area might have been \$5,000 per acre. Now, it is not unusual to be \$15,000 per acre. Prices have doubled or tripled. People want to be in rural Texas for all the obvious reasons.

So, if you're planning on purchasing some country property, obviously the more property you get, the more buffer you have, the more you can control your acreage – but you want to do this as soon as possible because if you think prices are crazy now, wait until the big collapse comes starting November and moving into next year. At that point, when the cities become absolutely uninhabitable, rural property prices will be, I don't know I'm just guessing, 10 times higher, not just three times higher than what they were a few years ago. So, they are probably cheap now compared to where they are going. So do not think that you are overpaying. Now, I think that actually rural real estate is going to skyrocket especially in



Republican states like Texas. I do. I really do. If I were an investor in that, in anything, I would be buying property all over Texas. I tend to invest in my own company. By the way, I spend money building platforms like Brighteon or expanding the Health Ranger Store operation, things like that, so I do not really have money as a real estate investor. But if I had extra money, I would be buying ranches all across Texas.

Just a word of advice, it is a good place to put your assets instead of keeping your money in the bank. We have all this paper money, this fake Fiat currency that is going to collapse one day. Anyway, why not drop it into a ranch in Texas that will probably be worth multiples of its current value in the next two to five years. I think it is a great investment. Now, you know, talk to your own investment advisers and so on and make your own decision. That is just something that I would do. See, land does not disappear and so we talk about asset protection – I mentioned in the previous chapter of this gold and silver and land. Instead of having money in the bank have money in gold, silver, and land. What is great about being out in the country is the land is beneath your feet.

You are living on it. It is very hard for your land to vanish. You know, your bank account can vanish. You can wake up, log into *Citibank.com* or wherever you bank and it can just say, "There's no more access, sorry." Your dollars are history. There is nothing you can do because it was just a virtual asset. You do not really control it. Now, a friend of mine, Steve Quayle says, "If you don't touch it, you know, if you can't touch it, you don't own it." That is his slogan. Well, when you live on a piece of land that is the asset, you are walking on it. It is beneath your feet. You can touch it – it is dirt, it is soil, it is terrain, it is trees and grass and wild foods and maybe deer and turkeys, wild hogs. I guess food, you could harvest if you were a hunter. It is water, it is ponds and rivers and streams and lakes and all the different things that bring you water. It is space. It is space to grow food. It's space away from the city.

This has inherent value because human beings are physical beings as well as spiritual beings. Everybody has got a physical body, right? Every physical body needs shelter. Shelter requires space. Space is land. Land always has inherent value – and except for the volcanoes in places like Hawaii, Earth is not making any more land. There is not a bunch of new land available every year, so you cannot go wrong investing in land. Now long, long term when 90% of the population is killed off, by the way, land will of course plummet in value. You would not care at that point because you will just be happy to have survived. Land is going to get real cheap again, but between now and then, land is going to get very, very expensive until a lot of people starve and die. So, it is a good investment in the short term and it certainly is better than leaving your money in the bank and watching it disappear.

[healthrangerstore.com/LaundryDetergent](http://healthrangerstore.com/LaundryDetergent)



**HEALTH RANGER SELECT  
LAUNDRY DETERGENT**

- Chemical-free formula gets clothes clean and fresh
- No artificial fragrances or harmful dyes
- Ocean and environmentally safe



So, to summarize so far, if I were looking for a piece of land to move out into a rural area – and do not forget bandwidth, by the way, you want to be able to have bandwidth access, which sometimes can be tricky in rural areas. A lot of areas use point-to-point radios for bandwidth, which is perfectly fine, but you want to look for soils so you can grow food. You want to look for a water availability. You want a conservative area – in other words, a red county in a red state – you want people to have morals and ethics, so look for a Christian community, and you want an agricultural community where it is normal to, for example, have a 500-gallon diesel fuel tank in your driveway. If that is not normal in the area you are considering, you are in the wrong area. It should be normal. You should see cows, you should see tractors and you should see fuel tanks – they are usually

painted red in people's driveways.

You should get a country vibe when you are driving around that area and you will probably see a lot of patriotic things like maybe some Trump signs, maybe some American flags, maybe some Come and Take It flags – things like that. Those are signs that you are in the right area. If you see signs for Joe Biden, you are probably not in the right area. So, keep going, keep going on down the road until you get to the right area. Definitely check out state gun laws, property taxes, things like that to make sure you can live there long term and of course, if you can buy a place that already has a house on it, it is going to save you a lot of headaches in trying to build a place. It is probably not time to build a place before everything falls apart at this point. ■

[healthrangerstore.com/SurvivalSupplies](https://healthrangerstore.com/SurvivalSupplies)

## RANGER GEAR FOLDING CREDIT CARD KNIFE

- Transforms from a "credit card" into a functioning knife in mere seconds
- Features a polished stainless steel 65mm blade
- Extremely portable; fits comfortably in your wallet





**MIKE:** Okay, let's cover a couple of other things. Let's cover microcaching here and how to survive FEMA trying to raid your country farmhouse. FEMA likes to come take things from people.

FEMA is basically a terrorist organization that pretends to be a federal aid organization and FEMA is part of the depopulation regime according to people I have interviewed like Celeste Solum – FEMA, they will basically round people up who were starving. They will offer you free food. You just got to come to the FEMA camp and in order to qualify to get into the FEMA camp, you have to be vaccinated, number one, and you have to turn in your guns. And then inside the FEMA camp, they determine who is pro-America and who's anti-America. The people who are pro-America are led to a different back room and then you are decapitated with an actual guillotine.

This is not metaphor. I am telling you exactly what it is – how FEMA is going to process people. If you are anti-America, then you will be saved and you will be put in a labor camp situation. You will be like slave labor until such time that FEMA gets additional orders of what to do with the slave laborers. But they are going to kill the conservatives and Christians right away and they are going to vaccinate you with a euthanasia shot, which will probably kill you anyway long term, and they are going to turn you into slave labor. FEMA is not your friend.

If you end up in a FEMA camp, you have f\*\*\*ed up, you have utterly failed. If you have no food, you have run out of food, you are starving; and you think, let's call up the FEMA camp, let's hop on the FEMA van and go to the FEMA camp to get free food, and they will have good, safe medicine and vaccines for us there. You might as well just pull out a revolver and shoot yourself first because FEMA is probably going to end up killing you anyway. So, you want to avoid going to FEMA. By the way, even when FEMA is not killing people, it is just a giant scam. What they do, we saw this in the 2011 fires in Central Texas when the fires burned all these areas out. Basically, FEMA came in with all these contractors that were paid all this fraudulent money to cut down a bunch of trees that had been burned and there was all, all this fraud and kickbacks and skimming and all of Central Texas was overrun with FEMA, contractors from all over the country and it was a total corrupt fraud system. Everybody was getting kickbacks and the FEMA decisionmakers were getting kickbacks. They just like rolled in the town, collected a bunch of government money, cut down a bunch of trees and then left town. That was the whole operation.

If you end up in a FEMA camp, you have f\*\*\*ed up, you have utterly failed. If you have no food, you have run out of food, you are starving; and you think, let's call up the FEMA camp, let's hop on the FEMA van and go to the FEMA camp to

get free food, and they will have good, safe medicine and vaccines for us there. You might as well just pull out a revolver and shoot yourself first because FEMA is probably going to end up killing you anyway. So, you want to avoid going to FEMA. By the way, even when FEMA is not killing people, it is just a giant scam. What they do, we saw this in the 2011 fires in Central Texas when the fires burned all these areas out. Basically, FEMA came in with all these contractors that were paid all this fraudulent money to cut down a bunch of trees that had been burned and there was all, all this fraud and kickbacks and skimming and all of Central Texas was overrun with FEMA, contractors from all over the country and it was a total corrupt fraud system. Everybody was getting kickbacks and the FEMA decisionmakers were getting kickbacks. They just like rolled



in the town, collected a bunch of government money, cut down a bunch of trees and then left town. That was the whole operation. FEMA, this is the organization that came up with the black mold FEMA trailers after, I think hurricane Katrina, where they take all the people and stuff them in these trailers where you die from black mold inhalation. This is FEMA where somebody got a multimillion-dollar kickback for building these trailers that were unsafe to live in. Yes, that is FEMA for you. So, even when they are not chopping off heads, they are still screwing up people's lives. You do not want to be in FEMA. In fact, if you end up in FEMA, you have made a major mistake – and the way to stay away from FEMA is to have your own food. But you see FEMA wants to come to your ranch and take your food. They want to steal your stuff.

[healthrangerstore.com/SurvivalSupplies](http://healthrangerstore.com/SurvivalSupplies)



## RANGER GEAR CREDIT CARD SURVIVAL MULTI-TOOL

- Features 11 useful tools for everyday life or emergencies
- Portable, lightweight and can be carried like a credit card
- Made with stainless steel to resist rusting



RANGER GEAR™



FEMA goes door to door in these national emergencies and they make lists. They make lists of who has got what: your seeds, your cattle, your food supplies, grain – all this kind of stuff – and then they have the federal authority, if you believe in that, to take your stuff and this was actually an executive order under Barack Obama signed in 2012, I believe. I forgot the name of it, but basically it says that FEMA can come confiscate your fuel, your tractors, your cattle, your grain, your food, just about everything they want – and so part of the way to stop them from doing that is to hide your stuff. So, this gets into microcaching. So, FEMA might come to your door, especially during a collapse time and they might say, “Oh, we need to feed the people down the road, what extra food do you have,” and they might demand to come look through your cupboards and look through your kitchen, look in your garage, look in your basement if you have a basement, and look in your barn and they are looking for food and they are looking for stuff to steal from you.

Basically, FEMA is looting. So, I always say it is a good idea to have a little bit of stuff that they can loot like old expired food. I always have an area of expired food in the barn just in case you want to come take a bunch of old moldy flaxseeds or whatever, go for it, and then I have the actual food that’s



going to keep me alive, which is hidden. You cannot find that. I mean, unless you want to spend days looking around and digging around, and I do not know, you are gonna have a hard time finding it. In FEMA, the people are not that bright. They just want to kind of check the checkbox and move on down the lane to the next place. So, they can say they confiscated as much food as possible. So, give them something, have like decoy supplies to give them, but have your real stash hidden away, very hard to find.

Even in your house, if you have a basement, or you have a room, you can build a false wall. Behind the false wall, you can have a bunch of buckets of food. I mean even something like 12 feet wide by three feet deep. You can build a false wall inside a room, put a bookcase in front of it something like a secret 007 hidden door, whatever, and you know, you click a button or click a latch, you can open that bookcase and get behind it.

Obviously, I am not doing this. Otherwise, I would not tell you this, but I am just talking about stuff. I have seen videos on YouTube, people making like hidden rooms and things and

then you can put a bunch of buckets back there. Buckets full of wheat, and you can get a wheat grinder. You can make your own wheat and bread – you can do a lot with buckets. You can store quinoa, you can store beans and rice, all kinds of things. You know, oats, sliced dehydrated potatoes and everything else and you store all this in hidden places while you have some stash that you’re ready to give away just in case they come for you.

**GLYPHOSATE-TESTED  
O3 OZONE-INFUSED  
OIL PULLING  
SOLUTION**

- Potent combination of ozone infused organic jojoba oil, 100% organic coconut oil, and organic peppermint oil
- Non-GMO, China-free, and made with certified organic ingredients
- Lab tested and glyphosate, heavy metals and microbiology

GLYPHOSATE TESTED LABORATORY VERIFIED

Estevia

**O<sub>3</sub>**  
**OZONE-INFUSED  
OIL PULLING SOLUTION**  
ESTEVIA

NET WT. 8 FL. OZ. (227g)

[healthrangerstore.com/O3OzoneOilPulling](http://healthrangerstore.com/O3OzoneOilPulling)

Now, if you have a big enough piece of property, you can do microcaching on your property, which typically consists of buying PVC tubes like a 6-inch tube or an 8-inch tube cylinder and then you put caps on both ends, you waterproof it, and you stuff that tube full of things like, I do not know, rifles and ammo and silver coins and whatever you want in your little treasure, and then you go bury that out in the yard somewhere, and then in order to dissuade metal-detecting government thugs from running around with metal detectors, finding your stuff, you go to like a garage sale or some kind of flea market and you buy a bunch of old forks and spoons and nuts and bolts and metal scraps and nails and screws and crap like that, and you scatter that all over the place.

Now this is not a great idea if you have a riding lawnmower with tires that might get punctured – I am not talking about that. You do not want a bunch of nails out there if you have got kids running around barefoot, obviously. I am talking about an area where you want to have a decoy of a bunch of scrap metal all over the place. I think it is awesome to go buy one of the old hay rakes, and the hay rakes have these rake tines, and those tines break off all the time. They are pieces of bent metal, and you can take a bunch of old tines and just scatter them around all over the place and bury your stash underneath the hay – the hay rake machine, you know.



So, if the FEMA morons are out there looking for your stuff, they are just going to be digging up forks and spoons and bolts with their metal detectors until they get too hot, and then they will just go home because they are not going to spend all day out there looking for your stuff – and the more acres you have, the more fun this becomes. You can bury stuff all over 500 acres. They are never going to look for that stuff. They have got no time for that and you can have stashes here and there. You know, you can have above-ground stashes and below-ground stashes. You can have above ground stashes, too. I mean, this can be as simple as having an old pickup truck, trust me. An old pickup truck with like a junk old refrigerator in it laid down and then inside that refrigerator, you put some sealed 5-gallon buckets of food that is kind of weather resistant, heat resistant that will store for a few years and you just drive that old pickup out there and just park it half a mile from your house and probably nobody is going to ever see it. Let the weeds grow up, spray paint the pickup, make it look like it does not even run. You know, just some old junk refrigerator and believe me, FEMA people are not going to run around digging through your junk pile, not when they can go next door and probably find stash more easily. So, it is very useful to think about how to hide stuff.



So, I encourage you to go online and look into microcaching and there is a lot of ways to hide valuable stuff. I have talked about this before. You can, even – for example, let us say you have gold. Let us say you have a lot of gold, you are a wealthy person, you have got a million dollars in gold, and you are scared about somebody finding a gold bar. Well, you certainly do not put it in a safe in your bedroom in your house because guess where FEMA is going to demand to go first? They are going to say, “Take me to your bedroom, open your safe, show me what’s in your safe,” and also a thief is going to do the same thing.

So, if you open your safe and you have got all your gold bars there, I am sorry, you are an idiot. You should not put gold bars there. Gold is waterproof, it does not oxidize, it is very easy to bury and hide, and it is weather-resistant. That is one of the nice things about gold, and one of the best tips that I ever learned was if you do not mind destroying the shape of it, you can melt it down. You can build a mold in the shape of a

wrench. You know, like a tool, a big wrench for working on trucks and you can pour your gold melted down, pour it in or maybe have a friend who is in the metallurgy, whatever – or you can, you can buy books about this, pretty easy to do. You’ve just got to make a hot fire and have some fireproof gloves and everything. You can melt down your gold bars into a Lakewood and pour into the mold of the wrench to where you have now a golden giant wrench and then you spray paint it the color of a wrench. You spray paint it like steel-looking color gray, and then you just put it in your barn with your other wrenches. That is the safest place.

I mean, they are not going to come steal a bunch of old tractor wrenches probably and then if you ever want to take the paint off, it is very simple. You just use paint thinner and your gold is fine because your gold is inert. Use paint thinner on the gold wrench. It is not going to hurt the gold and now you have your gold and you can melt it down into new bars or whatever – gold is gold. It is

worth its weight in gold. Come to think of it, it is perfectly fine. You can make gold in all kinds of shapes and the same thing is true with silver, of course. So, there is a lot of clever ways to hide things, a lot of clever ways, and I am not going to get into all those ways right now, but think about what other people would avoid.

You know, what do people not like to dig through, and the answer is like dirty stuff and smelly stuff, frankly. So, if you have got, I do not know, if you got some animals maybe. I have a chicken house and that thing gets pretty stinky sometimes before I clean it out. Not that I have hidden anything in my chicken house, but it would not be a horrible idea to hide something under the chicken house and have a way to get to it a little compartment on the side or something. People do not want to dig through smelly things and dirty things where there is cobwebs and black widow spiders or anything that takes too much effort.

So, when it comes to microcaching, there are a million ideas, a lot of great ideas, but just do not store all your valuables in your safe in your master bedroom because everybody goes there first. I know a lot of people, they like think it is safe to have your valuables next to you at night, so they tend to put like their gun in the master bedroom closet, right? It is a classic thing.

You have your gun, it is up on the top shelf in the closet in your bedroom and if you are listening to this, you're like, "Oh my God, that's exactly where my gun is." Then it is in the wrong place – or you have got your jewelry in your master bedroom. You've got your safe in the closet in the master bedroom because you want it close to you and that is where the thieves go. That's where the government agents go. That is where they confiscate everything.

I do not have anything valuable in my bedroom. You want to come to my bedroom and rifle through my underwear and socks, go for it. You are not going to find anything valuable in the room. Especially since the gun that I normally keep in there, I would have already used to try to prevent you from getting there. But, if you manage to kill me and get to my room, you are just going to get loads of free underwear, that's it. You want anything more valuable? You are going to have to work for it; you are going to have to hunt, you are going to have to bring in a team of metal detectors and dig through all kinds of crap over many acres. That is a lot of work. So, how to be confiscation proof is to hide your stuff – and by the way, if the government outlaws gold, then the government has become the outlaw. You should not turn in your gold. You should hide it. Why do you think the government wants to outlaw

gold? Because they are trying to steal it from you, that is why, just like what has happened previously in the United States of America and it will happen again.

All right, for this section, I want to talk about using deception to make it look like your place has already been looted. You may wonder why you would want to do this. Let us say you are in an area where there is actually a lot of traffic coming through – people trying to rob you. Maybe your neighbors have been robbed and looted or shot at, whatever. So, you can use some deception and decoy techniques, and one of the things that you can do is make your place look like it has already been burned out and looted. Now, I understand this is not going to be pretty, so it might be a last-ditch tactic.

But here is what you do, make sure your stockpiling black paint and go online and look at photos of houses that have had fires and you will notice that there are black smoke marks coming out of where the windows are. What you can do is you can paint those in place above your windows and make it look like there has been a fire there and then I do not know if you have ever been to a house fire, but often there is a bunch of crap all thrown all over the front yard after a fire and everything has been soaked with water hoses and so on. What you can do is you can go out to a garage sale or a yard sale or just acquire junk and you can throw it all in your front yard. I know, right, your neighbors are going to love this tactic. But again, we are talking about an absolute collapse of the rule of law. We're talking about a very desperate situation.

[healthrangerstore.com/AloeVera](http://healthrangerstore.com/AloeVera)

**GLYPHOSATE-TESTED ORGANIC FREEZE DRIED ALOE VERA EXTRACT POWDER**

- **200x** more concentrated than organic raw aloe vera inner leaf juice
- Freeze-dried, non-GMO, and certified Kosher and organic
- Lab tested for glyphosate, heavy metals and microbiology

USDA ORGANIC  
GLYPHOSATE TESTED  
200x CONCENTRATION!

NET WT. 1 OZ (28 G)





So, you throw a bunch of crap all out in your front yard to look like you have already been looted and then most importantly, the main room where people would enter into your home, you have to trash it. So, you have to knock over the cabinets, throw the dishes on the floor, turn the tables over, cut open your couch as if people were looking for things that were stuffed in your couch. Just basically trash your whole front room, okay, and then you, you want to set perimeter alarms, which could be strings attached to mousetraps that set off cans just to alert you with noise or you can have motion sensors if you still have batteries or electricity that set off lights or sirens or whatever – and you are actually living more in your bedroom area, let's say, where you could hide there and hope they go away or you could respond, but you will have some kind of alert so that you know that someone is there.

When all this is over, all you have got to do is clean up the yard, clean up the living room, and repaint your house – you are fine. It is all just theater. I mean, heck the globalists are using theater all the time. What do you think the George Floyd thing was? So, you can use theater to survive as well. So, it's actually good to be able to appear weak. This is essentially an art of war – appear weak when you are strong, and it appears like everything has already been destroyed and everything has been gutted, but you are actually doing just fine. You are just in a different area of the house and you are well-armed and you are willing to defend yourself, and so on.

I mean, FEMA is not even going to come in and mess with you at that point. They are going to say, let us just move on. So, there are a number of things that you can keep in mind in terms of the art of deception, you do not want to look strong, you do not want to have the signals where people think, "Oh, this house has tons of food and tons

of ammunition." You know, you do not want to send signals like that. You do not want to look like a barricaded bunker castle type of thing because that is going to attract people who think that there must be something inside that is worth fighting for, you know. It is better to just make it appear that there was nothing left here, it has already been looted. It has already been burned – and there are a number of ways to achieve that.

The art of deception for survival – camouflage. It is very important. Even as a person, when you are walking around, I don't know, some barter flea market or something during the collapse, you are walking around. You do not want to look like a wealthy person. You do not want to look like you are well-fed. Bob Griswold, a friend of mine, I have interviewed many times, he says you should go to a secondhand store and buy clothes that are too big for you so that you can appear to have baggy clothes.

Why? Because during a collapse, people are starving and losing weight and everybody has got clothes that are two sizes too big for them. If you are wearing clothes that fit you then you automatically stick out as someone who has a lot of food. So, you might buy clothes that are too big for you and you want to dress down. You want to look impoverished, and the other advantage of having baggy clothes is it allows you to hide bigger guns. So, you want to have at least primary weapon, but usually a secondary weapon. With baggy shirts and so on, you can carry two weapons on your waist one on each side, you can even carry a lot of subguns under your armpit, by the way, you can carry things like here like a SIG Canebreak MPX 9-mm and carry that under your armpit with a big baggy shirt especially in the winter where you have a coat. So, there is a lot of things you can do in terms of art of deception and just keep all that in mind. ■

**MIKE:** You know, along those lines – and kind of a final thought here is do not have a high-end Mercedes parked in your driveway if you're trying to pull this off, you want to have an old beat-up pickup truck, you want to have something that fits in, you want them to think you are a poor farmer who just did not make it. Really, you want to have an old beat-up vehicle – and fortunately you can acquire those pretty cheaply, usually just a few hundred dollars, the more rust the better, just buy them on Craigslist, a few hundred bucks. You do not even have to pay the tax because you are not gonna drive them anywhere. You just kind of park it, well, maybe you have to pay sales tax. I mean, you do not have to pay the license tax. You're not going to drive it on the roads, just park it in your property. Maybe you set fire to that at some point. Again, with disclaimers be safe about it. Do not burn your house down. I am talking about the collapse of society here. These are desperate measures – not to be used during normal times.

By the way, if you set fire to vehicles, weird, bad, dangerous things can happen, so you should be mindful of what you're doing. You know, gasoline is explosive and tires blow up too and lot of toxic fumes from burning seats and things. Again, I am giving you this information because we are talking about a collapse here – a total collapse. We are talking about survival. These are not things I recommend you do during normal times at all. You know, again, your local fire marshal will have a fit just from hearing this recording, but your local fire marshal is going to be out of a job in this scenario that I am describing because the whole county is going to be broke probably. Whole thing will be a collapse and personally, if I have to set fire to a vehicle in order to achieve the full camouflage deception to be left alone, then I am going to set fire to a vehicle. I will pump the gas out first. I do not want any gasoline in it, I will let all the air out of the tires probably I don't want to air pressure exploding with burning bits of tire rubber, and I do not know, maybe I will remove the seats or something. I will set fire to it, let it burn out, have a bunch of water ready, wear a face shield, keep a safe distance – all that and I got to tell you, these are big disclaimers here. Do not sue me if you set fire to a vehicle and something goes wrong.



Well, I guess you would not even be able to sue me because the whole legal system won't even exist anyway, so you are on your own, but only do this at your own risk, okay? A lot of these things are that way. I suppose you could hurt yourself digging a caching hole in the ground. You could hurt yourself with a can of spray paint on a ladder, so I guess, everything – everything in this program is at your own risk, okay? Let me say that you can hurt yourself trying to shoot intruders obviously, if you had the gun pointed the wrong way, whatever. Work to be competent in this and practice some safety mindedness during all of this. Remember that the whole goal here is to still be alive at the end of this, so try not to blow yourself up when you are doing all this stuff, just a word of advice.

I do not know if you can get these anymore, but there are also sort of pepper spray grenades. We used to be able to get them and these are handy to have in your house if there are bad people who are coming into your house like in your living room and you have got a good way to lock a door and be safe. You chuck a pepper spray grenade into your living room and fill your whole house with pepper spray and that will cause them to exit and then you might not have to engage them in your house. You might be able to engage them outside. There are lots of ways to get people out of your house and that is one of them and the other way is to just start shooting at them or just to shoot them dead and then they are no longer a problem.

[healthrangerstore.com/OrganicLentils](http://healthrangerstore.com/OrganicLentils)



You will have the advantage of knowing your house and your property and I strongly encourage you to get some night vision gear – which I will talk about in the next chapter here – and practice navigating your house and your property at night using night vision because one of the things that you will learn about wearing night vision is that your depth of field of focus is very poor. It is bad. Even if you have binocular night vision and you do have some depth perception, you do not have everything in focus all at the same time. If the distant things are in focus then the closeup things are blurry and so doing fine manipulations with your hands – including, by the way, aiming a pistol or reloading a pistol or reloading a rifle while wearing night vision – is very, very difficult.

It takes some practice and so you want to be able to navigate, walk around, move around, fire a pistol, fire a rifle, wearing your night vision because that is a skill that might save your life – and I will talk about that more in the next chapter, but I think I have covered the overall. Let's see, escaping the cities, yes, I think I have covered where you want to be and some kinds of attacks. I do need to cover one more thing, which is how to survive if you are stuck in the city. I will cover that before we move on to the next section.

Okay, I promise to talk about how to survive if you are stuck in the city and the best way to describe this is to think about being aware but homeless. The way to survive a city, if you have to move around in the city or even if you have to move around in an apartment building, for example is you want to look certainly not wealthy, not beautiful if you are a woman, you do not want to have new clothes – you want to look homeless, but alert. So, by looking homeless, what I mean is unshaven. If you are a woman, try to look like a bag lady. If you are a man, try to look like a homeless vet, but not crazy and not someone who is on drugs.

You want to look alert, but impoverished – and the reason you want to look alert is because you do not want them to mess with you and the reason you want to look homeless or impoverished is because you do not want them to think there is anything of value in robbing you or forcing you into your apartment to hand over your supplies or empty your safe or what have you. So,

anytime you are walking around in a city, whatever you are engaged in, try to look and try to blend in a, have some baggy clothes, clothes that looked like almost what a homeless person might wear. You are certainly not well off, you are certainly not well prepared, but definitely hide.

If it is legal, hide a firearm under those clothes or hide a knife – if it is legal. Be armed because being in a city is the most dangerous place you can be during all of this and if they decide to target you, you are probably going to be in bad shape, so you want to be not a target – and if you are a woman especially in a city of almost any age, you always have to be aware that in a lawless society there are evil men who want to rape you, and even if you are a man like a young man in a city, there are evil, especially Democrats, liberals, they are into raping men for some reason – do not ask me why, I do not know. I do not understand their weird, criminal, demonic habits or whatever, but they are into raping men and women, and of course, children as well. So, you want to look really impoverished. If you are a

woman obviously do not wear makeup, have your hair messed up. Basically, go for the bag lady look in a city, seriously. In a collapsed environment, this is what you want to do that.

Now, the second thing you want to do is you want to have a pry bar and a pry bar is something that you can use to pry open locks or gates or latches. When you are in a city, you are in a concrete prison, a kind of trap, a maze of latches and doors and locks, and you will find that if you have to move through a city in an emergency, you are going to have to break through gates, break through windows maybe you are trying to escape someone who's pursuing you, maybe you are trying to simply escape the city – just to get out of the whole city. You are going to need some basic tools, and some good tools to have include portable bolt cutters, and I have seen some of these that are foldable.

They are still pretty heavy. It is not like something you can put in a purse, but you should have a set in your apartment in case you need them. They can cut padlocks and they can cut small chains. So, get bolt cutters

and then a pry bar. I have seen some really good titanium pry bars that are in the construction industry. You can hide these on your person. You can pry open locks and latches and things like that. You can enter buildings or even vehicles. Another good thing is to have a glass shatter device that allows you to shatter the window of a vehicle, so you can enter a vehicle for shelter or evasion or maybe you need to hotwire a vehicle to escape some horrible thing that is happening in your city. I do not know. But have these tools available.

Now you can also go online and buy lockpicks, but frankly, they do not work the way they work in the movies. Actually, I have a lockpick training kit that allows you to learn how to pick simple locks and then move up into more and more complex locks – and picking locks is actually a lot more difficult than the way it looks in the movies and depending on the lock, you may not be able to pick it at all. So, it is not like you just walk up and stick in this metal shim and then in three seconds, you pick the lock like Matt Damon did as Jason Bourne. It does not work that way.

[healthrangerstore.com/BlackPepperTurmeric](http://healthrangerstore.com/BlackPepperTurmeric)



## ORGANIC, GLYPHOSATE-TESTED TURMERIC POWDER

- Lab tested for glyphosate, heavy metals, and microbiology
- Supports your body's natural elimination of toxic elements
- Certified organic, non-GMO, non-China, and contains no fillers





In Hollywood, it takes two seconds to pick a lock. In reality, you might spend two minutes trying to pick that lock and never get anywhere and if you don't have a lot of practice, you are going to suck at it, so do not even bother with lockpicks unless you are going to invest the time to actually acquire that skill, which takes frankly and probably a few hundred hours to get good at lockpicking.

But there are other things that you can use such as pry bars and bolt cutters. I do not recommend shooting at locks with pistols, but I do know people in the military, they would shoot bolts off doors or the hinges using 12-gauge shotguns with special rounds like slugs, basically, where you could shoot the bolts off doors with 12 gauge. But there is quite a considerable risk of blowback and ricochets and shrapnel. When you do that, I mean, it is not often a wise thing to walk up to some metal object and at point blank range just blasted with a 12-gauge unless you're wearing serious eye protection. You are going to get some shrapnel and it is going to make you bleed. So, keep all that in mind I am really not a fan of people who think they can just shoot locks and make them work. I do not know if you have ever tried to shoot locks. It does not work that you do not just fire out a lock and then magically the door opens. You might fire the lock and jam it locked. Just shooting the lock does not always make it unlock – that is another Hollywood myth. So, you know, learn about these myths, learn about reality, but have the good tools that you need to move throughout a city.

There are also, if you know somebody in military and law enforcement, you can buy portable torches. They are actually basically torch-cutting devices that are used for entry by law enforcement and you light them up and you can literally just torture your way through solid metal. Typically, only law enforcement has those and if you do use them, you will attract a lot of attention. But I do know some police teams, some response teams that deal with drug dealers, like raiding drug dealer houses and such, and they will have these in their kits so they can torch their way through somebody's hard lock. It is kind of a good tool to have as it is a lot more quiet versus blasting somebody's door with a firearm.

Speaking of firearms, it is a good idea to have a firearm in your city if it is legal for you to have one. If it is not legal, you are in the wrong place. You should probably exit that city as soon as possible. But I figure you are stuck there because of some other reason – maybe you have a family member in a nursing home or something and you have to be there in the city. I do not know your situation, but have a firearm if you can. More importantly, have a suppressor if you can and for this reason, depending on how big you are or how big your hands are – this is why I really like 45 auto as a round for handguns, but it is usually for bigger people who could control the recoil, but you can also just get a very big gun to have less recoil and get a suppressor that you can fire the 45 auto through, and because the 45 auto is a very high mass round, it is usually a subsonic round by default. So, you could say typically all 45 auto cartridges are bullets as people say are subsonic rounds, which is important because 9 mm is always supersonic.



So, 9 mm is louder even if you have a suppressor on a 9 mm pistol. It is still pretty darn loud. It makes a big cracking sound. It is again not like in the movies where it is quiet in the movies, like chup, chup, chup. In reality, it is like, gwack, gwack, gwack. It is a big cracking sound from

a 9 mm. But a 45 is very, very quiet and that is why one of the things that I have in my own personal defense is I have a Glock – I think it is a Glock 21, a setup with a 45 extended capacity magazine with, I think it is an Osprey suppressor with a raised night sights that are suppressor height night sights – and that way, if someone is coming at me and I need to have a hand gun type of response. I mean, I have also got a rifle setup and 300 blackout with subsonic rounds and things like that.

But, if I have to use a pistol in response, then I can grab this 45 auto pistol and I can shoot very, very quietly, which is not only important for not attracting attention, it is also important for protecting your hearing. I do not know if you have ever shot a 9 mm gun indoors without hearing protection, but it will make you permanently deaf in many cases. It will cause permanent hearing damage and that is no joke. I mean, your ears will be ringing so much that you cannot hear what else is happening around you. So, you lose the sensory acuity that is necessary for your situational awareness. Whereas if you are shooting a suppressed 45 without any hearing protection – because you probably do not sleep with ear protection on as I would imagine – then you can still maintain your hearing. You are not going to suffer hearing damage. You have got situational awareness. So, consider a 45 auto.

I will get into more details about that in the gear section of this whole report, but a 45 auto

with an extended magazine for a Glock, I think it holds like, I do not know how many rounds, 25 or 30 rounds. It is a big, long magazine. I mean, it is crazy – it is longer than a gun, and it looks insane, but it is really funny looking. But it is one good way to respond in a city. Maybe it is illegal for you to own a rifle, I do not know, maybe you live in California, but you could still have a pistol, you know, so this is one way to do it.

## HEALTH RANGER SELECT PURE MICROALGAE SUPERFOOD BLEND

- Two of the world's most nutritious superfoods in one formula
- The perfect source of plant-based protein
- Low heavy metals-verified and non-GMO



healthrangerstore.com/MicroalgaeSuperfoodBlend



Remember that there is a, roughly about a seven to a 12-month wait time on the ATF to acquire a suppressor currently. So, if you do not already have a suppressor, you might be behind the curve on that. That is why it is always a good idea to get more gun stuff ahead of time because when it comes time that you are going to need it, there might be a lot of demand for it, there might be a long wait period, everybody might be out of stock you know, so it is a good idea to get those things in advance.

Lastly, if you are stuck in a city, make sure you actually have an escape route that you could use on foot with a go bag that you can carry and that you have a route on a map, a physical with a compass and some navigation points and it is not a bad idea to try that out or at least portions of it that are safe to do so on foot in advance.

If you had to bug out last ditch, you know, bombs are dropping on your city or something and you really have to get out and you have decided that no more, you just cannot stay there – if you stay, you are going to die. How do you get out of the city? You know, vehicles are going to be a very dangerous way to go because the roads are going to be controlled and blocked. You are going to have hijackers and all that. How do you get out on foot and especially how to get out on foot at night? Do you have night vision; do you have a PVS 14 monocular; do you have a thermal FLIR scout device; do you have a binocular night vision equipment; do you know the route; do you have flashlights; do you have a red flashlight so you do not light up the whole city with a bright 2,000 lumen pocket flashlight or something.

Do you have a way to get out; do you do know east from west; do you know how you are going to cross the rivers; what are the crossing points; do you have food and water ready to go; do you have a portable water filter so you can get fresh water along the way if you run into a river or a pond or something. What is your plan – and packing out enough food and water and gear to walk out of a city like Los Angeles that is a very serious thing. Not a lot of people can do that – not without dying in the process. So, this is why I say the best strategy is to get out of the city in advance of all of this. The city is the last place you want to be when all of this hits the fan unless you just really think you can hunker down and fight off the zombie mobs.

[healthrangerstore.com/SurvivalSupplies](http://healthrangerstore.com/SurvivalSupplies)

# RANGER GEAR EXTREME MULTIFUNCTION SHOVEL WITH TOOLS



- Heavy-duty survival tool for a variety of applications
- Comes with durable riveted connection plate
- Features 15 useful tools for everyday life or emergencies



**RANGER GEAR™**

Maybe you can, maybe you have got enough ammo, maybe you have got enough water storage, maybe you have got enough buddies and you can put up a fight, and maybe you can take control of your apartment building and lock it down because there are very few entrances and exits, so maybe you can have a safe building and you can ride it out. That is definitely a possibility. I am not saying you cannot do that. Just be ready to bug out if it comes to that last-ditch plan – you might have to, alright.

Remember the police are not going to be on your side, the mayor is not on your side, 911 is a joke, you are going to lose cell phone service and you are going to lose power grid. You would not have air conditioning or heat. You would not have lights and you probably do not have a yard if you are in the city, so you cannot really grow food or you cannot engage in microcaching, hiding of your supplies.

So, your options are very, very limited and basically cities become uninhabitable, just impossible to survive very, very quickly in these scenarios, which is why you do not want to be there. You know, try to survive LA without water, try to survive Houston without air conditioning, try to survive Baltimore without a power grid. It is not survivable for most people. It is going to be bad. The one good thing about a city is you can have short-range comms that work or even little family radios like FRS radios or whatever, little hiking radios, and they will work in a city. You might be able to communicate with people on other floors, people in other buildings, people a couple of blocks away. So, you could coordinate some kind of a neighborhood watch program pretty well.

If you've got some good neighbors who have some good weapons, you could set up a pretty good defensive perimeter by watching outside your buildings. If there are mobs approaching, you can shoot down at them from an elevated position, which gives you a lot of advantages. You can also control the limited number of entrances to a building. You can control the stairways. You can disable the elevator, things like that. So, you can really control who comes and goes. But again, you are also stuck in that building yourself with whatever food and water and ammo that you

**“ If you've got some good neighbors who have some good weapons, you could set up a pretty good defensive perimeter by watching outside your buildings. ”**

have stockpiled and that can run out very quickly especially if you are providing food and water to a bunch of other people in the same building who have not prepared. So, you got your neighbors who are suddenly coming to you. They need food and water and they did not prepare anything.

So, your supplies – I mean, what are you going to do, supply the whole building? That is not going to work for very long. So, unless you happen to live in a building full of preppers, which is very unlikely because preppers would not live in the city, then you are going to run out of supplies pretty quickly and then you are going to have to exit the building. Once you exit the building, now you are vulnerable to the zombie mobs on the streets and that is where you are going to want to move around at night and blend in. Look like a homeless person, things like that.

So good luck if you are in the city, I do not recommend it. It is not the way to ride this out. You would be much better off in the country where you can spend your evenings in a hammock watching the stars while the city is burned. Much rather be in the country. But that is about it for the second report here.

The third report coming up next is about gear. It is how to gear up to survive the Great Reset. I will talk about specific gear comms, firearms, night vision, specific food supplies and food prep equipment, you know – portable stoves, water filters, iodine supplements for anti-radiation treatments. What else, yes, first aid and wounds and things like that. So, that is coming up in the next report. Do not miss it. Thank you for listening to this one. I'm Mike Adams, the Health Ranger, there is much more yet to come. ■



# PART 3 Surviving the Global Reset

## DISCLAIMER:

The methods and techniques described in this audio program are intended for last-ditch survival use only in the context of a total collapse of society where no other options are available. Many of these methods are dangerous and may expose you to the risk of severe injury or death. Do not attempt to replicate the methods described in this program except as a last resort where you have no other choice. This information is offered as is with no warranty of any kind and the listener of this information assumes all risks associated with any application of the techniques and methods described herein.



**MIKE:** Welcome to the third report, which I call, "Gearing Up to Survive The Great Reset." We are going to talk about a lot of gear, a lot of resources, where you can acquire the things that you need, but more importantly, what exactly you do need. What are the core essentials, in other words, because just to review quickly here, we have talked about the coming global reset – 90% of the world population will be, well, slaughtered, mass murdered. They will die off from starvation, disease, war – all these things, right.

We know that there will be a reset of the global economic system, obviously a global collapse, a currency collapse, governments will collapse, and so on. We know that you do not want to be in the cities when all that happens, I did a big talk about that. But how do you be among the 10%? That is what this report is all about – and the good news here, although that may sound absurd given we are talking about a global economic collapse at 90% dead, how can we talk about good news?

Well, one out of 10 live and guess what, it turns out it is not that difficult to be among the one out of 10. You know why, because perhaps 99 out of 100 people do not prepare at all. So, if you spend one week preparing, if you spend \$1,000

only preparing, you are already ahead of 99 out of 100 people, did you know that. See, that is what is extraordinary. Sometimes people comment to me like, "Why are you talking about all this bad news, give me some good news." I say, "Oh good news is in one week, you can probably be among those who live as long as you're not stuck in the cities." So, all you have to do is think about what is coming, listen to this information here, take some notes, and if you have not downloaded the PDF yet that goes along with this.

The PDF will list all the domain names and the URLs. We will make a list for you, so you do not even have to take notes, but you can download that for free. Go to *NaturalNews.com*, subscribe to the email newsletter. It is on the upper right hand corner of the site. You can click, subscribe, enter your email address, and then when you click confirm on your email inbox, you will be given the download links to download the audio programs, the PDFs, the coupon codes, everything else. It is all free because I would like you to join me in surviving. I do not want to be the only one surviving. I would like to have lots of people survive especially people who are into health freedom.

So there is a key concept to understand in all of this. Well, there are a couple – the first one though, the most important one is understand that it would not take long for the masses to die off. This is really critical to understand. The average unprepared person in the middle of a collapse will not survive 90 days.

Ask yourself, how long can a person live without food – maybe 30 days, maybe 60, probably not, but how long can a person survive without water? Maybe three days, maybe five days, not much longer. How long can a person survive without shelter when the power grid goes down and they live in a city and that city is, let us say really hot and it is summertime and there is no AC or it is really, really cold and it is wintertime and there is no power for heating, no fuel for heating, nothing.

In those scenarios, how long does an unprepared person live and the honest answer is that most people would die within weeks – probably over 50% would die within weeks and then probably over 70% to 80% would die within three months. In six months, it is probably more like 90%. And in a year, if those conditions persist, it is more like 99%.



There are very few people who can survive these situations because they depend obviously on all these things every day. They depend on the local grocery store, they depend on fast food, they depend on electricity and water, all these things.

So when you are thinking about surviving the collapse, there is going to be a wave of survivors who are exiting the cities, looking for food and water and shelter. That wave, there will be a surge probably within 30 through 90 days, something like that, and then after that surge, that will be over because most of the people will have already died off.

So, when you think about surviving the Great Reset, you need to think about how do you handle this one-time wave of desperate people and after most of them die off, how do you then sustain your own life in your rural retreat location, wherever that is. How do you stay alive for the next 18 months to two years, which is what it will take for anything resembling civilization to begin to come back online.

You probably would not have a power grid for one to two years or maybe longer, you probably would not have any real food supply for one to two years or maybe longer, and so on. So the purpose of supplies is to make it through this massive die-off surge this limited time window, make it through the collapse, make sure that you can stay alive and you have calories, and you have got nutrition so that you can then still be there when the rebuilding effort gets underway and the purpose of firearms is to protect you from the one-time wave of the zombies, as we call them. I know that is not a nice term, but you probably figured out by now this is not a politically correct audio program.



## HEALTH RANGER SELECT ELECTROLYTE DROPS

- Contains all four important electrolytes
- Lab tested for heavy metals, microbiology, and glyphosate



[healthrangerstore.com/ElectrolyteDrops](https://healthrangerstore.com/ElectrolyteDrops)

So, when the zombies come for your food, how do you defend yourself against the zombies? We are going to talk about that in very specific terms, exactly which types of firearms to purchase, which ones. I will name the brands and the model numbers; I will name the red dot sights that you need; I will name the night vision equipment and exactly where to get it; I will talk about gold and silver – all these things, and storable food, everything.

This is all about what you need in order to make it through this, but I just wanted to talk about first why you need it. Why you need it is because there is going to be this mass exodus out of the cities.

There will be refugees – really it is the best term to use here – fleeing out of the cities and as they fly out of the cities, they are going to come for anything they need to survive food, water, gold, money, shelter, land, firearms, anything – and that is going to be the hardest part to survive by the way.

After that, after the big die off, then it is just a question of learning to grow some food and it is, well, it is not so easy actually, but I will give you some tips on that and then making it through until some economies of skills could come back online when the economy gets kickstarted again. Now, you might wonder, well, what happens if there are UN troops invading the United States during all of this or what happens if there is an invasion of Chinese troops or something like that. Yes, that is a very real possibility, I will talk about that

too. That is just gonna make life even worse.

You are going to have to fight the invaders and grow food and now you are in a full-blown guerrilla warfare scenario, which I will talk about here in a little bit. But the good news is, again, by taking a little bit of action now, you can be ready for all these things. Now, stocking up for a year and a half worth of food is not necessarily such an easy thing, but you can make a start. You can have three months of food and then you can add to that every chance you get and you can build up to six months of food; you can get some garden seeds, you can be in an area where you can grow food, you can learn how to start sprouting, you can start growing potatoes like I am doing; you can move into an area where there are ranchers who have cattle, for example, which is a food source and then stockpile something to barter with the ranches such as ammunition.

Ranchers love ammunition. I bartered ammunition with ranchers before, they would love that. They also are very appreciative of gold and silver because ranchers are hands-on people, by the way, they are very practical people, usually patriotic Americans, good people to know. I love ranchers.

So, let us jump right into the core essentials. Here is really what you need in terms of the categories. You need food, obviously; you need water filtration; you need shelter, i.e. your place in the country; you need some form of money, such as gold or silver or ammunition,

which is equivalent to currency in a collapse; you need probably some kind of electricity or some form of power, which I will talk about; you also then need detection and observation equipment; and you need firearms for self-defense.

Those are really the basics of what you need. So, this is not going to be a list of 500 items in your bug-out bag, “do not forget the clothes pins.” It is not that kind of a list, “25 uses for Saran wrap in your bug-out kit.” No, it is not that kind of list. We are going to cover the real core basics here. You can fill in all the blanks later – do not forget the safety pins; do not forget the aluminum foil if you want to go Mcgyver on everything down the road, that is fine; do not forget to have some, you know, water canteens, things like that.



healthrangerstore.com/FreezeDriedAcai

I am not going to cover all that stuff. I am going to cover the core basics that will keep you alive and give you those resources and some knowledge about those things. I mean, you can look up lists anywhere. I have got a website, Survival.news. I have got another one called Gear.news that is all about survival gear. You can find all the lists you want at Survival.news or Gear.news. I am going to talk about the core items here.

So, where do we begin. You know what, let us start with money and currency and the global economic reset. So, here is what is going to happen, you are going to wake up one day and the dollar will be worthless and your bank account that has dollars in it, so to speak, will also be worthless. There will be a freeze on all the banks with all the currencies and it will spread around the world.

The central banks will be in a panic, governments will be in a panic – this is the beginning of the end of the current debt-based global system. Fiat currency is not money. So dollars are not money and anyone who says that dollars are money does not know what money is.

Dollars are counterfeit frauds. Money is something that has inherent value. Money is gold coins. Money is silver coins or 22 long rifle ammo, that is money. Dollars are not money, which is obvious when dollars collapse you will quickly discover they are not money. They are really called federal reserve notes, by the way, which is a promise to, well, essentially it is a promise to confiscate the money, the debt from the U.S. taxpayers. That is what it is. But they are not even called really money on the dollar bill. It is called a Federal Reserve Note, that is what it is called because it is not money.

Now, you do need to have a form of alternative money and I have already mentioned what they are – gold, silver, ammunition, things that can be bartered, things that people might accept, and there are certain properties of money that are universal.

Money needs to be able to hold value, money should be portable, money should be fungible that is every unit of that money is the same. It is kind of a universal value that can be applied to any good or services or anything like that. Also, money should be able to withstand normal everyday use and if you have ever wondered why gold is actually such a good form of money, it is because gold is inert and it is an element on the table of elements. So, have you ever tried to burn gold and turn it into something that is not gold, It does not work, and you can burn a hundred dollar bill and you can turn it into ash. You are turning it into minerals and maybe carbon smoke or whatever.

Gold, you burn gold, all you get is melted gold. You cannot change it into anything else and same thing with silver, it is on the table of elements. You can freeze it; you can heat it; you can cook it; you can microwave it – I am not recommending you do; you can eat it and you are just going to poop out gold. Try eating your hundred dollar bill sometime. You do not get money out the other end, but with gold, you get gold end-to-end. That is why gold makes good money because it is an element and it is basically impervious to degradation or oxidation.

[healthrangerstore.com/SurvivalSupplies](http://healthrangerstore.com/SurvivalSupplies)



## RANGER GEAR OUTDOOR MINI CAMP STOVE

- Foldable, lightweight and ultra-portable
- Features built-in ignition and flame control knob
- Made with durable aluminum alloy and stainless steel

IDEAL FOR ANY OUTDOOR ACTIVITY!



I mean, really, the only way to destroy gold is to use acid and all you are doing is actually, you are just stripping gold and putting it into the acid solution. You are not even destroying it. You are just mixing it with the acid. If you take away the acid, it is still gold again. So, you cannot destroy gold. That is why it is great money. Also, I know there are a lot of Bitcoin and cryptocurrency fans out there, which is fine, that may have a use during all of this, possibly I do not know. Bitcoin might go to \$100,000. Well, actually it will probably go much higher as the dollar collapses, the whole thing will be meaningless. If the value of the dollar goes to zero, then the value of Bitcoin versus dollars goes to infinity, right, because you are dividing by zero. So, it becomes pointless to describe the value of Bitcoins in dollars when the dollar collapses, but could Bitcoin be useful? Yes, maybe, but not useful when the power grid goes down, is it? How are you going to get your Bitcoin, how are you going to log on, how are you going to mine, how are you going to transfer to your wallet, how are you even going to access your wallet?

That is when a total collapse scenario, the good thing about gold is no matter what happens on Wall Street or no matter what happens with the power grid, your gold is still there. You can still open up your safe for your little mini-cash storage thing, whatever you have buried out in the yard with your secret treasure map, you open it up and guess what, your gold is still there. Whereas you have money in the stock market, you wake



up and that money is gone. You are like, "What happened?" It is gone.

Your gold is not gone. In fact, there is a good metaphor on this, if you have bought an ounce of gold 30 years ago, you might have paid what, maybe \$300 or something like that or \$200 – I do not know the exact price of gold 30 years ago, but it was something like that. You go back far enough, it was \$35. Let us do that. Let us say you go back 75 years and you bought an ounce of gold for \$35 and then you buried amounts of gold and you buried \$35 side-by-side.

Fast forward in 75 years, you dig them both out of the ground. You got an ounce of gold and you got \$35, which one is worth more. The gold is worth more. The gold is worth basically \$2,000. The \$35 is worth well, \$35, which after all those years of monetary debasement, currency inflation, that \$35 that back then may have bought you – I do not know what would it have bought you – a nice suit and a suitcase or something. Today, it buys you lunch. You know what I mean. It is hardly worth anything anymore. The dollars have lost their value, the gold has not. So, when you are stockpiling gold or silver, that is physical in your

possession, you are insulating yourself from all the currency collapses, all the Wall Street collapses, all the the debt system, imploding all of that – and that is why gold is so important.

Gold is also a lot more portable than silver. If you have ever tried to stockpile gold versus silver, you have noticed that one ounce of gold is worth what like 100 ounces of silver. I know that ratio changes from time-to-time, but I would rather carry one ounce in my pocket than 100 ounces especially if I am trying to be mobile, I am trying to move some assets somewhere. I do not want to be lugging around suitcases of silver coins. You should have a certain amount of silver because you will need it to make small change to buy some food, to barter something small. But you do not want to stock pile only silver for the real storage of wealth, it is gold and that is why all the billionaires in the world, they have vaults full of gold because they know that when it all comes down, gold is what is worth real money. Gold is money, all right.

In terms of other hard assets, land is something that does not disappear either. Normally, it does not disappear. I know governments can seize it with eminent domain, things like that from time to time. But for the most part, if you own a piece of land, you hold title to it and it is properly recorded in your county typically, you can come back and claim that land at any future day even after an economic collapse typically, but it is even better if you are on it and you

can defend it and live on it and no matter what happens to the stock market, your land does not disappear, does it? Now, the value of your land might fluctuate in dollars, but so what – dollars are going to be worthless anyway. So in essence, your land is worth infinite dollars because land is real just like gold and silver are real.

So when you are talking about protecting yourself from the currency collapse, what is good to go into is gold, silver and land – all physical things, all things that you can touch and land today. I want to talk about land purchases, what to look for, but first, let me give you the website where you can get gold and silver in physical forms.

There are actually a number of websites out there. I happen to like *SteveQuayle.com* – and I know Steve, he has been a friend for many years. I have purchased gold and silver from him. He does a fantastic job. He gets me really high-quality silver. There was a time that I bought silver from another online retailer, one time. I thought I was going to get American Eagles from the U.S. Mint and what they sent me was a bunch of silver ounces that were just like random branded – I did not even know what they were. They were not U.S. Mint silver and I was not happy about that because I know that when it comes time – if I ever have to use these for money, let us say society's collapse and then there is a local farmer's market and you can show up and you can buy things with silver, I want to make sure that the silver I bring is silver that everybody recognizes, like they are going to look at it and say, "Yes, U.S. Mint silver." I do not want to bring something where they are going to say, "Oh, we do not take that silver, whatever that is, some weird Canadian silver or whatever it is." I am not slamming Canadians – and by the way, if you are in Canada, get the silver that your government makes. So translate this into your local area.


If you are in Australia, use Australian silver, you know. If you are in Mexico, use Mexican silver. I am just saying, I am in America. I want American Eagle's U.S. Mint coins that everybody in America recognizes, so that is a key. *SteveQuayle.com* is a great place to get those coins.

Now, there are two things to keep in mind. Number one, Steve is busy. Steve is very, very busy because everybody is trying to get gold and silver and he is not a magical merchant who can wave a magic wand and just find you physical gold and silver the next day at spot price, that does not even exist anymore. If you want physical silver, you are going to pay way over spot price, and that is not Steve price-gouging – that is the market today.

Recently, when silver was at \$14 an ounce, I think the actual going price for physical silver was more like \$20, so you could actually pay \$5 or \$6 an ounce extra of premium in order to get physical silver because nobody wants to let go of their physical silver right now – and same thing is true with gold, except it is a lot more than \$5 or \$6, it is a percentage. It might be a 10% premium, I do not know – just depends on supply and demand.

Steve is not price-gouging you if he quotes you some dollar amount over silver spot price. He is just trying to get it for you and frankly, Steve is so busy he has got a thousand people lined up who want it. If you give him a hard time, he might just not want to do business with you, that is all I am saying. So, be nice, be polite to Steve Quayle, be patient and be willing to pay a lot over spot price because that is the way all the silver dealers are these days – and by the way, I do not have any financial ties to Steve Quayle whatsoever. I am his customer just like you are and I pay the same as what I am describing to you here. In fact, come to think of it, I should probably buy some more silver, but I will wait until I finish this recording. How about that.

**UPDATE:** Be sure to also check pricing with the Treasure Island Precious Metals and Coins company, which offers very competitive pricing on US Mint gold and silver coins, almost always beating other prices you'll find online. See details at [MetalsWithMike.com](http://MetalsWithMike.com) where the founders of the company are Christian patriots. Compare prices and availability, and avoid numismatic coins. Go for US Mint gold and silver at the most competitive prices with real availability, not extended wait times to take delivery. ■



[metalswithmike.com](http://metalswithmike.com)

Prepare for the coming  
financial pandemic  
with **gold** and  
**silver**

“2020  
Has Shown  
You Must  
Prepare for  
the Unexpected”

- Mike Adams

visit [metalswithmike.com](http://metalswithmike.com)

- Physical gold and silver,  
delivered to your door
- Convert your retirement plans  
to physical gold and silver,  
tax and penalty free!



**TREASURE ISLAND**

COINS & PRECIOUS METALS **EST. 1976**





**MIKE:** Now, let us talk about buying land and I know I have spoken about this in the previous chapters here a little bit, do not fall for buying land that is right on the main road where it is – location, location, location. That is no longer what people are looking for. All the malls are collapsing, okay, retail is collapsing. There is no point in buying land next to the road, the main road – that is what is going to get looted and burned.

You want land that is way off the main road – now, that is the real value of land. Land that is out of the way, land that is hard for the zombies to find. So, what you are looking for is land that is way out in the boonies, that is the way we used to say it; land that you have to turn many times on different roads to get to it. It may not

be convenient to drive to the local Walmart, but it is hard for the zombies to find – you have more privacy, you have more security, and of course you want all the obvious things like soil that can be used to grow food.

You want the land to have, if you are in Texas, an agricultural exemption, so you do not pay much taxes on it, and other states have similar types of things. You want land that has a water source, either a well or rainwater catchment or a creek, ponds or something like that – and you want land that has got neighbors that would be good neighbors to have. So, you do not want neighbors that are growing soybeans and are going to spray glyphosate every season. You do not want land right next to a junkyard, some pretty obvious things here.



I like having cattle ranchers as neighbors or other farmers or people who just like to let their land stay wild, like hunting land actually. The nice thing about being next to hunting land is that the hunters, they are actually usually wealthy families who have all this anchorage and then they have their friends come out and do hunting on their land – and I am not a hunter myself. I am not into hunting animals. I shoot steel targets, that is all I shoot.

But the owners of the hunting land, they do not mess with that land. They do not clear-cut the forest, they do not spray pesticides, they basically want it to have an ecosystem for deer and turkey and whatever else they are hunting – hogs in some cases – and so, actually, it is very pristine land. It is kind of the cleanest neighbor that you could have.

You could also have land that backs up to a state park or a forest, federal land or something like that where you just have basic nature behind you, that is also a good idea as well. Keep in mind, when you are looking for land, you are looking for the security and the ability to defend that land against the zombies.

So, if you've got a bunch of zombies coming on to your land or walking down your driveway or trying to get to you or you have a coordinated attack from a gang, let us say, a gang with a warlord and a bunch of AK-47s, how well could you defend that land and how well could you defend the structures? Do you have good observation points, do you have good fields of fire – things like that. All very important to consider and in terms of structures that are on that land, I really strongly recommend avoiding anything that has a luxury-looking house. Number one, it makes you a target, and it is not going to help you. You would rather own something that really fits in with the rural living in your area, which may be lower middle class perhaps. It is not a bad idea to fit in and do not stand out like some rich banker especially when the banks collapse and ruin everybody. They are probably going to be hanging the bankers, so you do not want to be mistaken for a banker that is for sure.

Let us talk about food supplies now, move on to food here. So, for food, of course, it is important to store a certain amount of food and there is a lot of great information about this online. The basics are dried foods like beans and rice and grains and oats, all those kinds of things. They can store often 20 years no problem and then you go to the grocery store and you buy the things that cannot store that long, but you still want olive oil, butter, lard, a lot of oils and fats, things like that. The hard thing is usually storing fruit and getting food sources of vitamin C and I will plug my store – that is one area where we are very strong. We have certified organic freeze-dried fruits like blueberries and mangoes and things like that, Goji berries, as well as many others, and also freeze-dried vegetables like broccoli that you can put into soups and so on. We have certified organic quinoa, which is a high-protein, well, sort of a grain that is not exactly a grain, but it is a complete protein. It is very useful in survival situations.

 **BrighteonStore.com**

**RECEIVE \$10 OFF**

**FOR PURCHASES OF \$150 OR MORE  
AT THE BRIGHTEON STORE**

**PROMO CODE: GLOBALRESET**



[brighteonstore.com](http://brighteonstore.com)



You can find all that at the [HealthRangerStore.com](http://HealthRangerStore.com), just look for all the preparedness foods there. We also sell Ranger Buckets there, which are lab tested, certified, organic storable food buckets with lots of things in them like nuts and grains and chia seeds and almonds, all kinds of things. Go check those out, but you will find a lot of things out there in the food storage business that are pretty dicey. You hear people talking about, "Oh, buy this, you know. Buy the storable food right now, it is on sale. It is \$99" for, I do not know, three months of food or whatever – I do not know what they say these days.

My only advice is read the ingredients of these things because they are terrible. They are just terrible. I have stopped publicly exposing all those food companies because nobody really cares, I suppose. When they are buying food for emergency use, they do not seem to care that it is mostly, it is just, it is soy protein with MSG and salt, and you know artificial flavors and crap like that. I mean, it is really some of the worst stuff. I just encourage you to read the ingredients. There are almost no instant

storable food companies that I would eat. I would not eat their products. Almost all of them have them MSG, which is an excitotoxin sometimes in the form of yeast extract and so on. They are almost all made from genetically modified soy products, high salt, high sugar – not healthy at all.

I would not trust those with my life, I will tell you what. Now, they might be able to get you by in a pinch or maybe if you are used to eating a lot of junk food or something, maybe you eat McDonald's hamburgers every day, then some of that stored food would not be any different because it is junk stored food, it is really what most of it is. I mean, some of it does not even match up to prison food standards, you could not even feed it to school children legally in America – it is basically pigs. It is like animal feed with some clever marketing, so I would not eat that stuff.

But read the ingredients, that is all I am saying. Just promise me, you will read the ingredients before you go buy something, read what is in it. You will be horrified. You will see the partially hydrogenated soybean

oil, the artificial colors, the yeast extract, the monosodium glutamate, the soy – all the soy and all the corn, all genetically modified stuff.

Now, I know a rational person might say, "Well, I don't care if it's GMO in a survival scenario." Okay, but here is the thing, in a survival scenario you are going to be under more stress than usual. You are going to be very physically active. You might be injured and need to heal. You are going to need, in fact, better nutrition than what you are getting now, not worse nutrition. I think it is foolish to think that you are going to live on processed junk food as your survival food during very hard times, high stress times. I think that is silly. You are going to need more nutrition – more fruits, more vegetables, more superfoods, you know, things like Goji berries. That is what you are going to need, and that is what we offer – that is why I offer it, and this is what I stockpile. By the way, I am kind of my own biggest customer. I buy a lot of my own stuff because I get better pricing as you might imagine and that is what I am storing.



So, if things get bad, I am going to eat superfoods. I am going to have superfood smoothies with freeze-dried blueberries and bananas and organic oats blended in to make like a blueberry banana milkshake or something, that is what I am going to do. I am not eating a bunch of GMO soy protein with MSG. No, thank you, not interested.

Now moving on to growing your own food, it is very important to have garden seeds. It is very important to have potatoes that you can use as starters to grow your potatoes. Personally, I would like to grow figs. They are very easy to grow and they start to produce very quickly – usually the very first year you can have figs unlike apple trees or pear trees, which require many years or nut trees, which can be 10 years before you get your first almond or whatever or pecan. So, figs are great, Kumquat trees are great. Look into both of those because you can have fruit the very first year.

I also recommend having some sprouting seeds because you can eat sprouts in four days or three days or sometimes five days depending on the sprout. But sprouts can give you high-density nutrition very, very quickly – and by the way, this is what is interesting, there

is another reason why you should not spray your lawn with pesticides and toxic chemicals. Did you know that if you have a wheat grass juicing machine and you can get a hand cranked one, you just attach it to the side of a table and you can crank it by hand? You can go cut a bunch of lawn clippings – I am not even kidding. You know, dandelions and everything and stuff them in that thing, crank that handle and get yourself some wheat grass juice.



Now, personally, I am not going to wheat grass juice my way through the apocalypse because I hate the way that stuff tastes. But in a survival scenario, if you were starving, would that be nutrition, yes. High-protein nutrition it turns out. You can juice your way back to health. I mean, actually, it is very good for you even though it tastes horrible and if you

have got a clean lawn and you have not been spraying garbage chemicals on it, even if you run out of food, you can start juicing. Start juicing your lawn. I am not saying that it is going to be a pleasant way to survive, not again honey. Juice wheat grass for breakfast, please no. It will get old very quickly. But it is an option, that is all I am saying. There is a lot of wild food options out there.

On my ranch in Texas, for example, there are acorns. You can eat acorns once you process them to get all the bitter molecules out of them. I have got wild cactus fruit, Nepal cactus fruit. I have got wild onions. There are all kinds of wild food all over the country and grass is something that could augment your diet, that can be your superfood. You can literally just have your own superfood for free with a little wheat grass juicer – again, not the most pleasant thing in the world, but it can certainly be healthy – and then remember, the liberals have been paying like \$6, no, more like \$10 an ounce for that stuff, you can make it for free and it is going to be fresh, too.

Now another thought about growing food is that, of course, almost everybody underestimates the amount

[healthrangerstore.com/MineralElectrolyteDrops](http://healthrangerstore.com/MineralElectrolyteDrops)

## PURE, CONCENTRATED MINERALS FOR HEALTH!



- Premium, all-natural mineral formula
- Lab tested for heavy metals, microbiology, and glyphosate



of physical labor that is involved in growing food. It is not easy. I mean, even when I am planting potatoes, it is a workout, hoeing the dirt. Well mostly, it is just moving dirt around, making holes and then setting up the irrigation, all that stuff. It is a lot of work especially if it is hot outside, right, it is a lot of work.

If you have never used a rake or a hoe or a garden trowel, a little garden shovel. If you have never really done gardening, then it is not a good time to try to learn it right in the middle of a survival scenario, you might fail. Most people will fail the first time they try to grow food in a garden – they get disastrous results. I mean, so many things could go wrong. “Oh, the crops froze” or you over watered or you under watered or “Oh my gosh, you wake up the rabbits ate everything.” All your carrots are gone, it is not just a Bugs Bunny cartoon. It actually works that way in the real world, too.



You can have pests. You can have diseases. You can have parasites and bugs and all kinds of things, infesting your garden and yes, that happens all the time. So, if you do not know how to garden you should start gardening now just to get the practice. This is why I got into raising chickens. It was not because I needed more chicken eggs that are farm fresh eggs, although I do enjoy those things – just made an egg cheese sandwich today using the eggs from the chicken house on my property. I decided to learn how to incubate eggs, how to hatch chickens, how to keep them alive, how to keep them healthy, how to grow them all the way to adulthood and collect their eggs and just have a whole sustainable system because I knew that there is a learning curve involved in that and sure enough, there is. The first time you try to grow chickens, you learn that to the rest of nature, your chickens look like chicken McNuggets.

Everything in nature is trying to eat your chickens – every coyote, every neighborhood dog, every falcon, every snake or especially rat snakes. What else, what else is trying to eat all your chickens – yes, possums try to eat your chickens too, wild hogs try to eat them, coyotes try to eat them. Coyotes can clean out your whole chicken house at one night and I came to find that there are very specific strategies you have to use to protect your chickens – and I did not know that the first year

and the same thing about growing food, certain things, you know, how to spray your fig trees with the right substances to stop the little white flies or whatever they are that get on the fig trees.

You need to have practice. So, growing your food is not a small deal, and remember, no matter how much food you have stored, it is not enough to go forever. At some point, you are going to have to start growing food again. At some point, you are going to have to get back to sustainability. So, stored food, the only function is to get you to the point where you are growing food, and growing food is hard. It is really hard to stay alive growing your own food and as a lot of people will discover soon, it is because you expend more calories growing the food than you get from eating the food.

Have you ever grown celery? You ever noticed that all the effort that goes into growing that celery, you do not even get that back when you harvest the celery? Celery gives you – it is like a negative calorie food. It is good for weight loss, I guess and lots of extra fibers – good for juicing. Not good for calories. Grow all the celery you want; you will die of starvation growing celery. A lot of foods are like that. A lot of greens are like that. Even spinach, you cannot live on spinach necessarily. It is a lot of work just to get the greens out.

SAFEGUARD YOUR PERSONAL INFORMATION WITH

## RANGER GEAR RFID BLOCKING SLEEVE PACK

- Provides RFID protection for credit cards, passports, ID cards and more
- Simple, stylish, and secure



[healthrangerstore.com/RFIDWallets](http://healthrangerstore.com/RFIDWallets)

Now, fruit trees can be a good option if you have an established orchard, and nut trees as well, but those take many years to develop and if you think about it, the abundance of the food supply today is due to fossil fuels, cheap energy that drives tractors and monoculture practices that rely on basically pesticides, GMOs, glyphosate, all that garbage – so why is corn so cheap in the marketplace, because there are massive tractors growing rows and rows of corn. They are using GMO corn, spraying glyphosate and spraying artificial fertilizer all over the corn. It is mechanized,

it is automated. Some of these tractors are GPS controlled.

Corn is cheap because of the economies of scale of monoculture farming. The minute that collapses because there is no more diesel fuel, the minute that collapses, corn becomes very, very expensive. If people have to hand harvest it and shuck that corn by hand, not too many people that remember how to shuck corn are alive these days – and shucking corn by the way is very, very hard, hard work. I do not know if you have ever shucked corn. I do not know if you have been a corn shucker, but it is not a fun task. It will tear your hands up real quick – tear those hands right up.

So, there is a lot of things that people are going to discover about food – how precious it is. Every time I go into a city and I see other people eating in a restaurant and just wasting all their food, I am just shocked, absolutely shocked. In the country, we do not waste food like that because we know where food comes from.

All the city people out there, they just order something, eat a third of it and just throw the rest of it away. What, are you out of your mind? I could take that back and feed that to the chickens or feed it to my dogs or I would not have wasted it in the first place. We are actually more mindful about where food comes from because we have that connection with food and the land, and a lot more people are gonna discover that connection or they are going to die trying.

So do not think that growing food is easy and this is why strategic foods growing the ones that have the most payoff of calories of output versus calories of input, that is a critical strategy for surviving all these. I know I could have explained that in a more succinct way, but you get the point.

Grow potatoes. Potatoes will give you the most calories for your effort and with potatoes, you can combine a lot of things. You can combine hamburger if you have neighbors with cattle and you can combine cheese if you have got neighbors with a dairy operation. You can barter silver for cheese. You can have potatoes and cheese or potatoes with cheese and sour cream, whatever. All these things can keep you alive and that is the name of the game here and you can barter potatoes. Just do not get stuck without them.



Potatoes can keep you alive as a lot of Irish people who over the last 175 years made it through difficult times because they had potatoes and then of course there was the potato famine, which is what happens when too many people are growing the exact same crop, which is why crop diversity is important of course. So have a lot of different types of food if you can.

The thing to remember about food is that having food keeps you out of FEMA camps and really this is crucial to remember. This is maybe I should have led off with this point. But, if you run out of food, you will end up in a FEMA camp, which of course is a death camp. They will give you the guillotine or they will turn you into slave labor, whatever, re-education camp. If you do not want to end up in a FEMA camp where you will also be vaccinated, then you need to have food and an ability to grow food and ability to become food self-sustaining, which is very, very difficult. So, the more you store, the more time you have to learn all these things and get your own food supply going. That is why once the collapse begins, I do not recommend that you just live on your stored food forever.

Let us say, you have a one-year supply of stored food. Should you just eat that for the year and then figure out how to start growing food? No. You should immediately start planting food – immediately. So that within, let us say, three to four months, and you have been living on your stored food for that three to four months and probably burning a lot of calories because you are gardening. But within three to four months, you can start harvesting some of the food that you have been planting and then you might be able to, let us say, have 50% of your diet be the food you grew and the other 50% is the stored food that you still have remaining, which is let us say nine months remaining.

But now, since you are only eating your stored food at the 50% rate, that nine months of stored

food now becomes 18 months of stored food because, of course, you are eating the food you are growing and once you are eating the food you are growing, even partially, now everything lasts longer. All your stored food lasts longer, but then you have to get into canning and food preservation, food drying and food salting. So, there is a lot of wisdom to be had in learning how to preserve food.

Canning is the easiest thing to do and that is why your pioneers, your ancestors, probably were into a lot of canning. How do you survive the winters in Idaho or even in Kansas for that matter; how do you make it through the non-growing seasons – you can food and you eat the canned food. You eat canned okra in the South, like in Texas, pickled canned okra – good stuff. Okra grows easily, it is easy to harvest, it is easy to can. You can chicken meat, you can peaches, you can all kinds of fruits and vegetables and meats and preserve it so that you can eat it later – and that is the way that your ancestors survived.

So, learn about canning, learn about salting and learn about smoking. You can build a smoke house, you can smoke meats, for example, you can salt meats, you can use pickling, you can pickle more than just cucumbers by the way – you can pickle okra like I was just mentioning and lots of things, and you could pickle radishes, things like that and then of course also drying. You can sun dry many foods and preserve them that way and this is why, by the way, it is a great idea to have a lot of salt.

[healthrangerstore.com/ChiefOriginalsAstaxanthin](http://healthrangerstore.com/ChiefOriginalsAstaxanthin)

## EXPERIENCE MOTHER NATURE'S MOST POWERFUL ANTIOXIDANT WITH **CHIEF ORIGINALS® ASTAXANTHIN SOFTGELS!**

- Sustainably grown in a controlled environment with no exposure to open-air pollution or contamination
- 6,000x stronger antioxidant power than vitamin C, 550x stronger than vitamin E, and 800x better at singlet oxygen quenching than CoQ10
- Lab tested for glyphosate, heavy metals and microbiology



**BACK IN STOCK!**





So, one of the things that I have stockpiled is Himalayan salt. I have got pallets of it and I mean part of the reason I have pallets of it – and a pallet of Himalayan salt weighs about 5,000 pounds, by the way. They are really heavy because it is salt, it is like rock. But I have got, I do not know, how many thousand pounds of salt. The reason I have is because we sell it and so when I purchase salt, I purchase it by the 20-foot container load. It is imported from, where is it coming from actually, I think it is from Pakistan, come to think of it. I think it is from Pakistan.

Anyway, we get like a 20-foot container of salt, which is tens of thousands of pounds and then most of that salt goes to the Health Ranger Store warehouse and we sell that to the public and then I keep pallets at my ranch just because I know how important salt is. So, salt is a barter item. You can trade salt. When people run out of salt, they are going to be in a panic, trust me.

But salt is not only essential for human health, it is also good as a food preservative, salting meats for example. So, you can always trade salt. You can never have too much salt and you know, a good thing about salt is that it never goes bad as long as you keep it dry. If you get it wet, obviously, then it is going to be a problem as salt dissolves in water, obviously. But as long as you keep it dry, it stores for millions and millions of years because, well, it is just sodium chloride. It is just a crystalline lattice of molecules and it is not going anywhere. It is not going to break down. It is already almost in just a pure elemental form and when they mined salt out of the salt caves in Pakistan and other places, India, wherever, they are mining salt that has been there for millions of years, which is why it is very clean. By the way, it does not have any of the modern-day pollutants.

So, I have got salt from millions of years ago, which is pretty awesome and actually storing salt is not a horrible idea. It is just not the most valuable thing in terms of the weight and the space. It is very heavy for its value, but its value will go up dramatically in the future. So, some people like to buy gold ETFs, some people like to invest in Bitcoin. I buy pallets of salt because I know where this is going. I know how valuable that is going to be.

Now to kind of wrap up the whole food category here, do not forget about garden tools. Having good garden tools is priceless and the garden tools that you buy at Walmart are total crap. If you actually try to use them, they will break in less than one season typically. So, you have not really bought garden tools, you have bought like temporary toys or something. Invest in very good garden tools that you can use for 20 years because you are going to be putting these to work and just like you should have some good hand tools like a hand saw or maybe a hand drill, things like that. Get some good garden tools. You will absolutely need them during the collapse and they are going to be very hard to get.

Not a lot of people make tools anymore, do they? You do not have the old blacksmith hanging out at the town square. These are all coming from China. China is going to be collapsed. You would not be able to get garden tools until the blacksmiths come back online. They are going to be charging an arm and a leg for garden tools or for anything frankly. So, stock up now while you can get the good stuff for very little money. ■

**MIKE:** Next, we are going to talk about night vision. Get into some gear for you here using night vision, how to use it properly on a rifle, what sort of night vision you should get. So, first let me give you the website where I recommend you purchase night vision and that is *ReadyMadeResources.com* – Bob Griswold there, he is a patriot, great guy, he knows night vision inside and out, he gets good deals, he has got all kinds of stuff.

Ideally, what you want on night vision is a white phosphorous, high-grade, like a helicopter pilot quality, binocular night vision system, a Gen 3 or better tubes, like Gen 3 Plus, is what they are often called. You do not want Gen 1 tubes, you do not want Gen 2 tubes. You want Gen 3 or better.

Now, the problem with this is that a set of binoculars like that with the white phosphorus, the Gen 3 and all that, it is going to cost you crazy amounts of money and like, you do not even want me to tell you how much those cost. So, I will give you some alternatives, but those will be about \$7,000 to \$8,000, yes, I am not even kidding.

That is why, I do not own very many sets of those because it is just too much money. You've got to have at least a one primary set, ideally, but if you do not have that kind of money – and I understand money is tight – you can go with a monocular, what is called a PVS-14. A PVS-14 might only set you back around \$3,000 or

so maybe \$3,500 and it goes up to one eye. You can hold it up to your eye or you can mount it on a helmet where it pivots down, so you have one eye with night vision and one eye without night vision and in that configuration, it can still be very, very useful.

Some people mount them on rifles where they mount them in front of their optics that is toward the barrel end and then their optics are looking through the PVS-14. Personally, I do not like that setup because it means you have to point your rifle at someone if you want to look at them and that violates the firearm safety fundamentals. So, I do not like putting night vision optics on rifles, frankly, but I understand there might be circumstances where that makes sense, like if you have been assigned to look through your rifle optics for six hours as some kind of a nightwatchman or something, it might make sense to just slap the night vision on the rifle, I get it. But for normal walking around perimeter defense, engaging in fights with zombies, what have you, you do not want your night vision on the rifle. You want it on your head.

Now, that means you are going to need to look through your night vision and through the red dot optic on your rifle in order to engage a target. That is a very important discussion here and I am not going to make this too technical, but let me explain something about night vision and engaging targets.



In Texas, a lot of people go hog hunting. It is kind of a hobby. I do not do it because I am not into killing things, I am not a hunter, but a lot of people are and they use an infrared designator's color infrared laser. Now, an infrared laser, it is a device that mounts on the end of your rifle that shoots out a laser but instead of being visibly red, it is only infrared, which means it is visible to night vision gear and so they are sending out a beam that puts a dot on their intended target, which might be a wild hog and so they just put the dot on the hog and then they pull the trigger and they shoot the hog that way and you have to sight your rifle in so that your bullets, your trajectory is lined up with the infrared designator.

They also typically have infrared illuminators, which is like a flashlight, but it is infrared light only, which is the same thing that a lot of like motion detector security cameras have these days.



They light up with infrared and it is like a spotlight. So, they have these on the end of the rifles too so they can light up a bunch of hogs that might be 50 yards away, let us say, and then with their night vision they can see all those hogs as if a spotlight were on them and then they can put their designator, their infrared laser, on one of the hogs and pull the trigger and shoot the hog.

So this is how hog hunting works in Texas with night vision and it is a very common thing, by the way. I get the feeling that half the night vision sold in America is probably sold to hog hunters, maybe in Texas, who knows, but this technique through extensive discussions with many people about this topic, I have come to the conclusion that this technique will get you killed when you are facing something other than hogs.

When you are facing, let us say, zombies, there is a very good likelihood that some of those zombies will themselves have night vision gear like a PVS-14 or maybe a binocular night vision rig like I described earlier – the \$7000 to \$8000 rigs. If they are wearing something like that and if you turn on your infrared illuminator, you will be basically announcing “Here I am,” because it is like turning on a flashlight in the middle of a dark forest. You know, you turn on the flashlight everybody knows where you are. “Oh, there you are, you’re holding a flashlight.”

So if you are using infrared illuminators or

designators and your enemy has night vision, you are basically just telling them exactly where you are, thus the conclusion from this is do not plan to use infrared illuminators and designators in the collapse because the enemy will probably have night vision, got it? This is a very important point. It actually took me a lot of asking around, talking and even trying things out and so on, doing experiments with night vision.

To get to this conclusion, it is very important, do not use infrared illuminators on your rifles in a survival scenario – instead, you need to stay in passive mode. In passive mode, you are not projecting any light from your rifle. You do not have a flashlight on, you do not have an infrared light on, nothing. No lasers, nothing. You are in stealth mode. What you do is you look through a red dot sight on your rifle using your night vision.

So, if you have binocular night vision and most people are right-handed, so they are looking through their red dot sight with their right eye, so I will give you that description here. If you have binocular night vision then you are leaning into your rifle, so that your right eye night vision module is lined up with the red dot sight, so you can see the cross hairs or the reticle or the dot or whatever you have in that red dot sight. You can then see your target and you can see the cross hairs over your target. You can then engage targets using that system.



## CHIEF ORIGINALS NON-GMO VITAMIN C



- Therapeutic grade, pure vitamin C and non-acidic buffered vitamin C
- Lab tested for glyphosate, heavy metals, and microbiology
- Manufactured in the United Kingdom and highly bioavailable

So if you have a PVS-14, which only covers one eye, you would probably want to put it on your right eye if you are a right-handed shooter or put it on your left eye if you are a left-handed shooter, so you can look through your optics. There are two things to keep in mind when you do this. Number one, you would not be able to get your face as low onto your rifle with the cheek weld because you are wearing all these optics gear, so you are going to have to have a Riser Mount and put your optic on top of a Riser Mount. I like to use the EOTech Red Dot Sight because the EOTech has a big window and so I do, I think it is a half-inch riser, a Picatinny Riser that I attach on there and then I put the EOTech Sight on top of the riser and then I can look through that with my night vision and I can see the red dot sight and I can see the target and it is all good, it is all in focus. It works really, really well.

But in order to do that, you have to move that sight a little bit more forward on your rifle to make space for your night vision gear to be able to get behind it. So, I hope this is all making sense. You got to raise your red dot sight a little bit and you got to move it forward a little bit on the rails on your rifle in order for this to work. But once you have this worked out, and this is the way I run it, and you are wearing white phosphorus night vision binoculars with a helmet rig – and I will talk about the helmets here in a second – and you have got your rifle and you have got your red sight, you can walk around in stealth mode, people who do not have night vision cannot see you at all.

People who do have night vision are still going to have trouble seeing you because you are not lighting up anything and you are not broadcasting your position, so you can still move with a sense of stealth, use cover and concealment, right, stay low, hide behind buildings and cars, whatever. You can still move around and because you have this binocular night vision, you have stereoscopic vision, which enables you to navigate the situation well, so you do not knock into things and stumble and fall over things. I do not know if you have ever used a monocular night vision where both eyes come together to have one monocular in the center like a Cyclops-looking thing. It is very hard to walk around with that because you do not have stereo vision, but with the high-end night vision rigs, like you get from *ReadyMadeResources.com*, you have stereo vision, so you still have the ability to gauge depth perception, which is critical – it is absolutely critical.

By the way, you should practice with these, so find some activity that you do at night. Maybe it is walking around, maybe it is taking out the trash, maybe it is, I do not know, carrying groceries from your car to your garage, I do not know what it is. Find some activity that you do at night and make a commitment to do it wearing night vision and the reason you are doing that is because you need to practice moving with your night vision on. You actually have to rewire your brain a little bit to get used to it.

There is a little bit of extra weight on your head. You do not have things in focus that are closeup to you, the focus is usually just far away focus, so it is a little more difficult to handle things that are right up close to you such as reloading a rifle by the way, which is why it is good to practice reloading your rifle and shooting and moving with night vision on at night and this is why practice makes sense and pistols are very difficult to use in this scenario because you cannot really see the sights. They are not really in focus. Night vision and pistols suck. A rifle with a red dot sight works much better, but this is an argument for putting a red dot sight on your pistol because you can then use it with night vision.

So, I do run some pistols with red dot sights for that very reason. They are kind of the night stealth pistols, whereas in a normal operation daytime, I do not run red dot sights on any of my pistols. I do not like them. It takes too long to find the damn dot. As far as I am concerned, I would rather just have iron sights – but for night vision, pistol red dots can make a lot of sense.

So these are all very important things to keep in mind, but once you get good at this, you can walk around in seemingly pitch dark although it cannot be actually pitch dark. There has to be some amount of light to magnify, right? But you can walk around at night and if you have the white phosphor tubes, to you, basically, it looks like you are just walking around in a winter snow scene that is broad daylight. You can see everything just like it is broad daylight and you could engage targets, you could maneuver, you can escape, you can do all kinds of things.

Now night vision is the key game changer for the collapse. I have talked to a lot of people about this, including Bob Griswold at *ReadyMadeResources.com*, and we all believe that most of the zombies would not have night vision. The only people who will have night vision will typically be operators, former military, some cops or SWAT team people, things like that. Most of those people will be "good guys" in the sense that they are pro-America and working to support the rule of law.

So the good news is if you run into other people who have night vision, there is a decent chance that they are decent people. I know it is kind of funny, it is like the night vision is now the delineation between zombie mobs versus good people, but truth be told most of the people who have night vision are going to be pro-law and order people because night vision is very, very expensive to acquire. Most of the zombies would not have



night vision and if you ever need to engage the zombies, let us say, they are on your property and they are threatening you and there are hundreds of them or something and they are camping out for the night, and you know, they are going to raid you in the morning and burn your house down and rape your dog and steal your food, whatever else they are going to do, then you can pop on those night vision devices at night once it is sufficiently dark, put your suppressor on your rifle, get yourself some subsonic ammo, and you can just start walking around and popping them off.

You can take them all out at night even from distance. You could be a hundred yards away, that is a very easy shot with a rifle even with subsonic rounds. Hundred yards away, they would not even know what is happening. I mean, there will be a lot of screaming because subsonic rounds do not instantly kill people. You will be wounding people, they will be bleeding out, things like that, but you will be sowing chaos in the ranks of the enemy. There is no doubt about that. You will have the advantage, the night advantage and even better, and I will talk about this. If you and a buddy both have night vision, you are not just by yourself and you have comms – which we will talk about as well – then you can communicate with each other through your earpieces, you can both see each other, you can maneuver, you are two effective night vision-wearing people can literally eliminate 100 zombies or more in a matter of just a few minutes.

[healthrangerstore.com/ChlorellaPowderTablets](http://healthrangerstore.com/ChlorellaPowderTablets)

**ORGANIC CLEAN CHLORELLA SL POWDER AND TABS**

- 10x more chlorophyll than alfalfa
- 15x the phosphorous content of spinach
- 30x the magnesium content of milk
- Lab tested for glyphosate, heavy metals, and microbiology



The advantage is supreme to be able to see at night and even if the bad guys have flashlights, that is not the same as having night vision. First of all, when they have flashlights, whoever lights up their flashlights, that is who you shoot first, and then they would drop the flashlights and when they have flashlights, they are going to be waving that light around in other people's eyes and it is very hard for people to navigate in the dark when other people have flashlights that they always wave around in people's eyes.

You know, most people do not have flashlight discipline. You ever gone out camping or walking, whatever at night with people who are carrying flashlights and you ask them a question, they turn to you to ask the question, and they just shine that light right in your eyes when they are talking to you. That is not good light discipline. Experienced people do not do that. You do not blind someone with a flashlight when you are talking to them, but that is the way most normal people operate. They shine the light on whatever they are talking to, which is other people, so they

are blinding each other while you are sitting in a dark hole 100 meters away just taking them out because you have night vision and you have got a rifle set up and you have got subsonic rounds and all that. They do not even know where those rounds are coming from.

By the way, just in case you are wondering, here is the best setup to actually do this. You want a rifle that shoots 300 blackout rounds and the 300 blackout rounds usually are 220-grain when they are subsonic. It is a lot of mass for a bullet. When you use a 220-grain round, they are typically subsonic out of a 16-inch barrel, which means they are traveling less than about 1,050, you know, 1,050 feet per second.

If you want to be sure that they are subsonic and never break the sound barrier, you can use a little bit of a shorter barrel. You can go to a 14-inch barrel and go to a pistol setup with an arm brace, but here is the kicker – you know what the loudest thing is in a subsonic rifle shooting subsonic rounds, guess what is the loudest part

of that? The answer is the bolt carrier group, the action. It is cycling the bolt carrier group, and it is making a very loud clacking sound. It is the sound of metal hitting on metal because that is exactly what is happening.

If you want a quiet 300 blackout rifle or pistol, even based on an AR platform, the secret is to get yourself a bolt action, and you can get bolt action kits where you can take your normal AR. I have got one of these by the way. It is pretty cool. You can take your normal AR, you replace the bolt, the bolt carrier group, with this kind of slide-in bolt operated setup.

**GROOVY BEE®**  
**DETOX**  
**FOOT**  
**PADS**

LABORATORY VERIFIED

10 FOOT PADS

healthrangerstore.com/GroovyBeeDetoxFootPads



Basically, you are turning your AR-15 into a bolt gun, which by the way, also makes it compliant in California and other places like that, so that is an interesting thing. But the reason I do it is because it makes a very, very quiet gun, very quiet. It is almost imperceptible unless you are really close to it. You do not have the big clacking sound of the action cycling. With this kind of a bolt gun, you can pop off rounds and take out aggressors who are threatening you on your property. For example, you can take them out and they really have no idea where you are. They cannot hear you. They really cannot hear a loud bang. They really cannot hear the bullets even coming because they are all subsonic.

The disadvantage of this technique – and it is a significant disadvantage – is when bullets are flying at slower than the speed of sound, they have a lot less energy than they normally do. So, they do not do nearly as much damage. You might get a lot of hits, but they are not causing the tissue trauma that a normal high-velocity round would induce.

One of the advantages of rifle rounds over pistol rounds is that rifle rounds are moving very, very fast, typically like 2,500 feet per second, whereas a pistol round, a 9 mm might only be moving at 1,200 feet per second.

So if you are taking your bullet subsonic, you are moving them way down in the velocity scale to where they have a lot less energy because remember energy is one half mass times velocity squared, so if you cut the velocity in half, you are reducing the energy by 75%. That is significant, so that is why you have to have a high-mass bullet

when you are doing this. So you want a high mass 220-grain 300 blackout bullet, so that even though you have got a lot less velocity, you have a lot more mass and that is the only way you can make up for that.

In other words, what you would really want in this scenario is a big, big, heavy bullet like, let us say theoretically, a subsonic 50 caliber bullet or something, which would be a very strange gun, I do not think anything like that exists, but a subsonic 50 cal with a bolt action. That would be the ultimate stealth gun. The other major disadvantage though is that your range is very, very limited because of your bullet drop, so because you have low velocity, you do not have the ability to push those bullets out very far. Your trajectory is not flat, in other words. It is very, very arced. You are going to have bullet drop that is substantial.

Now, I have actually done the research on this. I have run a bunch of ballistic calculations on this and I have discovered that if you use those 220-grain 300 blackout bullets just below the speed of sound, you can actually get as much as 800 yards out of them, which is surprising to a lot of people. However, your accuracy is crap because the bullets are always subsonic and they are probably tumbling. So, I do not know what your hit chances are going to be out at 800 yards. You might be lucky to hit the side of a truck or something. You are not going to be able to put rounds in a very small target at 800 yards or not even probably 300 yards. So, for subsonic rounds, you should probably consider staying well under 200 yards, but still, if you are under attack and you have got night vision and you got your subsonic rifle set up – and you can take out the bad guys before they can even find you, this is a very effective way to do it.

The only other disadvantage to keep in mind is a bolt action rifle is very slow to fire because you have to manually cycle the bolt after every round, right, so it is not a semiautomatic firearm at that point. It does not auto load the next round. So, if you get into a fire fight where they are coming in close, maybe they found you and they are coming

in close and attacking you, you do not want to bolt action at that point. You would really rather have just a full-blown semi-auto AR-15 at that point. So keep that in mind.

There are always trade-offs in these things. If you think you can be Mr. Stealth and you got your ghillie suit and you are creeping around in the bushes and you think they are never going to find you and it does not matter whether your fire rate is fast or slow, then this bolt action approach with night vision can be very, very effective. If they find you, you'd better hope you have a second rifle with you that has got a faster fire rate because you might need it. So, just keep all these things in mind.

Again, this information is for collapse scenarios. We are talking about life and death here. That is why I am giving you all these details and as you can tell, I have gone through a lot of this, a lot of training, a lot of discussions, a lot of trying out different equipment and I have found what works and what does not work – for example, if you are firing regular, let us say, AR-15 rounds, you can put a suppressor on it still loud, very, very loud, why, because the bullets are traveling faster than the speed of sound and your rifle is cycling with that really loud metal clacking sound. So, you are not in stealth mode at all. I mean, people who watch Hollywood movies, they think, "Oh, I put a suppressor on it and now it just goes, futh, futh, futh and it is super quiet, super covert," no, it is not like that at all. In fact, when I train with a suppressor, I am still wearing hearing protection because the crack of the bullet traveling faster

than the speed of sound is painful to unprotected ears. That is how loud it is. You are not stealthy at all unless you are underneath the speed of sound with the velocity of your bullets. You got that.

Now, by the way, there is an argument to be made here for a 45-caliber rifle. In other words, a pistol caliber rifle that fires 45 auto rounds, which is kind of a similar approach to doing a 220-grain 300 blackout round. The 45 rounds are typically subsonic. They are pretty heavy and you are not going to have range no matter what because you are staying subsonic. So, you might look into a 45-caliber rifle that is bolt action for this purpose. That is another thing to look.

Now, again, just to reiterate, there is really nothing off the shelf that is set up this way. You are going to have to pull this together. I do not even remember who sells the kits to turn your AR-15 into a bolt action rifle. But if you search on *DuckDuckGo.com*, you can find those kits and they work.

They are perfectly fine and I do recommend the 300 blackout over a 45 auto setup because I think the 300 blackout has better flight ballistics by the way, which is just a better shape of bullet. It is more aerodynamic, but it is worth considering both and I wish they made a 50-Cal subsonic round and a 50-Cal bolt action rifle that was not crazy heavy just to fire subsonic rounds that do not really have much gunpowder in them, so you would not need to be able to handle the normal chamber pressures of a 50-Cal 660-grain round or whatever.



# CLEANEST CHLORELLA

(POWDER/TABS) ON THE MARKET

- A superior source of antioxidants, vitamins, and minerals
- Support your body's natural elimination of toxic elements
- Lab-tested for heavy metals, glyphosate, and microbiology



I would like to have a 50-Cal like a short barreled rifle with a 600-grain bullet traveling at 1,000 feet per second with a suppressor bolt action, kind of lightweight. I mean, it would not really be that light, but I think that would be great. There is something out there I think it is called the Beowulf round and there are some others that I have not really looked into, some kind of odd caliber rounds that might be useful for that kind of thing, but you would probably have to self-load those. You do your own custom reloading and that gets into a whole big hassle that I am not going to go into here. But I hope I have given you some good information here.



Now, let me talk about the Sionyx Aurora camera. This is the budget version of night vision and it is actually a really good consideration. Sionyx, which is spelled as S-I-O-N-Y-X, makes these low-light cameras, one of them is called the Aurora Black and another one is called the Aurora Sport – and I have checked these out. I own a couple. They are very good. They are only a few hundred

dollars and under the next best thing to a PVS-14. They are kind of like budget night vision and they really do work well.

They light up the night in quite a remarkable way and they can shoot video and they can take pictures and you can just use them as observation devices. They are very, very good. They are not as good as the PVS-14, but if you do not have 3 grand to spend – maybe your budget is only \$300 – you could start with this. They are great observation devices and the reason I have this is because I figure if I am in a survival scenario, I am going to have other people around that need to do nightwatch duties and I want them to have something like the Sionyx, so they can do a nightwatch. I do not necessarily want to give them my binocular white phosphorous night vision rig that costs \$8,000 because what happens if they break it? Now, if they break a \$300 Sionyx camera, that is not such a big deal.

Let us cover helmets for a little bit here. I do not recommend ballistic helmets, which are helmets that block bullets – they are really heavy, uncomfortable, probably not going to help you that much actually in the big picture here, but you do need helmets that can carry the night vision gear. And one of the most popular helmets out there is called Team Wendy. That is the manufacturer, Team Wendy, I do not know why they are named that and they have a helmet called the LTP. I think it means lightweight tactical polymer. It is basically a plastic helmet, but

way better than just standard plastic. It is tough polymer.

It will protect your head from a lot of things and they are around \$300 or so and what you want to get is one that has got the capacity to take a Wilcox G24 Mount – and I think that is standard on these helmets, at least the version two helmets, the G24 Mount from Wilcox is what interfaces between your helmet and most night vision devices, and that G24 mount can be pretty expensive all by itself by the way. I have seen them at \$600 or \$700.

So, you know, going with a helmet-mounted, night vision rig full setup can run you like \$9,000, you know, all said and done. It is not a cheap thing to do. There are other helmets that also work – Team Wendy is not the only one. I have seen a variety of helmets. If you really want to go cheap on these, you can look for airsoft helmets that are kind of cheaper knockoffs of this, including airsoft-rated G24 mounts, which might work, but I would not trust my life to them, you know what I mean.

GLYPHOSATE-TESTED ORGANIC FREEZE DRIED  
**ALOE VERA  
EXTRACT POWDER**



[healthrangerstore.com/AloeVera](http://healthrangerstore.com/AloeVera)

This is where you do not want to buy cheap. You want to buy good because you want to buy once instead of twice and you do not want stuff to break when the zombies are coming. So, it is worth having a Team Wendy helmet and a G-24 Mount and a good night vision device – that is my summary of all of that.

Again, the Aurora camera from Sionyx is the entry level on this, a few hundred dollars. The PVS-14 is a monocular that is maybe \$3,000 and then the full blown, binocular, night vision, high-end, white phosphorous Gen 3 Plus devices, head-mounted, those are going to be upwards of \$7000 or \$8,000 and buy as much as you can afford is what I would say. That is what I do.

It is funny, you do not know me personally even if you listen to my podcasts. You may not know sort of what my personal lifestyle is, but I am not into luxury things. I am not into buying a luxury house or a luxury car or luxury clothing or jewelry. I do not wear any jewelry. I am not into luxury things. I am not into signs of wealth like fashion, whatever – and neither is my wife. She does not own any fashion purses.

We do put money into good gear. We put money into investing in expanding the Health Ranger Store, for example – we own our own building, we own all our own equipment, and so on because we do not want to live on debt and we do not waste money on frivolous things that are brand names and I do not know. What does it matter if I am walking around in a \$5,000 suit or a \$19 Carhartt t-shirt, it does not make any difference at all. I am not into fancy clothes. I am not into fancy anything. I am into stuff that works and so that is why I have good gear, that is where you will see that I am spending money, my own personal finances is on investing in good-quality gear, good firearms, good optics. I will spend \$3,500 or more on a rifle scope with a Tremor3 Reticle in it, for example, long range, a Schmidt&Bender type of scope – yes, I will drop thousands of dollars on that. To me that is a good investment. But I would not spend thousands of dollars on a pair of shoes or a bag or something like that or luggage. That is just silly. I am not into brand names. ■



**INTRODUCING**  
**COLLOIDAL SILVER**  
**EXTRA STRENGTH SPRAY**

- Give yourself an extra layer of protection against external threats
- Formulated with colloidal silver, ionic silver and pristine Texas rainwater
- Lab tested for purity, heavy metals and microbiology

**MADE IN THE USA**

**LABORATORY VERIFIED**



healthrangerstore.com/ColloidalSilverSpray



**MIKE:** All right, if I have missed anything in this topic, I will come back to it. But, I want to move on to backup power because we talked about power as being one of the core things that you need.

When the power grid goes down, how will you have power? Well, I have investigated this issue at length – as you might imagine, because that is what I do. You can probably tell by now that I go into deep-dive research on all these topics and I try things out. Well, I have tried out a lot of things in the area of backup power, and I have wasted a lot of money on things that failed and I have found what works. That is what I am going to share with you right here.

The first thing to note is that if you have a solar array, which is on your roof, let us say, and it is providing some amount of power to your house, that solar array is useless in a collapse because they are all grid-tied systems and they all shut down when the grid shuts down 100%. There is no such thing as one of those systems that you can keep using when the grid goes down.

There are going to be a lot of solar owners who are shocked to find this out when it all hits the fan, but your solar systems are designed to shut down so that they do not send power upstream to the linemen who are working for the power company repairing downed lines upstream, because you do not want to hurt those men who are doing a very tough and very dangerous job, by the way, and usually a thankless job in the middle of a freaking hurricane while everybody complains, “The power is out, the power.” Well, why do not you come out and try to help fix it? This is not magic. The lines have to connect. So, God bless the lineman and maybe a few linewomen as well, but mostly they are men.

In any case, you can have what is called an off-grid system, which is a completely disconnected system, totally off grid. Those systems are horrible because they all rely on batteries, which are using ancient technology, basically lead acid batteries, that are more expensive to maintain and replace than it would be to just buy the electricity from the power company in the first place.

So, off-grid systems, the technology is just not there to make it worthwhile. I have run the numbers on all these, I have done the spreadsheets, it does not work. Off-grid systems are a joke. In fact, we have tried some equipment at certain offices and it just does not even work. We have had Sunny Boy equipment, it does not even work. Just, I do not know what to tell you, that was a waste.

But here is something that does work. You buy a tractor, a 1970s John Deere tractor, that is what I like to buy and why 1970s – yes, you pick any year, the 1970s – those are good tractors. They are made of real metal parts, you can usually fix them and they do not have complex electronics that would go down in an EMP or a solar flare – and today’s John Deere tractors, by the way, they have to have software downloads and authorization from the John Deere Headquarters before you can even start the tractor. You do not even own it. They would not even let you start your tractor unless the tractor checks in with headquarters – yes, that is how crazy it is. Well, they did not do that in the 1970s. You have the key and all the keys are the same, by the way. You can start any John Deere tractor and as long as you can feed it diesel, you can run that tractor.



Now, what does this have to do with power? Well, every tractor has a PTO. It is called the power takeoff, that is that rotating cylinder at the bottom side of the back end of the tractor. Now, the PTO is what drives of course equipment such as combines and balers and fertilizers, sprayers and so on. The PTO is a transfer of power to whatever you have attached to the back of the tractor. You can buy a PTO power generator that is very inexpensive – and I have done the research and I have bought them and I have set them up and I have done all this myself and it totally works – and here is what to buy: it is called WINCO, W-I-N-C-O. The website is *WincoGen.com*, W-I-N-C-O-G-E-N.com.

You can get a WINCO generator on the cheap. They are very inexpensive. You can get a 50 kW generator for, I think I paid like \$3,500 or something. It was not expensive at all and you might say, “50 kW, that seems really cheap” because if you bought a diesel generator, let us say that is 50 kW, you would spend \$20,000 or something,

typically. How can this be only \$3,000-plus. Well, the answer is there is no engine in it. You attach it to your tractor. Your tractor is the engine. Your tractor has already got a diesel engine in it, and you can pick up an old John Deere tractor for like \$10,000.

You not only have then an engine for your generator, you also have a tractor that you can use for plowing fields or whatever, right. It might even have a bucket on it. You can use it to move dirt around, get a tractor with a bucket on the front, hydraulic bucket. Get a good John Deere tractor, attach a WINCO generator, you now have the ability to generate electricity very, very inexpensively.

Now, this WINCO generator has plugs, high-voltage plugs, so you will attach a very big cable to it and then you will run that cable over to your power grid connection for your home or your ranch or whatever you have. You will have to have an electrician come out and install a transfer switch. The transfer switch will transfer your local power grid, it will disconnect you from the grid and it will connect you to this cable that is connected to the WINCO generator on your tractor. So, what you have been able to do then is have a transfer switch that takes you off the grid and puts you on your tractor.

From that point, you can run 24/7 and you just feed fuel into your John Deere tractor and you will have electricity. Now, combined with this, you may wonder how much fuel does it

need – it turns out it only needs as much fuel as the electricity you are using. So, the way generators work – not to get into too much of the physics here – but the more power you draw, the more resistance there is at the spinning of the generator, which means there is more resistance on the PTO; which means the tractor is burning more diesel fuel to keep up the RPMs. In other words, if you are not using much electricity, it would not use much diesel. If you use a lot of electricity, it will burn more diesel to keep up the RPMs and provide the power. In other words, the tractor is self-adjusting to the amount of electricity that you are using.

**PROTECT YOUR EYES**  
WITH OUR NEW GROOVY BEE® BLUE LIGHT BLOCKING AMBER GLASSES!

**NEW! INCLUDES FREE CASE**

A pair of black Groovy Bee sunglasses with a red starburst graphic that says "NEW! INCLUDES FREE CASE". The sunglasses are shown from a side profile, highlighting the wrap-around design and the dark lenses.A large QR code located at the bottom of the advertisement, which likely links to the Groovy Bee website or a promotional page.

A lot of people do not realize this. They think it is the same amount of fuel regardless of whether you are using a lot of power or not – that is not true at all. It uses very little fuel unless you are using a lot of power. So, if you need to run something big like a freezer – a big freezer motor – it is going to use more fuel. If you turn off your freezer and you are just using this, I do not know, to charge up your cell phone and run a couple of home computers or something, it is not going to use hardly any fuel and power a few lights, whatever, hardly any fuel at all – and what you can do, because you are living in a rural area, right, because we already went through Chapters 1 and 2 here – you can get a diesel fuel tank on your property, maybe a 500-gallon tank, maybe a 1,000-gallon tank or maybe multiple tanks, I do not know.

Diesel fuel is very safe to store. Diesel fuel is hard to burn. It is not like gasoline, which is dangerous and explosive. Diesel fuel does not explode so much that if you pour diesel into a cup and light a match on top of that, the diesel would not even burn – and I am not saying you



should do this. I am just describing to you that diesel's flashpoint is much higher than that.

Now, you would not pour gasoline into a cup and light it because it would explode, but diesel does not. Diesel is hard to burn, diesel is not very volatile, diesel does not even evaporate very easily at all. You can leave a diesel container open for months and you come back to it, "Oh, my God, I left the lid off." The diesel is still there – why, because diesel basically does not evaporate. It is a crude petroleum product, stores for long period of time, it is very safe to store. So, you can have a 1,000-gallon diesel tank – 1,000 gallons of diesel that will power your tractor and your generator possibly for months if you use electricity sparingly, which you should during a collapse. So, this could get you by even for six months or may be even a year if you are very careful with it even without any power grid.

In other words, diesel fuel is kind of like a compact form of stored electricity and if you have a John Deere tractor and you have a WINCO generator, you can convert diesel into electricity. That is much better than relying on solar. Not to say that you could not have also some backup small solar panels for doing things like charging your cell phone. Those little portable solar kits are fine, but you cannot rely on solar to power your house or your refrigerator or anything like that because it might be a cloudy day, it might be winter where the sun is not out for many hours in a day, right? You may not have enough amps.

[groovybee.com/CoconutMilkPowder](http://groovybee.com/CoconutMilkPowder)

## GROOVY BEE<sup>®</sup> ORGANIC COCONUT MILK POWDER



- Bursting with flavor and healthy fats (MCTs)
- NO artificial flavors or additives
- Carefully and ethically sourced from the Philippines
- Lab-tested for glyphosate, heavy metals, and microbiology



Most people really do not have a very big solar array. They throw a couple of panels on the roof and think they have joined the solar revolution – no you have not. You are only generating about 150 W of power, which is not very much when your hairdryer uses 1,500. Your Vitamix blender uses 1,500 W or more. So, your little 150 W solar power panels on the roof really do not make much of a difference at all and when thinking about power, make sure that you do use it sparingly.

The other thing is, if you are in a grid down scenario, you do not want to have lights on in your house where other people can see them because they are thinking, “Oh, whoa, there is somebody with a generator,” right, and they want that. So, you do need to practice light discipline and you need to have a budget. You need to be very careful to stretch out your power supplies for the longest time possible – and what are some good things to run on your backup emergency power, well things like radios, communications equipment, so you can tune in and maybe find out what is going on. It is a good idea to charge up, maybe you have got rechargeable 18650 batteries for your flashlights or something.

Run your battery chargers, but use it sparingly and have a one-hour window of when you are going to use electricity for the day and only run the tractor for that one hour. The rest of the time is lights out and if you have got a freezer full of food, you need to dump that freezer as soon as possible because it

**“Number one, the ethanol in the gasoline ruins the generators and ruins the motors. So, I do not like gasoline generators. I do not even like diesel generators. I like the PTO generators that attach to a tractor.”**

uses a lot of juice, lot of power – and you need to dry that food or preserve it or can it or salt it or smoke it or eat it. Put it on the grill and eat it. You need to do something so that you do not need a freezer.

Freezers obviously use a lot of power and same thing with electric ranges. You know, your stovetops, your toasters. Those use a tremendous amount of power. You are not going to be able to do that. If you want to cook, you should have a way to cook on a camp stove or a grill using charcoal or wood or something, some way to cook without using electricity because if you plan to cook all your meals on an electric stove, you are going to burn through all your diesel and then you would not have any left when you need it for communications and radios and things like that.

So you need to understand the budget of what is using electricity. You know, laptop computer uses very little electricity, typically less than 100 W. Your electric range stovetop is probably using more than 2,000 W. So, it is a huge difference. You’ve got

to understand these things. Charging batteries takes almost no electricity, recharging a cell phone takes almost nothing, running even a desktop computer might only be 500 W or often less. Understand the budget, the power budget, of all these things so that you can make good decisions about what to use and what not to use – and do not advertise to the neighbors that you have electricity.

This is another good reason to have a place out in the country far away from everybody else because you have got this buffer zone where people do not hear that you are running a generator. If you are in a neighborhood in the suburbs and you are running a generator, it is impossible to keep that thing quiet. They make sounds, they are loud, people can hear it and they are going to seek you out because they want a generator. They want the gasoline that you have stored – and by the way, I think gasoline generators are a horrible thing.

Number one, the ethanol in the gasoline ruins the generators and ruins the motors. So, I do not like gasoline generators. I do not even like diesel generators. I like the PTO generators that attach to a tractor – that is absolutely the best way and that also makes them portable too by the way. You can get smaller WINCO generators that are only 15 kW. They are very small – you could carry it yourself probably, you can get little carts to put them on wheels and drag them around with a tractor. You do not even need a very big tractor to run

one of those. You can get a small tractor to generate 15 kW. So, you can kind of size this to what you need. I mean, do not oversize it if you only need to run a small house, do not get a big 50 kW generator. But if you are trying to run a big retail business or something on a generator maybe the 50 kW makes sense or you might need something even bigger, but do not oversize it because you do not want to run a bigger diesel engine than you need to. You will just end up wasting more fuel.

Once you get this diesel storage, by the way, top it off and add the antibacterial treatments because there are some bacteria that will grow in diesel fuel – believe it or not they feed off it. I do not know what kind of crazy bacteria they are, some kind of weird diesel-munching superbugs, but you can get these additives that are called, I do not know, diesel preservatives or something. They are basically just antibiotics for diesel tanks and you just chuck a bunch of that in there and your diesel will store for a long, long, long time, many years – and the only thing you have to worry about then is water condensation in your diesel fuel, but most diesel tractors and trucks and motors and so on they have a water separator anyway because water is really bad for diesel engines, obviously. So a little bit of water condensation is okay. You do not want lots of water in with your diesel because then your engines would not run, obviously.

All right, next up, we are going to talk about communications, comms, gear, radios, what kind of headsets to wear that plug into your radios, push-to-talk systems, security systems, and things like that. Then we will get into chest rigs, firearms, arm braces, red dot sights, ballistic vest and things like that. That is coming up next.

Allow me to add kind of a sidebar explanation here. As I was recording this, someone was asking me, well, how does a collapse of the financial system result in killing off 90% of the population? How does that even work? And the answer is actually very straightforward. It is simple once you understand how food is produced.

Food is only cheap and abundant because of ,well, tractors and tractors enable large-scale farming as tractors run on diesel fuel. Diesel fuel comes from fuel refineries and fuel refineries have to

have a functioning financial system to engage in transactions involving the acquisition of crude oil, for example, paying the electric bill, paying the employees – everything. For refineries to run, you have to have a functioning banking system and a functioning currency. So, if you collapse the currency and the banks shut down and all accounts are frozen, the dollar is worthless, then what happens is immediately the refinery stop functioning.

Then, there is a ripple effect. Suddenly farmers cannot get fuel and suddenly they cannot run tractors and harvesters and combines and everything else, which means the food stops being pushed into the food pipeline and the food that already existed in the pipeline begins to run out, so within a period of a couple of months, that pipeline is empty and then mass starvation sets in.

You see it is, it is very, very difficult to grow enough food to keep yourself alive by hand. Most people have never done it. I have never done it – not by myself. Now, when I lived in South America, one of the things I did there, I toured in Peru and the high-elevation Andes Mountains areas, including some high-elevation areas in Ecuador and there I was able to directly observe on the farms of the indigenous Indians in the area – and when I say Indians, these are indigenous Ecuadorians who wear the little black hats, like the little top hats and they have alpaca vests and very colorful red and black and yellow alpaca because it is cold. They are in a very cold environment and I was able to watch one family with an ox and a wooden plow – an actual wooden plow. I mean, a plow made of wood, okay, and an ox and they were plowing a field in order to grow potatoes – and I think these were sweet potatoes if I am not mistaken.

At high elevation in the Andes areas, they grow things like quinoa and they grow a lot of potatoes because that they can do that, because it is an underground, it is a tuber and it can grow at altitude quite successfully, but they used animal power as a multiplier of human power. If you do not have animal power, if you had to do it all by hand, you could not keep yourself alive because you would expend more calories growing the crops than you would get from them. So, they use animals as a force multiplier.

# GROOVY BEE® ORGANIC PUMPKIN SEED PROTEIN POWDER

- Rich, plant-based source of protein, zinc, magnesium and vitamins
- Supports healthy heart, liver, digestive and immune functions
- Non-GMO, vegan and certified organic and Kosher
- Lab tested for glyphosate, heavy metals and microbiology



Now, where do the animals get their calories? Well, animals gather calories themselves. So, an ox will go out and eat grass and grains and seeds and so on that are out there, and they will gather the energy to power their muscle and their bodies – and then when you use those animals to plow fields, for example, you are, in essence, transforming the plant energy of a large ranch, a large farm, into an animal that is basically like a biological tractor to get basically free energy to plow fields, so that you can plant potatoes in a way that does not take much energy from you, the consumer of the potatoes.

In essence, if you were to look at the ecosystem of all the energy in this entire system, you are exploiting the energy from the sun that goes into the grass that is gathered by the animal on their own, they are grazing and gathering energy, and building muscle and fat stores and so on and then you are harvesting that by turning the ox into a tractor, so to speak, to plow the fields and make the potatoes easier.

So, even in a very low-tech society, they still cannot do it by hand and they still rely on animals – why, if you go back into the Old West in America, why, animals were used as plows. If you want to grow corn at some kind of small scale without using fuel, without using tractors, without using technology, how do you do it? You have animals – and in the United States they use horses for this as well. So, the strong horses, I mean, I am not an expert on horses, so I do not know what breeds were used

for this in the past, but horses were not show horses, they were mostly work horses. Horses are strong and powerful creatures and they can feed themselves for the most part and so their horses have been used for labor, donkeys and burros in South America, as well as oxen – big beasts of burden, as they are called. These were the early tractors before diesel tractors.

So, if the diesel tractor system collapses because the banking system collapses, then all of a sudden the force multiplier of a diesel engine also vanishes and you go back to a system where really the only way to survive is to have animals be your engines.

Well, let me ask you the question today, how many people in America know how to plow a field with an ox, right? The answer to that is almost nobody. I cannot even think of anybody. I do not know how to do that. I have no clue how to do that and I do not even know anybody who would know how to do that. I mean, I am sure there are some clever people who would figure it out and probably the Amish have got this nailed. Probably a whole bunch of people would be knocking on the doors of the Amish like, “Hey, please show us how to survive without advanced technology,” and the Amish would be probably laughing like, “We told you, we told you your system was going to collapse, this is why we maintained our Amish culture. This is why we use hand tools to build barns, you morons.” That is them saying that to the rest of Western culture.

This is what happens when you over leverage everything. You build these complex systems based on debt and based on complex electronics and software code and software updates. Your John Deere tractor does not even start because it is waiting for an update from *JohnDeere.com*, which no longer exists because the power grid is down. Your tractor does not run. It probably does not matter because you cannot get diesel anyway, but when that whole system collapses, then agriculture collapses down to people and animals as the labor.

Now here is the upshot of all that: most human beings living today have never themselves been a source of labor for producing much of their own food. They have not used their muscle, for example, to plow fields or to grind wheat. The wheat grinders even going back just 150 years were run by animals. The animals were walking in circles, that was the power and that powered the grinder, right, big stone grinder.

Well today, how would you power a grinder, would you do it by hand? That is a lot of work and modern humans have become so weak. I mean, really, really weak especially compared to Roman times. Your average Roman citizen could work and the Roman soldiers could row those Roman war boats, whatever they were, the ramming boats. They could row them at very, very high speed for hours. Today, your average American could not even get in a boat and row it across a creek, you know what I mean. There is not even the stamina, there is not the endurance, there is not the muscle masters, there is not the health – nothing.

So most people in society would starve to death once the food supply cratered. Very few people know how to grow their own food or even have the determination. I mean, you have got to have knowledge, you got to have a certain level of fitness and you've got to harvest animals for some of your horsepower, literally speaking actual horsepower, which is of course where that term comes from. Horsepower was the main engine of agriculture for, I do not know how long, many hundreds of years or many centuries until it was replaced by diesel power. Diesel power made food very cheap and that was when the population explosion took place across the world.

I mean, if you look at the population over the last 500 years, you will see where it took off. It was where tractors and mechanized agriculture came into play because diesel and even a small tractor engine, let us say, these days a small tractor engine would be 40 horsepower. Well, that is 40 horses – that is equivalent to 40 horses. It is hard to manage 40 horses and 40 horses eat a lot of grain and grass. So, you have to have a big piece of land to feed 40 horses. Well, if you have a tractor, you just feed it diesel. The diesel has 40 horses built into the diesel. That is the power of fossil fuels, that is energy.

The other upshot of this is the more you want to use animals to grow food, the more you need land for the animals to graze upon, so you cannot have a one-acre farm and live off it very easily – you know why? Because an animal that you might use to help you in that is going to need way more than one acre to feed itself. You've got to have land to feed the animals that you are using to grow the food to feed yourself and you've also got to have the knowledge and the gear. You have to have whatever leather straps or whatever control systems you have for all these animals – I do not know what they are. I am not an expert in work animals, but you got to strap them up to the plow, right. You have to tell them when to turn. With horses, it is a bit in the mouth, right, and there is a halter and there is a saddle, but for these oxen and so on, there is not a saddle, you are not riding them, you are controlling them. You are walking alongside.



Well, that whole system of knowledge in modern America and advanced societies, that is gone. You are going to have to go up to the high Andes mountains and ask the indigenous Indians, "How do you do this, please tell me, how does this work" – you know, how you – "How do you take care of an animal like this, how do you train it, how do you run it, how do you keep it healthy," and that whole knowledge base is gone from Western societies.

So, the big question here is how does famine take hold globally? It is very simple. They shut down the banks. As they shut down the banks, there is a freeze, currencies collapse – and then everything else is just a domino effect as everything else happens automatically. The fossil fuel refineries shut down, the farming then shuts down, the food supply shuts down and people starve to death; and at that point, that is when you have that 90- to 120-day zombie exodus chapter.

I should probably draw a timeline on this or something, but that is the zombie exodus chapter where they are coming out of the cities because all the foods ran out and they are looking for food in the countryside and the shocking thing is there is not really much food in the countryside either because most of the rural people in America do not know how to grow food either in terms of keeping themselves alive. I mean, they grow food. A lot of people garden and they will augment their diet with strawberries or okra, green beans or tomatoes. People love to grow tomatoes, it is great. Have you ever tried to live off green beans and tomatoes and cucumbers? It is very difficult. It is almost impossible and so even the countryside people do not have much of the knowledge about how to grow their own food and live sustainably off their own food unless you just happen to have inherited a giant almond orchard

or something where you have high-density fat in the form of nuts or something like that and you can barter those with other people and trade for things like strawberries and hamburger meat and things like that.

Now, the ranchers will survive because they will just slaughter cows and they will smoke the meat or salt the meat and they will have a very high-fat, high-protein diet, which is actually pretty appropriate for people who are very, very active, living on a ranch, working with animals, you expend a lot of energy. You actually need a lot more protein and a lot more fat especially in the wintertime.

But for the average person out there that does not have access to ranch animals, they are going to be very hard pressed to be able to grow their food. I mean, you, you can say, "Well, I am going to grow my lettuce." Yes, okay, great. You are going to lose weight every day while you are waiting for your lettuce to come in and then you would not even be able to eat enough lettuce to stop the hunger. I guarantee you, if you were to try a 30-day lettuce diet right now and just eat nothing but lettuce for 30 days, you would lose muscle mass, you would lose bone density, you would lose weight, you would lose your mind, frankly, and you would be sick of lettuce after three meals, by the way – you might be sick of it at the first meal.

[healthrangerstore.com/ChiefOriginalsMCTOil](http://healthrangerstore.com/ChiefOriginalsMCTOil)

**CHIEF ORIGINALS**  
**100% MCT OIL**

ENERGY

LABORATORY TESTED

GMO





You cannot live off lettuce. It does not mean lettuce does not have a role. All these vegetables, they provide nutrients that are important like basil and rosemary, all these spices and herbs and so on, they provide very important nutrients, anti-inflammation nutrients, antioxidants, for example, anticancer nutrients are found in many things. You can grow a lot of very important things. You can grow cilantro, right? You can grow all these herbs, very, very important.

But, these are not providing the calories. They cannot keep you alive in terms of calories that you need. You are going to have to have, at some point, probably lard or butter or animal fat. That is the only way probably you are going to live and I know there are people out there who say, "Well, I heard about this Indian guru who lived off sunshine and he just, he just soaked in the sun and he did not eat for 10 years, he was just looking at the sun." Okay, I bet you he had some pop tarts hidden under the bed, but believe me, no one can live off sunlight. No human can live off sunlight and even if this Indian guru guy somehow did it, I very much doubt that you or I could do it and I am not even going to try to do it because the whole thing seems silly. I am not going to stare at the sun and go blind and then say, I do not need food. That just seems insane. So, it would be better to prepare to actually have calories, right, instead of making up some myth about, "Oh, I am feeding off the sun." No, you are not.

You know why you cannot feed off the sun, because you do not have photosynthesis happening in your body. You do not have chlorophyll. If you did, you would be green. If you are totally green and you have like plant physiology in your body and you can walk outside, get some sunshine and you actually soak up carbon dioxide and convert that into energy, then please call me because I would want to interview you and do a video. That would be really, really historic in terms of science. We found the first walking human-plant hybrid, but that does not exist. You are not solar-powered like plants are, you do not use carbon dioxide for photosynthesis – you need oxygen and calories. That is how you and I operate.

So, I am not trying to be condescending. This is just a little bit funny, right, that I have heard people make all kinds of weird excuses and tell different stories about why they do not think they need to grow food – "Well, I'm just going to meditate and the food will come to me." That is like, what was that? What was that movie, the documentary thing, The Secret, right? People were told, if you just sit in a room and meditate and just attract things to you then you do not actually have to do any gardening. You can just sit in a room and think about food coming to you and it will come to you, that is what they said. Like, okay, go for it. I am going to go plant some potatoes and some fig trees because I actually want to eat real food, not imaginary food.

[healthrangerstore.com/LaundryDetergent](http://healthrangerstore.com/LaundryDetergent)



## HEALTH RANGER SELECT LAUNDRY DETERGENT

- Chemical-free formula gets clothes clean and fresh
- No artificial fragrances or harmful dyes
- Ocean and environmentally safe





Some people then many people in the Christian faith would say, "Well, I'm just going to sit in a church and pray for food. God is going to give me the food." You know what, God gave you two hands to plant food. God gave you the ability to grow food, but you have to be wise enough to use it. Do not sit there starving to death and then blame God. "God didn't bring me the fried potatoes that I was praying for."

No, God thinks you are a fool if you do not use the gifts that He gave you. You were born with hands and fingers and a brain, the intelligence to grow food. Do not blame God if you are too lazy to get out there and plant some food. God wants you to succeed, but God is not your servant. God believes that you have a role to play in your own survival, so you need to take on that responsibility and be in alignment with God, be someone who understands the laws of reality and also uses the gifts you were born with to create food abundance and perhaps to help others at the same time. Maybe you can grow enough food for you and an ill family member, someone you need to take care of who cannot farm or garden.

You know, maybe you could use your gifts to grow extra food for others and that would be a great way to serve God,

would not it? But just sitting in a chair, sitting in a room, praying or meditating and expecting somebody else to solve your problem really is incredibly, in my opinion, irresponsible and it is a childlike mentality. It is not being an adult.

Adults get up and get out there, grab a shovel and start getting to work. They do it with wisdom, but also with determination, understanding that nothing is free, you are going to have to expend time and effort to make something happen, and you have got to work in accordance with the laws of nature. You've got to understand the seasons, you've got to understand how much water your plants need and so on. You have got to understand nutrients, which is a good reason to have goats by the way.

I have goats, and you may not know this, but goats produce a pelleted fertilizer. It is called goat poop and it is the cleanest fertilizer in the world. Just a little pellet size, little poop pellets. I mean, they are so clean – they do not even smell bad. It is not like horse poop or cow poop or anything like that. Goat poop is the perfect fertilizer – and so if I were in a survival scenario, I would find the goat poop piles, which are not that difficult to find by the way – and you just sort of sweep them into

a bucket. There they are like dry pellets and you just dump that on your crops, your potato crops or you work it into the soil obviously, but that is your fertilizer. And so goats are running around harvesting all of the weeds and the grass and they are eating leaves and briars and things.

They love weeds. They love like even sticky-like milk thistle, whatever. They eat everything, and so they are out gathering all those stuff and then they create goat poop. You can take that goat poop and you can put it into your garden and what have you done? You have just now amplified your effectiveness using animals who collected food that was created by sunlight.

So, now you have got the power of the sun concentrated in the poop helping you grow food more effectively without taking more effort. That is working in alignment with nature and in alignment with God. You should be collecting goat poop rather than sitting in a room meditating and thinking the universe is going to deliver something to you for free on a silver platter without any effort on your part. You really want to be enlightened, think goat poop. That is the way to do it. That is the path to enlightenment. If you want to have expanded consciousness gather some goat poop first. It will humble you, it will give you great wisdom, and this is why it is great to have goats. I love my goats, they are great – they are Nigerian Dwarf goats, by the way. They produce really delicious milk, too.

So anyway, that is the philosophy of this and that helps answer the question of how can so many people around the world die from starvation and famine just from the banking system collapsing – that is why, and most people have never thought about where their food comes from and how difficult it would be to grow their own food if they had to. Most people would die. That is not an exaggeration. Most people would die. They have no clue where to even begin and if they are living in a city, they do not even have the space. They do not even have the land required to even think about growing food.

Food production without fossil fuels is very difficult and that is how the system collapses. We could learn a lot from the folks in Ecuador and Peru and also Papua New Guinea, which is an agricultural nation for the most part, very simple, not a lot of complex technology, but also basically collapse-proof, and in Hawaii, by the way, a lot of people in Hawaii especially the native Hawaiians, they know how to grow more of their own food.

Now, they have the advantage that the climate is perfect all year round in Hawaii – most of the areas anyway. So, it is real easy to grow food if you are near the equator and that is why it is easy to grow food in many parts of Venezuela, many parts of Brazil, for example. It is easy to grow food depending on the elevation and so on. Whereas in North America, you have seasonal food production and that is why you have to get into canning and salting and preserving food and so on to make it through the off seasons. So, there is a reason why American pioneers were very successful, very tough people, you know why? Because the ones that were not, died. So, there was a Darwinian, survival of the fittest thing that was very, very real. If you moved out West back in the early 1800 or something, you had a wagon and a horse and you moved out West and you got 100 acres in Colorado, let us say, and you did not figure out how to can food for the winter, you died. That is the end of story.

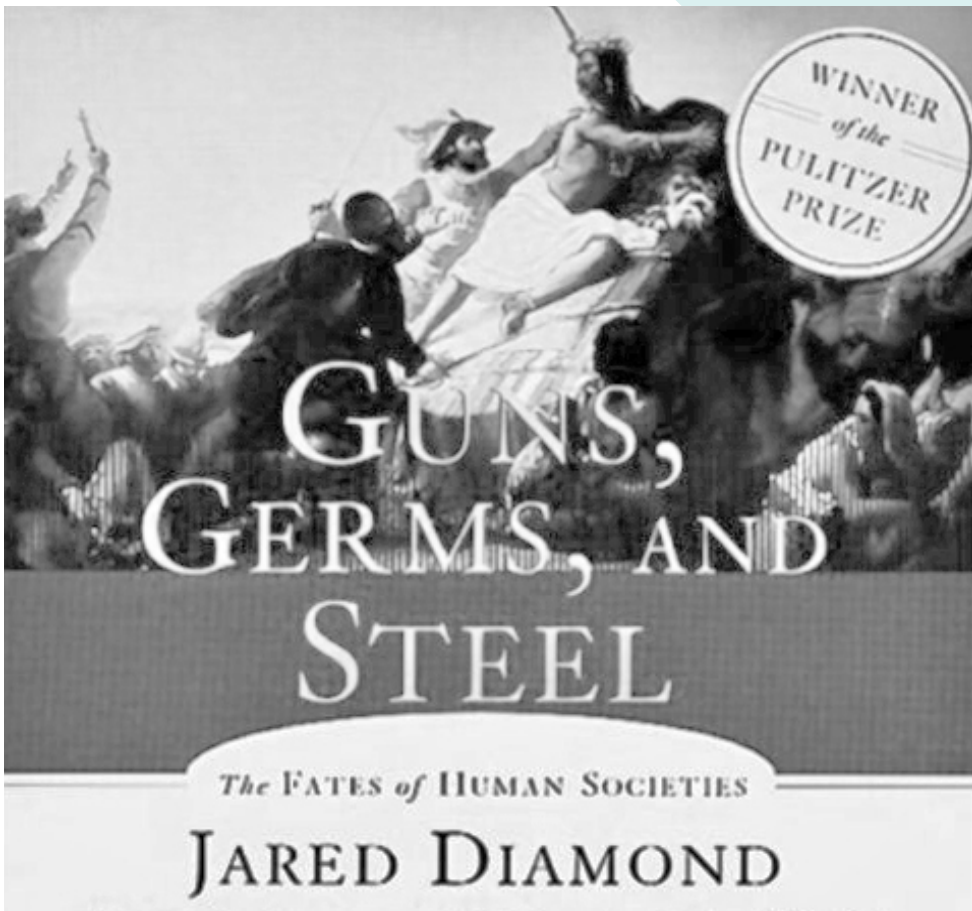
# GLYPHOSATE-TESTED HAWAIIAN SPIRULINA TABLETS



- Lab tested for glyphosate, heavy metals, and microbiology
- Non-China, non-GMO, vegan, and highly digestible
- Superior source of antioxidants, protein, iron, and other nutrients



healthrangerstore.com/CleanHawaiianSpirulina



So, the ones who survived were the ones who were smart, adaptable – and people who planned ahead like that are my ancestors, people who planned ahead and that is why, by the way, a nation founded on struggle, on difficult times and difficult climates, those people tend to be stronger, smarter, more adaptable and more successful. A nation where food comes easy, where you have year-round growing, where you do not have to plan ahead such as, for example, Haiti, those nations tend to collapse because they have no planning, because the whole culture is a culture of lack of planning – whereas if you go to, for example, Northern European nations or even the harsh climates of China or Russia. Why are Russians so smart, why are Russians some of the smartest people on the planet? Because if you were stupid you died from starvation, because you have to make it through the winter and some of the Russian winters are brutal. You have to plan ahead. Same thing is true in countries like Switzerland and in Northern China and so on. To survive, you have got to plan ahead.

Jared Diamond writes about this in his book called “Guns, Germs, and Steel,” and it is really worth a read because it talks about much of the structure of human societies and how cultural differences lead to different outcomes in the modern day. But given the collapse scenario that is arriving, we are going to see a throwback to much earlier times, and we are going to see a collapse of the specialization efficiencies of modern society and most societies on the planet will revert back to simpler times – more of a flat society instead of a complex hierarchical society, and in a flat agricultural-

based society, only the strong survive – and that is where this is all headed. It is going to be more of a flat society instead of just 2% of the people growing food, which is the current situation in North America, it is going to be more like 90% of the people growing food and it is going to be a much smaller population.

So that is the idea here. I just wanted to interject this to explain how the collapse happens. It will take time for this to cascade through the system and so there will be time to plant food, there will be time to learn and gather seeds, and start engaging in local barter and things like that. But you are going to wish you had this knowledge and experience much sooner because you do not want to end up learning for the first time in the middle of a survival scenario – that is a bad time to learn these skills. Try to learn them in advance in any way you can. ■





**MIKE:** For this section, we are going to talk about comms or communications. This is an area that is pretty easy to accidentally skip, but it is very, very important. Now, we have short-range comms. I will talk about this and what equipment you need and that is house to house, maybe a small neighborhood, or out on a ranch. You need to communicate with family members; we will talk about the right radios to use and also the right gear to have; and then we will talk about long-range communications, which I am no expert on, but I know the basics, so I will give you that information. I also know where to learn more and I would like to say that right up front: *Brushbeater.Wordpress.com*. That is brushbeater, B-E-AT-E-R.Wordpress.com and there you will find and see Scout who is a radio and comms expert. I interviewed him and you can find that interview on *Brighteon.com*.

You should definitely check out that interview. It is very

informative. I asked him a lot of questions about specific gear; what is best, what has encryption for the radios and so on. In fact, he recommends a DMR radio. If you want basic encryption, it is called the Baofeng 1701 – that Baofeng is spelled B-A-O-F-E-N-G. It is Chinese radio company. They make very good radios, they are well-known, they are used across the patriot community and police – not necessarily military, but certainly police and probably a lot of militia people use these radios as well.

Get the Baofeng 1701 DMR radio. Those were about 99 bucks and you can use DMR settings, which is a kind of digital, not necessarily encryption, but digital encoding that makes it harder for analog people to hear what you are saying – or if you want to go super cheap, you can get the Baofeng UV-5R. Those are the super cheap ones. You can buy like six of them for, I do not know, \$149 or something like that and hand them out to

your family members, friends and neighbors and co-workers, whatever.

All you have to do is agree on some frequencies to use and on most of these radios, you can set a primary frequency and then a secondary frequency. So you can have two frequencies programmed in very quickly without even using any programming software. If you want to get more advanced than that, then use the Chirp software – C-H-I-R-P, Chirp software. You can get that from *Chirp.DanPlanet.com*. Again, that is *Chirp.DanPlanet.com* and the reason you use the software is if you want to program these radios with multiple frequencies and all kinds of other settings that you can play with there.

For some people, the programming of the radios is a little complex. The user guides are not very good because they are made in China. But there is a lot of online help and you might have to ask for someone who is a little more technical to

help you out, but once you go through at one time, it is pretty easy.

Now, once you have these radios programmed, you can obviously carry them around like walkie-talkies. You can press the transmit button and talk and the other people listening in hear you and then hopefully at some point you release the transmit button so that they can reply. Do not stomp on the transmit button. Remember only one person can be talking at once.

Now, that is a very basic way to use these radios. But a more advanced way to use them is to tie them into headsets and then use what is called a push-to-talk adapter. Now, a push-to-talk adapter, simply, it plugs into your radio and it plugs into your headset and when you push a button, then it allows you to talk and transmit and when you let go of the button, then you are listening – and this is what military people use is a push-to-talk adapter for a military radio and some kind of a headset that they are wearing.



There are cheap headsets called Bowman – B-O-W-M-A-N – and there are cheap knockoffs of the Bowman earpieces that are made for Airsoft gaming and you can go on Amazon and you can search for Bowman

headsets for Airsoft and some of them are pretty cheap, like 30 bucks or 40 bucks, and they may work just fine. I have not used those, so I do not know how well they work, but you do need to have a push-to-talk adapter.



Now, these adapters are often known as U94 PTT products or systems. One brand that is out there is called Armorwerx – W-E-R-X – Armorwerx U94 PTT System and these push-to-talk systems have to be compatible with your radio and then they have to be compatible with your headset. So, this gets really complicated if you are trying to match them all up and you can end up buying the wrong thing.

So let me simplify it for you. I have done the research. I have also talked with *Brushbeater*. *Wordpress.com* and he gave me the lowdown here. Here is what it is. If you want a fail safe system that always works, that is rugged, here is what you buy. You buy the Peltor, that is P-E-L-T-O-R, Peltor ComTac III headset and ComTac is C-O-M-T-A-C, so Peltor ComTac III headset with a single communications channel, alright. Those are what the military uses and it is hearing protection plus radio capability with a boom microphone. So, this is hearing protection – protect your ears if you are out on the gun range – but you can also use it to communicate

with your buddies in a tactical situation. That headset can cost you \$500 to \$800 and even \$900, just depends on sort of where you get it and whether it is an over-the-head system or behind the neck band system or whatever. This is a good investment and here is why.

## HEALTH RANGER SELECT ORGANIC COCONUT WATER POWDER

- Mother Nature's sports drink that's packed with electrolytes and other essential vitamins and minerals
- Vegan, non-GMO, non-China, no fillers, and certified organic and Kosher
- Lab tested for glyphosate, heavy metals and microbiology



healthrangerstore.com/OrganicCoconutWaterPowder





This Peltor ComTac headset uses the standard military NATO wiring. So, this plugs into the Armorwerx U94 PTT System, the push-to-talk system, which is compatible with military NATO wiring, which is what the Peltor uses, so you will plug it into the PTT system. On the other end of all this is your radio, the Baofeng radio and Baofeng uses what is called Kenwood plugs. Kenwood is another radio manufacturer. I know this gets a little confusing, but I am trying to keep it simple.

So just trust me. If you buy a Baofeng radio and you buy the Peltor headsets, and then you get the Armorwerx U94 PTT System that is compatible with Baofeng/Kenwood and compatible with NATO/Peltor, then you have got all three components that will work together and now all you've got to do is figure out where to put them on your body, put them on your chest rig – and I will talk about chest rigs in a minute here – but you could put a radio on your waist, but usually a push-to-talk system attaches to a chest rig, which is kind of like usually it is an ammo-carrying vest, but you can carry a lot of other things on that chest rig. You can carry first aid equipment, which I strongly recommend, tourniquets, blood stop type of things, gauze, lots of things, Povidone iodine wipes. You can have lights, flashlights. You can have a compass in there. You can do lot of little pouches. You can carry ammo and many other things, but there is a place on that chest rig to attach a push-to-talk device and so if you go look at pictures of how military operators are actually wired up, usually what you will find – and this is a very good discussion about how to have a chest rig set up is most soldiers are right-handed. So, in the right

hand is their rifle control. They have their hand on the grip of the rifle and so they do not put the radio on the right side of their chest. Instead they put the radio on the left side because their left hand is usually the hand that is free and the left hand is what is usually pushing the push-to-talk adapter that is usually mounted on the left vertical side of their chest rig and then the radio will be in one of the pouches typically on the left side of the vest as well.

So we will talk about this more later – how to set up a chest rig – but just understand that when you buy this setup, you are going to be wearing the Peltor ComTac headsets on your head, obviously, you are going to have a boom mic that you can talk into, you are going to have a chest rig where you are carrying the stuff that you need on your chest, and it may or may not have ballistic plates in it. You could put a level 3A ballistic plate in it to protect you from handgun fire, for example, or you could put a big heavy steel plate if you want rifle fire protection, but that gets heavy and hot. We will talk about that later or you could just have a chest rig that has no ballistic plates, which is the simplest way to do this and you can have your radio and you can have some ammo mags, and you are ready to go.

So if you have to engage zombies, then you and your buddies on your country retreat, ideally, you would all have this exact setup. You would all have the Peltor headsets, you would all have the push-to-talk adapters, you would all have the same Baofeng radios – maybe the 1701 DMR radio – and you would all have spare magazines, you would all be running your AR rifle, you would all have a chest rig, and you can talk to each other and probably the enemy cannot hear you because maybe they are not running DMR radios. So, that is a very good situation to be in.

Now, I know this is starting to sound like a lot of gear, but communications is absolutely key. If you cannot communicate, you really cannot be effective. Small teams rely on communication because let us say you have four people – and it could be two men and two women, let us say. You do not have to be soldiers. You can just be everyday people who want to live, who want to survive. You know, the zombies are coming, so you buy the stuff ahead of time and you practice.

You have to practice. You practice – what do you shout when you are out of ammo and what does someone shout when they are covering you when you are reloading. How do you communicate a desire to move and, by the way, the way this typically goes, I mean, different teams use different kinds of language, but often if someone usually, let us say, you are right next to a person, you and that person are engaged kinetically with rifle fire with a bunch of zombies and you are out, you have just run out of ammo, you might shout just verbally, not even using the radio. You might just shout, really screaming out. You might say “check” like this might be your term. Check could mean out of ammo.

You do not normally scream out of ammo because then the enemy knows you are out of ammo, so you have a different term. You scream “check” and then someone knows to cover for you while you are reloading and typically what that means is the other person would provide suppressing fire often at a bit of a reduced rate, like one round every three seconds, for example, down range just to have the enemy keep their heads down and then when you have ammo back in your rifle and you are ready to run again, you are going to have a term that you agree on. You are going to say, “backup” or “running” or “green” or whatever. Probably running is not a best word for that. So you might say “green” and then the other person knows they can start doing full rates of fire because now you are firing, too.

I am not going to get into a lot of squad tactics here, but I am just kind of giving you examples of this. Also, when one person needs to move, they might shout “moving,” which means that they want to move. They want to reposition and then the person that is covering for them would acknowledge that it is safe for them to move by screaming “move” and they are going to lie down covering fire while the first person engages in the movement. So, there is a lot of team tactics that you could read about, you need to work out, you mostly just need to practice so that you can move and cover for each other, and you can cover for each other when you run out of ammo, when you are switching magazines – for example, you have got an empty mag, you are swapping out a mag, you are down for a few seconds or when your rifle is jammed and you have a problem.

You have to troubleshoot the rifle. You got to a double feed, you got to stove pipe round in there, or something like that and of course by yourself – also, there are a lot of tactics of how to switch from your primary rifle to your secondary backup handgun. If your rifle jams like you are in the middle of a firefight, you’re popping off rounds and there is a jam, you might initially try to clear the jam by smacking the magazine, cycling the bolt carrier group and if you get another click – and I have seen this from other students in class where they had like a bad primer and the primers were falling out of the brass casings and the primers were getting stuck inside the trigger group – yes, I know, crazy right?

[healthrangerstore.com/HRNascentIodine](http://healthrangerstore.com/HRNascentIodine)

# NASCENT IODINE

- Supports healthy thyroid function and metabolism
- Has low surface tension for optimal absorption
- Non-GMO, China-free, and lab tested for glyphosate, microbiology, and heavy metals





The primers were getting stuck in the trigger group, so the trigger would not move the firing pin. I know we had to take the rifles apart just to see like, what the hell is going on in this rifle, but that is what happened. It was bad ammo and the primers were falling out and getting caught in the trigger group. So there was no bang, just a click. When that happens, you need to practice transitioning away from your rifle, grabbing your primary pistol, which is your secondary firearm in this scenario – and grabbing your pistol, fire it off, pistol rounds until you can get to cover or until your teammate can cover you or you can do whatever you need to do in order to get to a safe place where you can then holster your pistol and try to troubleshoot your rifle and get your rifle back up.

**“ You do not want to be in a fire fight with zombies using a pistol. You want to be in the firefight with a rifle. ”**

You do not want to be in a fire fight with zombies using a pistol. You want to be in the firefight with a rifle. You have got to get that rifle up and running or you are probably dead. Pistols are not very good. They are just kind of the last-ditch thing. You want your rifle to be running. If your rifle is not running, you need to find cover and get that thing running. I do not care if you need to beat it on the ground to get a stuck piece of brass out of the chamber. Whatever you need to do, you need to stump on that charging

handle, well you do it to get that rifle up and running again.

Comms are part of all of this. Comms are how you cover for each other and become an effective fighting team. So, whoever you are with, I do not care if it is just you and your wife or you and your husband, you and your daughter or son. Even if it is just two people you practice with comms, you practice how to communicate, how to move, how to shoot, how to cover each other, how to clear jams. When you master those things, you are very, very effective, and if you have got four people that you can practice with, a four-person team, men or women, does not matter. Maybe the women are running often smaller firearms like a 9-mm pistol with an arm brace, for example, like an MP5 type of deal, a SIG MPX firearm would be a good example of that and the men are running AR15s. So you have got two MPXs with 9-mm and two AR15s running 556. That can be a very, very effective team with radios where you are communicating with each other and you know who is moving, who is bounding, who is covering, you know your locations, and you are reporting to each other your observations of where the enemy happened to be.

So this comes from practice, but you've got to have the gear in order to even do the practice and you can practice even without wasting ammo, by the way. You can do a lot of this practice with dry fire. So you do not have to be popping off rounds to do this

kind of practice. You do not even have to be necessarily running around at full speed. You can walk through this kind of practice the first few times just to get down – what are the calls, how do we move together. You can take it slow. You can do it in normal conversation. You do not even have to have guns. You can just use your fingers and go bang, bang, and just practice the movement to get started, seriously. It is about movement and communications. It is not about the live rounds in this phase of the training. So, do not be afraid to get your group together, get everybody up to speed with the right radios, and if people do not have the money for all these fancy headset stuff, you can get one of those Bowman headsets and you will have to find a push-to-talk adapter that works with the Bowman headset.

Those are pretty easy to find. You can get them on Amazon and then the way the guys in the military do it is they just stick an earplug in their right ear. So normally they have the Bowman headset on their left ear, and then they have an earplug in the right ear. The reason I do not like that.

The reason I like the Peltor ComTac better is because the Peltor headsets, they allow sound to come through, but they suppress the loud gunfire. So, you can still hear normal sounds and you still have stereo hearing when using the Peltors, which I think was purchased by 3M, so now, that is really known as 3M Peltor ComTac headsets.


I like to have stereo hearing because it is better for situational awareness. I like to have the ear protection, the 23 decibel reduction or whatever it is, so that I do not have to worry about hearing damage and I do not know if that Bowman speaker or headset, I do not know if that actually has much hearing protection and there is a lot of military veterans who of course have lost their hearing from not having adequate hearing protection.

By the way, a lot of those shove-in earplugs that you might shove into your right ear, a lot of those things fall out. I do not know what your ears are shaped like, maybe I have weird alien ear canals or something, but those things do not fit my ears and if I am leaning over and shooting underneath some cover or shooting around a corner or whatever crawling around, those earplugs fall out and I do not want to take raw rifle fire with an unprotected ear.

You know your ears will be ringing for days and you will have permanent hearing damage. So, I like to wear the Peltors. As far as I am concerned, spending \$700 or whatever, it is worth protecting my hearing. So that is my recommendation now.

So back to the radios, you can all be running the Baofeng 1701 DMR radios or you can all be running the UV-5R radios. If you have no money at all, you can get the UV-RS, which again are like 20 bucks each or 25 bucks each. And I think for something like \$6 on Amazon, you can get a simple ear piece with a microphone on it, just a simple cord. They are not battle rugged, they are not mil-spec, they are cheap Chinese-made microphones, and they do not offer you any hearing protection against gunfire, but if you really need something dirt cheap, you can go on to Amazon and buy that. Nothing replaces practicing as a group. If you train with the people that you are going to be with when the zombies come for you, then you are going to be very, very effective.

If you have no training and you do not know how to communicate together and you are just making it up as you go along, you are screaming out there, "I'm out of ammo" or whatever "my gun's jammed," then the zombies are going to overrun you because they are just listening for things like



that. I mean, zombies can still process the English language, most of them, so they hear you say that, they are just going to overrun your position and remember nobody can keep their gun running all the time. You are going to have pauses because your magazine is empty or your gun's jammed or you have been shot in the hand, let us say. The hands get shot all the time in gunfights. That is the part that gets shot first, did you know that? Because that is the part that is out there that stick out around the corner – wherever your gun is, your hand is.

So our hands tend to get shot a lot. You might have to shift to your left hand, which really brings back the whole point of training with bilateral shooting. So, not only should you be able to shoot your pistol with your left hand or your right hand – both very competently – you should train of how to reload your weapon using one hand and how to clear a jam using one hand. This is really when it gets into some of the classes like *TacticalResponse.com*. My friend there, James Yeager, he teaches these classes all over the country. I strongly recommend you take one of his classes or take them all, take everything you can.

I like to attend his classes when he has got them in Texas just to get, I do not know, more experience, more troubleshooting. I remember the first time I went to his class in Texas, I brought a Glock that I had replaced the trigger or at least the trigger bar as it is called and as a result, the pins – there are two pins that you need to push out of a Glock. I think it is two pins, yes, it is two pins to get to disassemble it and get to the trigger mechanism. Actually, wait a minute, it is three pins, come to think of it.

Anyway, in the middle of the class, as we were shooting, these pins started walking out and suddenly my Glock came apart in my hands,

in the middle of class. It was like, the second before I had a functioning Glock and now, boom, the slide has come off. I am not blaming Glock for this. I had punched those pins out maybe too many times and they were loose and I should have noticed that, but it does tell you why maybe you should not mess with your pistols too much and try to customize everything all the time.

Now, these days, I mostly just run stock pistols. I do not mess with them and I just buy SIGs now – by the way, SIG Sauer and SIG Sauer triggers are so good. You do not need to mess with them. That is the thing about Glocks is I always thought the stock triggers were pretty mushy and required too much pressure, so I would reduce those Glock triggers down to like 3.3 pounds or 3.5 pounds and turn them into a more rapid shooting gun and I have got Glocks setup that way, which I think are great. But when I bought SIG pistols like the P320, I found out that the SIG just – I love the way SIG comes from the factory, I do not have to mess with it. I have never had to swap out a trigger on a SIG and even the sights are better on a SIG than the standard factory Glock sites as far as I am concerned.

So anyway, I learned that if you mess around with your pistol, it will come apart in the middle of class. I also learned why you should have a backup pistol and now all my pistols work because I have got a lot more experience. That was like eight years ago or something that that happened. It was kind of

funny. You will get yelled at by one of the instructors named Tim. Tim is a cultural treasure to the United States of America, Tim – you have not lived until you have been chewed out by Tim especially depending on what race you are or what gender you are, you will have an eye opening politically correct experience getting chewed out by Instructor Tim. You do not want to miss that. That should be on your bucketlist before you kick the bucket – do something to get yelled at by Tim. You will love that. That will toughen you up.

In any case, this gets back to the whole issue of practice and why it is a great idea to learn how to shoot a gun with both hands – and in his classes like tactical response, like I mentioned, they will teach you things like how to reload with one hand or how to clear jams with one hand, even with a rifle, so if you think you have mastered a handgun because you can hold it with two hands and you can squeeze off a couple of rounds and you can reload with two hands and you can cycle the slide with two hands, you have only just begun because the fun part is when the instructor says, “Okay, your right hand has been shot up, you can no longer use it, now, do everything you just did without your right hand, so show me how you shoot with your left hand, show me how you clear a jam, show me how you reload,” and this involves things like cycling the slide by using your belt and the sights of the gun that you push the sights down against your belt – and try not to shoot yourself in the crotch, by the way.

## DISCOVER THE AMAZING PROPERTIES OF **ORGANIC EXTRA VIRGIN COCONUT OIL**

- Incredibly versatile oil packed with medium-chain fatty acids
- Lab tested for glyphosate, heavy metals and microbiology
- Vegan, non-GMO, non-China and certified Kosher and organic





This involves things like you could be using your knees and you put the pistol upside down between your knees and you squeeze your knees and you grab a new magazine and you shove that new magazine in there. You slam it with your good left hand and you grab the pistol and then you rack it off your belt – and do not shoot yourself in the junk – and you are back up and running with your left hand. Now, this gets real interesting when you are running a rifle. You ever had to run a rifle with one hand? It is not easy and it does take a lot of forearm strength just to typically hold the rifle with one hand. But what do you do if you have to reload a rifle with one hand? What if it is your off hand – which for most people is their left hand. What if your right hand is shot up, but you are not dead yet, you are still in the fight and your teammates are screaming at you to keep shooting because they are moving and outmaneuvering the bad guys – and if you could just get through this, you could heal, your hand could heal. You just got to not die.

So your left hand is good. How do you run the rifle with your left hand? How do you reload with just your left hand? Wear the magazine pouches on your chest rig. How do you rack that rifle bolt-carrier group charging handle with just your left hand?

So these are skills that you can practice, frankly, without even using ammo and these are skills that you should practice. Just like when you were a kid, first time you learn to tie your shoes. My God. It was so difficult, remember that? I do not know how old I was when I learned to tie my shoes. But every kid goes through the same thing. First time, it is a tough thing. First time you ever rode a bike – I assume people are still riding bicycles these days, maybe not, maybe the snowflake generation now does not even know how to ride a bike, I do not know.

But I remember the first time I rode a bike, right. A little tricky, a little wobbly. Did you have training wheels on your bike? See, I never had training wheels. My training wheels were fall down and crash and then do not do that same mistake. I did not have training wheels. It was just like “figure this out quick or crash into the concrete,” but then after a period of time, riding a bike became no problem – or the first time you drove a car, remember how crazy that was? You’ve got to deal with all the pedals and the stick shift.

The first car I drove was a stick shift, yes. I had to deal with the clutch, too. You know, these kids today they have it easy with automatic transmissions. Try driving a stick shift as your very first car. There is a lot to think about. It was very difficult, right? But after you do it for a few hundred hours, it becomes second nature, so much that you can drive to work without even thinking about it. You can have a telephone conversation while you are driving to work. You are driving a car – it is something that was very complex when you first did it.

So do not think that these movements with firearms are going to be impossible. You can master them. It is just the same thing as tying your shoes, learning how to swim, learning to type on a computer keyboard or learning to drive a car. If you have hands or even just one hand, you can master this stuff. You just have to go through the motions, work it out – it is going to be really clumsy at first. You are going to think this is freaking impossible at first, especially you women who are trying to rack the slide of a pistol and you are like, "Why did they make this thing so damn difficult to rack the slide," and there could be some possible answers like, "Oh, you have a brand new gun that is not really, you know, worked in very much." You need to put a few hundred rounds through it. It'll loosen up a little bit. Maybe you need to loop that gun. You do not want to a dry metal pistol slide that does not move very easily, but you mostly want to break it in and it might be technique.

There are easier ways to rack the slide and I cannot really show you here because this is not a video, but you can go online and look for those things and you can practice it. You can also get stronger. Your grip can get a lot stronger and you can also use your body weight. You can rack the slide by using pushing the pistol down against the rear sights on the edge of something, doing it safely so you do not shoot yourself in the process. Do not shoot your feet. Never get to shoot your feet and also do not shoot your hands while you are doing that either.

You might want to practice it without any ammo at all – no magazine and no ammo. Just practice racking the slide, so you can get through these things. If you can drive a car, if you can operate a computer keyboard, you can get good at running a rifle, a pistol, reloading, clearing jams – and that is basically all you need, and then, you can use the radio as well, push-to-talk – or sometimes we say push-to-scream. It is a push-to-scream button. "Rah!" So your buddies know you are screaming. That is really – that is not very helpful. ■

[healthrangerstore.com/PumpkinHempProtein](http://healthrangerstore.com/PumpkinHempProtein)



## Stock up on the world's most nutritious **PLANT-BASED PROTEIN!**

- Delivers omega-3 fatty acids, and 20 amino acids
- Vegan, non-GMO, and lab tested for glyphosate, heavy metals, and microbiology



**MIKE:** Alright now, we are going to jump into a discussion of actual firearms. For this section, we will cover specific recommendations of firearms to acquire if you do not have them and firearms to own and hold on to, to kind of cover the bare minimum of what you need, in my opinion, to effectively defend yourself against the chaos that is coming.

Now for a lot of reasons many people start out purchasing a pistol and that is fine – and my pistol recommendations really are pretty broad. All the companies out there make good pistols – I mean, M&P makes the shield pistol, Glock is a perfectly good pistol and obviously SIG Sauer. I have switched from Glocks to SIG Sauers over the last couple of years and now I actually carry the SIG P320 and I recommend first ask yourself, are you a large-handed person or a small-handed person or maybe medium handed – I do not know.

But if you are may be a medium-or large-handed person, you can probably handle the P320, no problem. If you are a small-handed person, then the SIG P365 or the slightly larger version, which has the same diameter of the grip is the P365 XL. Both of those are excellent choices. In fact, I love the P365, which I sometimes use as a backup pistol and the reason, it is a very logical rational reason, let me explain here – the P365 pistol is very, very small, but it was designed around a kind of one-and-a-half thickness bullet stacked magazine that allows



a very small frame pistol to hold 10+1 rounds, which is ten on the magazine and one in the barrel. This pistol is almost exactly the same size as the Glock 43, I think it is.

The Glock 43, however, only holds six rounds in the magazine plus one in the barrel and I own a Glock 43. It is now obsolete. The SIG P365 is much better than the Glock 43. So there is a reason – you want to have more bullets obviously in the same size a pistol that you are carrying.

Now, if you are in a survival situation, you are going to need, in my opinion – really, you will have to prioritize your purchases on this – but I think you need three pistols and here is why. I think you need a very small frame backup pistol like the SIG P3 65, which some people carry in an ankle holster; some people carry on the opposite side of their hip as their primary pistol; so some people carry two pistols, not a horrible idea, so that is your backup pistol. You also then need a concealed carry pistol that is usually called a compact size. Now a Glock 19 would be a compact Glock, that is the perfect-sized pistol for most people, it works great.

If you had to choose one pistol above all, Glock 19, very simple, better than almost any other choice. But I carry the P320 in the compact size as my everyday carry pistol. So if I am out in a restaurant, if I am walking through a grocery store or wherever, I have got that SIG P320 compact, which is not really very small. So, I am a pretty large guy, so I can carry it and I can conceal it very effectively and you have to decide if it works for you.

Now in a survival scenario where you are armed all the time on your own property, you do not want a compact concealable pistol. What you want as a full-sized pistol and there are a couple of reasons why. Number one, you do not need to conceal it – you are walking around your own property. So you should have a full-sized pistol, which could be for example, the SIG P320 full size instead of the compact or it could be a Glock, what, a Glock 21 I think or I do not remember all the Glock numbers, but a full-sized Glock in 9-mm or 40 Cal or whatever you use would be appropriate.

The reason a full size pistol makes a lot of sense – and this is counterintuitive to a lot of people – is because the bigger the pistol, the less the recoil and that is because of Newton's laws of motion, every action has an equal and opposite reaction.

If you have a large chunk of metal firing a 9-mm bullet, that large chunk of metal is going to experience very little recoil compared to a small chunk of metal firing the same 9-mm round. So, small pistols have a big scary kick. Big pistols have a small kick and I have seen this in students where they bring a small pistol to class thinking, well, it is a small pistol, it is going to be easier to shoot – no, it is not. They are harder to shoot. They jump around, they lurch, they go “bang!” and they scare students. You hand a student a much bigger pistol with more mass, more metal and suddenly they are shooting better, why? It is smoother to shoot.

So in truth, you really want the largest pistol that you can get for the circumstances that you are trying to get at – for example, I have a full-sized FN pistol that is really super smooth to shoot, it is like butter, it is crazy. You can put multiple rounds on target right after one another. It is fantastic, but I would not want to have a small gun because it would be jumping around all the time.

Now, the SIG P365 is remarkably accurate as a very, very small gun, I could not believe it. There is something about the SIGs with the dovetail geometry that if you

see your hand correctly under that dovetail where you are gripping that gun up high and really putting it in sort of the crotch between your thumb and your first finger, that extended dovetail of the SIGs really controls the vertical spread of your rounds and this is why I like SIGs better than Glocks, well there is a couple of reasons.

**“ So in truth, you really want the largest pistol that you can get for the circumstances that you are trying to get at ”**

Glocks do not have such a pronounced dovetail and Glocks, at least in my experience – and I know this varies from person to person and there are very, very good shooters who love Glocks and nothing wrong with Glocks – but when I shoot Glocks, they have more of a vertical spread than when I am shooting SIGs. Maybe it is just something about my hand geometry or the way I use my muscles when I hold the gun or whatever – everybody is different, so find out what works for you.

But there is another reason why I like SIGs better than Glocks. Actually, there are a couple of reasons. I will get back to the list of guns you need, but you can disassemble a SIG without having to pull the trigger. The disassembly and reassembly is easier on a SIG than a Glock. It is no big deal if you are experienced, but for first time gun owners or people who are not so mechanically inclined, a SIG is actually easier

to disassemble than a Glock. But another big thing is that Glock magazines are all polymer whereas SIG magazines are metal. In fact, I am going to pull out one of the mags I am carrying right now just to make sure I am describing this accurately, yes.

See, I carried a Glock for many, many years with the same magazine and one day I decided I am just going to shoot this magazine that I have been carrying, which had hollow point rounds in. I am just going to shoot out this magazine to kind of refresh the bullets. I do not like to carry the same actual bullets for years. I would like to just shoot them and put fresh bullets in there and when I shot that first bullet out of the Glock, the magazine fell out of the Glock and it did not load a second round. So, it went bang and then bloop, there goes the magazine it is on the ground, which is not really the way you want guns to work because it becomes click and then, “Oh my God.”

So, I did a little investigation on this, like why would these magazines fall out, and it turns out that because the Glock magazines are made of polymer material, there is a little indentation where the mag release latches onto that magazine. If you carry a Glock with a mag in it for long period of time, there is a little bit of vibration in there just from day to day walking around and carrying a gun because I carry all the time and I have for, I do not how many years, many, many years – and it turns out that it smooths out, it wears down

that groove in the polymer magazines so that the gun release catch no longer retains the magazine and then the magazine falls out, bloop and you have no magazine.

The SIGs are made of metal. The magazines are metal and guess what, you do not wear out the metal by walking around with it. I do not care even if you are belly dancing, even if you are doing, I do not know, some kind of aerobics or something, Jazzercise or Pilates with a handgun, you are not going to wear out that magazine and that magazine is never going to fall out. So the day that the magazine fell out of my Glock was the day that I realized I needed to switch to SIG and then I found out that I shoot better with SIGs also, and that SIGs are easier to disassemble and they have replaceable gun frames and things like that.

Look, in my opinion, the SIG is just a better engineered pistol. But I know there are a lot of people who are Glock snobs out there and they are going to be really angry to hear that, "Oh, my God, don't you know SIG is made by whoever, you know, SIG Sauer" and everybody has got a personal opinion, but I have logical, rational reasons for why I do not want to carry a plastic magazine, i.e. polymer magazine in a pistol, which is what Glock offers, so I am not a fan of that.

Alright, getting back to the gun list. So far then, to review, you have a backup gun, which could be the SIG P365. You have a carry concealed gun, which could be the SIG P320 compact and then you have an everyday carry gun that is large that you have on your waist when you walking around your property and being on alert for the zombie mob or something, right, or thieves or looters or whatever.

That gun could be the full-sized SIG P320 or there are lots of other choices, but just make sure it is a full-sized gun. Some guys like to carry a 1911 with their 45 auto rounds even though you do not have much ammunition in a 1911 unless you have a big double stack setup, which gets a little bulky, but hey, whatever you like to shoot, make it big, get a good holster, put it on your waist and carry it around 24/7.

The whole point of having a big pistol is so that

you can carry it around without having to think about it and at first you are carrying your gun 24/7, you are going to notice it. It is going to get in the way, you are going to hit it walking through doorways or whatever; you are going to knock something off the counter with your gun holster because you are not used to it being there – that is going to go away after a few days and you would not even notice it. You would not even notice it. You will go throughout your life without even realizing you have that gun there until you need it and that is the point of having a pistol.

Frankly, if I can have a rifle on my hip that would not get in the way, I will just carry a rifle all the time. Of course you cannot do that because they are big and heavy, so that is why we have pistols. Remember the thinking of what pistols are for. Pistols are to be used to allow you to get to your rifle, that is pretty much it. If someone comes onto your property and starts shooting at you, you might pull your pistol, you might fire off a couple of rounds at them, maybe to kind of halt their attack, to make them seek cover, to let them know they are going to face some resistance, but after you do that, you should be running and sprinting for your rifle.







Once you have your rifle, you can actually get business done. That is when you can put rounds out hundreds of yards and you can use your super duper ACOG scope or whatever you have on your rifle – your Holosun Red Dot, which I will talk about or maybe your variable magnification optic. Whatever you have is a real nice Trijicon one to six, for example, whatever you have, then you can really seek out and take out targets with your rifle. The pistol is just to get you to your rifle.

Now, so far then, you have three pistols, right? You got your backup, you got your carry pistol and then you have your primary large pistol that you are carrying openly on your property. You need one more pistol, that is right. You are going to need four pistols and that is your night vision pistol and because of what I mentioned about night vision earlier, it is very, very hard to line up the sights on a pistol with night vision unless you have a Red Dot Sight on your pistol.

There are a lot of good options now for red dot sights; Trijicon makes some, there is the RMR – what else is out there – yes, SIGs got a really nice red dot as well that pops onto their SIG pistols. I have got one of those and these are great for night vision use, so your day gun is typically different from your

night gun or your night vision gun, and this is really important to note because during the day, I do not want a red dot sight on my pistol. Why, because it is slower.

I can acquire a target and engage a target much more quickly using iron sights. But the iron sight gun does not work with night vision because the sights are not in focus, so that is when you need a red dot. So, now you are up to four pistols, which it is about \$2,000 worth of pistols, alright. Now, we are going to cover rifles next and you are going to need several rifles as well, but at least you have the pistols covered here.

For rifles, your first rifle should be a standard AR15, and you can get them from many companies. I recommend just a direct impingement, regular 16-inch barrel, mil-spec AR15. You can get them from everybody. Everybody makes an AR15, Smith&Wesson, Patriot Ordinance – just freaking everybody. Get a sporting rifle or you can go Bravo company and get the recon rifle, which I love personally. It has got a good barrel. It is a shortened barrel with a permanently attached flash hider so it is a little bit lighter and little bit easier to maneuver with – but just get yourself an AR15, standard 5.56 rounds.

The reason this should be your first tool is because this is your all-around rifle. This is what you can do, you can use around your farm, you can use this to engage targets out to, well, easily 300 yards, but actually you can go out to 600 if you know what you are doing. If you have got some ballistic holds in your reticle, you can push those rounds out to 600. You just have to know how to hold it. Your accuracy is going to suffer at that range, but you could do it and your AR15 is going to take standard P mags, right. It is going to use all standard parts, bolts, bolt carrier, group charging handle, Buttstock – all that stuff.

So, this is the Ford pickup of American firearms and you need to have one because you will be able to get parts for it and everybody knows how to use it and you need to learn how to master this, which is everything – from running it, charging the charging handle, reloading magazines, clearing jams and stop hitting that ping pong paddle to reload the next round, use the charging handle – and James Yeager teaches that in his classes, in which there are a thousand different ways people can run these things.

Personally, here is what I do, I put an ambidextrous charging handle on it, that is one of the first things I do, so that I can run that charging handle with my

left hand or right hand. Those ambidextrous charging handles will run you about \$69 or maybe \$79, something like that. It is a little pricey. I also like to put a BAD lever on it. That is a B-A-D lever, which is made by Magpul and it allows you to lock back the bolt carrier group using your right index finger or at least locking it back after you have pulled the charging handle.



There is a reason for that, which you will understand once you get into more gun training, but it gives you more options for ambidextrous control over locking back the bolt carrier group – and those are the only two modifications that I typically make to rifles. If you really want to go all out for about \$129, you can get a nickel-boron, basically a nonstick, superlubed, bolt carrier group. There are number of companies that make those. I recommend you wait for a Black Friday sale.

I remember last year, I think I picked those up for \$99 or \$109 or something like that. They are cheap, so why I bought five of them. I know you are like, “Why are you going to need five of these?” Well, I do not

know. I might break one given all the weird things that I try with stumping on these rifles or whatever. I might break one, who knows? You can never have enough spare parts.

When you find things cheap like that, you should just get them because maybe today those are \$150 or more, who knows, but you can get superlube bolt carrier groups that are going to cycle really, really well and have less chance of jamming. But the thing to understand is you’ve got to lube these rifles. You’ve got to run them with lubrication and they are to be lubed.

Do not overdo it, do not go crazy. It should not be soaking wet in there. You would just be smoking out all your hot oil. People would wonder, “Why is your rifle smoking?” “Uh, I put too much actual grease in it, that is why. I had been running it hot. It is burning all the oil up.” That is when you know you put too much oil in there. You do not need that much oil, but you do need some.

I still remember that highway patrolman cop, that he came up to me at the shooting range one time. I was doing some ambidextrous rifle shooting drills and he was asking me questions. He said, “Hey, would you look at my rifle for me,” and I said, “Yes, sure, happy to man” and like, “Where do you operate?” He was telling me about his highway patrol territory, what he does, and he said he has got this AR15 in the trunk. “What good is it in the trunk, man.”

## HEALTH RANGER SELECT ORGANIC PEA PROTEIN POWDER

- Lab tested for glyphosate, heavy metals, and microbiology
- Certified organic and Kosher, contains no gluten, non-GMO, and non-irradiated
- Highly bioavailable and hypoallergenic



healthrangerstore.com/OrganicPeaProtein

But anyways, highway patrol, they mostly run pistols and he pulled out this AR15 and it was one of those old school A4 with the carry handle with the solid buttstock and no adjustments on it at all. This was like from 1973 or something and we took the pins out, opened it up, and there was not a drop of lubrication had ever touched the inside of that thing and it had never been shot. There was no carbon buildup and there was no lubrication, none. It was like clickety clang, metal on metal. That is not the way to run one of these rifles, it does not work.

So he said, "Well, what should I do, how, you know, what should I put in here to lubricate it," and some people go out and they buy like super duper 2000 Luber. "You know, it's super high tech, NASA uses it" whatever, \$39 for two ounces of super full auto machinegun lube and that is all a scam, right. All you need to do is go out and buy either axle-grease, a high-temperature axle-grease and you can go to typically an agricultural supply store like Tractor Supply and you can buy like a high-temperature gear lube that is used in, let us say tractor augers, where the oil gets really hot or you can even buy just like mobile brand synthetic car oil and take that stuff and lube your gun, you are good to go.

You are good to go. You know, your car engine gets hot too and the oil that is in your car is heat-resistant, by the way, and I doubt you are running a full auto gun anyway. If you are running some full auto gun, you are probably not even listening to this chapter because you already know all this stuff.

So you do not have to spend a fortune on lube. I mean, look, a lot of my information here is about you spending money on things, but this is going to save you money. You do not need to go buy some super duper lube. In fact, there is a product on the market called FrogLube, which is a great product and it is used for cleaning guns and it is used for lubing guns.

Guess what FrogLube is. It is green coconut oil. It is coconut oil with green food coloring. That is pretty much what it is. Maybe there is some other additive in there for shelf life or something, I do not know, but it is basically coconut oil. So think about this. You can store coconut oil in jars, which is awesome for calories and you can use coconut oil to cook with, to add to your calorie count, make your soups more delicious and make your pancakes more delicious. You can cook with it, you can put it in your pancake mix, you can put it in your biscuits – you can also put it in your rifle and it makes your AR15 run and it smells like pancakes. It smells like coconut pancakes in there, yes. You are running that AR15, taking out zombies and enjoying breakfast at the same time, how about that?

Nobody gives you that but the Health Ranger, trust me. Nobody else gives you that coconut oil AR15s, I am serious. This is not a joke. You can enjoy superfoods while you are taking out zombies all in one Health Ranger Special right there or you can just use car oil or axle-grease or whatever. I just go out and buy small tubs of axle-grease and I just use that, it works great. We do not have to have special lubrications. ■



**MIKE:** Alright, getting back to the rifles here after our little superfood interlude. So, you have got your AR15, okay, and you learn how to master that and you know how to run that. What else do you need in terms of rifles?

Well, there is probably two other rifles that would be good to have, at least two. The second kind of rifle is a vehicle rifle, which is usually actually a pistol with an arm brace and I have a specific recommendation on this one and it is *MaximDefense.com*.

*MaximDefense.com* makes a product that is insanely good. It is called the PDX. I am looking at their website right now and apparently they have sold them all out, which I am not surprised that is the case. But anyway, the PDX runs about \$2,000. There might be a little waiting list for it. This is in 300 blackout or 7.62x39, which is the AK rounds.

This is probably the perfect vehicle gun. It is an amazing feat of engineering. I would not purchase this in 5.56. I would recommend 300 blackout or 7.62x39. It has a rapid deploy stock, you just pull it out and the stock comes out. The overall length of this thing is so short, I think it has got a 3.5-inch or 4-inch barrel. It is so short that it goes in a backpack. You can probably put it in an oversized briefcase. It is crazy good and it is crazy small. It is really amazing.

The engineering of this thing is truly fantastic. They have shortened the buttstock; they have put the buffer into the end of the bolt carrier group to eliminate a lot of excess space there with the buffer spring coming off that. You will see once you get one and take it apart, you will go, "Wow, this is amazing, how did they make this thing so short?" This is the perfect vehicle firearm. Technically, it is a pistol, but still it is got the caliber of a rifle.

So, I like this in 7.62x39 because 7.62x39, I mean, this is a car gun or a truck gun, so it was easy to maneuver inside a vehicle. It is not going to get caught on the seatbelts and the seat headrest and everything, but 7.62x39 will punch through other people's car doors. So if you are defending yourself against some psycho road rage zombie who is shooting at you, you want to be able to penetrate car doors – and by the way, a 9-mm will typically do that, but 7.62 does it much better.

The 7.62 will go through the driver door, the driver, the passenger and the passenger door. You will have blown through to such an extent that you better make sure you know what is behind your target, which is always a good principle. You can blow through car seats, you can blow through car parts, everything by the end of the block basically with this little gadget. It is about \$2,000 worth every penny if you are out driving around during the apocalypse, which may not be a great idea.

I love this gun because it packs so much power into such a small frame. It is just absolutely perfect and again, if you get stranded on the highway and have to bug out on foot and you can carry a backpack and you can have this gun in it and nobody sees you carrying a gun. You do not want to bug out on foot walking down the highway with a 16-inch barrel AR15. You are going to draw some attention, but you could put this maximum PDW into a backpack.

By the way, I forgot to tell you my recommendation on the backpacks is very simple, get yourself a regular-looking, nonmilitary, noncamo backpack in your car. It should look like the kind of backpack that a computer nerd would have, just kind of like some sport solid color, maybe it is blue or maybe it is a brown leather backpack, whatever. Just a normal-looking backpack. Do not run camo. You put this gun in a camel bag, somebody is going to see it, break into your car and steal it because they think, "Well, there must be some gear in here, it is

camo colored. It looks tactical." You do not want anything to look tactical in your car. Just have a regular-looking backpack, a geek backpack with a surprise inside. "Oh, here's a 7.62x39 pistol, amazing," so that is the first thing to keep in mind.

Now, in addition to that car gun, in my opinion, you also need a longer range, bigger caliber rifle, which many people might say is a hunting rifle. Now, hunting rifles usually start at the 308 caliber, i.e. 7.62 and they move up from there to like 300 Win Mag often or maybe something bigger like the 338 Lapua, which is one of the rounds that I trained with for long-range shooting.

At the low end of this, the 308 will give you ranges out to about 800 yards if you know your holds, the 300 Win Mag will go twice that easily 1,500 yards and the 338 Lapua will go 2,500 yards. Again, you've got to know your holes; you've got to do the Win calls; you've got to understand the ballistics and all that.

But the reason you want a rifle that has longer ranges is because your standard AR15, it ranges out at about 600, remember, and really the effective range where you have the most energy in the rounds is about 300 yards or I should say 300 and under. Obviously, you have the most

energy at point blank range because it is losing energy every second that it is in the air. But at 300 yards, you still have enough energy to deliver kinetic trauma to the target, which is the whole point. But at 600 yards, it is not hitting that hard. You do not have a lot of velocity left and the mass is not very big, like a 55-grain 5.56 round, not a lot of mass in it or a 62-grain whatever you got.

So with the 300 Win Mag round, you have the opportunity to put a lot more mass at a much higher velocity for longer range. So you are able to reach out and out-range your target. You may be in a situation where bad guys are shooting at you with an AR15 from 300 yards and they are mostly missing because they suck because zombies are not very good at ballistics it turns out. So their rounds are going way too high or way too low. You can hear them hitting all around you, but they are not putting rounds on target.

Now, if you then have a 300 Win Mag "hunting rifle," it might be a bolt action or you might have the NEMO rifle that I have, which is a semiauto 300 Win Mag where you can put 10 rounds down range in rapid succession. Whatever you have, you can put 300 Win Mag rounds on target easily if they are at 300 yards, that is just a warm-up round for the 300 Win Mag.

[healthrangerstore.com/SurvivalSupplies](http://healthrangerstore.com/SurvivalSupplies)

## RANGER GEAR FOLDING CREDIT CARD KNIFE

- Transforms from a "credit card" into a functioning knife in mere seconds
- Features a polished stainless steel 65mm blade
- Extremely portable; fits comfortably in your wallet



When I am just making sure my rifle is functioning, I have got a target at 450 yards with, what is it, an 8-inch by 8-inch chest plate area of steel target and I will hit that at 450 yards just to make sure the rifle is functioning and that is not even – I normally do not even factor in wind because it is moving so fast, 450 yards is like a picnic for that round at 300 Win Mag.

A lot of your tactics here are going to depend on out-ranging bad guys and the good news here is that people who do not have experience with rifles do not know how to engage at range. They suck at it. They absolutely suck at it and that is true among a lot of hunters, too. A lot of hunters do not know their dope. They do not know the ballistics, holds and they have crappy scopes by the way where they do not even have the milliradians designated in the reticle.

All they have is the old cross hairs with a few dots that are typically like MOA dots and they do not even know how to use them and half the time the dots obscure their target anyway there. I mean, there is a lot of bad scope reticles out there. Most of them are horrible. They are really bad.

I use the tremor reticle, Tremor2, Tremor3, H59. Those types of reticles by, what is it called, Applied Ballistics. It is basically the company that makes – or I think they used to be called Horace Reticles, but I thought they got bought out by somebody. Anyway, they are called Tremor, T-R-E-M-O-R, Tremor2, Tremor3. You have



got ranging, you have got windage, you have got so much great information in there.

I just do not buy anything else period and the Tremor Reticles make your long-range scopes quite a bit more expensive. I think you pay like an extra \$800 or something on a long-range, good-quality scope to have that reticle in it, but without that reticle, it is pointless. I do not know how people are expecting to hit anything at 1,000 yards using crappy reticles. But again, you can use this to your advantage with somebody sitting way out there, you have spotted them because you have maybe a better optics, maybe night vision and they are pestering you with inaccurate rifle fire and their ability to put rounds on you is plus or minus 50 feet of accuracy. Well, you can put rounds on them plus or minus five inches. That is why you should have a hunting rifle or something of that kind.

At the very basics, you could get a Remington 700, which fires a 308 round; you could get a LaRue Tactical 308, a DMR-type rifle; you could get a SIG DMR; you could find all kinds of rifles that are in that caliber. It is just that the 308 round, the normal one, the 7.62x51 is not really very effective long range. So that is why I really recommend something if you can handle the kick in 300 Win Mag or better or bigger, a 300 Win Mag, I think, it is a fantastic round. It is really just, I do not know, it gets me just super-geeked out to look at the ballistics curve of a 300 Win Mag especially a smaller mass bullet in that caliber.

I will tell you this, one of the best ways to use this is to buy a 168-grain 300 Win Mag bullet and you might say, "Why, why would you use such a small, a small mass when you could get a 190-grain bullet?" Well, the reason is of course the smaller bullet mass flies at a much higher velocity with a much flatter trajectory because you have got much more powder behind it compared to using that bullet in a 7.62x51 cartridge.

In other words, the bullet might be the same bullet that you would use in a 308 rifle except in a 300 Win Mag rifle, the bullet has a lot more powder behind it, which of course is the accelerant, so with more powder, you are going to get more velocity and with more velocity you have less flight time, which means less drop and less windage effects. So, you are able to really punch at a very long range with a 168-grain 300 Win Mag cartridge, which is made by a number of different companies.

Now, some of you might say, "Well, what about 6.5 Creedmoor?" You can get something like 135-grain bullet in a 6.5 Creedmoor round and those are flat shooting too and those do not have a lot of windage. Yes, that is great for target practice and competition or if you think you are only shooting at zombies, but not having to deal with cover or vehicles or anything else. The 6.5 Creedmoor is a very small bullet. It is very small compared to the 300 Win Mag bullet typically and the 6.5 Creedmoor therefore is not useful against any kind of hardened target or vehicles, which is why I like the 300 Win Mag because your zombies might be driving a pickup truck for all you know and you need to be able to penetrate that vehicle and get to the zombies.

Whatever your scenario is, maybe you have got zombies on ATVs or something, and you need to punch out ATV engines, well, 300 Win Mag is going to do a much better job than a 6.5 Creedmoor and also 300 Win

Mag rounds are very common in hunting areas and you are not going to raise any suspicion buying hunting rounds during hunting season in a hunting-friendly state or county and that is why I liked the 168-grain 300 Win Mag. It is a very good choice.



Now, finally, if you are really into hardware and this is not a necessity, this is just optional, but for those of you who really want to carry out maximum damage on vehicles and other elements that are assaulting your friendly country ranch, you can buy a Barrett 50 caliber that fires 660 grain rounds with not that great of an accuracy – maybe two MOA accuracy or something like that, I do not know, it is not great.

These are not really for pinpoint shooting. This is for taking out vehicles and things like that and I have got one of these 50 Cal Barretts and I rarely shoot it because it is just – the damn thing is scary. I mean, I am around firearms all the time and I am perfectly used to firing off 338 Lapua rounds and things like that. This 50 Cal freaks me out. Just shooting it is like getting hit with a concussion grenade in your face.

## RANGER GEAR CREDIT CARD SURVIVAL MULTI-TOOL

- Features 11 useful tools for everyday life or emergencies
- Portable, lightweight and can be carried like a credit card
- Made with stainless steel to resist rusting



You have this thing on the ground and you are lying down in the prone position and firing it and it is like a grenade has gone off on the ground in front of you – and it kicks up so much dirt and dust that if you are trying to use it in any kind of a covert manner, basically you are just sending up a giant dust cloud unless you have covered the ground in front of the rifle to avoid the dust kickup. I mean, the thing is it is insanely powerful. I mean, it is sending a 660-grain, massive, 0.5 inch diameter bullet, that is what 50 Cal means is 0.5 inches diameter. It is sending that thing down range at crazy velocities. There is a lot of energy, the accuracy sucks, the gun is freaking heavy and it is just scary to shoot. I do not like it.


So, I have it in case like I need to give it to a sheriff deputy who is younger and bigger than me, he can handle it. Get some young 25-year-old, 250-pound guy, he can run that thing. I am not interested. I do not need my brain traumatized with the shockwaves, frankly, no thank you. But if you need to take out vehicles, there is your choice and the ammo is surprisingly not as expensive as you would think. I think I was able to pick up rounds for \$4 or \$5 a piece not long ago even when ammo gets very expensive for the lower caliber like 5.56, ammo tends to not go up as much for the higher calibers. So that is one reason why it is good to have something like a 338 Lapua hunting rifle or a 300 Win Mag rifle because you can usually get that ammo with less inflation as prices tend to go up on other calibers.

So, to summarize, the three rifles I think you

really do need: you need an AR15, you need a gun for your vehicle such as that Maxim PDW or PDX it is called and you also need then a longer-range hunting type of rifle shooting something heavier like a 300 Win Mag. Those are the three that you really need and if you were going to buy a fourth, I would just have a backup AR that you could use with night vision. So, really you want an AR that is set up for night vision using a riser and something like an EOTech Red Dot Sight setup, so that you can put your night vision on the gun, get a cheek weld and look through the optics and then you want a daytime AR, which is a little bit different setup.

So, ideally you have two ARs, you have a truck gun or car gun and then you have a hunting rifle, and that is a pretty good setup. So, now I think in all you have seven guns, right. You have got four pistols and three or maybe four rifles. So let us just call it eight. You have got eight guns, which covers the very basics.

Now that you have eight guns, you can consider yourself to be an honorary Texan. You can move to Kentucky, Texas, Utah, Florida and Arizona. You can come to a southern state as long as you bring at least eight guns with you. But if you really want to become a local in Texas, you really have to add to your gun collection from there. Eight is never enough. There is always some new gun with a new feature or a new caliber that you got to have, right, so you will end up with 12 guns and then 16 and so on and then, then you can really consider yourself a Texan.





But all kidding aside, these eight basic guns will cover you in real survival scenarios that I have already discussed here. I would not want to own anything less than the eight guns that I mentioned, four pistols and four rifles. On top of that, not a bad idea to have some shotguns around. Different types of shotguns for different scenarios, home defense, vehicle defense, things like that. We will talk about that later, but for me, shotguns are the lower priority because I like to put rounds on target with precision, so I am more interested in AR platforms and pistols that run well and not so much shotguns.

Nothing wrong with shotguns, except they are slow to reload and you run out of ammo too fast. Five or six rounds into it, your shotgun is empty and if you have ever tried to reload a shotgun while you are being shot at, basically it is impossible. I mean, they are hard to reload even in normal times. Reloading shotguns is horrible unless you have got one of those new ones with a magazine on it, but then it is an unwieldy thing. I do not know, there is something wrong about shotguns with big magazines. It just does not look right, I do not know. I will have to think about that some more. It does not seem right.

If it is got a magazine, it should be a rifle as far as I am concerned. But anyway, start with these eight, get the eight nailed down if you can. You are going to be several thousand dollars into this. Do not buy all eight at once or your gun shop will call the ATF. They will think that you are running your own fast and furious operation by selling guns to the Mexican Narcos. So do not buy all eight at once. Do not be an idiot. Just buy one gun at a time and do not do anything illegal, by the way.

I always say, follow the law, make sure you are legal when you are purchasing the guns, make sure you are allowed to own them, practice gun safety, lock them up if you have got children in the house, all those kinds of things – and do not buy guns for other people, that is illegal and it is also immoral. You do not know what they are going to do with them, so just buy guns for yourself, but cover the guns you need, which is eight – hope that makes sense. ■



## RANGER GEAR EXTREME MULTIFUNCTION SHOVEL WITH TOOLS

- Heavy-duty survival tool for a variety of applications
- Comes with durable riveted connection plate
- Features 15 useful tools for everyday life or emergencies



[healthrangerstore.com/SurvivalSupplies](http://healthrangerstore.com/SurvivalSupplies)

**MIKE:** For this section, we are going to talk about chest rigs and ammunition and arm braces. This is all important stuff and also Red Dot Sights as well to give you specific gear recommendations here.

So let us start with chest rigs because that is fairly easy to get out of the way. Mayflower is a company that makes really rugged chest rigs, different models. Basically, they strap around your chest. You should wear them kind of high on your chest. They are not belts. They should ride much higher and they put magazines and other gear basically right above your sternum or right in front of your sternum with your your pecs ,your chest so you can reach your magazines and reach all your other gear – and this is a great way to carry extra magazines. This is not a bulletproof vest, it is not a ballistic vest, although you can get chest rigs with ballistic plates in them, but they are bigger and hotter and heavier. So, for the most part, I am talking about just chest rigs to carry equipment. What kind of equipment – radios and gun magazines, flashlights, first aid kits, things like that.

Now, Mayflower is a great brand. There are quite a few other good brands out there as well. Many of these are very hard to get right now for all the obvious reasons. You can get lower quality chest rigs for something in the \$50 to \$100 range on *Amazon.com* and these are typically used for Airsoft. So, if you just search for Airsoft chest rig on Amazon, you will get a number of these that are lower costs and lower quality. I



would not trust my life to those, but they might get you by in a pinch especially if you cannot find other higher quality chest rigs that are made by more reputable companies out there like Mayflower.

Whatever you do, definitely work it out so that you are wearing the rig in the correct way. I have covered this a little bit earlier in the report of where to put, the radio should go typically on your offhand side, which is usually the left side for most people and your magazine should be more placed in the center so that you can get to those magazines with either hand if you have to and also do not go crazy with too much stuff.

A lot of people like to go crazy with way too much stuff and I remember one of my Navy SEAL buddies telling me that they would go maximum two layers on that; one they would have magazines and then maybe another set of magazine holders stacked on top of those magazines, but that is it, and he told me they do not even like to do that because it makes it hard to climb over things.

If you are climbing over barriers or fences, this chest rig is in the way and he also told me it makes it hard to lie down prone. So, if you are advancing on a target or you are trying to make yourself small because you are being attacked, you might hit the ground. You might go down to the prone position. Well, if you have got a bunch of crap on your chest, you cannot really lie down as low because you have got 6 inches of gear sticking out on your chest that makes it harder to shoot from that position as well. So keep all this in mind. You know, more stuff is not always better. You want to have just the right amount of stuff, but not too much stuff.

So, there is nothing wrong with micro chess rigs and there is a company out there called G-Code, that is C-O-D-E, just like it sounds and I think they are at *TacticalHolsters.com*, yes. Bringing that up, they make a micro rig that I have that I really like. The problem is they have long wait times right now. I think a couple of months of wait time. So, if you do not have one from them right now, might be hard to get one, but I really liked their gear.


In fact, when it comes to holsters, G-Code is really the best. I like the G-Code battle belts as well. I should talk about those. You could wear a battle belt instead of a chest rig. So, basically it is a big, heavy belt, usually like 2 inches wide, very stiff, sometimes they are 1.75 inches, it is a very stiff belt – and then you can put AR15 magazine holders as well as pistol magazine holders on that belt along with other types of

gear holders and they have a G-Code. In fact, they have what is called a Scorpion Series of magazine carriers and belts and so on. They have got different kinds of gear. Let me see if I can bring this up.

Yes, here we go, *TacticalHolsters.com*. They have a Scorpion Low Vis Belt and they have what is called an Assaulter's System belt. These have multiple magazines for rifle, mags, and pistol mags and they run under \$300 for the belt and the mag holders, the connections and also it is got a connection for holster for your pistol as well.

So, if you do not want to run a chest rig, you can wear one of these battle belts and that is also a good way to go. It is just that the chest rig can hold a lot more gear and some people wear both, people who really want to gear up. They will wear both and there is nothing wrong with that if you are actively being attacked or threatened and you think you are going to need more magazines, so consider the battle belt and consider the chest rig and both of those are good choices.

Now, radios do not work that well on battle belts because you have a long cord that usually gets tangled up and broken. So radios are much better on your chest rig because you can keep the chords of the radio closer to your pushed to talk and closer to your headset, Peltor, as I recommended. So, for that reason alone, consider a chest rig. I have seen people wearing more magazines on a battle belt and other gear on the chest rig and that seems to work for



them as well, so just sort of work out what is best for you, okay.

Moving on to arm braces and folding stocks, this is something that no one taught me this. I had to figure this out for myself. So, I will pass this along to you as some shared wisdom and here it is, there are lots of different types of gun stocks and arm braces. There are kinds that fold, there are kinds that you push a button to pull it out and extend it and there are kinds that do not extend at all and I have seen a lot of, for example, the SIG MCX rifles and MPX pistols with folding stocks – and I am here to tell you, I do not like folding stocks and you should not either and here is why.

Even though a folding stock allows a rifle or a pistol to be shorter overall it is hard to get it out of a bag. Let us say, you have it in a bag or a briefcase or something, it is hard to pull it out of that bag and then unfold the stock and then fire it. It is much faster to have what is called a rapid deploy stock or rapid deploy arm brace that simply pulls out without having to press any buttons at all and you do not need lateral space in order to pull it out. You just grab it and yank it back and that stock extends and I have tried every stock system on the market and of course all the standard Magpul stocks are pretty common, but you have to press and you have to clamp down on that stock piece in order to move those stocks, right.

Well, the best stock in the business is made by Maxim who I mentioned before that makes, I think it is a PDW firearm. That is a PDW, a “personal defense weapon,” and it is the best gun firearm or car firearm and it has a rapid deploy stock. So the stock, you just grab it and yank on it, boom – or actually it is an arm brace. You just yank on it and it pulls out. You do not have to press any buttons unless you want to push it back in, then you press a button to push it back in when you are done doing whatever shooting you were going to do.

But there is a trick to this. You can go on to the Maxim website, which I think is *MaximDefense.com* – yes that is it. You can go on there and you can purchase different braces that work this way and when you do this, for example, they have a PDW bracelets, let us just start there. A PDW brace or they have a CQB brace or whatever.

You purchase these braces or stocks depending on whether you are running a pistol or an SBR and if you install them, you will notice that they do not pull back, that for some reason, I do not know why this is, but when they come from the factory, you cannot really yank them back. They do not have the rapid deploy functionality that they promised to have and so what you have to do is you have to make a little modification with a Dremel tool – and in this special report, I am going to take you through the photographs of how to do that and it is very simple. You disassemble it and then you Dremel a slight 45-degree angle only about 1 to 2 mm wide on two edges of two different parts. Well, I should say really one edge of each of the two parts and then you reassemble it and now it is a rapid deploy arm brace or stock.

I figured this out myself because I purchased their PDW gun and that has rapid deploy, but when I purchased their braces and stocks, they did not have rapid deploy, so I disassembled them both side-by-side, took all the parts out and looked at them – and I could not tell any difference whatsoever until I looked at them under a very strong magnifier and then I could see a very tiny 45-degree angle on these two edges of these pieces of metal, and so I just took a Dremel tool, did a little grinding on my own pieces, reassembled them and boom, they work exactly the same way now.

So, you can buy these stocks and you can make them work with rapid deploy. But here is something that is even better well to know about this. Maxim Defense did a deal with SB Tactical and SB Tactical is a maker of stabilizing pistol braces and then SB Tactical put together their own branded version of this arm brace that is called the SB PDW, that is as S-B as in boy P as in Papa, D as in dog, W and that means the SB Personal Defense Weapon Stabilizing Brace.

These, I have seen them recently at Midway USA for as little as \$239, whereas the Maxim Company at *MaximDefense.com*, there they are \$330 or more, but you can go on to *MidwayUSA.com* and you can buy these for \$200 something – and then when you get them, you just go through the little Dremel process that I just described and you can then grind off the edges. It only takes 60 seconds really. It is very fast and then you reassemble them and you have got a perfectly functioning rapid deploy pistol brace.

This is the pistol brace that I prefer over everything else, period. Again, I have tried every brace on the market. It seems so – maybe there is one I have not tried, but I think I have tried everything that is out there. Nothing is as good as this Maxim design except that Maxim does not ship it in a way that does the rapid deployment, which is why you have to use the Dremel tool.

**BIOSTRUCTURED SILVER™  
FIRST AID GEL**

- Made from 3 types of silver:  
Ionic, Colloidal and Biostructured
- Added protection with a unique blend  
of 7 functional essential oils
- Protects your skin and supports its  
natural healing process

MIN 50PPM  
**SILVER**  
GUARANTEED

HEALTH RADIOLAB SELECT  
**BIOSTRUCTURED SILVER™  
FIRST AID GEL**  
NET WT. 1.83 oz (52 g)

LABORATORY TESTED  
LABORATORY VERIFIED  
MADE IN THE USA

healthrangerstore.com/First-Aid-Gel



Again, I do not know why they do this. I do not know why they do not ship them this way. But once you modify these, which may void the warranty, by the way, so do so at your own risk. But I do not care, I do not need a warranty, I need a rapid deploy. So, I use the Dremel tool and now these work great – and what it means is you can put this in a bag and you can grab it by the arm brace, yank that brace out and yank the pistol out and you do not have to fold anything. You do not need any lateral space or by the way, you can fire this even with the arm brace not deployed.

So, you know how some of the AR15 folding adapters are like. I think the law tactical adapter, you cannot fire the gun when it is folded. If you try to fire the gun, bad things happen. You do not have the buffer tube attached. So, you have to make sure you fold it together before you can fire. Well, that could be the two or three seconds that gets you killed. So, I do not use folding stocks and folding arm braces at all.

In fact, I do not use anything that you have to press a button to deploy. I want rapid deployment and that is why I recommend the SB PDW from SB Tactical, which is the same as the PDW arm brace or buttstock from *MaximDefense.com*. I hope that makes sense. Not trying to make it too difficult, but I needed to explain all of that.

One more thought on all this, by the way, SIG MCX rifles, which are very good rifles, they can be fired in the folded position. I know because I have done that a lot. They are a little bit heavier than a standard AR, but they are very reliable and I think SIG makes an outstanding rifle, there is no question about it. SIG makes great pistols and great rifles and everything.

SIG Sauer is by far my favorite firearms company, very reliable gear, just a little bit heavier. So, if you are in the market and you can pay \$2,000 or 2,500 for a very good rifle, get yourself a SIG Virtus, V-I-R-T-U-S, MCX rifle. You would not be disappointed. It is a fantastic rifle and it is designed to go 20,000 rounds plus without needing any major maintenance. Of course, you should clean it and lube it from time to time although some people think they can just run these things forever without any maintenance at all and that is not a great idea.

Alright, we are going to talk about ammo now and why you need expanding tip ammo for firefights and self-defense. Now, most ammo of course is just normal full metal jacket ammo. It is sometimes called round nose or ball ammo. It is just got a rounded tip usually a copper-coated lead bullet or copper jacketed as it is called.

These these bullets, which can be found in 5.56 ammo and 308 ammo and everything, these bullets do not do a lot of damage. If you are stockpiling ammo for self-defense and you are buying this full metal jacket ammo, it is the wrong ammo. That ammo is for practice. You buy full metal jacket ammo for practice rounds because it is cheap and if you are practicing, you are just punching holes in paper or hitting steel plates or what have you, so that is what that is for.

Actual battle ammo should be expanding tip ammo. Now, you may wonder, "Well, wait a second, I got some surplus ammo from the military and it wasn't expanding tip, it was full metal jacket." Well, that is because of the Geneva Convention. I think it was the Geneva Convention that says you cannot use expanding hollow-point

or expanding tip ammo in wars. You are trying to kill people in wars, but apparently they do not want you to kill them too much, so there is no expanding tip ammo used by the U.S. military that we know of because, again, it is illegal under international law.

The reason it is illegal is because it kills people very effectively and the logic of the Geneva Convention was that you should not be trying to kill the enemy. You should only be trying to wound them and remove them from combat and the full metal jacket rounds wound them enough to disable them taking them out of the fight. It would be cruel to actually be shooting them to try to kill them according to this logic.

Well guess what, when your farmhouse is being raided by zombies in a civil war or a collapsed scenario, you are not subject to the Geneva Convention and you should not abide by their limitations on ammo. You should find the most deadly ammo that you can. Why? Well because zombies do not like to go down unless you shoot them with good ammo. You are going to have to punch big holes in them basically.

You have seen the zombie movies, they will take standard full metal jacket rounds and just keep on lumbering toward you, "Arh, Arh, Arh." You got to hit them with hollow-point ammo. So, you should be stockpiling a portion of your ammo as hollow points when it comes to pistol ammo, such as 9-mm hollow point ammo, self-defense ammo, expanding tip ammo,

whatever you want to call it; but more importantly, on the rifle side, you need expanding tip ammo and this is where most people do not have it.

People just buy 5.56 ammo that is full metal jacket or green tip ammo, which is not very good. Still not really expanding tip not in the way that it could be and so they do not have the right ammo for the rifles and not for combat. One of the brands that makes expanding tip ammo is called Underwood Ammo. An Underwood ammo makes rounds they call 223 or 223 Remington, which you can shoot in your AR15 even though your AR15 is a 5.56 capable rig. You can shoot 223 ammo in it and Underwood Ammo makes these 223 rounds that use the expanding Lehigh bullets.

So these bullets are machined. They are digitally machined on a small lathe and they are made to rapidly expand upon impact at certain velocities. Now, they will only expand if they hit your target at a higher velocity, so if you are shooting these bullets of very long range like 500 or 600 yards, you will lose so much energy over that flight time that they will not expand when they hit the target. But if you are shooting targets at 250

yards or less, then they will do a very good job of expanding and so that is why I recommend people get these bullets – well the cartridges they are called Controlled Chaos. The Controlled Chaos and that is just one type of round that is designed to cause massive trauma, which is the whole point. Why are you shooting people if you do not intend to stop them through the use of really applied violence or applied force. You should not be shooting at them unless you do intend to cause trauma, right – that is the whole point.

Now, when it comes to larger calibers such as the 308, 300 Win Mag, and so on, all you have to do is look for hunting ammo, hunting rounds because hunting rounds are automatically designed to cause maximum trauma in the animal, which in the hunting world – and I am not a hunter I have said that before, this is not my thing. I do not think it is very sporting to run around shooting other living creatures. That is just my personal philosophy. It is okay if you do. I am just saying not me, but it is considered more humane to kill that animal more quickly with a more traumatizing bullet, so hunting rounds are designed to really make big traumatic wounds in the animals.

[healthrangerstore.com/MicroalgaeSuperfoodBlend](http://healthrangerstore.com/MicroalgaeSuperfoodBlend)



So, if you buy any kind of a hunting round it is going to be an expanding kind of round, which, again, is a good thing from the point of view of having compassion in a sense, you do not want to just wound an animal and make it suffer. You want to kill it quickly. Basically, that is the philosophy of hunting and there are a lot of manufacturers that can make and do make good hunting rounds of companies like Barnes, companies like Berger, B-E-R-G-E-R.

Let us see who else, I mean there are all kinds of ammo companies out there that make rounds for hunting, including in 300 blackout by the way, which is a great caliber, I think that one of your rifles, if you have got multiple rifles should be a 300 blackout rifle because of the versatility of that round. You can get long range rounds in 300 blackout that are smaller mass, you can get much larger mass bullets 220 grain subsonic rounds, you can get expanding tip rounds in 300 blackout probably tracer rounds too – you get all kinds of things in 300 blackout.

Just make sure that when you look at self-defense ammo, it needs to be essentially hunting ammo or sometimes some companies like Barnes or Berger, sometimes they will sell these under the designation of tactical, tactical bullets, because everything sounds cooler when it has the word “tactical” in front of it. “Oh, here have a tactical grilled cheese sandwich, yes, we fed these to the SWAT team. Yes, they they are like ultrasonic supersonic grilled cheese. They are tactical.” So they put “tactical” in front of everything. All it really means is expanding tip usually, but you can look for tactical ammunition and you can look for expanding tip or self-defense ammo in pistols or hunting ammo when it comes to rifles.

So, the bottom line is, it is perfectly fine to stockpile a certain amount of full metal jacket ammo because you will need to do some target practice, probably. You will need to train up. You will have plenty of time too because the whole power grid will be down, so there is nothing to watch on TV. Your Facebook page does not work. So, hey, just pull out the ammo and start practicing.

But when it comes to loading up your magazines, you are going to need something that is more forceful. Now, there is a tip that I use on this. I have magazines. I buy electrical tape in the colors red and black, which I know are Antifa colors, but I do not use them as Antifa. What I do is, a magazine where I have expanding tips or self-defense tips or hunting tips, hunting bullets – always loop that magazine with red tape. Red to me means that these are the self-defense rounds or hunting rounds, okay, and then, so I will have a black P Mag magazine loaded with 5.56 rounds, 28 of them – not 29, not 30, just 28 – and I will have red tape around it to indicate that these are expanding tip controlled chaos rounds.

So that way, if I am attacked by crazy zombies, I know to grab the black magazine with the red tape and stick it in an AR15 and go to town. For 300 blackout rounds, I would use beige magazines and I will wrap them in black electrical tape and to me, the black tape means 300 blackout because you may recall that 300 blackout rounds, they use the same magazines as 5.56 rounds, so you do not want to confuse these two or you will break your gun and you would not be able to shoot bad guys either.



**HEALTH RANGER SELECT GLYPHOSATE-TESTED**  
**FERMENTED SUPER30**

- Made with over 30 fermented fruits, vegetables, whole grains, nuts, and wild herbs
- Packed with prebiotics and highly bioavailable
- Lab tested for glyphosate, heavy metals, and microbiology

[healthrangerstore.com/FermentedSuper30](http://healthrangerstore.com/FermentedSuper30)

So I use brown or beige magazines with black tape to indicate 300 blackout and now if those 300 blackout rounds also are expanding tip rounds or hunting rounds, then it would be a beige magazine with black tape and red tape. That is my color coding system, which we all learned in, what was it, Die Hard III, right. Where they had the fake ammo magazines, which was blue and then they had the real ammo magazines indicated as red. So that is how they worked it.

Now there is one more thing that I do as well. I also buy yellow electrical tape. Yellow electrical tape is in my mind, it means subsonic. So, if I have got subsonic rounds loaded into a magazine, it is got yellow tape on it and so you can see how this all works together. If it is expanding tip subsonic ammunition, that is 5.56 then it is a black magazine with yellow tape and red tape. So, I can immediately know what is in the magazines, I can make sure I am loading the correct magazines into the correct guns and so on.

This is especially important if you own both 5.56 and 300 blackout rifles because of course the rifles look the same, the magazines look the same, the bullets have the exact same diameter – or not the bullets, I should say the brass has the exact same diameter – the bolt carrier group is the same, the bolt extractor is the same, it is just that the bullet itself, the actual bullet part, is a different diameter, 5.56 mm versus 0.3 inches, it turns out – and I know you might be asking why do the gun manufacturers sometimes



use millimeters and sometimes use inches. Why are they so damn confusing?

You know, you will see, they are using 6.5 Creedmoor as one kind of cartridge, well 6.5 means 6.5 mm, but then you will have 300 Win Mag. What does the 300 Win Mag mean – it means 0.3 inches and sometimes you are saying, “Well, why, why don’t they just adopt a standard?” Well, the answer is that standard would be a metric standard and Americans hate the metric system for some reason.

Personally, I like the metric because I am a lab scientist. We use the metric system all the time. I prefer millimeters and milliliters and you know, micrograms when we are talking about mass – that is what I prefer and it took me a while to figure out that, “Oh, these these US cartridge sizes are based on inches.” So I have 50 caliber. You know what the 50 means, 0.5 inches. That is all it means. A 45 caliber, 0.45 inches diameter, that is what it means. So, 9 mm means 9 mm, which is great. I mean, there is a bullet that is what it means. It is not a mystery. How big is it,

it is 9 mm in diameter – that is why you can find 10 millimeter rounds as well.

Guess what, they are 10 mm in diameter, what a great idea. I wish we could standardize all this, but you have to learn about this when someone is talking about a 308 round, that is supposed to mean 0.308 inches in diameter, but it turns out it does not actually mean that because it is actually using bullets that are only 0.3 inches in diameter, but whatever. The metric equivalent of that is 7.62x51, 7.62 mm and that is what it actually is – makes sense.

So I know this can be kind of difficult to navigate, which is why I am going through all this with you here. I want you to have the right ammo. When it counts, you do not want to be throwing full metal jacket ammo toward the zombies. You want to have expanding, hunting, tip rounds ammo that is going to do real damage because that is the whole point. You are only shooting if it is a life and death situation anyway. So, you want to take down that enemy as quickly as possible.



Let me give you some places where you can buy some gun parts and then we will move on to Red Dot Sights, but I will tell you where I like to shop and that is *PalmettoStateArmory.com* also known as PSA. PSA sells full firearms as well as firearm kits, uppers, lowers, parts, arm braces. They even sell ammo.

In fact, I was on PSA just before I recorded this. I am always checking their daily specials and right now they have a bunch of really crappy daily specials except for this one thing that popped up and it was a can of a 100 rounds of a 50- caliber ammo, four rounds of full metal jacket with one round of tracer ammo on a belt and the whole can of 100 rounds was only \$279. So, I bought it because, my goodness, that is only \$2.79 cents per round for 50-caliber ammo and if you were to go out and try to buy tracer rounds, those would cost normally like \$7 or \$8 or \$9 a round.

So I picked up a 100 rounds for under \$300. I went ahead and bought that. It is always good to check PSA for specials like that, and by the way, I do not know if you know this, but you know what tracer rounds are good for this. A former operator taught me this. They are good for setting fires. Now, why would you want to set fires, again, I do not promote doing this aggressively, but let us say you are in a war.

Let us say your country is occupied by, I do not know, Chinese troops and the Chinese troops are taking over America or something, right, and – but you have a 50-caliber Barrett and you found out where the Chinese are staying in a house somewhere they have taken over as their base. What is the best way to get the communist Chinese troops to exit the house so that you can shoot them, set the house on fire – it turns out is the easiest way to do that and you do not want to walk up there with your lighter and some gasoline into your little attempt at arson. You do not want to try to do that because they will see you and shoot you.

So how do you light up a house and set it on fire from a distance, “Oh, tracer ammo,” especially 50 Cal tracer ammo that is very good. You can hit a house from 2,000 yards away or farther, actually more than that – you could hit a house from 2,500 yards away. So would not you rather set it on fire from 2,500 yards away, then right next to it if it is filled with communist Chinese invading military troops, right. These are some of the scenarios that real Americans think about. It is always good to have tracer rounds because you never know when you need to set a house full of enemy troops on fire, right. These are some things to consider. ■

[healthrangerstore.com/HealthRangerBucket](http://healthrangerstore.com/HealthRangerBucket)





**MIKE:** Okay, now Palmetto State Armory I covered. Make sure you also visit *Brownells.com*, that is B-R-O-W-N-E-L-L-S, and they sell lots of gun parts and cleaning supplies, lots of things and even ammunition, of course and even full firearms. They have a BRN-180, which is a very interesting AR like upper to check out. I do not have time to talk about that, but it is very interesting stuff. Be sure to check out Brownells especially on Black Friday, they have a lot of good sales then as does *MidwayUSA.com*.

Also, if you are looking for AR15-style uppers, including in 300 blackout checkout *CBCIndustries.com*, that is *CBCIndustries.com*. I have purchased their uppers, they are very good. I have purchased barrels, they are very good. There is another company out there called *BotachTactical.com*, it is B-O-T-A-C-H-Tactical.com and they are currently selling 10x12 plate ballistic vest, basically a bulletproof vest level 3A vest that stops handgun rounds for the most part 9 mm and so on.

That vest is being sold as of this moment for \$99. So, if you thought you could not afford a bulletproof vest, now you can. Just go to *BotachTactical.com* and look for the ballistic vest for \$99, I know amazing. These used to cost \$1,000 10 years ago and now they are \$99, that is crazy.

*SportsmansGuide.com* also is a well-recognized source for ammo cans and ammunition and sometimes gun parts and things like that. So do not miss all of those sources. There are a lot of others. If you are looking for ammunition, by the way, there is an aggregate sight called *AmmoSeek.com*, A-M-M-O-S-E-E-K.com, and you can select your caliber, what you are looking for, and it will give you the best price from a multitude of retailers that have been spidered and scanned in the last 24 hours or so, so that is a good source and there you will find a lot of just a lots of companies like *CheaperThanDirt.com*, a bunch of companies that sell various supplies.

By the way, I have still got ammo that I bought from Cheaper Than Dirt back in the 1990s and it is still good, perfectly good. Ammo stores longer than a human lifetime if you keep it cool and dry, really. Ammo stores, I mean, ammo you buy today you can trade 50 years later. So, it is almost one of the best investments you can make. We joke around in the preparedness community. You should buy gold or silver or lead and lead means ammo because all three metals hold their value basically forever and you know what they all have in common, like I said earlier, they are all part of the table of elements and they are real. They are real physical things. So, if you end up in a collapse scenario make sure you have got elements, i.e., gold and silver and lead and copper, which is another element, which is usually the plating on the lead bullets.

All right, let us talk about Red Dot Sights. Red dot sights, very popular these days. I run red dot sights on all of my rifles. I am not going to go into crazy detail on this, just give you the bottom line conclusions, save you lots of time. Here are the things that matter on red dot sights.

In my opinion, number one, make sure they are green, not red, okay. So, I hate red in Red Dot Sights. You know why, there is a lot of crap outside that kind of masks red color. The red does not show up that well on brown grass, for example, you can lose a red dot depending on what you are trying to shoot at. Now, a green dot for some reason, it just really resonates with the eye better. So even though I have got plenty of red dot sights, everything I have bought in the last couple of years has been green – and the second point is do not get a dot when you can get a whole reticle.

I do not like just a dot, I like a bullseye reticle or like a triangle reticle or something more than just a dot. My favorite actually is the bullseye reticle from Holosun, and Holosun – H-O-L-O-S-U-N – is actually my preferred red dot sight, green dot sight provider these days, even though I think all their stuff is made in China, but the quality is very good and I think it must be run by a U.S. partnership or something because the quality is good and the designs are very good. It has been a very reliable company and they have done some very innovative things with hybrid solar power and battery power together. So, Holosun is good.

So, let us see if covered, yes, get a whole reticle in there and not just a dot, have more than a dot and by the way, you can use that reticle for certain ballistics trajectories, so depending on the diameter, like a 65 MOA circle is pretty common on some of these. Well, 65 MOA you can actually do a ballistics calculation and you can determine that if you hold your rifle at the bottom position, i.e. the 6-o'clock position of that 65 MOA circle, then you will know that will be a hit at a certain yardage such as 400 yards or 500 yards just depending on what you are shooting and what your muzzle velocity is and so on. But you can use it as kind of a reticle and kind of a ballistics reticle for medium range shooting, which is why it is better than a dot.

Now, the last thing about the red dot sight is you want one that has what Holosun calls “Shake Awake technology.” Shake Awake technology means that the red dot is off until you grab your gun and you know, shake it or move it around, and then the red dot comes on. The number one complaint that I have had personally in dealing with lots of different red dot sights is trying to remember how the heck do you turn this one on. The EOTech has two buttons and then the SIGs have a knob and some of the buttons on the side, some of the buttons on the back. You do not want to be in a fire fight, you are startled awake at night let us say, and you are like, “Oh my God, I can't see anything, where the heck are the buttons, which button, which knob do I turn?” No, you want to just be able to grab your rifle, bring it up and boom, your reticle is functioning. You have got the green dot sight and you did not have to fumble around with some kind of knobs, so that is Holosun.

In fact, I am going to tell you what model I currently recommend. Well, I am holding the package here and they make these product names a little confusing. This is the HE515 GM-GR. The -GR just means green, so look for that. Make sure you get one that has a reticle, not just a dot and yes as I am looking at this, it's got a two MOA dot and a 65 MOA circle. Just what I was talking about. It's got two night vision brightness settings, so you can use this with night vision. It's got a 25,000-hour battery life if you are using just the dot, it's got a 20,000-hour battery life if you are using the circle dot, and it's got a quick detach mount and all that stuff. So, this is good, it's got the Shake Awake technology, so you just leave it on and then you just grab it and the reticle comes on automatically. This was currently my recommended so-called red dot sight.



In addition to red dot sights, you always need to make sure that your rifle has iron sights, which could be polymer, by the way, you could use the bag pull sights. You can usually get a set of front and rear Magpul sights that are polymer, the flip down spring-loaded sets and often Palmetto State Armory will have those on sale for \$49 for the set. At normal prices, they are \$100 for the set, but I have seen them on sale for \$49 for the entire set.

So, when you see them at that price, pick up a few, and it is good to have these sighted in so that when your red dot fails one day or your enemy shoots it or I do not know, a zombie reaches over and rips it off your rifle and eats it, then you still have your iron sights although if you are that close to a zombie, you have made a tactical error of some kind. You let a zombie sneak up on you from behind. Do not forget to watch your back from zombie sneak attack. That is how they get you, yes. They dazzle you with the zombie mob in front while they send a zombie scout around behind you to steal your red dot sight. So you can not hit anything. That is the zombie battle plan right there.

Okay, in addition to Holosun, SIG Sauer makes some really good sights. I think they are called Romeo Sights and there is a number of different sights from different companies as well. I would stay away from the super cheap sights such as the Amazon \$29 red dot sights. Those are for Airsoft and toys and things like that.

But you also do not need to go crazy. You do not need to spend, I mean, I have got a couple of ACOGs for example, which is a Trijicon 4x magnification fixed sight that goes on an AR15 or an ACR rifle. I have got it currently mounted on an ACR actually and these things can run you \$1,000 or \$1,500 and yes, they are really, really rugged, but I think that is not necessary for most people. You can be just as effective with a red dot sight and some iron sights.

Now, the nice thing about an ACOG with a 4x magnification and what a lot of people do not realize about soldiers is they are using the rifles more for observation than they are for shooting people. So the 4x ACOG magnifier is actually relied upon by soldiers as a monocular for observation. They are looking through it, they are observing the enemy, they are trying to find out the enemy's movements and so on. Assess the enemy's hardware, what is their force, their battle readiness, things like that.

So for a soldier, a ACOG really makes a lot of sense, but you, as a civilian with your handy dandy chest rig, you should probably have a little magnifier in your


**HEALTH RANGER SELECT  
ORGANIC BROCCOLI  
SPROUT POWDER**  
(ALSO AVAILABLE IN CAPSULES)



healthrangerstore.com/OrganicBroccoliSprouts

chest rig too. So you could just hold that up and you could observe the zombie encampment 500 yards away or whatever it is. Do zombies camp, are there like zombie camping trips, I do not know. But you can observe them and you do not necessarily need a magnified optic on your AR15.

Now I am going to talk about low power variable optics and there are many good ones where you can you put it on your rifle and you can change the magnification from 1x to let us say 8x or 6x and I have got a Trijicon 1-6, by the way, which as I recall, that was a very expensive piece of hardware. It was like \$1,600 or something and I have also got some other very, very high-end expensive optics that I really like such as the ELCAN Specter DR Weapons Sight. I think it is owned by Raytheon that makes these E-L-C-A-N. I have got a 1-4 and I have got a 1-6.



I like these a lot, but they are just too much money. You can get them on *EuroOptic.com* sometimes for on sale for about \$1,600 or so, but normally they are \$2,500 or more. That is a lot of money to spend on an optic. The thing about these is they are built like a tank. They are crazy bulletproof, a little on the heavy side, but crazy rugged. I mean, extremely rugged.

I like the ballistics that they have built in. So they do have ballistics for 5.56 rounds and a little bit of a ranging capability where you can range the size of an average human being and with that ranging, you can just line up the ballistics and get some accurate shots off. They have got them also in 7.62.

So they are very good, but they are just very, very expensive. The thing that I like about the ELCANs is you can flip them from 1x to 4x. See, I always think that any kind of a variable optic should always have a 1x option and in fact, this is one of my complaints about people who put really high powered optics on an AR 15, they will put like a 3x to 9x or something on an AR15, which I think is just stupid.

An AR15, not a long-range rifle. You are not shooting 900 yards. What do you even need 9x for on that rifle, you really do not. So on an AR15, if you are using magnification, always have 1x as an option and that is why I do not necessarily like the ACOGs that much. I would rather have the ELCAN. With the ELCAN, I can switch between 1x and 4x, whereas with the ACOG, it is only 4x and that is it. Never give up your 1x. You always want to have the wide field of vision, which is the situational awareness and when you are running an AR15, you are probably operating at something under 300 yards or maybe probably something under 100 yards. So you do not even need the magnification. You are just going to lose situational awareness because you are staring down some highly magnified tunnel and that is not helping you stay safe or defeat bad guys at all.

[healthrangerstore.com/OrganicTurmericGold](http://healthrangerstore.com/OrganicTurmericGold)

## HEALTH RANGER'S ORGANIC TURMERIC GOLD LIQUID EXTRACT



- Certified organic and extracted with non-GMO vegetable glycerin
- Packed with curcuminoids, Vitamin C, B1-3, Calcium, and more
- Absolutely no fillers, additives, and artificial sweeteners



But there are good-quality variable optics from Trijicon and many other companies, lot of good optics out there. I do not even know all the names, Schmidt&Bender, obviously, good high quality optics of Vortex, a bunch of others. They are all good, but I am not going to go into all the details because this is not a long-range shooting class. This is more zombie defense. Just make sure, if you get a variable optic that you can crank it down to 1x, so you have the maximum amount of visibility and viewing angle, and that will help keep you aware and alive.

For this section, we are going to talk about sanitizers and antibacterial substances and things that you need to not get killed by infectious disease during a collapse. Now, here is the sad truth about the way most people die during a collapse of society. They die from things as simple as diarrhea. They die from things as simple as scratches, scrapes,= and cuts. There are no more antibiotics available from hospitals and pharmacies typically and unless you stocked up on fish antibiotics before the FDA outlawed those, then you are going to have to rely on other substances and treatments.

Now, there is some good news in all of this. I have posted a video that is free on *Brighteon.com* teaching you how to make your own colloidal silver using silver coins from the U.S. Mint. It is actually pretty cool. You can stockpile silver coins and you can then turn them into medicine and they work much better than silver wire and all you need is three 9 volt



batteries, a couple of clothespins, a couple of pieces of like coat hanger wire, a glass jar and some distilled water, which you can get by collecting rainwater by the way, that is distilled water as well.

So you can make your own medicine, i.e. colloidal silver. Be sure to check out that video, it is on *Brighteon.com*. You can search for it there, find it for free. I think you do have to register your email just to watch it, you know, registration required. But if you have this course, you have already probably registered your email. So it is no big deal, just type in the email again, you will be able to watch that video, it is my own personal demonstration of how to make colloidal silver from silver coins.

I think it is awesome. What else can you stockpile that is both money and medicine – not very many things. But let us talk about some other things that would be a good idea to stock up on. You are going to need iodine in almost any form is good. Dietary iodine is important for lot of reasons, including if there is nuclear fallout, of course, but also do not forget Povidone iodine, which is not consumable, but is useful for surgical prep or swabbing down wounds, killing germs in minor wounds.

So Povidone iodine, stock up on a lot of that. You can get it in bottles. You can also get it in little packet size swabs, small first aid kit size packets that you can carry with. Also get some virucidal products, 3M makes quite a few. These are germicidal or virucidal type of products. You can search for these online. You can get germicide wipes, you can get a brand called Barbicide.

There is another brand called Hydrocide and then of course I always recommend get plenty of isopropyl alcohol also known as IPA, that is just rubbing alcohol. Get it in a 70% or a 90% formulation. You can go get that probably at the grocery store, the pharmacy section of a grocery store or Walmart, that kind of place.

Stock up on hydrogen peroxide, which is usually a pretty low percentage, like a 2% or 5% but through some online sources you could purchase much stronger concentrations of hydrogen peroxide, such as 20% or 30%. Just be really, really careful with that stuff. It will harm your skin. It will oxidize your skin. It will basically eat your skin very quickly. So, be extremely cautious around that, wear eye protection and latex gloves.

Chlorine dioxide is another substance. It is also known as MMS and of course it is a highly controversial substance that the FDA hates and the FTC hates because certain people out there have been claiming that it treats COVID-19 and there have not been any clinical trials on that yet, so we do not really know of any published science evidence that it could, but theoretically it might be useful for all kinds of things because it does kill pathogens in your blood, that is right. I have consumed chloride dioxide myself.

You know, when you mix the two bottles to make the miracle mineral solution as it is called and you wait 30 seconds and then you drink that and I have used it to eliminate symptoms of colds and things like that were coming on. So, I stockpile chlorine dioxide. It is also useful for water purification as well. So, you can use it to treat stored water so that you can give that water a longer shelf life.

I am just listing some of the things that might be useful for you here. A lot of different uses for these things. Make sure you have bandages, make sure you have gauze and swabs, all kinds of ways to apply these antibacterial or antiviral substances. A lot of people say you should stock up on bleach. You can buy pool shock, which is kind of a condensed bleach block in like a hockey puck form. It is sodium hypochlorite, typically is what it is and then you add that to water and it creates bleach.

Whereas if you have liquid bleach that it does not store that long just a few years and it kind of loses its potency. But if you are messing around with pool shock, understand that that stuff is also very toxic and when you add it to water, you are creating chlorine gas and that could be dangerous if you are in a small room, an enclosed space or something like that or you are using too much of it. So, a lot of disclaimers with all this information here even in addition to the disclaimer at the beginning of all this.

I say, be careful with some of these more aggressive chemicals that can kill pathogens. You do need to know what you are doing, but there is no harm in storing these things safely, no harm in that at all and even if you do not know exactly the right way to use them, you might be able to connect with an EMT or a nurse or a physician or someone, maybe a prepper who knows more about these subjects than you do and they could put these to good use. You might have to run an emergency treatment clinic for people who have wounds or something, who knows, or you might need to donate supplies to a local clinic because maybe there is a doctor who showed up and is willing to help people, but they need supplies, So you have got supplies. It is a good thing to have. ■

[healthrangerstore.com/SilverMouthwash](http://healthrangerstore.com/SilverMouthwash)

**OPTIMIZE YOUR ORAL HEALTH WITH OUR**  
**COLLOIDAL SILVER**  
**MOUTHWASH & GARGLE!**

- Formulated with colloidal silver, iodine, zinc, myrrh, prickly ash bark and more
- Contains no GMOs, fluoride, alcohol or aspartame
- Lab tested for glyphosate, heavy metals and microbiology

MADE IN THE USA

GLYPHOSATE TESTED

LABORATORY VERIFIED

20 PPM OF SILVER GUARANTEED!

HEALTH RANGER SELECT  
COLLOIDAL SILVER  
MOUTHWASH & GARGLE  
WITH IODINE AND ZINC  
NET WT. 12 fl oz (354 ml)

**MIKE:** As long as we are talking about medical supplies is also not a bad idea to have some wound stitches. You can get the stitching needles with the stitching lines. I do not know what to call them. The stitching thread, the filament. You can get those, buy those online, perfectly legal to own. You can buy surgical scalpels and surgical tools, not a bad idea to have some of those – and by the way, some of the chemicals I mentioned earlier can be used to sterilize these instruments because you will probably have to use them over and over again.

You can also buy disposable scalpels, things like that, which might be very useful for medical purposes and so on, and it is not a bad idea to have tourniquets and other basic medical supplies that you might need such as syringes, for example.



Now, I am not going to go into full details with medical supplies. There are lots of great lists that you can find online such as a medical bug-out bag list or a medical trauma kit list. You can buy medical packs like emergency trauma packs and so on from many places online. Some are made for camping, some are made for survival and prepping and so on. I think they are all a great idea. You cannot go wrong with purchasing those kits. So go ahead and stock up on them as much as you want and I am going to move on to flashlights and other things, your batteries, things like that, okay.

So, batteries really can be lifesavers during all of this, and it is not enough to just stock up on the lithium-based common batteries, like AAs, 9 volts and CR123, which are often use in firearm-related equipment, hearing protectors and so on.

I think it is also important to get these rechargeable lithium ion batteries called 18650s. Now, these 18650s are called that because they are 18 mm in diameter and 65 mm long, so 18650, and there is a brand that I particularly like and it is called Nitecore, N-I-T-E-C-O-R-E, go to [Nitecore.com](http://Nitecore.com), get on their email list, and they actually do a lot of marketing. They will send you out specials all the time. You can get specials

on their flashlights and camping lanterns and their batteries and a lot of their flashlights and headlamps and things like that actually run on these 18650 batteries.

What is great about these is that they are very powerful, much more powerful than a 9-volt or a AA or even a CR123, but they are also rechargeable and the chargers are not that difficult to come by and many of them can operate off 12 volts. In a pinch, you could have a solar charger that charges a car battery, let us say, and then off the car battery, you could run a charger that charges these 18650 batteries that power flashlights and headlamps and camping lanterns and things like that.

These batteries are really great for flashlights. Personally, I like to buy lights and lanterns and headlamps that use this battery, the 18650. It is my number one choice at this point. Now, it is fine to have AAs, but a lot of the AAs, see they are not lithium ion, so they do not recharge well, do they, even if you buy rechargeable AAs, they pretty much suck, right and have you ever played with rechargeable 9 volts, they suck even worse. There really are not good options for rechargeable 9 volts or rechargeable AAs or even rechargeable CR123s.



But the 18650s have a very good track record of being rechargeable and holding a lot of power and they happen to be the right shape and size for flashlights and so on. So, I really recommend the Nitecore company, go on their website and check out their products. They make a lot of good things. I probably own a dozen or more of their products and I think it is absolutely, well, perfect, for survival and preparedness.

By the way, I am just looking at my notes here. I forgot to mention that it is a good idea to stockpile antidiarrhea medicine because you do not want to die from diarrhea and diarrhea is a big problem in a collapse when there is cholera and people do not have filtered water. Definitely stock up on sort of the generic versions of Imodium AD, I think is what it is called, and also not a bad idea to have anti-itch creams, anti-histamine type of over-the-counter creams.

I think anti-itch and anti-diarrhea and basic over-the-counter painkillers like ibuprofen and so on, it is always a great idea to stock up on that stuff because you know, it can help with a lot of minor conditions and I guess diarrhea could be more than just minor and seriously that can be lifesaving in the right circumstances.

So, they are going to be really difficult to get your hands on after the collapse, but they are virtually, I mean, they are dirt cheap right now. You can go to your grocery store and you can buy generic brands or you can go on Amazon and buy

generic brands there. I would steer away from the higher priced name brands personally because they are not really worth it. You can get two or three times as much generic medicine as you can the name brand medicine.

Now, in addition to the batteries that I mentioned, I think it is really important to have lighters that is BIC lighters. Now, I have made mistakes stocking up on generic brand lighters and what I found over the years is that the generic brand lighters lose all of the lighter fluid and then of course they no longer function as lighters, they suck.

The BIC lighters continue to function year after year after year. So I have purchased trays of like a hundred BIC lighters at a time, the full size ones, and then the mini-ones and they are great. Lighters are almost magical devices. When it all hits the fan, you will absolutely wish that you had a BIC lighter, really. A BIC brand lighter.

Some people like to use the, I forgot the brand, the kind that you reload the lighter fluid into it and then you flick it open and then start the fire that way, that is fine. There is nothing wrong with that. I am just saying as far as simple, easy, disposable lighters, the BIC lighters are very good. They hold their fuel for many, many years and they are basically priceless in a collapse scenario. So definitely get some lighters.

In addition, get some fire steel devices that allow you to start fires with, usually it is a magnesium rod and some

kind of sliding piece of metal. It is called like a fire steel fire starting device and there are many different forms of this. They are on survival kits and sometimes they are parts of survival bracelets and things like that. I do think it is a great idea to get these because they last forever, literally forever. There is no fuel to run out. I mean, until you start scraping it off, I guess overtime, you could scrape through it, but I mean, it is not going to just disappear unless you start using it. So they do not need electricity. They do not need batteries. They do not need liquid fuel. They are good forever until the day you need them and they always work because magnesium shavings are very flammable, it turns out.

## HEALTH RANGER SELECT ORGANIC FREEZE-DRIED BEET JUICE POWDER



healthrangerstore.com/FreezeDriedBeetJuice

Speaking of magnesium shavings, you can buy magnesium shavings that you can add to a pile of leaves or whatever and then with one flick of your lighter, you can light it up and start a fire and have a cooking area or whatever you are trying to do there out in the wilderness. It is a good idea to have fire starting devices and have some know-how about how to start fires.

A lot of people really suck at starting fires out in nature. It is amazing though. They do not understand how oxygen has to get to the fire and how the air has to flow up through the fuel. They do not know how to stack it up with the right layers. They do not understand how to find dry material; how to start with small material like grasses or even moss, and then move up to leaves and then move up to small twigs and then move up to larger sticks, and so on.

A lot of people really do not know how to start fires, which is amazing. I guess nobody is going to the Cub Scouts anymore or whatever. I have seen people just try to hold a lighter to a log like, "How come it's not burning?" Dude, because, you need some, you need some smaller fuel underneath that log with some surface area, you know. Just try to light a log. They have had these artificial fireplaces in their apartments or something and they are used to everything lighting just like magic with propane gas. In any case, get yourself some lighters and some fire steel devices, you cannot go wrong.

Water filters are really critical in all of this and you almost cannot own too many. I say that for starters, have a gravity filter such as a Berkey filter and in addition to the gravity filter, have a hand-pumped filter and I think the real high-end brand of the hand pump filters is Katadyn, K-A-T-A-D-Y-N. They make a number of very, very high-end, largely stainless steel-based pumping parts with a ceramic filter element inside and they can handle, in some cases, I think 10,000 or 20,000 gallons depending on the cleanliness of the water.



I would avoid pump filters that are less than, let us say \$50. They are probably junk. But there are some decent ones starting in \$100 and up, and there are many high quality camping equipment companies that offer various portable water filters, do some research. I mean, I use the Katadyn filters, so that is the one I recommend, you cannot go wrong with that. There are some other brands out there that are also good, just do your research – again, have a gravity filter and a hand pump filter.

I also think it is not a bad idea

to have a really small portable filter in a bug-out bag. You have also seen these water straws, for example, you suck the water through the straw and it gets filtered as you are doing that. It does not seem to me like those would work on much water, much volume. So they might be emergency use only, but in a pinch they could be good. It might be good.

There are also some portable hanging, like hanging bag water filters where you load up a bag that you hang off a tree or something and then it gravity filters through a filtration element and then goes into a receptacle and when there is no water in these things, they are very portable. You can put them in your backpack and you can go camping and then you can set it up on a tree and fill it with water and it will drip through some pure water that is safe to drink.

Do not forget about the iodine-based water purification tablets. Those are available out there, multiple uses, but they do make the water taste like of course iodine, but most people are deficient in iodine. So it is probably not such a big deal.

There are also water treatment liquids out there like there is one called Purinize, P-U-R-I-N-I-Z-E. I do not know the ingredients of Purinize, but it probably kills through oxygen, just basically oxidation of pathogens that works very well, and that is basically the same mechanism as also hydrogen peroxide or frankly chlorine dioxide as well. Oxygen does kill pathogens if you can put it in contact with the pathogens. So, I do not know

what this product contains and there may be others out there that use different chemicals and so on.

My overall advice is to have different ways to purify water; have ways that can be used immediately; have some that are gravity-based, have some that are hand-pumped, maybe something that is portable, maybe something that is a tablet that you add to water and so on. I think that is actually really smart to have multiple ways.

By the way, just looking at Purinize and some other similar substances, it looks to me like they are flocculents that are typically used for cleaning water like industrial scale water filtration. I know that they contain typically quite a lot of aluminum and silica, so just be careful about anything that contains aluminum in it and flocculents are widely known to treat water on an industrial scale. I am just not sure about the long-term safety of consuming flocculents orally. I mean, they do agglomerate the impurities in the water and typically cause them to settle in the bottom of the vial where you would not be drinking them. But again, I am not too sure about aluminum. So, just be careful with that.

Did you know, by the way, that you can also purify water using nothing but a transparent plastic bottle and sunlight? That is right. If you subject water to sunlight for well a particular amount of time, reaching a certain temperature and a certain amount of UV radiation from the sun, then that is sterilizing or purifying all by itself. It is a low-tech method that has been used throughout developing nations and African nations. It requires full sun, obviously, and I think many hours.

I do not recall the exact specs of this, but in a pinch, you can literally just load water into water bottles, put it on something like a piece of tin, like a metal plate that would reflect some heat, maybe a panel from the side of a barn or something like that – R panel, as it is called and lay it out so it is facing the sun and let it sit there for eight hours and probably eight hours would do it, but do your own research on this just to be sure and then you would have water where all the pathogens have been killed. So, if you have got more time, you can go low-tech and it actually works.

Now, a final word on all this gear, whether it is camping gear, flashlights, medical gear or helmets or ballistic vest or what have you; it is really crucial to have hands-on practice using the gear. I cannot tell you how many times I have acquired gear and have then gone to use it and have found out it has got problems. “Oh, these helmet chin straps are too small.” I bought the helmet size too small, let us say, or “Oh my gosh, this battery charger is broken or this battery pack doesn’t fit the device that it was supposed to fit, you know, or this radio doesn’t work or whatever, or this bottle was actually broken.” Maybe you bought a bottle of iodine you thought was good, it turns out it is broken. All the iodine leaked out and you did not know it.

**GLYPHOSATE-TESTED O3 OZONE-INFUSED**  
**OIL PULLING SOLUTION**

- Potent combination of ozone infused organic jojoba oil, 100% organic coconut oil, and organic peppermint oil
- Non-GMO, China-free, and made with certified organic ingredients
- Lab tested and glyphosate, heavy metals and microbiology

[healthrangerstore.com/O3OzoneOilPulling](http://healthrangerstore.com/O3OzoneOilPulling)

It is really crucial to use the gear that you have and just practice with it. Take it out of the package. If you have got a water filter device, know how to use it, know how to clean it and actually practice using it. You could filter your tap water. You do not want to drink tap water anyway because that is full of toxic chemicals thanks to your local city. So, why not filter that tap water and also practice using your filter at the same time. Practice wearing your chest rig, put it on, put the gear in it, walk around with it, take a walk on your own property, otherwise people might call the cops on you if you are walking around the city park with a chest rig and they might say, "Oh, there is a terrorist." No, no, it is not terrorists, we are just practicing for the zombie apocalypse that is all.

So, you could put the gear in your chest rig, you can walk around, you can practice reloading your rifle in your own living room to make sure that the positioning of the rifle mag is correct in your chest rig. You can do a lot without live ammo, dry fire practice as it is called. You can just do dry fire. You can practice with empty firearms. You need to know where your gear is. Try reloading your rifle with your eyes closed. Try it in low light. Try it with night vision on. See how that goes because it can get very tricky, rather complicated.

So these are all important things to keep in mind – practice and get into the habit of the muscle memory of accessing your equipment, using your equipment, reholstering your equipment or storing it back where it was on your body and also just putting on the equipment. The first time you put on a chest rig, it might take you five minutes to figure it out. "Where does this strap go," "What I need to adjust this," and then after you put it on hundred times, it becomes second nature like putting on a pair of shoes. So practice putting it on and taking it off.


Now, here is a good example of that. So I have carried a sidearm pistol for well over 20 years and so every time that I am going to use the restroom, I do not just take the pistol out of my holster and set it somewhere and then use the toilet because, by the way, it is a bad idea to use the toilet with your gun on as your gun is probably sweeping your leg if you are pulling your pants down to use the toilet, not to get too graphic here, but it is true.

 BrighteonStore.com

**RECEIVE  
\$10 OFF**

**FOR PURCHASES OF  
\$150 OR MORE AT THE  
BRIGHTEON STORE**

**PROMO CODE:  
GLOBALRESET**



[brighteonstore.com](http://brighteonstore.com)



So, I always remove the gun before I use the toilet and I do not just remove it, I actually draw it and go into a combat grip and get a sight picture every time and then after using the toilet, put your pants back on and reholster the gun.

So if you use the toilet, I do not know, let us just say three times a day, then that is three times that you have practiced the gun draw and the sight picture, and then reholstering your gun. You multiply that by a year, you got about a thousand practice draws that you otherwise would not have and you do this over 20 years, you got about 20,000 times that you have drawn that pistol. You think you get good at something after 20,000 times of practicing it, yes, and so you can incorporate these movements into your daily routine. Everybody has to use the toilet. Everybody has to get up in the morning. Everybody has got to make breakfast. Everybody has got to get a glass of water. Everybody has got to brush their teeth.

I mean, think about ways that you can incorporate movements and habits into your daily lifestyle to reinforce the training that you want to master. This is a very important principle. You make it part of your daily habit. So, it is not just something that you do once a year. I am going to practice drawing 50 times once a year. That is not really good enough. It needs to be something that your body and your muscles are used to every day. Find a way to make it a daily habit and the best way to do that when it comes to a pistol is to just wear the thing, wear it every day.

I mean, maybe you cannot wear it at your workplace or your job or whatever, but wear it every day when you are home. You get home, put on your gun belt or on the weekends put on your gun belt, wear the gun around your house where it is legal, obviously and if it is not, you are living in the wrong city, but I wear my primary pistol every day, all the time.

If I am in the house, if I am outside the house, I have that pistol and so it becomes so routine and so natural, it is just part of the normal thing, like I have my car keys, I have got my knife, I have got my Leatherman tool, I have got my flashlight and I got my pistol and I got backup ammo magazine and so on and sometimes if I am wearing a



backup gun, I have got that backup gun as well and it just feels normal. I do not even notice it.

In fact, I have to check that it is there sometimes if I am thinking, "Oh, I am about to go somewhere and maybe I am going to hop in the car and drive somewhere." I have to actually check and make sure, "Oh, do I have that pistol, yes." I am going to make sure I have still got it because I cannot even feel it anymore. It is so natural and that is the right attitude, that is the right way to do these things just like you do not think about tying your shoes, you do not think about how to zip up a jacket, you do not think about how to drive a car, you just do it as this is completely normal to you.

So, when these survival skills get to that level, then you know you will have that mastered when you are under pressure, you are being attacked, you are panicking or something. The end of the world has come. You do not have to think about it because your body, your muscles, your mind already know how to do it because you have been doing it thousands and thousands of times, whether it is using the water filter, whether it is turning on the red dot sights, racking the slide of a pistol, recharging your rifle, swapping out magazines, turning on the radio choosing the frequency, turning on your night vision, whatever it is, lighting a fire, it becomes natural and this is the mastery that will save your life because things are going to get crazy and those who do not have these skills are far more likely to die.

These skills can be lifesaving. So, do not stop with just acquiring the gear, go all the way into the mastery of the skills of using the gear as best you can and even with firearms, it does not mean that you are the best shot ever. You are not going to be the best sharpshooter probably, but the familiarity with handling the pistol and drawing it, acquiring a target, getting a side picture, swapping magazines, racking the slide reholstering the pistol, that has nothing to do really just with accuracy of where your shots go, but it has everything to do with your level of confidence in being able to deploy that pistol when you need to. Your body is used to it, your hands are used to finding it in the right position, grabbing it and deploying it and all of that matters because believe me, when you are under pressure, you would not be able to think.

The logical, rational side of your brain will be totally disconnected and you are going to be running on habit, so what habits are you building? Which habits are you developing? Are they habits that can save your life?

Those are the habits that will matter and that is why going through these motions thousands and thousands of times is actually a big part of the secret to mastering all this. You want to be able to pick up a rifle and go through motions and just not even have to think about it the same way you walk down the street and you do not have to think about the muscles in your back and the muscles in your legs and the muscles in your feet. You just do it even though the first time you did it, when you were six months old or whatever, you fell down all the time. It was difficult trying to control all those muscles. I know everybody did not walk at six months old, but some people did not walk until much, much later, but whatever.

However long it takes you to master walking, it is perfectly fine. You just do it until it becomes natural, there you go. ■

[healthrangerstore.com/HealthRangerBucket](http://healthrangerstore.com/HealthRangerBucket)

**100% SATISFACTION GUARANTEED**

**USDA ORGANIC**

# RANGER BUCKET

## ORGANIC EMERGENCY STORABLE FOOD SUPPLY IS BACK IN STOCK

- **454 servings** of wholesome, organic ingredients
- Lab-verified, China-Free, with absolutely no added MSG, fillers, GMOs, or other toxic ingredients
- Vacuum-sealed and meticulously packaged to last for up to 15 years

LABORATORY VERIFIED

CHINA FREE

GMO GUARD

National Food Certifiers

# Part Four

# AFTER THE RESET



## DISCLAIMER:

The methods and techniques described in this audio program are intended for last-ditch survival use only in the context of a total collapse of society where no other options are available. Many of these methods are dangerous and may expose you to the risk of severe injury or death. Do not attempt to replicate the methods described in this program except as a last resort where you have no other choice. This information is offered as is with no warranty of any kind and the listener of this information assumes all risks associated with any application of the techniques and methods described herein.

**MIKE:** This is the conclusion chapter for the Global Reset Survival Guide.

Number one, thank you for taking the time to listen to this. Just the fact that you are doing this shows, number one, how adaptable you are and how resilient you are, how important you are, as well to the rebuilding effort that will come after the collapse of this current society. Remember that probably nine out of ten people will not survive these changes that are coming. But as I said, early on, it is not that difficult to be part of the 10% who can survive and I think that even if you take just a little bit of the action that we have talked about here, you can be among those 10% quite easily.

I certainly plan to be among the 10%. Now, I know in this course, I did not cover every

detail about prepping or firearms or first aid or communications and radios, all that. This was really just an overview, audio books, so to speak of covering the basics, making sure you are squared away with the basic stuff.

However, the good news is I am going to give you what is currently a secret URL. No one knows about this yet. This is the first time I have even mentioned it publicly, where you will be able to find me and perhaps reach me although it is difficult for me to respond to everyone, of course, but there is a new social media website that we are about to launch ourselves and it is called *Brighteon.Social*.

So, we are taking the *Brighteon.com* platform that you know and love and we are launching *Brighteon.Social* as a social media platform and

my username there will be Health Ranger, as you might imagine. So, once we launched that, you will be able to follow me there. I am going to be sharing a lot of intel there quickly, rapid posts of intel before I write articles about it.

So when I learn something new from a source, I will post it there first and then I will work up the story and post the story later. So, if you really want to be up-to-date on the best Intel of what is happening in this rapidly moving world, then definitely join me on Brighteon.Social, once that launches, what should be in just a few more weeks.

Okay, another important point in all of this is that time is growing short. As I was preparing to record this final chapter, which is being recorded, July 13, 2020, which is a Monday. Over the weekend, I was checking the availability and prices of guns and ammunition and chest rigs, night vision devices and so on.

Here is what I found. All the guns are sold. They are gone. I mean, every AR15 is gone, every pistol is gone except maybe some, no name crappy ones, that I have never even heard of before. You cannot find a SIG P320, you cannot find a Glock, you cannot find an M&P shield, you cannot find any of the good guns. They are gone, just completely gone.

I talked to a couple of friends of mine, one runs a gun retailer and another one runs a survival supply retailer, they both have major distributor accounts with gun manufacturers and the big gun distributors and their shelves are wiped out. The distributors are wiped out, same deal with ammo. I went online to try to find the 5.56 ammo, it is all gone. Well, I should say, except for the places that you can find sort of crappy ammo for double the price that you use to pay for good ammo. I

should say I did find some used guns for sale on [GunsAmerica.com](http://GunsAmerica.com) that have new gun prices.

So, you can buy a used Glock or a used SIG for the price that you used to pay for a new gun. So, if you are desperate, check that out. I did see one new, I think it was a SIG P320 for \$950. Normally, it is under \$500. So it seems like the new guns are double the price. The use guns are now the new gun price. In essence, you could say everything has doubled and ammos doubled as well and night vision, you almost just cannot get it.

If you want to get some go to [ReadyMadeResources.com](http://ReadyMadeResources.com) and I did talk to Bob Griswold there earlier today, and he said, they are still able to get supplies, but they are getting backlogs. So, it is pretty crazy. You would not believe how many people are dropping \$8,000 right now for a pair of night vision goggles, it is amazing.

By the way, over the weekend, I did rig up a new Team Wendy helmet, and I can say good things about that. So, if you are interested in helmets, check out that brand, Team Wendy, W-E-N-D-Y. They have the polymer helmets and ballistic helmets polymer. They run about \$300, very good quality, very inexpensive, they fit great. I definitely recommend those helmets.

**CLEANEST  
CHLORELLA**  
(POWDER/TABS) ON THE MARKET

GLYPHOSATE TESTED  
LABORATORY VERIFIED

healthrangerstore.com/ChlorellaPowderTablets



But whatever you need to get, whether it is more radios, the Baofeng UV-5R radios, whether you need a comms headset like the Peltor ComTac 3, whether you need night vision, whether you need ammo, whether you need stored food like what we offer at *HealthRangerStore.com*. Whatever you need, you are running out of time to get it. You are running out of time. The situation is not looking good.

Now over the weekend, also, there were some developments and this is not breaking news by the time you hear this, but this is all still in place, so I will mention it. The State of California is running out of money at a very rapid pace. They started the year with a \$21 billion budget surplus. As of today, they are \$54 billion in the hole and the entire state budget is only \$200 billion a year, which means right now they are going to have to cut state government by a quarter and it turns out that is just the beginning.

I have done the math. It looks like they are going to be a hundred billion in the hole by

the end of this year, which means the State of California is going to have to cut its budget expenditures by about 50% and I looked up what the State of California spends money on, guess what the top four things are.

Number one is healthcare, which includes mental health services as well. The second one I think was education and then it is pensions and then it is welfare. So guess what, now healthcare, education, pensions and welfare are all going to have to be cut by 50% in the State of California, otherwise the state goes completely bankrupt and collapses.

Now, I ask you this, what is going to happen to the State of California, which is a government-heavy state when they have to slash 50% of the government expenditures? That state is going to largely collapse and the reason this is relevant to all of us, even if you do not live in California, is because California produces much of the food supply of the entire country and it begs the

question, what happens to food production in California if the government collapses. What will that cause in terms of shortages or supply line problems or difficulties in exporting out of the state, because you cannot get a state government inspector to come sign off on a shipment of avocados or something.

California is a radical Left-wing bureaucracy run by tyrants and morons and they have just run out of money. California is going to collapse, the cities especially. Maybe the rural areas might be able to get through this. The cities are going to collapse in a third world status and that is going to happen this year and then today, as I am recording this, Governor Newsom just announced going back in the lockdowns, locking down the restaurants, locking down the schools and the bars and the zoos and museums, everything where people gather. It is all being locked back down again, which is going to put more businesses out of business, going to have more problems with property tax collection,



**RANGER GEAR**  
**Extreme Multifunction**  
**Shovel with Tools**

- Heavy-duty survival tool for a variety of applications
- Comes with durable riveted connection plate
- Features 15 useful tools for everyday life or emergencies

[healthrangerstore.com/SurvivalSupplies](http://healthrangerstore.com/SurvivalSupplies)



sales taxes, and income taxes that fund the state. The number one source of revenues is income taxes, state income.

Well, what happens when people are not earning incomes because everything is shut down? Well, then obviously the state income craters. So it is not just that the State of California is spending money on all these programs, it is that they are losing revenues. An economic collapse for California is now absolutely certain.

So this underscores everything I talked about in the first two chapters of this course, bugging out, getting out of the cities especially Democrat-controlled cities. Your time is running out and by the way, if you have let us say a house in Los Angeles Proper in the city, you have a house there, sell it for whatever you can sell it for today.

I mean, this is my personal advice, you make your own decision, you get your own financial adviser. Do not blame me if it does not turn out the way you want. I am not trying to tell you what to do with your personal finances, but if it were me, I would sell it at any price because I know that six months from now that property is going to be worth basically zero. What is the value of a house in a city that has collapsed and that has basically no infrastructure,

no police protection, riots and arson and looting – just rampant crime running loose. The whole thing is run by gangs and your government is nowhere to be found.

What is the value of a house in that zone? It is zero. So in my opinion, whatever I could get for right now, I would get it and I would get out of there. Many of these democrat cities are going to collapse. No question about it.

Some of the questions people ask me in all of this, by the way, are things like, “Well, I haven’t paid off my car yet, should I pay off my car, or should I buy a gun, because I don’t have a gun yet either,” and again, your personal finances are up to you, but in my opinion, you absolutely need a gun more than you need to pay off your car.

Probably much of the financial system will crater anyway. It is hard to say whether debts are going to ever be collected when the banks are cratered. So I would say, get a gun. You are going to need to be able to defend yourself, at minimum a pistol and rifle, that is what I say and I know it is very, very hard to get those right now. You are going to have to go to somebody you know. You are going to have to do a private sale, where you go to a friend, your gun guy friend typically

who you know has like 75 rifles and you are going to have to beg them, say, “Look, I am sorry that I was an anti-gun person and that I made fun of you for storing 70 rifles, would you please sell me one of them. Here’s a thousand dollars.”

You are going to have to pay cash and you are going to have to buy from somebody who is kind enough to sell you a gun because all the stores are basically sold out at this point and I am not sure when that situation is going to be restored. I know the gun makers are working overtime, but some of them are locked down. Some of them have a COVID-19 problem. So, they are not able to produce like they used to produce and this is especially true for gun operators that are in democrat-controlled cities or states, right. Why do you think all the gunmakers moved out of Connecticut in years past to get away from the democrats, by the way. So they could actually run their businesses and manufacture guns.

So there might be some new supply that shows up from time to time and if you talk to a gun shop owner who is still open for business, you might be able to get on a waiting list so you can get a good gun in maybe 30 days or 45 days or if you really want a gun, just be willing to pay more, just walk in

there and say, "Look, I got a thousand dollars for the first Glock19 that you can find for me, \$1,000." Guess what, that gun shop owner will find you a Glock19 for \$1,000 – yes, supply and demand.

Somebody will let one go for \$1,000 and you will have it. So, now comes the cost of being kind of late to the game. If you do not already have a gun, you are going to have to pay double and then pretty soon it will be triple. It will be quadruple. At some point, the ammo will be 10 times what it used to be.

I forgot to tell you this, actually in this audio book, you know how 9-mm rounds in the US, until recently they have been about 20 cents each for the full metal jacket rounds and you could buy them for as little as 18 cents each. Right now, they are going for about 45 cents each. So, they are a little more than double.

When I lived in Ecuador, I knew some people there who owned guns and I went with one of them one time to a gun shop. When I say gun shop, what I mean is like a secret basement, it is not like in Ecuador. you cannot just have it citizens walking in and buying guns. So, what I mean is like a secret location.

Guess how much the 9-mm ammo was in Ecuador over 10 years ago when I experienced this, \$1 a round. Yes, \$1 a round. Ten years ago in Ecuador, they were 20 cents a round. Six months ago in the United States, those, you can count on it, they are going to go up 10 times. Nine-millimeter rounds are going to be \$2 a round probably before very much longer. So if you can them for less than \$2 a round, you probably should buy some and for the hollow-point rounds, that in the U.S. used to be anywhere from 75 cents to \$1.25 a round. Those are going to be more than \$10 a round for hollow-point rounds, yes.

That is why it is always good to stock up on this stuff when it is affordable. It is always good to be ahead of the game. ■



## HEALTH RANGER SELECT NASCENT IODINE

- Supports healthy thyroid function and metabolism
- Has low surface tension for optimal absorption
- Non-GMO, China-free, and lab tested for glyphosate, microbiology, and heavy metals



HEALTH RANGER'S  
&  
NASCENT IODINE  
HEALTH SUPPLEMENT  
1 fl oz (30 mL)

healthrangerstore.com/HRNascentIodine

**MIKE:** Okay, a couple other housekeeping items for you here. Do not forget there is a coupon for saving money at *BrighteonStore.com* on silver products I think is what that coupon is for. It is in the PDF files that you can download with this audio book.

So if you do not have that PDF file, just go to *NaturalNews.com*, subscribe to the email newsletter, it is free and you will get the download links and you can download that PDF and you can have those discount codes. Those discount codes are only good at the Brighteon Store, not *HealthRangerStore.com*. So shop at *BrighteonStore.com*. Helps support our video network.

By the way, those products are the same as Health Ranger Store products, and they are actually full and filled out of the exact same warehouse in Central Texas. So it is the exact same product. It is just, you are just supporting the Brighteon operation instead of the Health Ranger operation. But we appreciate your support either way.

We intend to operate for as long as we can. We just added on something like 7,000 square feet of new warehouse space to our existing building, which is pretty large to begin with and we are in the process right now of ordering massive quantities – I mean, pallets upon pallets upon pallets of commercial food ingredients so that we can manufacture Ranger Buckets, which is the storable food buckets packed in these very super thick vacuum-sealed bags that are then packed inside these pails, really rugged, airtight, moisture proofed everything for long-term storage. We have been making these as fast as we can and they have been hang off our shelves as fast as we make them.

Part of our problem is labor. Getting a good labor supply in Central Texas has been very difficult. For some reason, people do not want to work ever anymore. It is like this whole generation of people do not want to work. They do not think they should have to work, well because they have been getting paid to sit at home and not work, wow, what an amazing deal. So, they do not want to work and this is why we are having a hard time making this stuff.

But soon, we are going to run into even bigger problems with the lack of supply. So our commercial suppliers, many of whom grow food in California, by the way. We get certified organic dehydrated blueberries and broccoli and corn and all kinds of things that are grown in California. I do not even know how we are going to get that. I mean, rice, we also have certified organic rice and chickpeas and things like that, lentils. I do not know how we are going to get all that stuff, frankly, if things get bad in California. I do not know how long our supplies are going to last.



What we are going to do, just to share with you some inside strategy, we are buying up everything that we can fit in our space. Our space is going to be freaking packed, just, you know, top to bottom pallet racks full of pallets. We have got a couple of forklifts running in there. Each pallet can be up to 5,000 pounds of food depending on what it is and just got, I mean, it is like a long, long building with row upon row of pallet racks, full of pallets, full of food, okay.

This is our goal to stockpile as much as we can right now knowing that the rest of the year, we are going to sell everything that we can possibly acquire because the food is going to run out. The food is going to be in short supply. Not only because of the California situation but other things as well.

Now our philosophy is we never price gouge, we do not price gouge. We keep the prices the same and we also do not have limits. I do not like messing with limits like, "Oh, you know, you can log in and buy this at limit two." Well, all that does is causes people to come back the next day and buy two more and then the next day buy two more and it ends up costing too much money for them and sometimes for us on shipping fees when they should have just put it all in one order anyway. It would have been easier and faster to ship.

So we do not put limits on anything. One time, somebody logged in and bought like 20 sets of the buckets, which are a couple hundred dollars, few hundred dollars each and they bought 20 sets, okay. We shipped them 20 sets. It is first come first serve and we do not price gouge. Obviously, some unethical operators out there, they would try to really hike up their prices based on the increased demand. They would say, "Oh, well, they can charge twice as much now," and they would do that and they would probably still sell those items because people are desperate for it.

Personally, I find that very unethical and as you know, we operate with very strict standards and morals and ethics and so on. So, we just have a simple policy. We keep the prices exactly the same. I mean, yes, we will raise a little bit over time as our raw material prices go up. If we are getting charged 7% more for the raw materials, then we are going to adjust our prices, roughly 7% more on the retail side.

Obviously, we have to keep up with food inflation, little small incremental increases. What I am saying, we do not put in big, like all of a sudden it is double – no, that is unethical. That is price gouging. But as a result, since we do not price gouge, we are out of stock of everything. People come in and they are just, they are like, "Wow, it is still available. I'm going to buy it all," and sometimes they do. So it really is a first come first serve type of thing.

You can go into *HealthRangerStore.com* by the way and if there is something that is out of stock, you can enter your email address on that product page to be alerted when we have that thing that comes back in stock and this is why our Ranger Buckets, I do not mean to get distracted into just food here, I will wrap this up in a second, but our Ranger Bucket is the reason they sell out so quickly is because there are like 5,000 people signed up to be alerted when they come back and stock.

So, when we have like 500 units back in stock and then we say, go for our inventory management retail system, then that system sends out the email to those 5,000 people to say, "Oh, the



groovybee.com/PumpkinSeedProtein

Ranger Buckets are back in stock, " and then eight hours later, they are all gone. They are sold so it really has come down to, if you want to get any of our products, you need to get on the alert list for a lot of them. Things will get sold out very quickly, but this is just a lesson for all of us.



Honestly, I do not even know how long HealthRanger Store can function as a business as our nation collapses, but do not worry for me, I am going to be fine. I am going to be fine because I have no debt, no loans and no investors and we have been expecting this for years to come. We do not pay rent, we own our own building,

everything. We are going to be fine and we will be here when society reboots, okay.

So if things hit the fan, just focus on yourself, make sure you can survive. We will be fine. We will just shut down for awhile until the fuel refinery start working again or the power grid comes back on or whatever it is. We will just shut down for a while and then we will be back. We are not going anywhere.

But the rest of the country, I am not sure which cities are going to survive, which people are going to die. I am not sure the United States of America survives. This is one reason why I am in Texas because I know that Texas probably is going to end up being its own country again, the Republic of Texas, that is where I want to be when it all hits the fan. So, that is where you will find me.

It is a lot of tough decisions people are going to have to make right now about leaving their families and friends behind, maybe leaving the job behind. It is all about getting into the right area right now before the collapse happens

because wherever you are when it all comes down, that is going to define the rest of your life whether you end up in a free state like Texas or some kind of a communist-run slave compound like California or Connecticut or Seattle for that matter.

There is going to probably be a war between Rural Washington and Seattle. I would imagine the three percenters in the state of Washington have probably reached their limit of taking shit from the bureaucrats and they are probably going to do something about it.

I would imagine a similar situation in Oregon, Rural Oregon versus the lunatics in Portland. Maybe a similar situation in Colorado versus Denver or something. Maybe something like that in California. I am not exactly sure, but I do not think this country is going to be the same as the way we see it now and not everybody is going to survive. Most people would not.

So, whatever you need to do right now to get ahead of this thing, it is time to do it. It is time to think about survival,

[healthrangerstore.com/SurvivalSupplies](http://healthrangerstore.com/SurvivalSupplies)



## RANGER GEAR FOLDING CREDIT CARD KNIFE

- Transforms from a "credit card" into a functioning knife in mere seconds
- Features a polished stainless steel 65mm blade
- Extremely portable; fits comfortably in your wallet



it is time to think about those tough decisions, it is time to think about relocation, it is time to have a tough talk with family members and friends who do not understand this and maybe you can share this audio book with them but some of them will just laugh at it. They would not take it seriously.

They will say, "Why are you being so negative" or "Oh, I'm just gonna, I'm just gonna focus on positive thoughts and wait for this to pass." You know, people like that right in your own family, it is tough especially if that person is your spouse. There are a lot of couples that would not survive as couples because of this and I know that is real. I mean, a lot of couples broke up over Trump in 2016. Mostly because the husbands voted for Trump and the wives have become intolerant Left-wing lunatic bigots who cannot stand having a husband who has conservative ideas. That is mostly how that went down, by the way. Little crazy little snippet of history there.

That is why the good couples are the ones that both agree on principles of liberty, surviving what is coming, being prepared. So, if you have got a spouse that is with you on these topics, you thank God every day that you have got that spouse because it is a blessing.

I am blessed with a spouse that is right on track with everything, all into preparedness and self-reliance, and getting ready and living in Texas and doing all the things that we need to do. So, I am blessed and I hope you are blessed as well. But do not

expect all your family members and friends to understand what you are doing. Many of them would not, many of them will never understand it and many of them would not live much longer because they refuse to prepare.

**“ I am blessed with a spouse that is right on track with everything, all into preparedness and self-reliance, and getting ready and living in Texas and doing all the things that we need to do.”**

You can only help those who are willing to listen. You can only intervene so much and beyond that, it is their decision and it is their repercussions. They reap what they sow. At some point, you have to let them go and focus on survival and you will see, as all this begins to come down, the collapse accelerates, California gets into a civil war – that is really where it is going to be happening first. I believe is in California.

You will see how quickly things change. But feel free to share this audio program with anyone you would like. You can post it on the torrent websites. You can post it on your own blog site, whatever you would like to do and I wish you the absolute best. I pray for you.

I hope and pray that you are prepared, that you have the wisdom to be able to make it through this, that you have the compassion to preserve your humanity as you are going through this, that you have the

spiritual wisdom to remember to adhere to moral principles, ethical principles, so that you do not compromise your soul to save your body. If it comes down to it, it is much better to die with your soul intact than to live having surrendered to evil and that is the big picture in all this, the very big end-game picture.

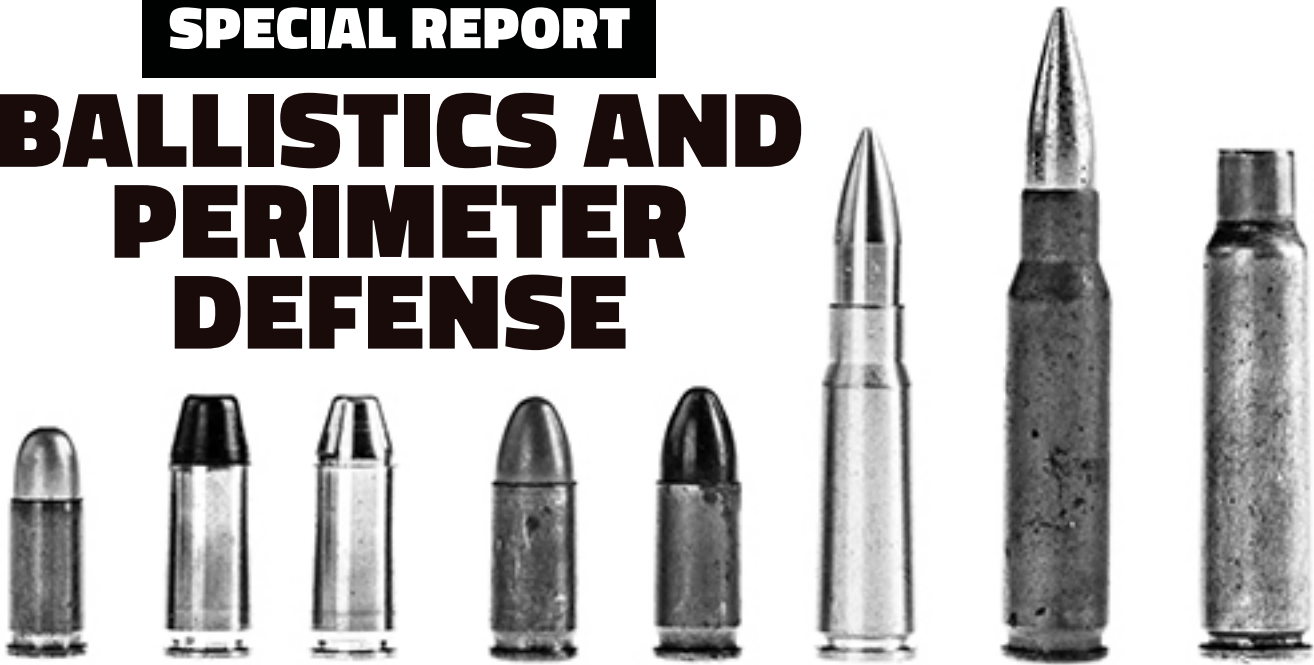
The number one goal in this whether you live or die should be to keep your soul intact, honor, spiritual principles that were taught to us by Jesus Christ or maybe you have a different religion. But every religion has some teaching of morality and ethics, right. Stick to that. That is the most important thing of all. Do not turn to evil, do not turn to greed, do not abuse power, be humble and be prepared and then no matter what happens in this world, you still win.

You win in the end, live or die, your soul is bulletproof and no one can take it from you unless you choose to surrender it to them. They can take your stuff. They can take your guns and ammo. They cannot take your soul.

So thank you for listening. Of course, my name is Mike Adams, the Health Ranger. You can continue to read my articles at *NaturalNews.com* and also listen to my podcasts at *Brighteon.com*. Thank you for listening. I wish you the best, I pray for you, and I hope that one day we might actually meet in the rebuilding of a new society rooted in the principles of liberty and Christianity. Thank you for listening. ■

## SPECIAL REPORT

# BALLISTICS AND PERIMETER DEFENSE



**MIKE:** Welcome to this special report for the Global Reset Survival Guide. I am Mike Adams, your host, this is about ballistics, range finding, and perimeter defense for your home or your country cabin or whatever you have again outside the city.

You probably cannot survive in the city for long, so you need a place outside that we have already talked about in the other chapters. I am going to give you specific gear recommendations here that will make your life very simple.

Now, just understand that when you are shooting rifles, of course, the bullets drop and you have to have vertical and horizontal holds for those rounds based on the distances that you are trying to shoot at. Now, typically for an AR15 rifle, you can effectively engage maybe 300 yards to 350, but you can push that out to about 600 yards if you have a ballistic reticle, and the ballistic reticle will typically have horizontal

hashmarks that just say two, four and six, that means 200 yards, 400 yards and 600 yards typically based on the fact that you have sighted in that rifle at 100 yards, and by the way, a 100 sight in is not really the ideal sight in, but that is what is used for most of these ballistic reticles.

A much better way to sight in these rifles, well, I should say, so if you are aiming at a target that is 600 yards away, you hold the 6# vertically on your target and that would put those rounds on that target at about 600 yards. Beyond 600 yards, you need to start getting into more accurate ballistics and rifle scopes that have reticles where you can hold a very precise numbers of mills, which means milliradians, and the best that I have ever found and what I use personally is called the Tremor, Tremor2 and Tremor3 reticles.

There is also an H59 from the same company. I think it is called Applied Ballistics. It used to be called Horus, I believe, but

I am a little confused about who owns that company now, but it is just the best thing to use and they are very expensive, but they are also very, very effective at rapid target acquisition at different ranges.

But to make this simple for you, allow me to explain, what SIG has done, SIG Sauer. They have laser rangefinders that are called KILO, K-I-L-O, and they have the KILO BDX. BDX means ballistic data exchange and what these laser rangefinders are able to do is, for example, in the rangefinder itself, it will give you a ballistics solution out to about 800 yards. So, even you can buy these at that operate. They can range targets up to I think, 2,400 yards for the hand-held version and 3,000 yards for the binoculars and they will give you a target solution out to 800 yards inside the reticle of that rangefinder.

In other words, if you point that rangefinder at a target that is 750 yards away after you have fed in your bullet data, your



ballistics data, through usually an app on your iPhone or your Android and it loads those into the rangefinder and once you lased that target at 750 yards, it tells you exactly what to hold in your rifle. For example, it might be hold 4 mils vertically and 0.6 to the left to account for spin drift for example and all that means is you take your rifle and you hold those hashmarks in the scope and pull the trigger and it puts that round on target assuming that you do not have other windage that is affecting it, which is a whole different ball game.

But in a no wind situation, it should put those rounds right on target. Now, obviously at this point, you are shooting something bigger than a 5.56 round something bigger than an AR 15. You might be shooting a 308 rifle such as a water Remington 700 model bolt action rifle. You might have a 308 battle rifle. You might have a .30-6 hunting rifle or something like that and these ballistic solutions are very, very accurate for all of those rounds as long as you put an accurate ballistics information into the system, it will give you those solutions out to 800 yards.

Now beyond 800 yards, you need to pair this KILO BDX technology with something

called the Garmin Foretrex, F-O-R-E-T-R-E-X. This is a wrist-worn device made by Garmin that has licensed the applied ballistics calculation software. It is built into that thing and it uses bluetooth technology to talk to your rangefinder. So, at that point, if you have, let us say a KILO 2,400 BDX, which you can pick up for now just a few hundred dollars from SIG Sauer, you can lase a target at, let us say 2000 yards, and you look down to your wrist and the Garmin Foretrex device will tell you exactly what to hold, which depending on what round you are shooting and the muzzle velocity and ballistics coefficient and all that, your holding might be 12 mils vertically, and two to the left or whatever, just depends on what you are shooting.

That gives you a ballistic solutions very, very quickly with just a rangefinder, a Garmin Foretrex device on your wrist, and then typically a Tremor2 or Tremor3 reticle in a bolt action rifle that has long range accuracy and there are a lot of great rifles for that.

I happen to like the Desert Tech Bullpup A1 SRS-A1 scout rifles. I just liked that platform a lot and I have a suppressor on it, so it makes it even easier to shoot, but use whatever you want to

use. This is how you can put rounds on out to frankly 3,000 yards if you have a KILO 3000 set of binoculars, which I own, and I think they are freaking amazing.

Now, the other thing, if you want to simplify this even further and you do not have enough money to buy a Tremor reticle and a high-end scope that might cost you \$3,500, then a SIG makes lower end scopes that are paired to the rangefinder and they are called SIG Sauer BDX rifle scopes. Now, remember this BDX stands for ballistic data exchange and what happens is you have a SIG BDX rifle scope on your rifle, and then you have a SIG KILO BDX rangefinder. You lase the target with the rangefinder.

The rangefinder talks to the rifle scope, and it calculates a ballistic solution for the holds that you need and then it shows you the hold with a red dot in your rifle scope and then you simply adjust vertically and horizontally to line up that red dot with your target. You pull the trigger and that should put that round on target and those rifle scopes can be as inexpensive as \$400 or \$500, just depending on the magnification range that you are getting.

[brighteonstore.com](http://brighteonstore.com)

 BrighteonStore.com

**RECEIVE \$10 OFF**

for purchases of \$150 or more at the Brighteon Store

**PROMO CODE: GLOBALRESET**



So, a lot of people really like that setup. I think the limitation on those rifle scopes is I think they are limited to 800 yards for those ballistic solutions, which is why those of us who are really accomplished long-range shooters, 800 yards is not really considered long range to us, that is rifle range. At 800 yards, you can put a 308 round at 800 yards.

We like to shoot way beyond 800 yards, so we do not use the SIG BDX rifle scopes. We use really professional raffle scopes like the Applied Ballistics Tremor2 scope that I mentioned, but it is your choice and this also depends on your budget. The thing is, once you get this situation nailed down, whatever you want to use for this, you are going to have a rangefinder, you are going to have a ballistic solution, you are going to have a rifle scope that you can use to adjust your holds.

Then, what you need to do is on your property, use that rangefinder and go out and range all the landmarks on your property from where you plan to be shooting zombies. In other words, if you are in your log cabin or whatever, and you think that is where you are going to be when the zombies come and you are going to need to shoot a bunch of zombies, then you need to know how many yards is it to the zombie entrance gate or the rock on the side of the driveway or whatever, the boulder.

So you should know it is 1,000 yards to the gate. It is 800 yards to the boulder. It is 600

yards to the bridge across the stream, whatever you have. You should note that and write that down and put it on the wall wherever you plan to be when you are shooting zombies. That way, you already got your holds figured out.

In fact, you could even write down the holds like how many mils. At 1,000 thousand yards, the hold is 10.5 mils or whatever for this particular rifle in this particular ammunition. You figure all that in advance. I have done the same thing. In that way, if you are invaded by a zombie mob, all you've got to do is pick up your rifle, check your dope sheet there on the wall and start sending rounds down range at the ranges that those zombies have put themselves at. You will be able to outrage them. See zombies, they may have AR15 or little 9-mm pistols or rifles, whatever. They are very unlikely to have long-range ballistically accurate solutions where they can engage you at anything beyond about 350 yards.

So you could shoot zombies all the way as they are marching in towards you. You could shoot them from 1,000 yards in. You can take them out at 800 yards, take them out at 600 yards or take them out at 400 yards. At some point, they may run out of zombies for that zombie wave or the zombies may change their minds. Some of them still have brain cells that are operating and they may lose their morale check. At some point, they are like, "Hey, everybody is dying around me as we keep assaulting this farmhouse, maybe we should

find a different farmhouse." Zombie logic does actually kick in at some point even though most of their brains are fried. When enough of them start their heads are exploding and they are falling over and bleeding out, some of them will notice and they may decide to do something different.

This is especially effective if you have got a night vision setup on your rifle at night and you have a perimeter warning system where you can detect when people are coming in and getting on your land and perimeter warning system could be just a couple of mean dogs. You know, they started barking and you have some motion sensing, let us say solar-powered led lights and the lights start going off and lighten up zombies out there. That is a real, simple, low tech thing that you can do by the way.



You can put motion sensing solar-powered lights that are like 800 lumens on large like tall poles out in the middle of your field or longer roadway or whatever your driveway. Zombies start marching in and you just light them up and your dogs are barking. You just grab your rifle. You may not even need night vision if you have enough solar-powered lights. You know the range, you know where they are, you just start laying down some lead and you take them out.

It is actually very, very doable. You do not have to be overrun by a group of violent blood-drinking zombies. You can take them out daytime or nighttime. Just a couple of people can be very, very effective at long-range rifle fire if you practice in advance and do all this in advance.

The other thing finally that will add to this little bonus report here is it is important to force them to get out of their vehicles. You do not want to allow vehicles to come down your driveway because they could bring 10 trucks very quickly into your space and then they have got close assault teams and you cannot outrange them at this point.

If you can force them out of their vehicles and onto foot, then you have the advantage and it takes them a lot of time to try to approach you especially if you have got areas that are mostly clear fields then they would not have much to hide behind, would they? So, you can take them out pretty easily and there are simple ways that you can force people to get out of vehicles and go on foot.

One way is to just block your driveway with another big heavy vehicle or some kind of tractor equipment or something that is big and heavy that is hard for them to move out of the way. Second way is to dig ditches along the entire perimeter line of your property, let us say where your property meets the road where you think they might try to drive in and go around your driveway or something. You just dig a ditch with an excavator. Just dig a ditch that is two feet wide and two feet deep. Guess what, most vehicles are not going to go across that. They will get stuck in the ditch.

Their front tires will get stuck or you could also let trees grow up or have a bunch of cactus growing there, or all kinds of things. You could put up a bunch of barbwire there, which is normal in an agricultural area and barbwire – human beings do not like to try to march through barbwire for all the obvious reasons. That stuff hurts. Not even counting razor wire.

So, there are a lot of things that you can do to motivate people to get out of their vehicles and try to assault you on foot where you have the time advantage and the range advantage and the early warning advantage so that you can take them out and there are other things that you could even do to line your driveway or whatever assault route you think they are coming on and I have to mention a big disclaimer on this – I mean, I have heard of people doing these things. I do not do these myself because they are illegal.

[healthrangerstore.com/ChiefOriginalsAstaxanthin](http://healthrangerstore.com/ChiefOriginalsAstaxanthin)

EXPERIENCE MOTHER NATURE'S MOST POWERFUL ANTIOXIDANT WITH

## CHIEF ORIGINALS® ASTAXANTHIN SOFTGELS!

- Sustainably grown in a controlled environment with no exposure to open-air pollution or contamination
- 6,000x stronger antioxidant power than vitamin C, 550x stronger than vitamin E, and 800x better at singlet oxygen quenching than CoQ10
- Lab tested for glyphosate, heavy metals and microbiology



Basically, the ATF would arrest you for making bombs even if you are just defending your own property, so do not do this, but in a time of, let us say a societal collapse, a civil war, let us say America is being invaded by Chinese communist troops or whatever – do you think communist troops are going to come get you, would you be in the right to make bombs at that time to kill foreign enemy troops – yes, absolutely. Just do not do it until then because it is highly illegal and also extremely dangerous, but I have heard of other people mixing things like they will make basically a napalm.

I am not even going to tell you how to make napalm because I do not want to be in that business of teaching people to make bombs or whatever, but they will make napalm and I guess, there are recipes all over the internet. It is not even that difficult, but you could make it. Theoretically, do not do this, but you could make it – again, theoretically – put it in a vessel like a bucket, hang it on a tree branch above where you think the group of Chinese communists foreign troops are going to maybe be marching as they try to invade your property and then theoretically you could hit that bucket with a tracer round or an incendiary round and rain down freaking fiery napalm on a bunch of communist Chinese troops. I am just saying, do not build that in normal times, you will go to jail and you might blow yourself up, who knows.

That is why I do not do these things because man, I do not want to mess with bombs and fire explosives. I mean, it is harsh enough just shooting some of these big rifles. It is like having an explosion in your face. I do not want to blow my eyebrows off. I like having ears and fingers and things like that. So, I do not mess with explosives.

But, if we were invaded as a nation and we were trying to defend America against foreign troops, I do not know, I might change my mind at that time and there is a lot of low tech stuff that is pretty gory and pretty horrendous, but also really damn effective that you might use as a last-ditch defense.

But just a disclaimer, again, people who make

bombs tend to blow themselves up because one wrong spark and it is over for you. So, it would be better if you never had to do that and try not to piss off the ATF either because they get really nervous when people are out there making bombs during peace time.

I mean, if anybody is making bombs right now, it is these radical Left-wing Antifa Black Lives Matter terrorists. They are probably making all kinds of bombs, planning to bomb conservatives and Christians, and probably bombing churches is what they are doing with those things because they really are terrorists. They love to bomb government buildings.

There is one of the co-founders of Black Lives Matter was actually a convicted terrorist who, actually, I think she was part of a team that trained people how to actually make some kind of bombs and they were bombing government buildings and she got caught and she got prosecuted. I think her sentence was commuted by President Bill Clinton, in fact, and she is back at work trying to teach Black Lives Matter how to overthrow the country so that they are going to be bombs out there and bombs, suck fire injuries, burns, suck.

I mean, it is cruelty to do that, so you would only even consider being involved in that as a last-ditch defense when you know you are about to be killed if they overrun your property. But just some things to think about.

I wish we lived in a world where we did not have to talk about napalm and things like that because it is just inhumane. You know, I wish we could just live in a world where I could do podcasts about nutrition and vitamin C and how to grow parsley in your garden because that is really what I am about.

But sadly, we live in a world where we have to prepare for crazy angry zombie mobs and foreign troops who want to try to kill us and so we are going to have to deal with that. That is what this podcast is, I mean, this special report is all about dealing with that so we can get back to just gardening and living in peace because that is what I really stand for, but thank you for listening. ■

## SPECIAL REPORT

# LIVING WITHOUT ELECTRICITY

**MIKE:** This is another special addendum to the Global Reset Survival Guide. This is about living without electricity.

Many people do not realize how difficult it will be to live without electricity even for a short period of time. But, I want you to start thinking about what it means to live without electricity. What are some of the challenges that you will face – and let us start with shelter because your house, if you live in a humid area, your house will quickly become a mold petri dish, that is right. You would not be able to use air conditioning. So, you would not be able to keep your air dry. Your air will become humid as humid as the air is outside and then your house will begin to mold.

Now, mold can be very toxic, obviously, breathing it in, having it around the house. It can cause chronic fatigue syndrome and many other things. This is why it is crucial to think about earth-sheltered homes. An earth-sheltered home uses very little electricity for heating or cooling, very little. It uses the normalcy of the temperature of the soil, of course, which is more steady throughout the year.

But most homes built today are nothing but sort of 2x4, they look like toothpicks rising up out of the ground with very little insulation, just enough to meet the minimum building code standards and if you go even a day without electricity in a hot climate, let us say, anywhere in the south from Los Angeles all the way over to Miami, your house quickly becomes very, very hot and in the summer months, your house will become well over 100 degrees on the inside with humidity in areas like East Texas, Mississippi, Louisiana and much of the Midwest as well.

Now, for those of you who live in more northern climates, you have the opposite problem. You have the cold in the winter. The good news is it is easier to create heat than it is to create air conditioning. Heat can be created in very easy ways. You can create insulation around yourself using lots of things such as sleeping bags and so on. You can also create heat indoors, but there are fire dangers that you need to be aware of.

If you are running around and starting fires indoors, you are going to have major problems. So, do not do that. You will burn yourself, your house down, and if you use a portable heater like a propane



heater indoors, you will poison yourself with, I guess it would be carbon dioxide poisoning, yes. It is not a good scene to use combustibles indoors. Any firefighter will tell you that they responded to numerous fires where people were burning candles or using a camp stove indoors. Maybe they were just testing it out in their living room and it caught the curtains on fire and burned down the house.

So be very cautious about using heating devices indoors whereas insulation around yourself, sleeping bag and so on is much, much easier to do. So, in a collapse, you would probably rather be in a colder climate than a hotter, humid climate because at least in the cold climate, you can do something about it. You can still live indoors. You can get out of the wind and not experience the extreme cold even without electricity. Whereas if you are in a hot humid environment, your indoor environment will probably be uninhabitable very, very quickly – which brings me to fans.

Now, fans can be used with your backup power source. So, maybe you have got a backup generator or the tractor PTO generator that I mentioned earlier. You can run fans very inexpensively in terms of power consumption. Those fans might make your indoor environment livable and if you want to get rid of the black mold, well, sunshine is the answer.

You can also use many of the other substances that you have hopefully stockpiled for first aid such as hydrogen peroxide, IPA and virucidal or antibacterial substances. Most of those will kill mold spores as well. But then again, you have to make a decision. Do I save these stockpiles for medical use or do I try to kill the black mold? It becomes a tough decision.

All of this underscores the importance of having mosquito netting if you are in an area that is prone to mosquitoes, which is much of the United States during at least the summer months. You may have to open your doors and windows in order to have decent circulation and provide some cooling during the warmer months. I mean, you will have to have them wide open, which means you will have mosquitoes invading your home.

It is a good idea to have a mosquito net over your bed and this explains too why if you go older homes from the 1800s, they all have mosquito nets and they had really, really high ceilings too, by the way, to allow the heat to rise and the cooler air to stay down lower in the room. These were all because they did not have air conditioning and they did not have climate control.

So they built houses in ways that made them more comfortable. But make no mistake that most people living today especially in America or first world nations, they have no idea how uncomfortable it can be to live in a structure without electricity especially when these modern structures were designed to have HVAC systems, air conditioning and heat.

So because they are designed with the assumption that those systems would always work, they are not designed with temperature-friendly, passive cooling-type of structures in mind and that is going to make it a lot less comfortable for you if you have to live in one of these structures. You may end up camping outside depending on where you are. So, it is not a bad idea to have a camping tent or some kind of way to survive outside your house.

Now this brings up security questions. If you are no longer able to use your house for shelter, then if you are attacked, then you would not have the advantage of being in the house. If you are attacked while you are outside sleeping in the backyard in a camping tent or something because it is so hot outside, then you could very easily be overrun, which brings up the importance of observation of having night watch people, which then underscores the importance of having a larger team.

[healthrangerstore.com/SurvivalSupplies](http://healthrangerstore.com/SurvivalSupplies)



## RANGER GEAR EMERGENCY MULTI-TOOL

- Features 13 useful tools for everyday life or emergencies
- Portable, lightweight and can be carried like a credit card
- Made with stainless steel to withstand a lifetime of repeated use





Typically, you want to have a minimum of 10 to 12 people living together, not necessarily under the same structure, but at least able to offer a security for each other. It is very hard to survive these situations if you are just two people or even four as you always need somebody to watch at night and you also need a daytime watch person, security-minded individual who can keep an eye on things and if your group is smaller than, let us say, six people, then you are using a very high percentage of your group just to be able to keep watch on things whereas if you have got a sufficiently large group, 10 or 12 people or more, then night guards and daytime guards can be deployed without eating into a significant portion of the size of your group and that is really important because some people are going to have to be focused on food production or food harvesting, perhaps hunting, perhaps gardening, perhaps wildcrafting foods and so on.

You are going to have to spend a lot of time on food just to stay alive, just to have enough food for everybody in your group. You are going to have to have some people who focus on medicine and health, you will need other experts in different areas

such as repair, metalworking, construction, things like that.

Everybody is going to have to have a job and everybody is going to be occupied all the time. There would not be much leisure time in this environment. Living without electricity is very, very challenging and if you try to do it and you fail then you die. I would not recommend attempting to live without electricity right now, it is rather brutal. You will be torturing yourself without good reason, it seems.

But you should prepare to be able to live without electricity when that day comes. Remember that most of the water that comes into the homes of people is also pumped by electric-powered pumps. Get used to carrying water from a local water source, which is another reason why it is a great idea to have a country place where you have got a pond, a stream, a river, something like that nearby. You can just reach in there with a bucket, grab some water, carry it back to your water filtration systems and then filter that water and make it drinkable.

Eventually you might have to

boil it. You might have to filter it multiple times. It might be very dirty water to start with, so you are going to foul up your filters pretty quickly. This is why it is a good idea to have multiple water filtration devices so that you have well backups. You do not want to be anywhere without backups. Now, if you live in a place that you can only get water out of a well, then it becomes more complicated. Do you have a hand pump on that well?

I used to live at a location where I drilled a second well and I put a hand pump on it and that well, I do not remember the depth of it. It seems like it was a couple of hundred feet. It is a lot of work to pump water up a couple of hundred feet. If you have never done it before, for all the water you need for washing dishes, bathing, washing hands, making soup, all the things you use water for if you have never had to hand carry your water or hand pump your water, you do not know the fun that you are missing because it is a tremendous amount of work.

You will burn a lot of calories moving water, which means of course you have to have food to provide the calories that you are burning moving water, and to make things even worse, of course, you have to carry water to irrigate the food that you are using to power you with the calories that you are using to carry the water. You can see how this cycle gets very bad very quickly if you do not have readily available water sources.

This is why it is a great idea to have good access to water, close by water, and ideally water that comes to you at surface level such as a stream or a creek that is year round or rainwater catchment systems and this is why rainwater catchment is such a great idea. It is very clean water, does not have a lot of minerals in it, and it is at ground level. So, you do not have to expend a lot of energy pumping it up out of the ground.

In fact, if you capture it up higher, let us say you have a tank sitting in your driveway or something, some of that water is above ground level and I have done these experiments as well. If you have water tanks that are tall and you are collecting water off a very tall building, like a tall barn, for example, then you can actually have some water pressure just from the gravity of your water tank being very tall.

The water pressure is not much, but it is better than nothing and you will have some basic plumbing that is actually working and you can even push water like that through a number of filters just with gravity alone. So, it is not a bad idea to think about having a barn built. You can have those built relatively cheaply, have a tall roof with tall gutters, put the gutters up at 20 feet if you can, and then get a tall narrow water tank where the water fills up vertically and becomes very high, and at that point, once it is high, you have got water pressure. That could be a lifesaver given how much energy you normally have to expend in order to move water around.

So these are just some things to think about living without electricity. It is not going to be easy. It would not be convenient. You will lose a lot of weight if you are slightly overweight, we all will, because you are going to be working your butt off, literally in some cases. You are going to be working like crazy just to keep things moving. ■

[healthrangerstore.com/ColloidalSilverSpray](http://healthrangerstore.com/ColloidalSilverSpray)



**INTRODUCING**  
**COLLOIDAL SILVER**  
**EXTRA STRENGTH SPRAY**

- Give yourself an extra layer of protection against external threats
- Formulated with colloidal silver, ionic silver and pristine Texas rainwater
- Lab tested for purity, heavy metals and microbiology

**MADE IN THE USA**

**LABORATORY VERIFIED**

HEALTH RANGER SELECT  
**COLLOIDAL SILVER**  
**EXTRA STRENGTH SPRAY**  
NET WT. 2 fl oz (59 ml)  
9999 PPM SILVER GUARANTEED







## SPECIAL REPORT

# PRIORITIZING PURCHASES

**MIKE:** Alright, welcome to this add-on sidebar to the Global Reset Survival Guide. This is about how do you make economic decisions about what is important to purchase first because throughout the course, I have made recommendations on a lot of things, some are really, really critical and maybe not that much money, but other things sound important, but a pair of night vision binoculars, for example, can run your \$7,000 or \$8,000 – that is not a small amount of money.

So, given the fact that you have a limited budget, but you need certain things you might wonder, well, what should you get first. How do you prioritize

these purchases. So, here is my answer on that. First, you absolutely need a pistol and a rifle just for self-defense. You are going to need those two and you are going to need some form of night vision observation. But remember, you can start with a SiOnyx sport camera for \$299.

So, for just a few hundred bucks, you can be able to view things at night without spending \$8,000 on a night vision binocular setup. I tend to tell people to acquire a little bit of each thing in all the major categories and then go back around and acquire a little bit more of each thing. So, for example, I would say first, get a

pistol, get a rifle and obviously some basic amount of ammo for each, a couple hundred rounds for each of those. Get the SiOnyx sport night vision, it is not really a night vision, but it is a low light camera. Get some storable food like a one-month supply of food, get a water filter, just a water filter. It could be a camping filter, it could be \$99 and get a good flashlight. Get one good radio like the Baofeng UV-5R radio, for example, which is only \$25 or something.

Now that you have got these basics covered, go back around, add another pistol, maybe a backup pistol or add another rifle, maybe save up and get a PVS-14, which will cost you

around \$3,000 or if you cannot afford that, move on and get another month supply of food. Add to your food stockpile, maybe get another backup water filter, maybe have one gravity water filter and then another water filter that is a pump style that is more portable and filters more quickly, but you have to pump it and then come back around and get a hunting rifle. You know what I mean.

Invest in some good optics. So, you keep spiraling through the categories and you add to each category piece by piece. You do not want to be overbalanced where you have like 10 guns, but no food. You know what I'm saying. That is not a good prepper, right, or you have got 10 guns, but no night vision.

I would rather have just one good rifle and a good set of night vision than to have 10 rifles and no night vision. To me, I think, that night vision should be pretty high on the list and again, the company I recommend for that is *ReadyMadeResources.com* – Bob Griswold runs that company and he can get you squared away on night vision. He knows his stuff. Well, I do not know how much he talks about his background actually, so I am not going to say. I do not know what he wants people to know, but I will just tell you, he has traveled the world. He has been in some interesting places, just put it that way, yes.

He has worked for some interesting bosses and he knows what he is talking about. So, that is the

short answer and then you might say, well, what about storing golden and silver, same thing. You get a little bit of silver squared away as you are doing these other things.

You just make steady progress in each category overtime. That is how I have done my prepping and that is how I have ended up over the years because I have been prepping for maybe 25 to 30 years is how long I have been prepping and over those years, I have gathered a lot of interesting things.

Just for example, I have a PVS7 or I used to, I actually gave it away. I gave it to somebody who needed it more than me. It is a night vision device. It is a monocular that is a head-mounted system with lenses that cover both eyes. So, it is not binocular vision, it is monocular vision, but probably when I bought it years ago, it was \$3,500 and I know I have had that over 20 years and it just came down to where someone I knew did not have the money, but they need night vision and they are good patriotic Americans, so I gave it to them and you know, I am just blessed with enough resources to be able to do that and I have given food to people. I have given water filters to people. I do give a lot of stuff away. That is how I kind of recycle my preparedness stuff.

I mean, I do not give guns away because that is obviously not necessarily legal. Well, I guess it could be legal depending on who you are giving it to. But I do not give guns away. But other equipment, I do give it away. I give food away and so on. So, that is how I do it. I add new things to my stockpile, so to speak, and then if something is obsolete, I give it away. I also gave away a SiOnyx sport camera to a group that would put it to good use, that is all I will say.

It is a group that would put it to good use, a very patriotic group and so they can use it for night observation and now you may not have the spare money to be able to give this kind of stuff away. You might be scrambling just to get some of it for yourself, which is fine. Just do it a little bit at a time, piece by piece and the other thought on this is if the world does not end when you think it was going to, because we really do not know the timelines that well on this.

healthrangerstore.com/CleanHawaiianSpirulina



We could take educated guesses, but we do not really know and when things do collapse, there is not going to be much of a warning. It is going to be all of a sudden, but the thing is you may have more time to prepare than you think and so it is about that steady preparedness with your food supplies.

It is also about rotating your food. You buy new food, you eat your old food. You rotate that stock system, FIFO – first in and first out. You can be living off your old supplies while you are actually bringing in new supplies and that is how you can stretch your budget more instead of always spending money on something that you are not using, you could be buying food, but eating your old food and that way you are going to have a grocery bill anyway, and you, everybody has got to eat. So that way you can put your money into new storage and not wasted or have it sitting around.

But I think the number one thing that people really need to do and come to grips with is get your money out of the stock market. Put it into this gear. I know a lot of people who are like, “No, that’s my retirement fund. I’m not going to touch that,” and they will have a retirement fund of \$100,000 and then they will scream about having to spend \$8,000 on a night vision setup. Your stocks are going to be worthless. You should sell \$20,000 in your stocks, buy the night vision, buy a couple of rifles, buy the stuff you need, that is going to be way better than anything in the stock market.

I found that most people actually do have the money. They just do not want to spend it. They are penny pinchers on preparedness gear and that can get you killed. So, the real answer here is not so much the priorities of what to buy first but just having a mindset of understanding that everything you have in a bank account, everything in savings, everything in the stock market – it is all going to disappear anyway.

You are going to be left with zilch. So, you might as well buy the gear now because when the collapse comes, you will have the gear and everybody who thought they were getting rich trading on the Robinhood platform, they thought they were going to be millionaires in the stock market, they are totally wiped out and they have got no gun, no ammo, no night vision, no radio and no water filter. They are screwed.

Guess who is the real wealthy person at the end of all of this, it is you who prepared. What is the value of a handgun in a collapse, it’s infinite value almost. I mean, you cannot put a price on it. What is the value of having spare ammo, you cannot put a price on it. So, get your priorities straight now and sell your stocks. I mean, that is my advice. Sell your stocks and buy preparedness gear.

I don’t think I have any money in stocks at all. I mean, there might be a few dollars somewhere left over some account I forgot to close 10 years ago or something like that, but I do not intentionally have any money in

any stocks whatsoever, period, none, zip. You might find that surprising. I think a lot of people would. I do not own any stocks because I know they are going to be worth zero. What I own things like binocular night vision equipment, really good rifles, long range sharp shooting rifles, good optics, laser range finders, things like that. That is what I own.

To me, that is my investment. That is worth more than any stock share. That is worth more than thinking you own part of Apple or Amazon because you log into a screen and it digitally tells you, “You own X shares of Amazon.” It is all fake. It is all fiction. My rifle is real. The ammo is real, it is physical. It exists in the real world.

So, that is my advice. Not just prioritize what to buy first, but prioritize what to invest in, invest in your life and that will pay dividends big time in the end. ■





## SPECIAL REPORT

# RECOVERY OF SOCIETY

**MIKE:** This is a special addendum to the Global Reset Survival Guide. You might call this the Global Reset Recovery Guide because we have been talking about survival during this entire report here and that is key. Obviously, we want to survive, but it is not enough to just live. We also have to rebuild and more importantly, we have to rebuild a society based on liberty and based on Fundamental Judeo Christian principles.

By the way, the principles of family values and principles of individual liberty, the right of self-defense, the right of medical freedom and medical choice – many other rights, you have the right to speak freely even in a public forum controlled by a giant tech company, for example. So it is not enough to just survive. We also have to then rebuild.

Now, I imagine there are going to be roughly two phases in this. The first phase is going to be what I call the cleanup phase and during this, under the authorization of probably President Trump, every American patriot, every American veteran, law enforcement member and perhaps even every concealed carry holder will be authorized to locate and terminate all enemies of America. That would include traitors those engaged in treason, enemy combatants involved in an illegal act of war against the United States of America. Trump will likely invoke the Insurrection Act assuming he is in the White House at the time and when that happens, it really is the responsibility of those who are able, those who have the training, those who love their country to help the Commander-in-Chief locate and eliminate the enemies of America who try to bring it down – and right now there are many, many enemies of America who are trying to destroy this nation as you are well aware, trying to destroy the rule of law.

Some of these treasonous traitors are mayors or governors or even perhaps members of Congress that would be designated enemy combatants by the president himself. I can certainly see the U.S. marshals being ordered to make arrests of some of these traitors or perhaps military police under the control of the Pentagon. But whatever happens, this is going to be the cleanup phase where the president, the powers that be authorize the use of force to terminate the enemies, the traitors, the treasonous actors, the deep state actors and so on, who have all tried to bring down this nation and by the way, that is going to be a very chaotic phase as well, have no illusions about that.

After that phase, it is going to come down to civil participation in reshaping society, writing new laws, enhancing the constitution, for example, to have a new amendment to protect health freedom, for example. This is where your voice is going to be really crucial. You need to participate in the city hall meetings. You need to be very active and very vocal. You need to reach out to your local sheriff and other people that are being put into positions of power, maybe mayors, for example.

You need to reach out and let them know that you do not want America to ever descend into the chaos and the civil war again and we must

establish basic freedoms – for example, no restrictions on the second amendment and no restrictions on the first amendment, just right there is a good starting point and no restrictions on churches being able to gather even during a pandemic, for example.

Now recognize that as this happens, probably, the U.S. population will be reduced by maybe up to 90%. So there are going to be far fewer people in your town, in your city, in your state – and the areas that will lose the most population per capita will be California, New York and places with big liberal cities where there will be the most die-off and so you are not going to have to deal with the usual liberal mob that exists today.

Many of those will be long gone. They will have died from starvation, lack of preparedness. They will have been murdered and raped and beaten by the Black Lives Matter terrorists that they are supporting right now. That is who is going to kill them, in case you were wondering. So, it is going to be a different world and in this different world, it is critical that voices of reason, voices that demand the rule of law, that demand accountability, rise to the occasion and make their voices heard. That is half the reason why I do all of this. I have already given up on this current society. It will not last, it will collapse.



**100% SATISFACTION GUARANTEED**

**USDA ORGANIC**

# RANGER BUCKET

## ORGANIC EMERGENCY STORABLE FOOD SUPPLY IS BACK IN STOCK

- **454 servings** of wholesome, organic ingredients
- Lab-verified, China-Free, with absolutely no added MSG, fillers, GMOs, or other toxic ingredients
- Vacuum-sealed and meticulously packaged to **last for up to 15 years**

LABORATORY VERIFIED

CHINA FREE

GMO GUARD

Natural Food Lovers



healthrangerstore.com/HealthRangerBucket

I am investing in the next society. That is why I have called it for many years, the next society and I don't know exactly what the boundaries will be geopolitically. I do not know if it will ever be the United States of America again, or if it will be region nation states like Texas and Oklahoma and Louisiana forming a state together, for example.

I do not know what it is going to look like. I doubt it is going to be the same as what we have today, but I do know a day is coming when there will be a rebuilding and when that day comes, you do not want to be passive. You can not let the same liberal left-wing lunatics, the tyrants and the authoritarians, you cannot let them rise back into power because they have destroyed our world and it is going to be important to make structural changes.

For example, when was the last time a U.S. senator actually represented the interests of the people rather than the interests of the corporations? So, how do we have a representative government without massive bribery, without horrible corruption happening – and one simple suggestion that I have put forward is to require every senator to wear a body camera. You know, how police are required to wear body cameras.

If you are elected to represent the people and you are a senator or a member of congress, you should be

required to wear a body camera 24/7 and all that body camera footage should be made available to the public. So that we hear your conversations. We know you had dinner with, we know the meetings you took part in and so on. Just transparency, which would be a good start, but of course there are a lot of other suggestions and some people think maybe get rid of representative government and have direct democracy although there are problems with that as well.



The point is we do need major structural changes. We can not let the corporations destroy our society again and the corrupt lawmakers and the radical Left-wing lunatics, the authoritarian, tyrants, communists and so on. So, we may have a once in not just a lifetime, but a once every 500-year opportunity to reshape the future of society and when that day comes, it is going to be critical to not only know your history, but to

voice your demands for rules of society to be based on real justice and transparency and to have a merit-based society. No more discrimination against Whites, which is what is happening today all over the United States; no more discrimination against Asians in the university system. We need a merit-based society that is truly colorblind regardless of the color of your skin.

## CHIEF ORIGINALS NON-GMO VITAMIN C

- Therapeutic grade, pure vitamin C and non-acidic buffered vitamin C
- Lab tested for glyphosate, heavy metals, and microbiology
- Manufactured in the United Kingdom and highly bioavailable



[healthrangerstore.com/CleanVitaminC](http://healthrangerstore.com/CleanVitaminC)

The only thing that matters in my book is your merit, your capabilities, your intelligence, your ethics and morality. That is what matters – not the color of your skin, not your country of origin and we must shrink the size of government, which will happen automatically since government will go bankrupt, but we cannot allow it to rebuild at its former size.

People will have to wake up and become adults and start to take charge of their own lives and stop relying on government to tell them how to live and to tell them what decisions to make every day. It is going to be a very interesting time. Those who are crybully victims will largely die off and in essence, that is a positive thing for the future of society because weak-minded and weak-willed people do not create strong societies. They create collapse, which is what we are experiencing right now.

We need strong individuals. We need the male archetype to be back. We need strong families. We need strong religious convictions. We need strong morals and ethics. That is what will rebuild society to create abundance and happiness and security. Without those things, we have nothing and that is why this current society is collapsing.

So remember, if you ever face a day where you are wondering if you should just check out of the whole system and you ask yourself, what am I here for, what is my purpose here? Remember you do have a purpose and that is to be part of the rebuilding of society.

You are important, your voice, your mind, your spirit, your heart, it is all important and that is why you need to survive if not for yourself, for the future of human society. So stay strong, stay informed, take the actions that I recommend in this program. Be prepared for the collapse, but also be prepared for the rebuilding. ■



**OPTIMIZE YOUR ORAL HEALTH WITH OUR**  
**COLLOIDAL SILVER**  
**MOUTHWASH & GARGLE!**

- Formulated with colloidal silver, iodine, zinc, myrrh, prickly ash bark and more
- Contains no GMOs, fluoride, alcohol or aspartame
- Lab tested for glyphosate, heavy metals and microbiology

healthrangerstore.com/SilverMouthwash

## SPECIAL REPORT

# SHOTGUNS VS RIFLES



**MIKE:** This is a special add-on report, kind of like a sidebar for *Surviving The Global Reset* and it is about shotguns versus rifles and why you should not rely on a shotgun to do much for you when it comes to this apocalypse collapse, zombie assault, whatever.

Shotguns are not very effective compared to rifles for lots of reasons, but the most important reason is that they hold very few rounds and now I know people like shotguns because they say, "Well, I don't have to aim that accurately, it has Bill Burr, the comedian, it's got a nice spread. It's got a spread."

Well, if you, if you are not good at aiming at what you are shooting at, you probably should not have any gun. So, this idea that you can be way off and then shoot a shotgun round and then hit your intended target, that is nonsense. If it was your intended target, you should be pointing at it.

By the way, a spread on shotgun round is not as much as you would think, it is not like a 20-degree spread at all. It is more maybe a 2-degree spread or something. It is very nice narrow. But unless your target is really far away, you do not really have that much spread. Shotguns are not more effective at causing trauma in someone who is trying to attack you and you are trying to defend yourself compared to rifles.

Rifles, actually get the job done better and more importantly, a standard AR15 rifle holding a magazine has a 30-round mag. Now, would you rather have a five-round shotgun or a 30-round AR? I do not know about you, I would much rather have the 30-round AR because also when you run out of rounds, you ever tried to reload a shotgun in the middle of combat while you are being shot.

It is not really doable. It is very, very slow, but you can reload a magazine into an AR in the same time and that it takes somebody to load one round into a shotgun and then from that new magazine in the AR, you have got 30 more round or really you should load them only to 28, so you have got 28 more rounds.

I would rather have 28 new rounds than one new shotgun shell and this is especially important when you realize that the zombie mobs will probably be groups of people. It is very unlikely you are going to be attacked by one person in this zombie collapsed scenario. In the old days when maybe there was a home invasion person, a thief, who would sneak from home to home at night stealing jewelry and whatever, a shotgun might have been okay. You are only facing one guy, but that is not the scenario now.

Now, it is a zombie mob; it is masses of people; it is going to be groups. You are going to need to be able to engage a lot more than one person.



You might need to engage 20 people. How are you going to engage 20 people with a shotgun, really cannot be done, but you can engage 20 people with a rifle. You can do it very effectively. In fact, with a little bit of training, you could take out 20 people in frankly about five seconds. It is not a joke or maybe 10 seconds. Maybe, if you really take your time aiming, 20 seconds, but with a shotgun, it would take a lot longer than that – and they would overrun you and kill you before you had a chance to reload.

The other thing is I recommend having an AR15 rifle as your primary weapon and a pistol as your secondary and a pistol such as a SIG or a Glock or something like that should probably have maybe around 20 rounds in it as well. So, if you are in a hurry and you cannot reload after you have shot 28 rounds out of your rifle, you can transition to your pistol and you would have another 20 rounds and maybe during that time, you might find some cover and find a spare mag for your rifle, get your rifle back up and running and then you are back in the game with your rifle. Shotguns are not really a part of the solution.

Let us talk about range. What is the range of a shotgun, I do not know, typically 50 to 75 yards, maybe or possibly 100 yards. But it certainly is not a long-range gun, whereas a standard AR15 rifle can shoot very effectively out to 300 yards and it can even shoot semi-effectively out to 600, if you know your ballistic holds. You cannot shoot a shotgun

300 yards and certainly not 600 yards and shotguns just do not have the accuracy and the punch in large number of rounds that an AR15 has.

So, if you think about it, someone who is poorly equipped in terms of firearms might have a shotgun and a revolver. Revolvers are not very accurate by the way, little stub nose revolvers. I got 2.5-inch barrel, maybe a little J-frame handle, hard to shoot accurately. They kick like crazy and they hurt your hand and they jump around a lot. Shotgun and revolver not a good combination for surviving the global reset. You would rather have an AR15 and a pistol. You know, a semi-auto pistol like a Glock.

Now, the other thing I want to mention about this, since we are talking about scenarios where you might be in a gunfight for

your life, here is what is actually quite shocking to a lot of people. Most people miss all the time. In gunfights, they miss and they miss and they miss and they miss. Even cops miss all the time. Your average New York city cop is more likely to shoot some innocent bystander than the actual purp that they are aiming for.

Cops miss, civilians miss, soldiers do not miss as much you know because they are trained, but people miss – and if you are in a gunfight, you can survive taking rounds all around you. You can survive being shot at even by a large number of people. Now, they might get lucky and hit you but in the meantime, if you are focused and calm and have some experience and you are acquiring them and taking them out one by one, you can win just because you more accurate.

## BIOSTRUCTURED SILVER™ FIRST AID GEL

- Made from 3 types of silver: Ionic, Colloidal and Biostructured
- Added protection with a unique blend of 7 functional essential oils
- Protects your skin and supports its natural healing process

HEALTH RANGER SELECT  
BIOSTRUCTURED SILVER™  
FIRST AID GEL  
ADVANCED HEALTH SUPPORT FORMULA  
50PPM  
NET WT. 1.83 oz (52 g)

MIN 50PPM SILVER GUARANTEED

ULTRASATE TESTED  
LABORATORY VERIFIED

healthrangerstore.com/First-Aid-Gel



Most people miss all the time. People do not know how to shoot especially criminals, especially zombies. They do not know how to shoot. Your average city dweller, which is really the zombies to be. Your average city dweller does not know what to do with a gun at all. They have never used a gun even if they pick one up and they think they can point it and pull a trigger their chances of hitting you are very, very slim and now their chances of hitting everything else are very high. I will shoot up a building or shoot up a car, it might hit some people 100 yards behind you, but they are very unlikely to hit you especially if you are moving.

Hitting moving targets is very, very difficult. So, if you are not standing in one place like a moron, if you are moving around seeking cover, ducking, maneuvering, then it is almost impossible for them to hit you, someone who is inexperienced. They have no clue what they are doing, but if you have some experience and you can maintain a sense of calm even though your heart is racing, your adrenaline is pumping, but because you have gone through the practice of this a hundred times, the bang of the rifle does not freak you out.

The hand actions are well-practiced and smooth. You do not have to think about what you are doing to reload. Your muscle memory just does it for you. That is the point of practicing is so that when you are engaged in an actual gunfight, you can maintain the presence of mind to focus and put rounds on target with deliberation. That is what is going to win the fight and especially at long range, you have an extreme advantage.

Most people really cannot hit anything other than what is just in the cross hairs. A lot of people can pick up a rifle and aim the cross hairs at something and pull the trigger and they might be able to hit something with a rifle, but you put them 300 yards out, they have no clue where to aim. They really do not know unless they are lucky enough that their rifle was sighted in at 25 yards/325, where the bullet crosses the cross hairs at both of those distances or a 50-yard sight in, for example, the bullet would cross again further down and they might get lucky. But chances are, they are not going to be able to hit you very effectively.

So the point of practice is to be able to control your emotions, not just the skills, to be able to control your presence of mind so that you can make deliberate shots without freaking out and that will win the gunfight. ■

[healthrangerstore.com/SurvivalSupplies](http://healthrangerstore.com/SurvivalSupplies)

**RANGER GEAR  
OUTDOOR MINI CAMP STOVE**

- Foldable, lightweight and ultra-portable
- Features built-in ignition and flame control knob
- Made with durable aluminum alloy and stainless steel

# **SIDEBAR: THE 8 TYPES OF FIREARMS YOU NEED TO SURVIVE THE GLOBAL RESET**

As Adams explains in the Global Reset Survival Guide, there are eight types of firearms you'll ideally want to have set up and ready to go in order to survive all the scenarios of the Global Reset. Here's a list of those eight firearms along with recommended models or brands that would fulfill each role:

## **FOUR PISTOLS:**



GLOCK 19



SIG P320 CARRY



M&P SHIELD

**1. A compact daily carry pistol:** Glock 19, Sig P320 Carry, M&P Shield, etc.



SIG P365



GLOCK 43

**2. An ultra compact backup carry pistol as a backup weapon:** Sig P365, Glock 43 or other sub-compact pistols or revolvers.



1911



SIG P320 FULL SIZE



GLOCK 21



FN 509

**3. Full sized pistol for open carry at home:** Any full-framed pistol such as a 1911, Sig P320 Full Size, Glock 21, FN 509, etc.



TRIJICON RMR



SIG ROMEO

**4. Red dot sighted for night vision:** Any pistol with a red-dot sight such as a Trijicon RMR, Sig Romeo, etc. Designed to be used with night vision.

## FOUR RIFLES:



**1. A standard AR-15 for all-around use:** Mil-spec AR with 16" barrel, available from virtually all AR manufacturers.



MAXIM  
DEFENSE  
PDW



SIG MPX IN 9MM

**2. Truck gun / car gun / Compact PDW:** A compact "rifle" with arm brace (technically a pistol according to ATF), very short barrel, fits in a backpack. Maxim Defense PDW (in 300 blackout), Sig MPX in 9mm, or any "sub machinegun" format compact setup. Aim for higher calibers where possible such as 300 blackout or 7.62x39 pistols, because 9mm is not very powerful.



**3. Long-range rifle, .308 or better.** Often these are called "**hunting rifles**," and many are bolt action, but aim for semi-auto .308 or larger where possible. The 308 round is effective to around 600 yards and can harass enemies out to 1,000 yards.



**4. Night vision setup AR-15:** A mil-spec AR-15 with a riser mount and a large-windowed red dot sight (such as EOTech) that allows you to see through it with your night vision gear mounted on your head.

**5. OPTION RIFLE:** A high-caliber long-range rifle with night vision gear mounted on the rifle, so you can monitor and engage targets at long range. Example rifle would be a Desert Tech SRS Scout, with a high-end scope, Tremor3 reticle and PVS-27 light amplification device. This will run over \$20k in costs, however.



# WEBSITE GLOSSARY

**AmmoSeek.com** – AmmoSeek is a search engine to help gun owners find in stock ammunition, guns, magazines and reloading components at the best prices.

**BotachTactical.com** – We offer the latest & greatest gear at the lowest prices online. Serving those who protect our great country. This organization is not BBB accredited. Gun Dealers in Los Angeles, CA.

**Brighteon.com** – Brighteon.com is the alternative video-sharing platform to YouTube.

**BrighteonStore.com** – Brighteon.com is the alternative video-sharing platform to YouTube. With each purchase you make from our products, you're helping us sustain this platform and keep the fight against conservative censorship going.

**Brownells.com** – If you like to shoot, work on guns as a business or hobby, or just own a gun, this is the place for you! For over 75 years, shooters, professional gunsmiths, hobbyists, military/law enforcement armorers and gun tinkerers have turned to Brownells for high-quality gun parts and supplies they need.

**BrushBeater.Wordpress.com** – Follow Brushbeater, the site dedicated to training and enhancing Small Groups, Teams and Individuals in Real-World Combat Skills, Improvised and Off-Grid Communications, Intelligence, Wilderness Skills and Advanced Marksmanship.

**CBCIndustries.com** – Located in Charleston, South Carolina, CBC Industries provides high quality AR-15 firearms, AR-15 upper receiver assemblies, lowers, parts, and accessories for the enthusiast as well as the small to the medium builder.

**CheaperThanDirt.com** – Cheaper Than Dirt! was born in 1993 and published its first catalog in 1994 filled with shooting and outdoor gear. The age of internet shopping arrived in 1999 and Cheaper Than Dirt was the first company in the industry to jump on the band wagon and developed an online shopping website.

**Chirp.DanPlanet.com** – CHIRP is a free, open-source tool for programming your amateur radio. It supports a large number of manufacturers and models, as well as provides a way to interface with multiple data sources and formats.

**Collapse.news** – Get independent news alerts on natural cures, food lab tests, cannabis medicine, science, robotics, drones, privacy and more.

**DesertTech.com** – Makers of bullpup long-range sniper rifles.

**EuroOptic.com** – Eurooptic began in the late 90's as an on-line retailer specializing in European sport optics. Our top selling lines include: Accuracy International, Sako, Blaser, Schmidt Bender, Swarovski Optik, Nightforce and Carl Zeiss Sport Optics.

**Gear.news** – Get independent news alerts on natural cures, food lab tests, cannabis medicine, science, robotics, drones, privacy and more.

**GlobalReset.news** – A GLOBAL RESET is now underway that aims to eliminate 90% of the human population on Planet Earth... Here's what's coming and how to keep yourself alive.

**GunsAmerica.com** – Sell your gun locally for FREE on GunsAmerica. Also national classifieds, auctions, GUN REVIEWS, firearm industry news, tools for gun dealers.

**HealthRangerstore.com** – NaturalNews.com opened our online Health Ranger Store in 2012, in response to our readers' calls for an honest, responsive and competitively priced provider of health-related products. We offer competitive prices on selected nutritional supplements, superfoods, storable foods, preparedness items and more.

**Holosun.com** – Makers of high-quality red dot sights.

**JohnDeere.com** – Since our founding in 1837, John Deere has delivered products and services to support those linked to the land.

**MaximDefense.com** – Maxim Defense Industries is a defense development company that develops and manufactures firearms, firearm parts and accessories.

**MetalsWithMike.com** - Portal to Treasure Island precious metals, one of the sources for low-cost gold and silver coins that's recommended by the Health Ranger.

**MidwayUSA.com** – Just about everything, for shooting, hunting and the outdoors. At MidwayUSA, Customer Satisfaction is our #1 Company Goal and we tirelessly work to meet or exceed our Customer Key Requirements.

**NaturalNews.com** – Natural News is a science-based natural health advocacy organization led by activist-turned-scientist Mike Adams, the Health Ranger.

**Nitecore.com** – As a global leader of LED flashlights and chargers with over 100 patents and a grand-slam award winner of the American International Design Excellence Awards (IDEA), German iF Design Award, Red Dot Design Award and the Japanese G-Mark (Good Design), NITECORE creates innovative products in a wide variety of fields and leads the industry in new standards of portability, aesthetic, output and functionality.

**PalmettoStateArmory.com** – Since its inception, Palmetto State Armory has focused on providing the best quality AR-15 parts and accessories for the best price possible. Following year after year of exponential growth, Palmetto State Armory's core principle remains the same, and our commitment to freedom before profit remains unwavering.

**PrepWithMike.com** - A survival prepping site hosted by the Health Ranger, featuring frequent intelligence updates about current events.

**ReadyMadeResources.com** – Plan. Prepare. Preserve... At Ready Made Resources, we can help you accomplish all three! Whether it's

setting up a complete grid-tie or non grid-tie solar system, getting back to the basics of homestead living, or preparing you for unexpected emergencies, we can help supply you and your family with the provisions for making that possible.

**SigSauer.com** - Manufacturers of high-quality firearms, including pistols, subguns and rifles.

**SportsmansGuide.com** – With products in every outdoor category including Hunting, Fishing, Shooting Sports, Camping, Apparel, Tools and Equipment, and products for the Home, we're sure you'll find just what you're looking for at Sportsman's Guide.

**SteveQuayle.com** – Stephen Quayle is a nationally known radio host (Survive2thrive and Coast to Coast), photographer and author of a number of important books including Breathe No Evil, a primer for understanding bioterrorism, first published in 1996.

**Survival.news** – Get independent news alerts on natural cures, food lab tests, cannabis medicine, science, robotics, drones, privacy and more.

**TacticalHolsters.com** – G-Code Holsters and Accessories are produced by Edge-Works Manufacturing Company. We believe, "fit is foundational to function." The better a holster fits a weapon, the better the rig will perform. G-Code fit is second to none.

**TacticalResponse.com** – Tactical Response was established in 1996 with the sole purpose of providing the highest end firearms and tactical training possible to the legally armed. The company has grown slowly; but one thing has remained constant. We are as motivated to learn as we are to teach.

**WincoGen.com** – We are a small company with deep roots in a little town in Minnesota. We pride ourselves in our building and our manufacturing capabilities.