

Excursions ■

| | |
|---------------------------|-----|
| The DMZ & Panmunjeom | 147 |
| Downtown Incheon | 149 |
| The West Sea Isles | 150 |
| Yeongjongdo | 151 |
| Muuido | 151 |
| Sindo, Sido & Modo | 152 |
| Hwaseong (Suwon Fortress) | 153 |
| Korean Folk Village | 154 |
| Everland | 155 |



Excursions

Don't leave Seoul without taking a tour to the weirdest and scariest place on the planet – the Demilitarized Zone (DMZ) that marks the border between North and South Korea. Two armies, both armed to the teeth, have faced each other along the border for over 50 years, ever since the end of the Korean War in 1953.

Another relic of war is the World Heritage Hwaseong, a reconstructed 17th-century fortress in Suwon, which is the best in Korea. Another way to experience the past is to step inside the Korean Folk Village, just outside Suwon. Traditional houses have been re-created here to recreate the atmosphere of rural life, when peasants and slaves toiled for their Confucian *yangban* (aristocrat) masters.

Another escape from urban stress is on the West Sea Isles, where you can relax and feast on crabs, prawns, shellfish and other aquatic life forms. These small islands are home to fisher folk and are surprisingly unspoilt and laid-back.

The ideal excursion for children is Everland with its Disneyland-with-a-Korean-twist amusement park and excellent water park. The nearby Hoam Art Hall is a top Korean garden and museum that houses national treasures.

THE DMZ & PANMUNJEOM

Situated just 55km north of Seoul, the truce village of Panmunjeom, also called the Joint Security Area (JSA), is the only place inside the Demilitarized Zone (DMZ) where visitors are permitted. It was established on the ceasefire line at the end of the Korean War in 1953, and the blue UN buildings are where negotiations between North and South still occasionally take place. Only an armistice was signed at the end of the war, not a full peace treaty. Access to Panmunjeom is permitted only for tour groups and you must carry your passport and follow a strict dress code – no T-shirts, shorts, jeans, sandals or miniskirts.

In the past a gun battle and gruesome axe murders have occurred here, but the last such serious incident was in 1984. These events are described by US and ROK (Republic of Korea) soldiers who are stationed here and accompany all the tour groups. These troops are 'In Front of Them All' and would face the brunt of any surprise attack by the North's large army, said to be a million strong.

The 4km-wide DMZ scars the land from coast to coast and divides the Korean peninsula into two antagonistic countries. It's probably the most heavily fortified border in the world – high fences topped with barbed wire, watchtowers, an antitank wall and obstacles, and landmines line both sides of the DMZ. The Berlin Wall was just a child's toy compared to this sucker. Seeing the military preparedness on both sides, war still seems possible and so a visit here is a sobering experience.

Surprisingly there are two villages inside the DMZ near Panmunjeom. On the southern side is Daeseong, a heavily-subsidised farming village with modern houses and an 11pm curfew. On the northern side is Kijong, where the buildings are empty and always have been. It's a ghost town with a 160m tower from which flies a huge North Korean flag that weighs 300kg. The flag on the South Korean side is smaller. While the North's leaders play games with flags, their people are starving to death.

The tour includes visiting one of the small, blue UN buildings that straddle the border and look like temporary classrooms. Inside are simple tables and chairs and you can walk to the far end and step into North Korean territory, a strange feeling. North Korean soldiers used to peer in the

TRANSPORT

Distance from Seoul 55km

Travel time All-day tour

Direction North

Bus Panmunjeom can only be visited on a bus tour.

DOWNTOWN INCHEON

The most interesting parts of Incheon city can best be explored on a one-hour walking tour with a stopover in the revitalised Chinatown for a meal. Southwest of Dong-Incheon station modern boutiques sell the latest brand-name fashions, while Sinpo market and the 19th-century buildings are reminders of the past.

Walking Tour

Take the only exit of **Dong-Incheon station 1**. To cross the major road, descend into the rabbit warren maze of the **underground shopping arcade 2**. Find your way to the left side of the road in front of the station to visit the **wedding street 3** and the elegant **Dap-dong Catholic Cathedral 4**, built in 1897 with unusual cupolas on its three towers.

Cross the road by the underpass to **Fashion street 5**, which is marked by a blue, green and orange archway set back from the main road. The street is lined with brand-name fashion boutiques. On the left is **Sinpo market 6**.

Follow the road round to the left and on the left is a **stall 7** that sells *gonggalppang* (Chinese-style, balloon-shaped sweet bread, W800) at the entrance to Sinpo market arcade. Take the second road on the right past **Korea First Bank 8**. Along this road are three 19th-century Japanese bank buildings, all with a Western classical design: the **58th Bank building 9**, 1892, with a clock on the roof; the **18th Bank building 10**, 1890, with a Roman façade; and the **Jeil Bank building 11**, 1899, with a dome and two dormer windows.

Seoul's Chinatown was founded in 1884 but almost disappeared after the Korean War (1950-53) when China sided with the North. Nowadays 700 Chinese live here and the area has come back to life. Over two dozen restaurants and shops sell Chinese clothes, souvenirs, food and liquor and the area is a sea of red. Chinese murals, lampposts and three gaudy entrance gates add to the Chinatown atmosphere. This was where one of Korea's favourite dishes, *jajangmyeon* (noodles in black bean sauce), was invented and just about every restaurant sells it for a modest W3000. **Gonghwachun 12** is one of the best Chinese restaurants, while **Jungguk Jeongtong Sujemandu 13** is mainly a dumpling restaurant.

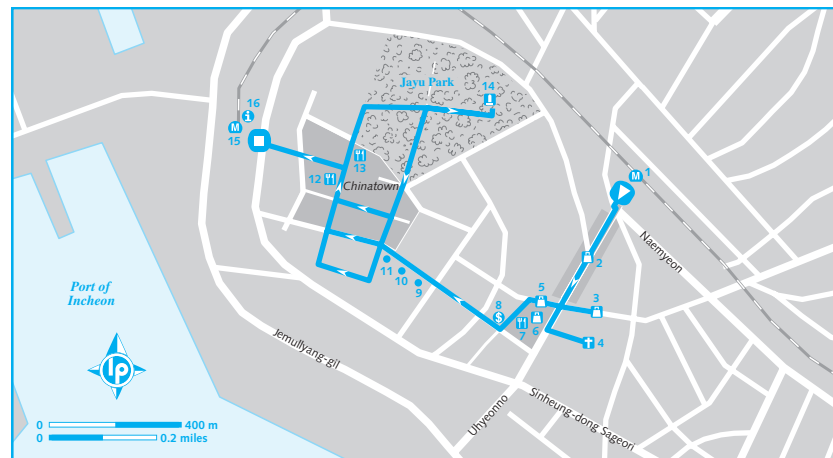
TRANSPORT

Distance from Seoul 36km

Travel time 75 minutes

Direction West

Subway Take Line 1 to Dong-Incheon station (W1400). Return on Line 1 from Incheon station.



THIS IMAGE
NOT AVAILABLE
IN PICK & MIX

DMZ NATIONAL PARK?

The Demilitarized Zone (DMZ) separates North and South Korea like a knife. The 4km-wide and 240km-long buffer zone is surrounded by tank traps, mines and electrical fences, and most of it has been sealed off to all human beings for more than 50 years. Ironically, this has made it something of an eco paradise. No other place in the world with a temperate climate has been so well protected from human interference. It has been a boon to wildlife – for example the DMZ is home to flocks of Manchurian cranes, whooper cranes and white herons, as well as rare plants. Environmentalists hope that when the two Koreas are no longer enemies, the DMZ will be preserved as an official nature reserve.

windows, but recently they have kept watch from a distance. On the South Korean side soldiers in sunglasses strike a taekwondo pose – partly to intimidate the North Koreans and partly to provide a photo opportunity.

The Monastery Visitors Centre sells DMZ baseball caps, T-shirts and other souvenirs. Located nearby is 'the world's most dangerous golf course', which has one 192yd par three hole that is surrounded by barbed wire and overlooked by North Korean guard posts manned by armed soldiers. The bunkers around the hole are concrete not sand.

After lunch the highlight is walking along 265m of the 73m-deep **Third Tunnel of Aggression**. The third such tunnel found under the DMZ, it was dug by the North Koreans so that their army could quickly march through and

☎ 7am-2pm Mon-Fri), which serves up burgers (a bit tasteless but there are lashings of sauces), steaks, salads, breakfast and apple pies just like mom would make if only she had the time.

Tours

USO DMZ Tour (Map pp200-1; ☎ 795 3028; www.uso.org.kr; day tours US\$40; ☎ depart 7.30am return 3.30pm, twice weekly; subway Line 4 & 6 to Samgakji, Exit 11) This is the best tour and fills up quickly, so book ahead.

Other DMZ Tours (half/full day W40,000/70,000) Numerous Korean companies run DMZ tours, but check that it includes Panmunjeom as some don't.

launch a surprise attack on Seoul. Coal was smeared on the walls and when it was discovered in 1978 the North Korean authorities claimed it was an old coal mine!

Sights

Third Tunnel of Aggression (☎ 031-940 8341; admission free; ☎ 9am-5pm Tue-Sun)

Eating

Bring along a packed lunch or have *bibimbap* (rice, egg, meat and vegies with a chilli sauce; W5000) or *bulgogi* (barbecued beef slices and lettuce wrap; W10,000) at the restaurant where tour buses stop for lunch.

Inside the United Service Organizations (USO) building is a 100% American red, white and blue **diner** (☎ 795 3028; meals US\$2-12;

Walk up the steps to visit Jayu (Freedom) Park. The park is famous for its recently controversial **statue of General MacArthur 14**, the American leader of UN forces during the Korean War. General MacArthur changed the course of the country's destiny with his daring and successful landing at Incheon in September 1950. The park has views over Incheon port.

Walk back down to Chinatown and turn right to **Incheon station 15** for the journey back to Seoul, or else carry on to the West Sea Isles (below). The **tourist information centre 16** is next door to the station.

Information

Tourist information centre (☎ 032-1330; outside Incheon station; ☎ 9am-7pm)

Eating

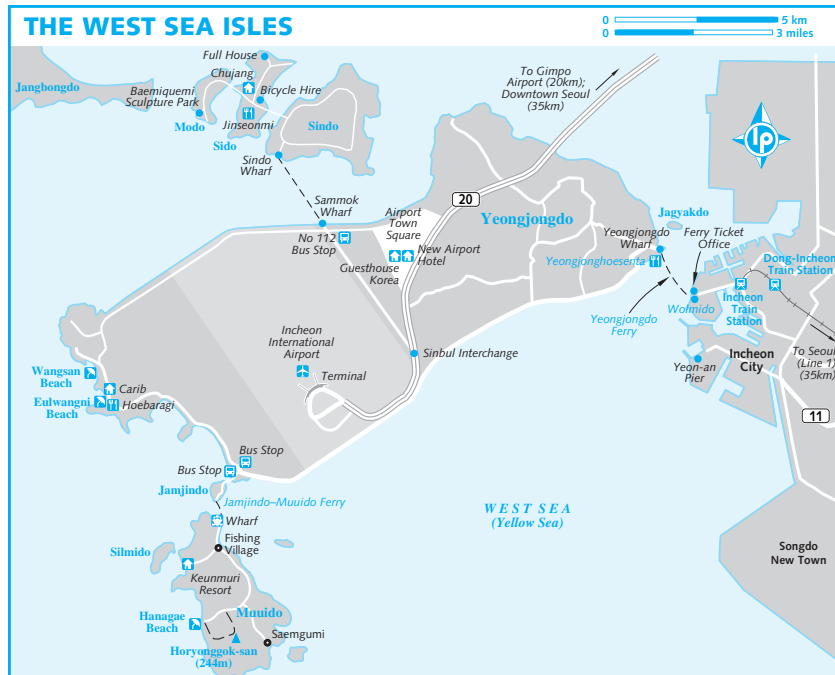
Both restaurants have a signboard written in Chinese characters only.

Gonghwachun (☎ 032-765 0571; meals W3000-50,000; ☎ 10am-10pm) On the 2nd and 3rd floor is this clean and immaculate place with a long list of Chinese food to suit all tastes and budgets.

Jungguk Jeongtong Sujemandu (☎ 032-773 7888; meals W3000-10,000; ☎ 9am-9pm) A basic restaurant that specialises in big Chinese dumplings with mainly vegetable fillings.

THE WEST SEA ISLES

Sandy beaches and mollusc-impregnated mud flats, sea views, rural scenery, vineyards, fresh air and fresh fish and seafood restaurants – the West Sea Isles are a whole different planet to the cars, concrete and neon of Seoul. Accommodation prices double between mid-July and mid-August when the island beaches become crowded, but at other times visitors are few, although this might change with the recent introduction of a five-day working week.



TRANSPORT

Distance from Seoul 50km

Travel time 2½ hours (Eurwangni Beach)

Direction West

Subway Take the subway Line 1 to Incheon station or Dong-Incheon station (W1400) to get to these get-away-from-it-all islands.

YEONGJONGDO

Despite the nearby Incheon international airport and higgledy-piggledy tourist developments, the island's western beaches and fishing villages still maintain a holiday atmosphere. Beaches have only narrow strips of sand so swimming is only possible at high tide, and (except for high tide) mud flats stretch as far as the eye can see. The upside of the hectares of mud is the harvest of shellfish and crabs that are served up in lines of beachfront restaurants. None have fancy décor or furniture, but customers only have eyes for the seafood. Half a bucket of shellfish, a couple of blue crabs or a raw-fish meal (all meant for sharing) each costs around W30,000, while the other local speciality, *kalguksu* (noodles in broth), is W5000.

Eulwangni Beach is the most popular of the beaches as it has the highest proportion of sand to mud, and most of the accommodation is there along with a string of restaurants and stores.

Information

Tourist information centre (☎ 765 4169; Wolmido Promenade; ☎ 10am-noon & 1-6pm)

Eating

Hoobaragi (회바라기; ☎ 032-746 3611; Eurwangni Beach; meals to share W30,000; ☎ 11am-1am) This large restaurant specialises in do-it-yourself barbecue shellfish, which includes a mini seafood soup, but no rice, just a sweet chilli dip. For the same price, you can substitute prawns for half the shellfish.

Yeongjongdong market & restaurants The small market sells crabs, shellfish, fish and prawns. Buy the produce here and one of the nearby restaurants such as Yeong-jonghoesenta will cook it up with side dishes for W5000.

Sleeping

Carib (☎ 751 5455; Eurwangni Beach; r W40,000-80,000) The more expensive rooms are quite luxurious

in this easy-to-spot, ship-shaped motel. Although poorly maintained, it is modern with fully-equipped rooms that have appealing sea and beach views from the circular windows.

TRANSPORT

Subway, taxi, ferry & bus Catch subway Line 1 to Incheon station (W1400, 75 minutes) from Central Seoul. Take a taxi (W1900, five minutes) outside the subway to Wolmido, which has a seafront promenade lined with numerous cafés, bars and seafood restaurants. If you are walking, allow 15 minutes. Then catch the ferry (adult/youth/child W2000/1500/1000, 10 minutes, half-hourly 7am-9pm) to Yeongjongdo wharf. Take bus No 202 (W900, 50 minutes, half-hourly) from the bus stand on the right to Eurwangni Beach via a roundabout route that includes Incheon international airport and Jamjindo.

MUIDO

Muuido is a hilly green island with little development up to now. The Jamjindo ferry drops you off at Keunmuri wharf from Muuido where you can catch the local bus to **Hanagae beach**, the best on the island. It has plenty of golden sand, a handful of seafood restaurants and a hundred very basic beach huts under the pine trees or on the beach. The chalet-style house on the beach is a film set built for the Korean TV drama *Stairway to Heaven*. Just beyond it is the start of a 2.5km hike through dense woods to the top of **Horyonggoksan** (244m).

Another option from Keunmuri wharf is to walk to the fishing village, turn right at the sign and walk on over the hill through the vineyard to **Silmi beach**. The beach is not so good but there is a freshwater swimming pool beside a campsite and basic huts that are shaded by pine trees. At low tide you can walk to **Silmido**, an uninhabited island where the Korean movie of that name was filmed. Hunting for shellfish is a popular activity.

Muuido restaurants specialise in raw fish, crabs (in season), *jogaegui* (barbecue shellfish) and *kalguksu*.

Sights

Hanagae & Silmi beaches (adult Jul & Aug/Sep-Jun W2000/1000) Both have an entry fee.

Eating

Badara Hoejip (바다라회집; ☎ 752 5561; Hanagae Beach; meals W5000-60,000; 🕒 7am-9pm) Order the local speciality, *kalguksu* (W5000), which has lots of clams, diced vegetables and a hint of chilli (minimum two people). Other options are *pajeon* (green onion pancake), crab (in season), octopus and raw fish (*gwangeo* or *ureak*).

Sleeping

Hanagae Beach (☎ 032-751 8833; tents/huts/huts with bathrooms W15,000/30,000/50,000) Huts and facilities are very primitive although the beach huts look picturesque.

SINDO, SIDO & MODO

These three undeveloped islands, joined by two bridges, are surrounded by mud flats rather than sandy beaches, but you can experience the countryside life that virtually all Koreans are desperate to escape from. Many of the people living on the islands are elderly and the bus driver stops the bus sometimes to have a chat. The greenery is a treat after the grey-ness of Seoul.

The local bus runs from the wharf on Sindo across to Sido and on to Modo. The best plan is to get off in **Sido village**, which has a few *minbak* (private homes with rooms for rent), an **unusual church** (take a peak inside to see why), a ramshackle shop, restaurant and bicycle stall.

You can easily cycle the 2km to the fake house and **lighthouse** where the TV drama *Full House* was filmed. The beach is only sandy at high tide, but at low tide you can dig for shellfish.

Another easy ride is across the bridge to Modo and the fascinating **Baemiquemi Sculpture Park**, only 2km from Sido village. The Daliesque, erotic sculptures created by Lee Il-ho are outstanding – one is even perched up a tree. This is the best beach and has a café and pension.

A third more challenging cycle ride is around **Sindo**, a hilly green island with a village that overlooks rice fields, vineyards and chilli plants. It's like the Korean Folk Village (p154) but for real. The 10km cycle ride takes 1½ hours.

Sights

Full House (adult/child W3000/2000; Sido; 🕒 10am-5pm)

Eating & Drinking

Baemiquemi Sculpture Park Café (☎ 032-752 7215; Modo; drinks W5000) At this café on the beach, which overlooks the wonderful sculptures, *bibimbap* is W10,000.

Jinseonmi Sikdang (진선미식당; ☎ 032-752 4049; Sido Village; meals W5000; 🕒 noon-2pm, 6-8pm) A bargain restaurant – rice (W4000) consists of *doenjang jjigae* (soybean paste stew), egg, delicious fish, divine eggplant and other side dishes, with fruit to finish.

TRANSPORT

Bus & ferry From Yeongjondgo wharf local bus No 222 (W900) runs directly to the Jamjindo ferry, while the more frequent bus No 202 (W900, 15 minutes, half-hourly) drops you on the main road, a pleasant 1km walk from Jamjindo wharf. You can also pick up bus No 202 at Eurwangni Beach or Incheon international airport. At Jamjindo take the ferry (☎ 032-751 3354; adult/child return W2000/1000; five minutes, half-hourly 7am-8pm) to Keunmuri wharf, Muuido. The Muuido island bus (W1000) runs every 30 minutes from Keunmuri wharf to Hanagae beach, Saemkkumi wharf, Silmi beach and back to Keunmuri wharf.

An alternative is to stay at Eurwangni Beach on Yeongjondgo and visit Muuido on a day trip.

Sleeping

Baemiquemi Sculpture Park Pension (☎ 032-752 7215; Modo; r from W80,000) A special place right on the beach with a fabulous view. As well as a balcony, the comfortable

HWASEONG (SUWON FORTRESS)

This World Heritage fortress is in Suwon, which is home to a million residents. The majestic fortress wall snakes 5.7km around the city centre and 95% has been faithfully restored. It was originally constructed between 1794 and 1796, during the reign of King Jeongjo, a much-loved monarch due to his filial piety and concern for ordinary people. The fortress wall is made of earth and faced with large stone blocks, while additional features are built of grey bricks. Hiking all the way around the walls takes two hours and includes views of the city, large entrance gates, small secret gates, sentry towers, bastions, command posts, a giant bell, an archery field and a signal beacon platform used for sending messages in an age before mobile phones.

Start at **Paldalmun**, also known as Nammun (South Gate), and walk up the steps to the top of **Paldalsan** (143m), a view point where you might see or hear cuckoos. The ticket office is a little further on. Half way round at **Hwahongmun** (the gate over the stream) you can sample Suwon's famous *galbi* (beef ribs) or *galbitang* (see Eating p86). At the end of the walk explore **Jidong market** (mainly produce) and **Yeongdong market** (mainly clothing).

Before setting off around Hwaseong, visit the recently restored **Haenggung** (temporary palace), built by King Jeongjo who stayed here on his visits to his father's grave, which is nearby. His father (Prince Sado) met a tragic fate – the victim of court intrigues, he was suffocated in a rice chest. Courtyard follows courtyard as you walk around the large walled complex. One hall depicts the 60th birthday party of King Jeongjo's mother, while another hall features Daejanggeum, a female Joseon dynasty cook who rose from humble beginnings to a high position in the royal court. The TV drama about her has been a huge hit throughout Asia and was partly filmed here. Military uniforms and weapons are on display, and you can make a wish and tie it onto the oldest tree in Suwon. Other activities take place, mainly at the weekend.

rooms have TV and a kitchen, but it's under the Incheon airport flight path.

Chujang Minbak (☎ 010-7746 7848; Sido Village; r W30,000) Sleep on a *yo* (padded quilt) on the floor in a small bare room with a TV, fridge and fan plus en suite facilities.

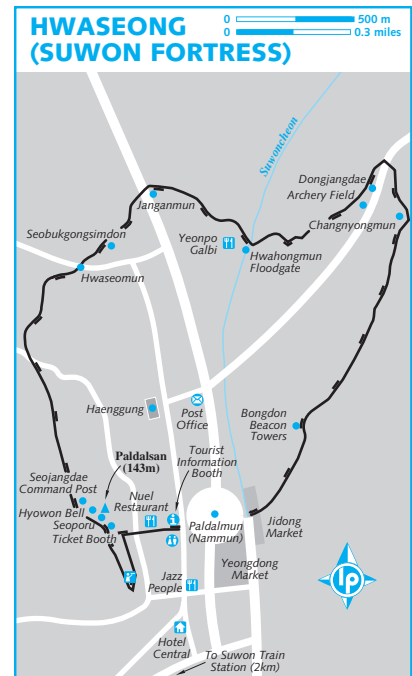
TRANSPORT

Distance from Seoul 48km

Travel time Two hours

Direction South

Subway, bus or taxi Suwon is easily reached by subway Line 1 (W1100, one hour). Then take bus No 11, 13, 36, 38 or 39 (W850, 10 minutes) from the left side of the train station to Paldalmun (also called Nammun) or nip into a taxi (W3000). Buses back to the station leave from the line of bus stops on the opposite side of Paldalmun.



Sights

Haenggung (☎ 031-228 4407; www.suwonhs.ne.kr; adult/student W1000/500; 🕒 9am-6pm Tue-Sun Mar-Oct, 9am-5pm Tue-Sun Nov-Feb)

Hwaseong (☎ 031-228 4672; adult/youth/child W1000/700/500; 🕒 24hr)

Information

Paldalmun tourist information booth (☎ 031-228 2765; 🕒 9am-6pm)

Tourist information centre (☎ 031-228 4674; outside Suwon train station; 🕒 7am-8pm)

Eating & Drinking

Jazz People (☎ 031-243 8802; meals W8000-22,000; 🕒 10am-2am) This smart bar and fusion restaurant is

perched high up on the 8th floor. Meals start at W8000, and the views are great.

Neul (☎ 031-258 3580; meals W7000-23,000; 🕒 10am-11pm) Fusion food and a wide range of drinks.

Yeonpo Galbi (연포갈비; ☎ 031-255 1337; meals W5000-28,000; 🕒 11.30am-10pm) This famous log cabin restaurant serves up *galbi* including a special Suwon version of *galbitang* – chunks of meat and a big rib in a seasoned broth with noodles and leeks.

Sleeping

Hotel Central (☎ 031-246 0011; www.hotelcentral.co.kr; r incl tax & service W65,000; 📺) Rooms vary (ask for a mountain view) but are generally light and comfortable and the price includes breakfast.

KOREAN FOLK VILLAGE

This very large collection of thatched and tiled Korean traditional houses and buildings takes at least half a day to explore. On view are a Buddhist temple, Confucian shrine, market, magistrate's house with examples of punishments, storehouses, a bullock pulling a cart, household furnishings and agricultural tools. Punishments were cruel and included breaking the offender's legs, branding him and severe floggings – usually 60 to 100 strokes. In a quaint rural atmosphere, artisans in *hanbok* (traditional clothing) create pots, make paper and weave bamboo, while other workers tend vegetable plots and chickens. Snacks, teas and handicrafts are for sale, and traditional musicians, dancers and acrobats put on displays, including tight-rope walking, a wedding ceremony and a farmers' dance, twice daily, starting around 11pm and 3pm.

THIS IMAGE
NOT AVAILABLE
IN PICK & MIX

Sights

Tourist information centre (☎ 031-228 4674; outside Suwon train station; 🕒 7am-8pm) Has free Internet.

Information

Korean Folk Village (Map p146; ☎ 031-286 0000; www.koreanfolk.co.kr; adult/teenager/child W11,000/8000/7000; 🕒 9am-6.30pm Apr-Sep, 9am-5.30pm Oct-Mar)

Eating

Traditional Korean meals (W5000 to W9000) such as mushroom stew, barbecues, *bibimbap*, oyster *pajeon*, and ginseng chicken are served in restaurants near the entrance or the folksy food court at the far end of the village.

EVERLAND

This world-class amusement park, less than an hour southeast of Seoul by bus, has four separate parts.

Festival World follows the classic Disneyland formula and encompasses a large area with fantasy buildings, thrill rides, fairground attractions, zoo animals, impressive seasonal gardens, restaurants, live music and shows. A novelty feature is the 15-minute **African Safari bus ride** through wildlife zones, which offers close-up views of tigers, lions, ligers and hyenas in one area; giraffes, zebras and elephants in the next; and bears in another. As it is so popular, you usually have to queue for an hour. The parades and festivals are always something special, and when it's lit up at night, the park takes on a magical atmosphere.

Caribbean Bay is a superb water park, designed so well that a visit here is just like being at the beach. The outdoor section is open from 1 June to mid-September and features a huge wave pool that produces a mini-tsunami every few minutes. Comfortable sunloungers and huts provide places to sunbathe and relax. A body surfing pool, diving pool, speedy tube rides and a super-scary water bobsleigh ride are other features along with swimming pools and a gentle river ride on circular tubes. The indoor section has a small wave pool, a few other pools, a spa and sauna. The place is always packed in summer, despite the high price.

The **Speedway Circuit** is the only one in Seoul and has weekend races. On the right is **X-Park** where you can drive a fun quad bike (ATV) around a twisting course.

The **Hee Won Garden & Hoam Art Museum** is a special place. The wonderful Korean-style gardens act like a Buddhist temple gateway to induce a calm frame of mind so that visitors can fully appreciate the art treasures inside the museum. The emphasis is on spotlighting select historical artworks rather than packing in as many exhibits as possible. Each one of the paintings, screens, celadon and other exhibits reveals stunning skill and craftsmanship. A free shuttle bus runs here on the hour from the main entrance to Festival World.

TRANSPORT

Distance from Seoul 45km

Travel time Three hours return

Direction South

Subway & bus Take subway Line 1 to Suwon station (W1100, one hour). Exit the station and on your left is the large, new tourist information centre. From the tourist centre you can catch the free shuttle bus directly to the Korean Folk Village. The bus takes 30 minutes and leaves at 10.30am, 11.30am, 12.30pm, 1.30pm and 2.30pm and returns to the tourist centre at 2pm, 4pm and 5pm. If these times are inconvenient, take local bus No 37 (W1000).

TRANSPORT

Distance from Seoul 40km

Travel time Two hours return

Direction Southeast

Subway & bus Take subway Line 2 or 3 to Express Bus Terminal station, leave by Exit 7 to Honam terminal and catch the Everland Express (W1600, 50 minutes, every half hour). Otherwise take subway Line 2 to Gangnam station, leave by Exit 4 and take bus No 5002 (W1600, 50 minutes, every 15 minutes).

Sights

Caribbean Bay (adult/child Jul & Aug W60,000/45,000, Jun & Sep W30,000/23,000, Oct-May W25,000/18,000; 🕒 9am-6pm, 9am-8.30pm summer)

Everland (📞 031-320 5000; www.everland.com)

Festival World (adult/child under 13 day-pass W30,000/23,000; 🕒 9.30am-10pm, 9.30am-11pm summer)

Hee Won Garden & Hoam Art Museum (📞 031-320 1801; www.hoammuseum.org; adult/child W4000/3000; 🕒 10am-6pm Tue-Sun)

Speedway (admission free; 🕒 8am-4pm Sat & Sun)

X-Park (per 10-15min W10,000; 🕒 9.30am-7pm Tue-Sun)

Eating

Festival World and Caribbean Bay both have plenty of budget Korean and fusion options (W7000 to W10,000) as well as fast-food (W5000).

© Lonely Planet Publications. To make it easier for you to use, access to this chapter is not digitally restricted. In return, we think it's fair to ask you to use it for personal, non-commercial purposes only. In other words, please don't upload this chapter to a peer-to-peer site, mass email it to everyone you know, or resell it. See the terms and conditions on our site for a longer way of saying the above - 'Do the right thing with our content.'