

Tolerance and Tension:

Islam and Christianity
in Sub-Saharan Africa

*Funded with generous support from The Pew Charitable Trusts
and The John Templeton Foundation*



About the Pew Forum on Religion & Public Life

This report was produced by the Pew Research Center's Forum on Religion & Public Life. The Pew Forum delivers timely, impartial information on issues at the intersection of religion and public affairs. The Pew Forum is a nonpartisan, nonadvocacy organization and does not take positions on policy debates. Based in Washington, D.C., the Pew Forum is a project of the Pew Research Center, which is funded by The Pew Charitable Trusts.

The report was funded by a generous grant from The Pew Charitable Trusts and the John Templeton Foundation as part of the Pew-Templeton Global Religious Futures Project, which aims to increase people's knowledge of religion around the world.

The report is a collaborative effort based on the input and analysis of the following individuals:

Pew Forum on Religion & Public Life

Luis Lugo, Director

Survey Research

Alan Cooperman, Associate Director, Research
Gregory Smith, Senior Researcher
Allison Pond and Neha Sahgal, Research Associates
Scott Clement, Research Analyst

Demographic and Other Research

Brian J. Grim, Senior Researcher
Conrad Hackett, Demographer
Jacqueline Wenger, Research Associate
Sahar Chaudhry, Research Analyst
Elizabeth Podrebarac, Research Assistant

Editorial

Sandra Stencel, Associate Director, Editorial
Diana Yoo, Graphic Designer
Tracy Miller, Editor
Hilary Ramp, Assistant Editor

Communications and Web Publishing

Erin O'Connell, Associate Director, Communications
Kathleen Flynn, Planning and Operations Manager
Oliver Read, Web Manager
Brian Bailey, Online Project Manager
Mary Schultz, Communications Manager
Robert Mills, Communications Associate
Liga Plaveniece, Program Coordinator

Pew Research Center

Andrew Kohut, President
Paul Taylor, Executive Vice President
Scott Keeter, Director of Survey Research
Elizabeth Mueller Gross, Vice President
Michael Piccorossi, Director of Operations
Russell Heimlich, Web Developer
Richard Wike, Associate Director,
Pew Global Attitudes Project
Erin Carriere-Kretschmer and
Juliana Menasce Horowitz, Senior Researchers,
Pew Global Attitudes Project
Kathleen Holzwart Sprehe, Research Associate,
Pew Global Attitudes Project

Visit <http://features.pewforum.org/africa/> for the online presentation of "Tolerance and Tension: Islam and Christianity in Sub-Saharan Africa."

Pew Forum on Religion & Public Life

1615 L St., NW, Suite 700
Washington, D.C. 20036-5610
Phone (202) 419-4550
Fax (202) 419-4559
www.pewforum.org

© 2010 Pew Research Center

Photo: © Sebastien Desarmaux / GODONG/Corbis

Tolerance and Tension: Islam and Christianity in Sub-Saharan Africa

Table of Contents

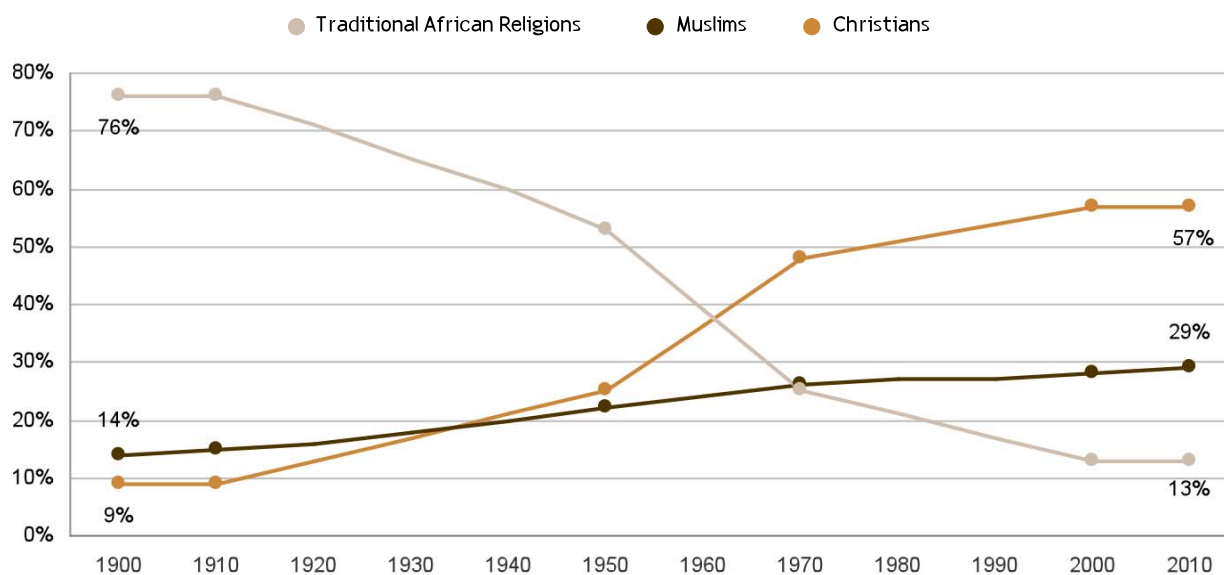
Preface	i
Executive Summary	1
Chapter 1: Religious Affiliation	19
Chapter 2: Commitment to Christianity and Islam	25
Chapter 3: Traditional African Religious Beliefs and Practices	33
Chapter 4: Interreligious Harmony and Tensions	36
Chapter 5: Religion and Society	48
Appendix A: Glossary of Terms	59
Appendix B: Religious Demography	62
Appendix C: Survey Methodology	65
Appendix D: Topline: Questionnaire and Survey Results	71

Preface

In little more than a century, the religious landscape of sub-Saharan Africa has changed dramatically. As of 1900, both Muslims and Christians were relatively small minorities in the region. The vast majority of people practiced traditional African religions, while adherents of Christianity and Islam *combined* made up less than a quarter of the population, according to historical estimates from the World Religion Database.

Since then, however, the number of Muslims living between the Sahara Desert and the Cape of Good Hope has increased more than 20-fold, rising from an estimated 11 million in 1900 to approximately 234 million in 2010. The number of Christians has grown even faster, soaring almost 70-fold from about 7 million to 470 million. Sub-Saharan Africa now is home to about one-in-five of all the Christians in the world (21%) and more than one-in-seven of the world's Muslims (15%).¹

Growth of Islam & Christianity in Sub-Saharan Africa Since 1900



Source: World Religion Database. Historical data draw on government records, historical atlases and reports of religious organizations at the time. Later figures draw on U.N. population estimates, surveys and censuses.

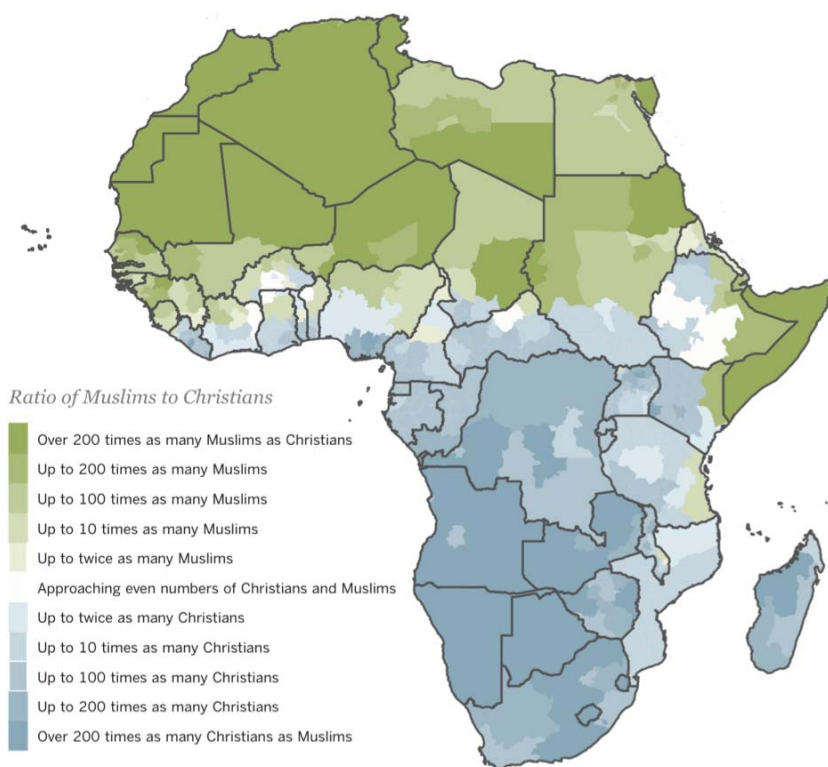
Pew Forum on Religion & Public Life, April 2010

¹ The 15% estimate is based on data from the Pew Forum's 2009 report, "Mapping the Global Muslim Population"; other estimates based on data from the World Religion Database.

While sub-Saharan Africa has almost twice as many Christians as Muslims, on the African continent as a whole the two faiths are roughly balanced, with 400 million to 500 million followers each. Since northern Africa is heavily Muslim and southern Africa is heavily Christian, the great meeting place is in the middle, a 4,000-mile swath from Somalia in the east to Senegal in the west.

Muslims and Christians in Africa

This map shows the ratio of Muslims to Christians in each country and province. The north is heavily Muslim, and the south is heavily Christian.



Sources: censuses, demographic and health surveys, and the World Religion Database

Pew Forum on Religion & Public Life, April 2010

To some outside observers, this is a volatile religious fault line – the site, for example, of al-Qaeda’s first major terrorist strike, the bombing of the U.S. embassies in Kenya and Tanzania in 1998, and more recently of ethnic and sectarian bloodshed in Nigeria, where hundreds of Muslims and Christians have been killed.

To others, religion is not so much a source of conflict as a source of hope in sub-Saharan Africa, where religious leaders and movements are a major force in civil society and a key provider of relief and development for the needy, particularly given the widespread reality of failed states and collapsing government services.

But how do sub-Saharan Africans *themselves* view

the role of religion in their lives and societies? To address this question, the Pew Research Center’s Forum on Religion & Public Life, with generous funding from The Pew Charitable Trusts and the John Templeton Foundation, conducted a major public opinion survey involving more than 25,000 face-to-face interviews in more than 60 languages or dialects in 19 countries, representing 75% of the total population of sub-Saharan Africa.

Our survey asked people to describe their religious beliefs and practices. We sought to gauge their knowledge of, and attitudes toward, other faiths. We tried to assess their degree of political and economic satisfaction; their concerns about crime, corruption and extremism; their positions on issues such as abortion and polygamy; and their views of democracy, religious law and the place of women in society.

The resulting report offers a detailed and in some ways surprising portrait of religion and society in a wide variety of countries, some heavily Muslim, some heavily Christian and some mixed. Africans have long been seen as devout and morally conservative, and the survey largely confirms this. But insofar as the conventional wisdom has been that Africans are lacking in tolerance for people of other faiths, it may need rethinking.

The report also may pose some apparent paradoxes, at least to Western readers. The survey findings suggest that many Africans are deeply committed to Islam or Christianity and yet continue to practice elements of traditional African religions. Many support democracy and say it is a good thing that people from other religions are able to practice their faith freely. At the same time, they also favor making the Bible or sharia law the official law of the land. And while both Muslims and Christians recognize positive attributes in one another, tensions lie close to the surface.

It is our hope that the survey will contribute to a better understanding of the role religion plays in the private and public lives of the approximately 820 million people living in sub-Saharan Africa. This report is part of a larger effort – the Pew-Templeton Global Religious Futures Project – that aims to increase people’s knowledge of religion around the world.

In preparing this survey, the Pew Forum sought the counsel of scholars with expertise in sub-Saharan Africa. Peter Lewis, associate professor and director of African Studies at Johns Hopkins School of Advanced International Studies, served as a special adviser to the project. We also received invaluable assistance from Amaney Jamal, assistant professor in the Department of Politics at Princeton University and a Pew Forum consultant on global Islam, and Timothy Samuel Shah, senior research fellow at the Institute on Culture, Religion and World Affairs at Boston University and a Pew Forum consultant on global Christianity.

Many others advised us in the conceptualization and development of the survey, and we would like to extend special thanks to the following individuals: Teresa Cruz e Silva, Center for African Studies, University of Eduardo Mondlane, Maputo, Mozambique; Stephen Ellis, African Studies Centre, The Netherlands; Tibebe Eshete, Michigan State University; Christopher Fomunyoh, National Democratic Institute for International Affairs; Rosalind Hackett, Department of Religious Studies, University of Tennessee, Knoxville; Ogbu Kalu (deceased), McCormick Theological Seminary; Gina Lambright, Elliott School of International Affairs, George Washington University; Peter Mandaville, Department of Public and International Affairs, George Mason University; David Maxwell, School of History, Keele University; Ali Mazrui, Institute of Global Cultural Studies, Binghamton University, State University of New York;

Sulayman Nyang, African Studies Department, Howard University; John Paden, School of Public Policy, George Mason University; Dana Robert, School of Theology, Center for Global Christianity & Mission, Boston University; Lamin Sanneh, Yale Divinity School; Gerrie Ter Haar, International Institute of Social Studies, Erasmus University, Rotterdam, The Netherlands; and R. Bruce Yoder, Mennonite Mission Network (on study leave at Boston University). The fieldwork for this survey was carried out by Princeton Survey Research Associates International, led by PSRAI President Mary McIntosh.

The survey design was guided by the counsel of our advisers, contractors and consultants, but the Pew Forum is solely responsible for the interpretation and reporting of the data.

– Luis Lugo and Alan Cooperman

Sub-Saharan Africa

This map highlights in bold the 19 countries in sub-Saharan Africa where the Pew Research Center's Forum on Religion & Public Life conducted public opinion surveys.



Source: United Nations
Pew Forum on Religion & Public Life, April 2010

Executive Summary

The vast majority of people in many sub-Saharan African nations are deeply committed to the practices and major tenets of one or the other of the world's two largest religions, Christianity and Islam. Large majorities say they belong to one of these faiths, and, in sharp contrast with Europe and the United States, very few people are religiously unaffiliated. Despite the dominance of Christianity and Islam, traditional African religious beliefs and practices (see box, p. 6) have not disappeared. Rather, they coexist with Islam and Christianity. Whether or not this entails some theological tension, it is a reality in people's lives: Large numbers of Africans actively participate in Christianity or Islam yet also believe in witchcraft, evil spirits, sacrifices to ancestors, traditional religious healers, reincarnation and other elements of traditional African religions.¹

Christianity and Islam also coexist with each other. Many Christians and Muslims in sub-Saharan Africa describe members of the other faith as tolerant and honest. In most countries, relatively few see evidence of widespread anti-Muslim or anti-Christian hostility, and on the whole they give their governments high marks for treating both religious groups fairly. But they acknowledge that they know relatively little about each other's faith, and substantial numbers of African Christians (roughly 40% or more in a dozen nations) say they consider Muslims to be violent. Muslims are significantly more positive in their assessment of Christians than Christians are in their assessment of Muslims.

There are few significant gaps, however, in the degree of support among Christians and Muslims for democracy. Regardless of their faith, most sub-Saharan Africans say they favor democracy and think it is a good thing that people from other religions are able to practice their faith freely. At the same time, there is substantial backing among Muslims and Christians alike for government based on either the Bible or sharia law, and considerable support among Muslims for the imposition of severe punishments such as stoning people who commit adultery.

These are among the key findings from more than 25,000 face-to-face interviews conducted on behalf of the Pew Research Center's Forum on Religion & Public Life in more than 60 languages or dialects in 19 sub-Saharan African nations from December 2008 to April 2009. (For additional details, see the survey methodology section at the end of this report.) The countries were selected to span this vast geographical region and to reflect different colonial histories, linguistic backgrounds and religious compositions. In total, the countries surveyed contain three-quarters of the total population of sub-Saharan Africa.

¹ For a 2009 Pew Forum analysis of the extent to which Americans also mix and match elements of diverse religious traditions, see <http://pewforum.org/docs/?DocID=490>

Other Findings

In addition, the 19-nation survey finds:

- Africans generally rank unemployment, crime and corruption as bigger problems than religious conflict. However, substantial numbers of people (including nearly six-in-ten Nigerians and Rwandans) say religious conflict is a very big problem in their country.
- The degree of concern about *religious* conflict varies from country to country but tracks closely with the degree of concern about *ethnic* conflict in many countries, suggesting that they are often related.
- Many Africans are concerned about religious extremism, including within their own faith. Indeed, many Muslims say they are more concerned about Muslim extremism than about Christian extremism, and Christians in four countries say they are more concerned about Christian extremism than about Muslim extremism.
- Neither Christianity nor Islam is growing significantly in sub-Saharan Africa at the expense of the other; there is virtually no net change in either direction through religious switching.
- At least half of all Christians in every country surveyed expect that Jesus will return to earth in their lifetime, while roughly 30% or more of Muslims expect to live to see the re-establishment of the caliphate, the golden age of Islamic rule.
- People who say violence against civilians in defense of one's religion is rarely or never justified vastly outnumber those who say it is sometimes or often justified. But substantial minorities (20% or more) in many countries say violence against civilians in defense of one's religion is sometimes or often justified.
- In most countries, at least half of Muslims say that women should not have the right to decide whether to wear a veil, saying instead that the decision should be up to society as a whole.
- Circumcision of girls (female genital cutting) is highest in the predominantly Muslim countries of Mali and Djibouti but is more common among Christians than among Muslims in Uganda.
- Majorities in almost every country say that Western music, movies and television have harmed morality in their nation. Yet majorities in most countries also say they personally like Western entertainment.
- In most countries, more than half of Christians believe in the prosperity gospel – that God will grant wealth and good health to people who have enough faith.
- By comparison with people in many other regions of the world, sub-Saharan Africans are much more optimistic that their lives will change for the better.

Adherence to Islam and Christianity

Large majorities in all the countries surveyed say they believe in one God and in heaven and hell, and large numbers of Christians and Muslims alike believe in the literal truth of their scriptures (either the Bible or the Koran). Most people also say they attend worship services at least once a week, pray every day (in the case of Muslims, generally five times a day), fast during the holy periods of Ramadan or Lent, and give religious alms (tithing for Christians, zakat for Muslims; see the glossary of terms for more information about tithing and zakat).

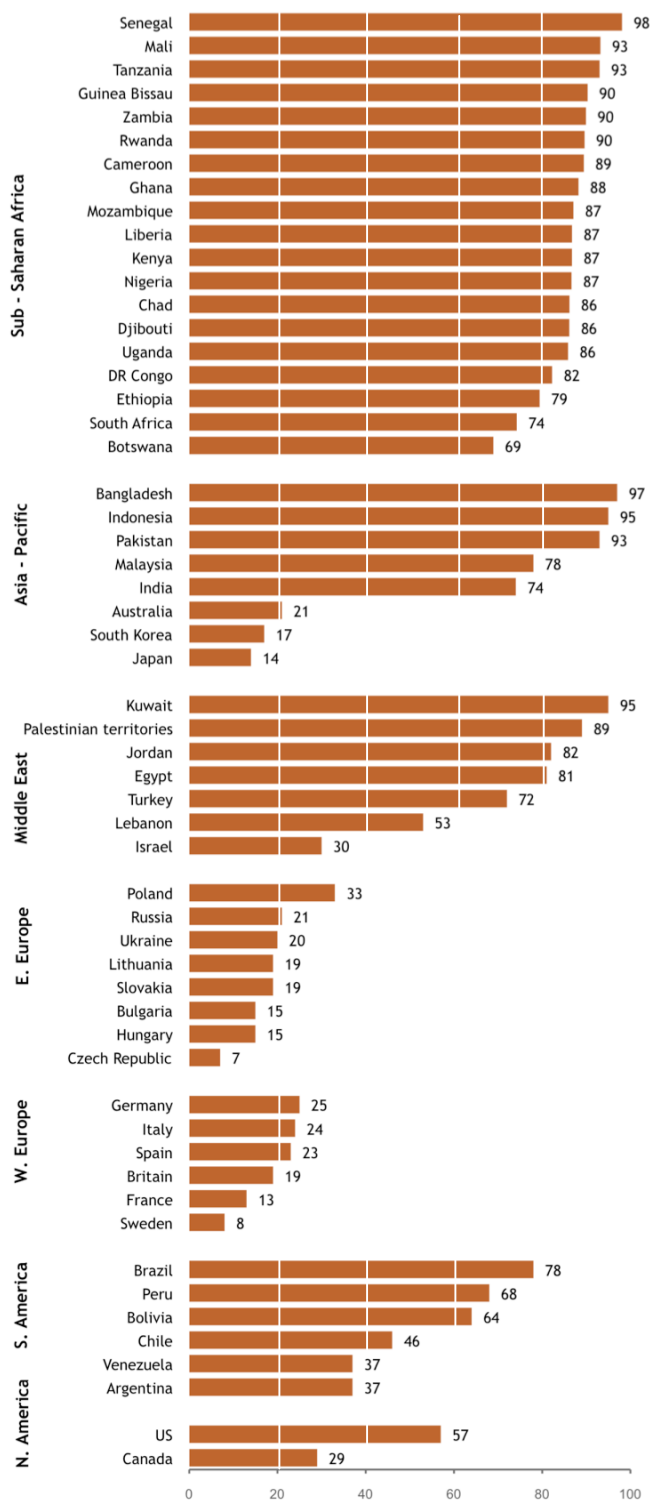
Indeed, sub-Saharan Africa is clearly among the most religious places in the world. In many countries across the continent, roughly nine-in-ten people or more say religion is *very important* in their lives. By this key measure, even the least religiously inclined nations in the region score higher than the United States, which is among the most religious of the advanced industrial countries.

Q42. How important is religion in your life – very important, somewhat important, not too important, or not at all important?

Source for U.S. data: 2009 survey by the Pew Forum on Religion & Public Life and the Pew Research Center for the People & the Press

Sources for other non-African countries: 2009, 2008 and 2007 surveys by the Pew Global Attitudes Project.

Importance of Religion
% saying religion is very important in their lives



Persistence of Traditional African Religious Practices

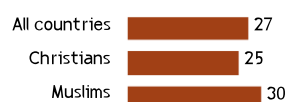
At the same time, many of those who indicate they are deeply committed to the practice of Christianity or Islam also incorporate elements of African traditional religions into their daily lives. For example, in four countries (Tanzania, Mali, Senegal and South Africa) more than half the people surveyed believe that sacrifices to ancestors or spirits can protect them from harm.

Sizable percentages of both Christians and Muslims – a quarter or more in many countries – say they believe in the protective power of juju (charms or amulets). Many people also say they consult traditional religious healers when someone in their household is sick, and sizable minorities in several countries keep sacred objects such as animal skins and skulls in their homes and participate in ceremonies to honor their ancestors. And although relatively few people today identify themselves primarily as followers of a traditional African religion, many people in several countries say they have relatives who identify with these traditional faiths.

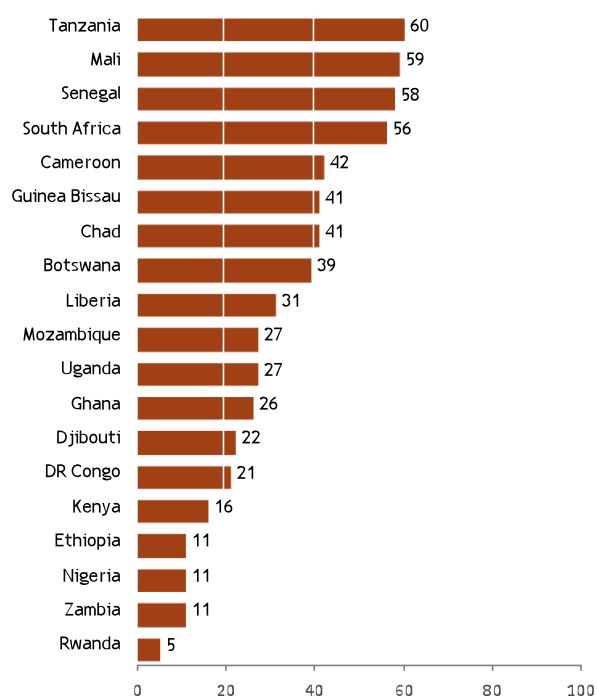
Belief in the Protective Power of Sacrifices to Spirits or Ancestors

% who believe sacrifices to spirits or ancestors can protect them from bad things happening

Median results:



Among general population in...



Q51i. Which, if any, of the following do you believe in? That sacrifices to spirits or ancestors can protect you from bad things happening.

What Is a Median?

The median is the middle number in a list of numbers sorted from highest to lowest. For many questions in this report, medians are shown to help readers see differences between Muslim and Christian subpopulations and general populations, or to highlight differences between sub-Saharan Africa and other parts of the world.

In charts showing results from all 19 countries on a particular question, the median for “all countries” is the 10th spot on the list. In charts where there is an even number of countries in the list and there is no country exactly in the middle, the median is computed as the average of the two countries at the middle of the list (e.g., where 16 nations are shown, the median is the average of the 8th and 9th countries on the list).

To help readers see whether Muslims and Christians differ significantly on certain questions, separate medians for Christians and Muslims also are shown. The median for Christians is based on the survey results among Christians in each of the 16 countries with a Christian population large enough to analyze. The median for Muslims is based on the survey results among Muslims in each of the 15 countries with a Muslim population large enough to analyze.

Quick Definition: African Traditional Religions

Handed down over generations, indigenous African religions have no formal creeds or sacred texts comparable to the Bible or Koran. They find expression, instead, in oral traditions, myths, rituals, festivals, shrines, art and symbols. In the past, Westerners sometimes described them as animism, paganism, ancestor worship or simply superstition, but today scholars acknowledge the existence of sophisticated African traditional religions whose primary role is to provide for human well-being in the present as opposed to offering salvation in a future world.

Because beliefs and practices vary across ethnic groups and regions, some experts perceive a multitude of different traditional religions in Africa. Others point to unifying themes and, thus, prefer to think of a single faith with local differences.

In general, traditional religion in Africa is characterized by belief in a supreme being who created and ordered the world but is often experienced as distant or unavailable to humans. Lesser divinities or spirits who are more accessible are sometimes believed to act as intermediaries. A number of traditional myths explain the creation and ordering of the world and provide explanations for contemporary social relationships and norms. Lapsed social responsibilities or violations of taboos are widely believed to result in hardship, suffering and illness for individuals or communities and must be countered with ritual acts to re-establish order, harmony and well-being.

Ancestors, considered to be in the spirit world, are believed to be part of the human community. Believers hold that ancestors sometimes act as emissaries between living beings and the divine, helping to maintain social order and withdrawing their support if the living behave wrongly. Religious specialists, such as diviners and healers, are called upon to discern what infractions are at the root of misfortune and to prescribe the appropriate rituals or traditional medicines to set things right.

African traditional religions tend to personify evil. Believers often blame witches or sorcerers for attacking their life-force, causing illness or other harm. They seek to protect themselves with ritual acts, sacred objects and traditional medicines. African slaves carried these beliefs and practices to the Americas, where they have evolved into religions such as Voodoo in Haiti and Santeria in Cuba.

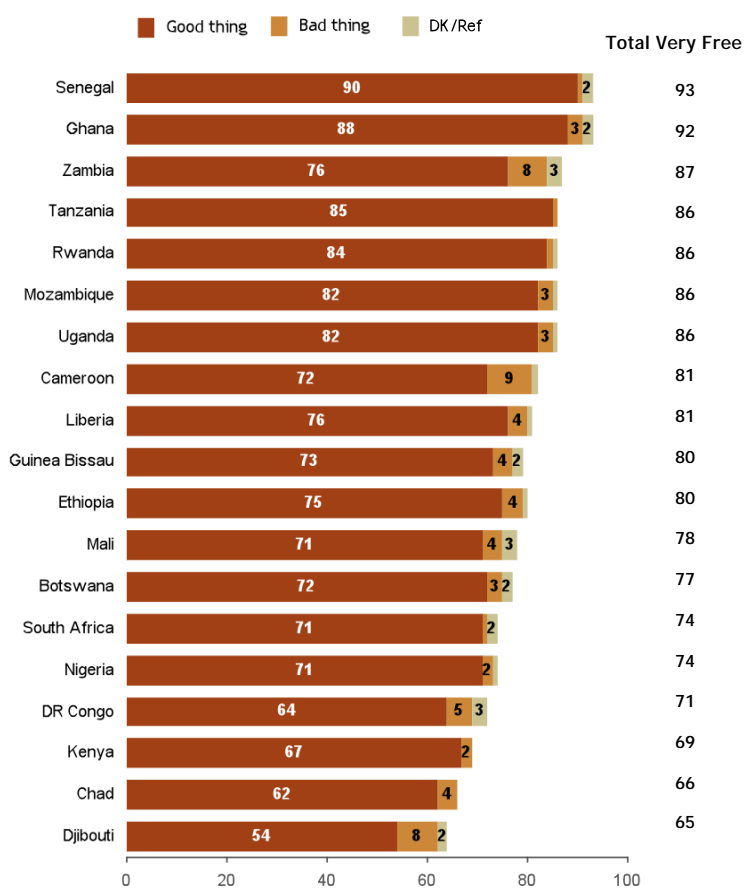
Tolerance, but Also Tensions

The survey finds that on several measures, many Muslims and Christians hold favorable views of each other. Muslims generally say Christians are tolerant, honest and respectful of women, and in most countries half or more Christians say Muslims are honest, devout and respectful of women. In roughly half the countries surveyed, majorities also say they trust people who have different religious values than their own.

Sizable majorities in every country surveyed say that people of different faiths are very free to practice their religion, and most add that this is a good thing rather than a bad thing. In most countries, majorities say it is all right if their political leaders are of a different religion than their own. And in most countries, significant minorities (20% or more) of people who attend religious services say that their mosque or church works across religious lines to address community problems.

Most Think Others Are Very Free to Practice Their Religion and See This as a Good Thing

% who see others as very free to practice faith and think this is a...



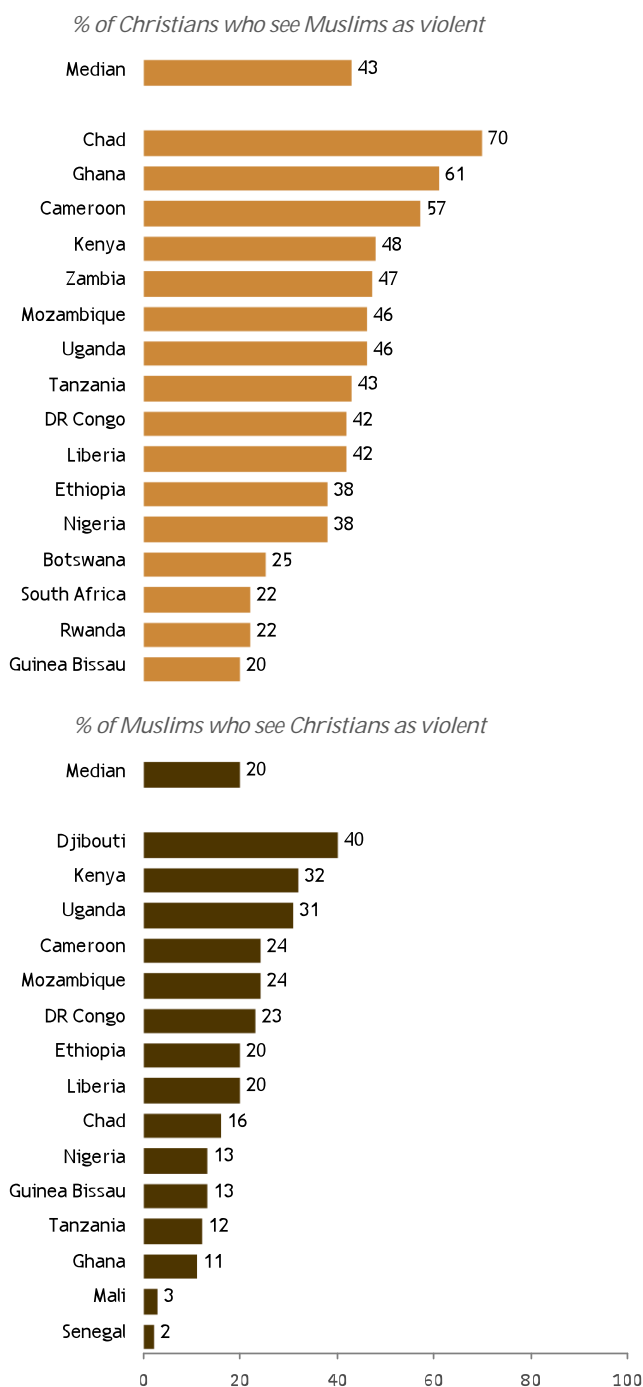
Q18. And in our country, how free are people from religions different than yours to practice their religion? Do you feel they are very free to practice their religion, somewhat free, not too free, or not at all free to practice their religion?

Q19. And is this a good thing or a bad thing?

On the other hand, the survey also reveals clear signs of tension and division. Overall, Christians are less positive in their views of Muslims than Muslims are of Christians; substantial numbers of Christians (ranging from 20% in Guinea Bissau to 70% in Chad) say they think of Muslims as violent. In a handful of countries, a third or more of Christians say many or most Muslims are hostile toward Christians, and in a few countries a third or more of Muslims say many or most Christians are hostile toward Muslims.

By their own reckoning, neither Christians nor Muslims in the region know very much about each other's faith. In most countries, fewer than half of Christians say they know either some or a great deal about Islam, and fewer than half of Muslims say they know either some or a great deal about Christianity. Moreover, people in most countries surveyed, especially Christians, tend to view the two faiths as very different rather than as having a lot in common. And many people say they are not comfortable with the idea of their children marrying a spouse from outside their religion.

Muslims More Widely Seen as Violent than Christians



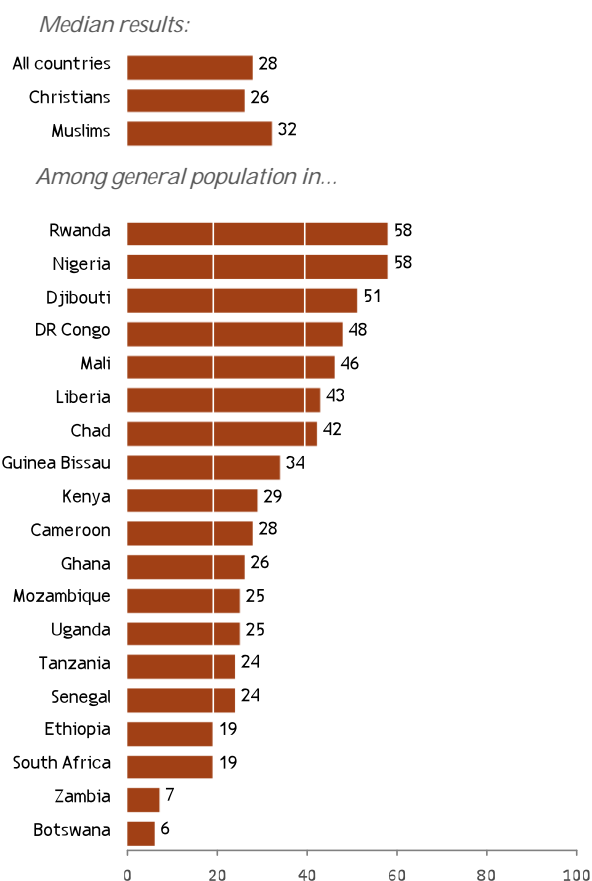
Q28b. Which of these characteristics do you associate with Muslims? Do you associate this with Muslims, or not? Violent.

Q29b. Which of these characteristics do you associate with Christians? Do you associate this with Christians, or not? Violent.

People throughout the region generally see conflict between religious groups as a modest problem compared with other issues such as unemployment, crime and corruption. Still, substantial numbers in all the countries surveyed except Botswana and Zambia say religious conflict is a *very big* problem in their country, reaching a high of 58% in Nigeria and Rwanda. In addition, substantial minorities (20% or more) in many countries say that violence against civilians in defense of one's religion can sometimes or often be justified. And large numbers (more than 40%) in nearly every country express concern about extremist religious groups in their nation, including within their own religious community in some instances. Indeed, in almost all countries in which Muslims constitute at least 10% of the population, Muslims are more concerned about Muslim extremism than they are about Christian extremism, while in a few overwhelmingly Christian countries, including South Africa, Christians are more concerned about Christian extremism than about Muslim extremism. And in many countries, sizable numbers express concern about both Muslim and Christian extremism.

Views of Religious Conflict

% saying conflict between religious groups is a very big problem in their country



Q8b. Here is a list of things that may be problems in our country. As I read each one, please tell me if you think it is a very big problem, a moderately big problem, a small problem, or not a problem at all. Conflict between religious groups.

Support for Both Democracy and Religious Law

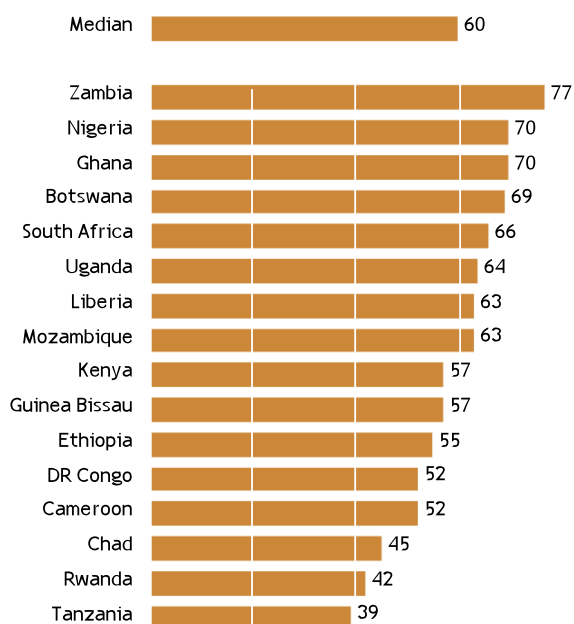
Across the sub-Saharan region, large numbers of people express strong support for democracy and say it is a good thing that people from religions different than their own are able to practice their faith freely. Asked whether democracy is preferable to any other kind of government or “in some circumstances, a nondemocratic government can be preferable,” strong majorities in every country choose democracy. In most places there is no significant difference between Muslims and Christians on this question.

At the same time, there is substantial backing from both Muslims and Christians for basing civil laws on the Bible or sharia law. This may simply reflect the importance of religion in Africa. But it is nonetheless striking that in virtually all the countries surveyed, a majority or substantial minority (a third or more) of Christians favor making the Bible the official law of the land, while similarly large numbers of Muslims say they would like to enshrine sharia, or Islamic law.

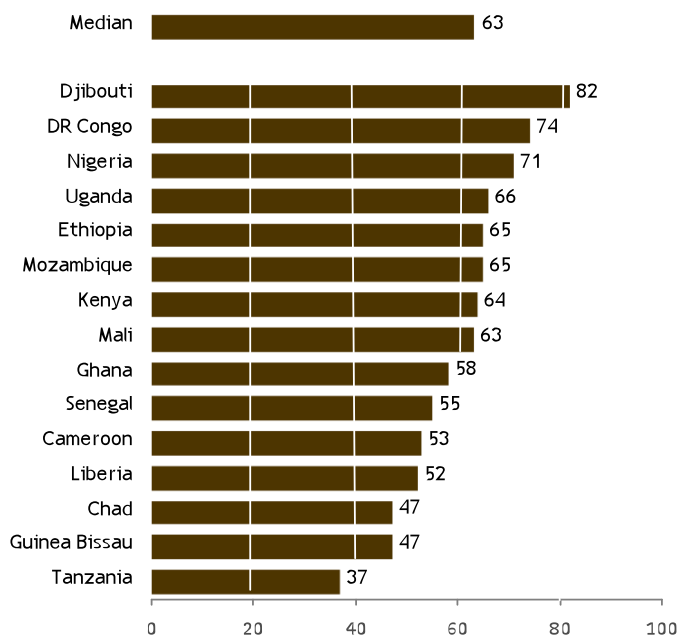
Majorities of Muslims in nearly all the countries surveyed support allowing leaders and judges to use their religious beliefs when deciding family and property disputes, as do sizable minorities (30% or more) of Christians in most countries. Similarly, the survey finds considerable support among Muslims in several countries for the application of criminal sanctions such as stoning people who commit adultery, and whipping or cutting off the hands of thieves. Support for these kinds of punishments is consistently lower among Christians than among Muslims. The survey also finds that in seven countries, roughly one-third or more of Muslims say they support the death penalty for those who leave Islam.

Support for Biblical or Sharia Law Is Widespread

% of Christians who favor making Bible the official law of the land



% of Muslims who favor making sharia the official law of the land



Q94a, 95a. And do you favor or oppose the following? (ASK IF CHRISTIAN) Making the Bible the official law of the land in our country. (ASK IF MUSLIM) Making sharia, or Islamic law, the official law of the land in our country.

The End of Christian and Muslim Expansion?

While the survey finds that both Christianity and Islam are flourishing in sub-Saharan Africa, the results suggest that neither faith may expand as rapidly in this region in the years ahead as it did in the 20th century, except possibly through natural population growth. There are two main reasons for this conclusion. First, the survey shows that most people in the region have committed to Christianity or Islam, which means the pool of potential converts from outside these two faiths has decreased dramatically. In most countries surveyed, 90% or more describe themselves as either Christians or Muslims, meaning that fewer than one-in-ten identify as adherents of other faiths (including African traditional religions) or no faith.

Second, there is little evidence in the survey findings to indicate that either Christianity or Islam is growing in sub-Saharan Africa at the expense of the other. Although a relatively small percentage of Muslims have become Christians, and a relatively small percentage of Christians have become Muslims, the survey finds no substantial shift in either direction. One exception is Uganda, where roughly one-third of respondents who were raised Muslim now describe themselves as Christian, while far fewer Ugandans who were raised Christian now describe themselves as Muslim.

Little Net Change From Religious Switching

	Raised Christian	Currently Christian	Net change		Raised Muslim	Currently Muslim	Net change
	%	%	%		%	%	%
Uganda	82	86	4	Uganda	18	13	-5
Botswana	84	87	3	Mali	88	90	2
Ethiopia	67	69	2	DR Congo	10	12	2
Ghana	81	83	2	Chad	53	54	1
Tanzania	58	60	2	Tanzania	35	36	1
South Africa	89	87	-2	Zambia	1	2	1
Guinea Bissau	61	62	1	Botswana	2	2	0
Kenya	89	88	-1	Rwanda	5	5	0
Cameroon	81	80	-1	Kenya	11	11	0
Mali	8	8	0	Ethiopia	30	30	0
DR Congo	80	80	0	Ghana	11	11	0
Chad	40	40	0	Guinea Bissau	38	38	0
Rwanda	93	93	0	Djibouti	97	97	0
Djibouti	2	2	0	Senegal	89	89	0
Senegal	10	10	0	Nigeria	52	52	0
Nigeria	46	46	0	Liberia	19	19	0
Liberia	69	69	0	Cameroon	16	16	0
Zambia	98	98	0	South Africa	2	2	0

Q32, Q73.

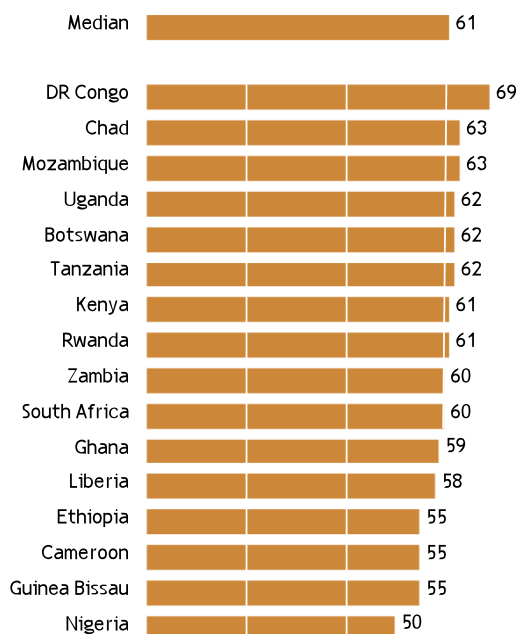
Due to data collection problems with Q73 in Mozambique, results for Mozambique are not reported here.

Intense Religious Experiences and the Influence of Pentecostalism

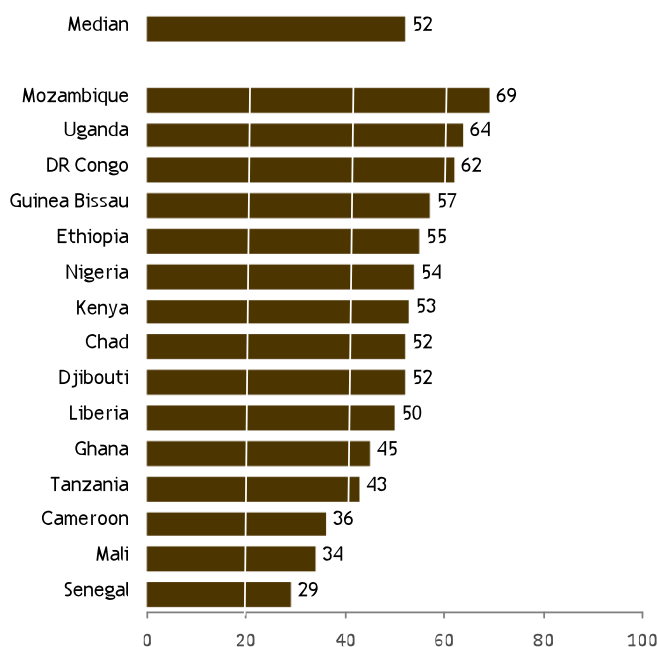
Many Christians and Muslims in sub-Saharan Africa experience their respective faiths in a very intense, immediate, personal way. For example, three-in-ten or more of the people in many countries say they have experienced a divine healing, witnessed the devil being driven out of a person or received a direct revelation from God. Moreover, in every country surveyed that has a substantial Christian population, at least half of Christians expect that Jesus will return to earth during their lifetime. And in every country surveyed that has a substantial Muslim population, roughly 30% or more of Muslims expect to personally witness the re-establishment of the caliphate, the golden age of Islamic rule that followed the death of Muhammad.

End Times Beliefs

% of Christians who believe Jesus will return during their lifetime



% of Muslims who believe the caliphate will be re-established during their lifetime



Q511, n. Which, if any, of the following do you believe in? (ASK IF CHRISTIAN)
That Jesus will return to the earth during your lifetime. (ASK IF MUSLIM)
That the caliphate will be re-established to rule in your lifetime.

Many of these intense religious experiences, including divine healings and exorcisms, are also characteristic of traditional African religions. Within Christianity, these kinds of experiences are particularly associated with Pentecostalism, which emphasizes such gifts of the Holy Spirit as speaking in tongues, giving or interpreting prophecy, receiving direct revelations from God, exorcising evil and healing through prayer. About a quarter of all Christians in four sub-Saharan countries (Ethiopia, Ghana, Liberia and Nigeria) now belong to Pentecostal denominations, as do at least one-in-ten Christians in eight other countries. But the survey finds that divine healings, exorcisms and direct revelations from God are commonly reported by African Christians who are *not* affiliated with Pentecostal churches.

Morality and Culture

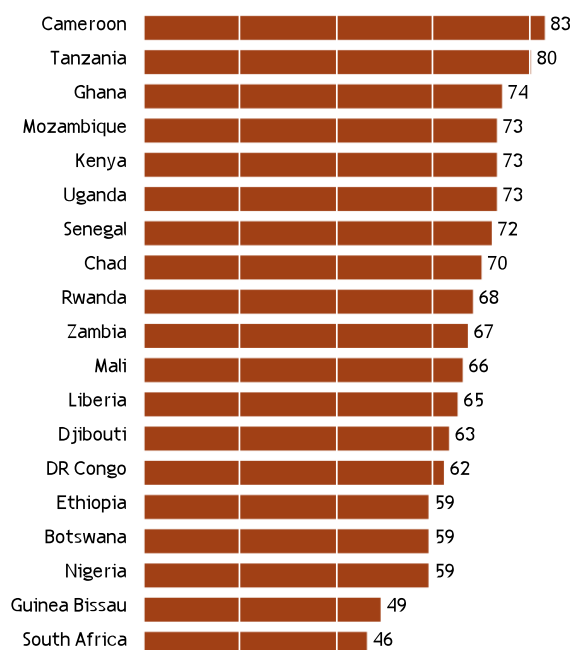
In nearly all the countries surveyed, large majorities believe it is necessary to believe in God in order to be moral and have good values. Clear majorities in almost every country believe that Western music, movies and television have hurt moral standards. South Africa and Guinea Bissau are the only exceptions to this finding, and even in those nations a plurality of the survey respondents view Western entertainment as exerting a harmful moral influence. On the other hand, majorities in most countries say they personally like Western TV, movies and music, with Christians particularly inclined to say so. And in many countries, people are more inclined to say there is not a conflict between being a devout religious person and living in modern society than to say there is a conflict.

Q13. Which is closer to describing your view – I like Western music, movies and television, OR I dislike Western music, movies and television?

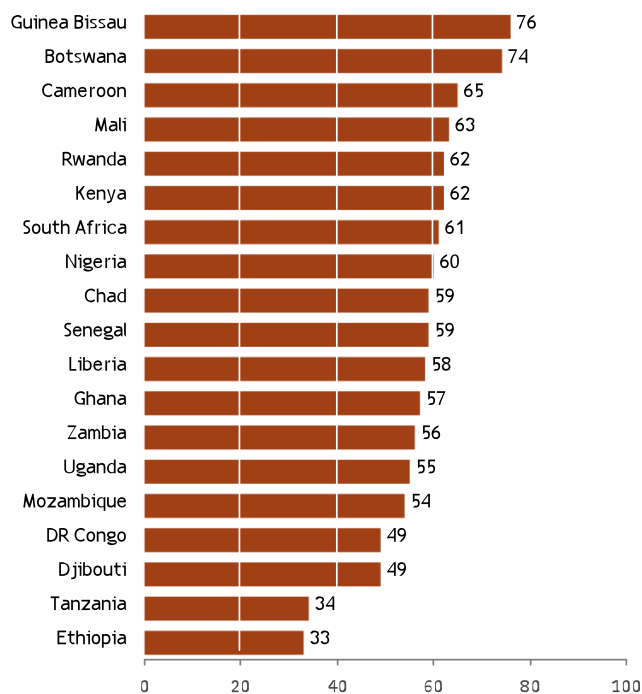
Q30. Which comes closer to describing your view - Western music, movies and television have hurt morality in our country, OR Western music, movies and television have NOT hurt morality in our country?

Many Think Western Movies and Music Hurt Morality, But Many Also Like Western Entertainment

% who think Western movies, music and television have hurt morality



% who like Western movies, music and television



Throughout sub-Saharan Africa, Christians and Muslims alike express strong opposition to homosexual behavior, abortion, prostitution and sex between unmarried people. There are, however, pronounced differences between the two religious groups on the question of polygamy. Muslims are much more inclined than Christians to approve of polygamy or say this is not a moral issue.

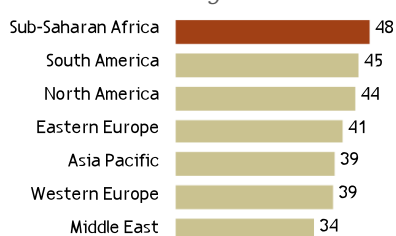
Optimism and Progress

Sub-Saharan Africans commonly cite unemployment as a major problem. In most countries, more than half of the people surveyed say they are dissatisfied with the way things are going in their country. And compared with people surveyed in 2007 in other regions of the world, somewhat fewer sub-Saharan Africans today indicate they are highly satisfied with their lives. At least 30% in every country say there have been times in the last year when they did not have enough money to buy food for their families. And yet, many sub-Saharan Africans say their lives have improved over the past five years. In fact, the percentage of sub-Saharan Africans who indicate in 2009 that their lives have improved over the preceding five years rivals or exceeds the number of people in many other regions of the world who said the same in 2007. And people in the African countries surveyed are more likely than people in many other regions to express optimism that their lives will improve in the future.

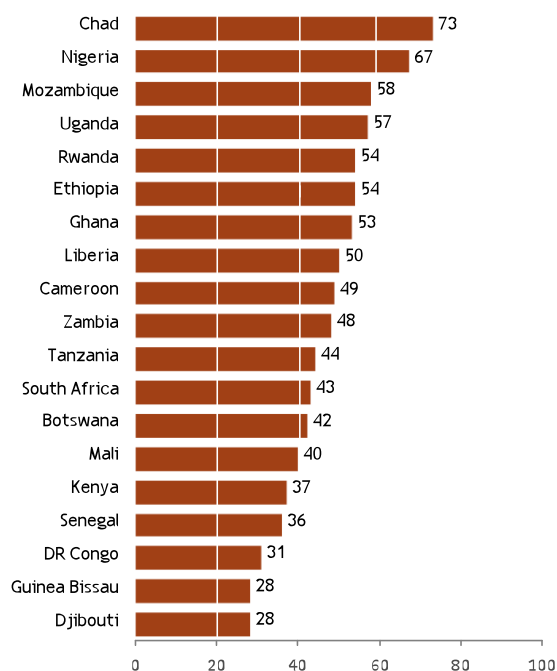
Many Think Their Lives Have Improved

% who say their lives are better than five years ago

Median results among countries in...



Among general population in...



Q2, 3. Here is a ladder representing the "ladder of life." Let's suppose the top of the ladder represents the best possible life for you; and the bottom, the worst possible life for you. On which step of the ladder do you feel you personally stand at the present time? (SHOW 0-10 CARD) On which step would you say you stood five years ago? (SHOW 0-10 CARD). Source for data from non-African nations: Pew Global Attitudes Project 2007 survey.

About the Report

These and other findings are discussed in more detail in the remainder of this report, which is divided into five main sections:

- Religious Affiliation (begins on page 19)
- Commitment to Christianity and Islam (begins on page 25)
- Traditional African Religious Beliefs and Practices (begins on page 33)
- Interreligious Harmony and Tensions (begins on page 36)
- Religion and Society (begins on page 48)

This report also includes a glossary of key terms, a description of the methods used for this survey, and a topline including full question wording and survey results. The online version of the report, including interactive graphics, is available at <http://features.pewforum.org/africa/>.

The survey was conducted among at least 1,000 respondents in each of the 19 countries. In three predominantly Muslim countries (Djibouti, Mali and Senegal), there were too few interviews with Christian respondents to be able to analyze the Christian subpopulation. In four predominantly Christian countries (Botswana, Rwanda, South Africa and Zambia), there were too few interviews with Muslims to be able to analyze the Muslim subpopulation. This leaves 12 countries in which comparisons between Christians and Muslims are possible.

Countries Surveyed and Sample Sizes

	----- Sample sizes -----		
	<u>Total</u>	<u>Christians</u>	<u>Muslims</u>
Botswana	1,002	868	Not analyzed
Cameroon	1,503	1,209	245
Chad	1,503	592	811
DR Congo	1,519	1,209	185
Djibouti	1,500	Not analyzed	1,452
Ethiopia	1,500	1,037	453
Ghana	1,500	1,148	339
Guinea Bissau	1,000	619	373
Kenya	1,500	1,154	340
Liberia	1,500	1,040	279
Mali	1,000	Not analyzed	901
Mozambique	1,500	942	340
Nigeria	1,516	678	818
Rwanda	1,000	925	Not analyzed
Senegal	1,000	Not analyzed	891
South Africa	1,504	1,309	Not analyzed
Tanzania	1,504	907	539
Uganda	1,040	711	321
Zambia	1,000	976	Not analyzed

Readers should note that the 19 national polls on which this report is based were not designed to provide detailed demographic profiles of households in each country. Rather, the survey aims to compare the views of different religious groups and the general population of the countries on a wide variety of questions concerning religious beliefs and practices as well as religion's role in society. In other studies, such as "Mapping the Global Muslim Population" (2009), the Pew Forum provides estimates of

the religious composition of countries in Africa and elsewhere based on very large datasets (such as national censuses and demographic and health surveys) that sometimes differ from the population figures presented here. An appendix provides comparative estimates of religious composition from some recent surveys and censuses.

Chapter 1: Religious Affiliation

Most people in sub-Saharan Africa now identify with either Christianity or Islam. In most of the 19 countries surveyed by the Pew Research Center's Forum on Religion & Public Life, 90% or more of the respondents say they belong to one of these faiths. This is in sharp contrast with the religious composition of the region about 100 years ago, when, according to a Pew Forum analysis of historical information from the World Religion Database, less than a quarter of the population identified as either Christian or Muslim.

As the map in the preface to this report shows, sub-Saharan Africa is much more religiously mixed than northern Africa, where the population is overwhelmingly Muslim. Overall, however, Christians outnumber Muslims in sub-Saharan Africa by about two-to-one. As the map also shows, the ratio of Christians to Muslims increases the further south one goes in the continent. Muslim populations are especially concentrated in a large geographic belt running west to east from Senegal to the Horn of Africa.¹ Southern Africa is predominantly Christian.

In three of the countries surveyed (Djibouti, Mali and Senegal), Muslims clearly outnumber Christians. In four countries (Chad, Guinea Bissau, Nigeria and Tanzania), the number of Christians and Muslims is more equally divided, with a ratio of less than two-to-one in either direction.² The other countries surveyed are predominantly Christian with Muslim minorities of varying sizes. In Cameroon, Ethiopia, Liberia and Mozambique, Muslims account for between 15% and 30% of survey respondents. In the Democratic Republic of the Congo, Ghana, Kenya and Uganda, between 10% and 15% of respondents are Muslim. And in Botswana, Rwanda, South Africa and Zambia, the survey finds that 5% or less identify as Muslim. Nigeria, the most populous country in all of Africa, has the largest number of Muslims as well as the largest number of Christians in the region.³

¹ The Horn of Africa is a peninsula in the easternmost part of North East Africa, on the Gulf of Aden and the Indian Ocean. It includes Somalia, Ethiopia, Eritrea and Djibouti.

² The World Religion Database estimates that roughly four-in-ten people in Guinea Bissau are Muslim and approximately one-in-ten are Christian, with the rest of the population associated with traditional African religions. The Pew Forum's survey finds a similar number of people in Guinea Bissau identifying themselves as Muslim (38%) but a much higher percentage identifying themselves as Christian (62%) and very few describing themselves mainly as practitioners of traditional African faiths.

³ Nigeria's 2006 census did not ask about religious affiliation, and recent estimates of the numbers of Muslims and Christians in the country vary. According to the 2003 Demographic and Health Survey, for example, Muslims constituted 50% of the population, while the 2008 DHS figure is 45% and the Nigerian Ministry of Health's 2008 estimate is 50%. The Pew Forum's survey found 52% of the population is Muslim. Regardless of the variation, it is still true that Nigeria has both the largest number of Muslims and the largest number of Christians in the region.

As discussed elsewhere in this report, many Christians and Muslims in sub-Saharan Africa retain beliefs and rituals that are characteristic of traditional African religions. In most countries, however, less than one-in-twenty say this is their primary religious affiliation. Liberia is the only country where more than one-in-ten (12%) identify primarily with an African traditional religion.

Unlike in Europe and the United States, very few people in sub-Saharan Africa say they are unaffiliated with a particular faith. Mozambique, Botswana and South Africa are the only countries surveyed where a significant number of people (roughly one-in-ten) describe their religion as atheist, agnostic or “nothing in particular.” In all the other countries, the figure is closer to zero.

Religious Affiliation					
	<u>Christian</u>	<u>Muslim</u>	<u>Traditional African religions</u>	<u>Unaffiliated</u>	<u>Other/DK/Refused</u>
	%	%	%	%	%
Predominantly Muslim					
Djibouti	2	97	0	0	0=100
Mali	8	90	1	0	0=100
Senegal	10	89	1	0	0=100
Roughly even mix					
Chad	40	54	3	3	1=100
Guinea Bissau	62	38	0	0	0=100
Nigeria	46	52	1	0	0=100
Tanzania	60	36	2	1	0=100
Predominantly Christian					
<i>Large Muslim minority</i>					
Cameroon	80	16	1	2	0=100
Ethiopia	69	30	0	0	0=100
Liberia	69	19	12	0	0=100
Mozambique	63	23	1	13	1=100
<i>Small Muslim minority</i>					
DR Congo	80	12	3	4	1=100
Ghana	83	11	4	1	0=100
Kenya	88	11	0	0	0=100
Uganda	86	13	0	0	0=100
<i>Few Muslims</i>					
Botswana	87	2	1	9	0=100
Rwanda	93	5	0	1	1=100
South Africa	87	2	4	7	1=100
Zambia	98	2	0	1	0=100

Q32. What is your present religion, if any? (READ LIST, SHOW CARD) Christian; Muslim; ancestral, tribal, animist, or other traditional African religion; Hindu; Buddhist; Bahai; Jewish; atheist; agnostic; something else; nothing in particular?

Diversity Within Islam

Reflecting the global composition of Islam, Sunni Muslims greatly outnumber Shia Muslims in every country surveyed. (See glossary for more information on Sunni and Shia Muslims.) Chad and Tanzania are the only countries where Shia Muslims constitute a significant portion of the Muslim respondents (around 20%). There are significant minorities in many countries (and a majority of Muslims in Mali) who identify themselves neither as Sunni nor Shia but rather as “just a Muslim.” At least 10% of Muslims in a few countries (Ghana, Tanzania, Cameroon and Liberia) describe themselves as members of the Ahmadiyya community. Many Muslims also belong to a variety of brotherhoods that are associated with Sufism, a mystical movement within Islam. (See glossary for more information on Ahmadiyya and Sufi Muslims.)

Affiliation of Muslims

	<u>Sunni</u>	<u>Shia</u>	<u>Ahmadiyya</u>	<u>Something else</u>	<u>“Just a Muslim”</u>	<u>None / Don’t know / Refused</u>
Predominantly Muslim	%	%	%	%	%	%
Djibouti	77	2	0	0	8	13=100
Mali	20	0	2	1	55	22=100
Senegal	55	0	1	6	27	12=100
Roughly even mix						
Chad	48	21	4	0	23	4=100
Guinea Bissau	40	6	2	0	36	16=100
Nigeria	38	12	3	2	42	4=100
Tanzania	41	20	15	1	20	4=100
Predominantly Christian						
<i>Large Muslim minority</i>						
Cameroon	27	3	12	5	40	13=100
Ethiopia	68	2	0	2	23	5=100
Liberia	38	9	10	0	22	21=100
<i>Small Muslim minority</i>						
DR Congo	50	10	6	0	14	20=100
Ghana	51	8	16	0	13	11=100
Kenya	73	8	4	0	8	7=100
Uganda	40	7	4	0	33	16=100

Q37. Are you Sunni (for example, Hanafi, Maliki, Shafi, or Hanbali), Shia (for example, Ithnashari/Twelvever or Ismaili/Sevener), or something else?

Based on Muslims. Countries with relatively few Muslims are not shown in the table. Due to data collection problems, estimates for Q37 in Mozambique are not reported here.

Diversity Within Christianity

There is a great deal of diversity among Christians in sub-Saharan Africa with respect to denominational affiliation. In seven countries with Christian samples large enough to analyze (Botswana, Ghana, Kenya, Liberia, Nigeria, South Africa and Zambia), clear majorities of Christians are Protestants. In three countries (Cameroon, Guinea Bissau and Rwanda), clear majorities are Catholics. In six countries (Chad, Democratic Republic of the Congo, Ethiopia, Mozambique, Tanzania and Uganda), neither Catholics nor Protestants form a clear majority. In Ethiopia, most Christians (71%) identify with the Ethiopian Orthodox Church. (See glossary for more information on the Ethiopian Orthodox Church.)

Protestantism is itself quite diverse in sub-Saharan Africa, with each country displaying a unique blend of denominational affiliations. For example, Baptists make up roughly one-in-five Christians in Chad and Liberia, and Presbyterians account for more than one-in-ten Christians in Cameroon and Ghana. Adventists have a significant following in Zambia, while Anglicans account for roughly 10% or more of Christian respondents in Uganda, Kenya, Tanzania and Nigeria. In South Africa and Botswana, more than one-quarter of Christian respondents belong to what are known as African Independent Churches (also known as African Initiated Churches, African Indigenous Churches or AICs). (See glossary for more information on AICs.) Pentecostalism is the one Protestant denominational family that has a significant presence (roughly 10% or more) in nearly all countries with a substantial Protestant population. It is the single largest Protestant group in seven countries (Democratic Republic of the Congo, Ethiopia, Ghana, Liberia, Nigeria, Rwanda and Zambia).

Affiliation of Christians

	<u>Protestant</u>	<u>Catholic</u>	<u>Other/DK/ Refused</u>
	%	%	%
South Africa	84	11	5=100
Liberia	81	13	6=100
Ghana	71	25	4=100
Kenya	64	34	2=100
Botswana	64	22	14=100
Nigeria	60	37	4=100
Zambia	60	26	14=100
Mozambique	52	44	3=100
Uganda	46	53	2=100
Tanzania	44	51	5=100
Chad	41	54	5=100
DR Congo	40	46	14=100
Rwanda	40	58	2=100
Cameroon	39	54	7=100
Ethiopia*	27	1	72=100
Guinea Bissau	2	95	2=100

Q35. See topline for question wording.

Note: Based on Christians. Countries that are majority Muslim are not shown in the table.

* In Ethiopia most Christians (71%) identified themselves as Ethiopian Orthodox (see glossary for more information).

Affiliation of Protestants as a Percentage of Christians

	Pente- costal	African Indep. Churches	Anglican	Baptist	Seventh- day Adventist	Pres- byterian	Meth- odist	Lu- theran	Other Prot.	Non- Prot. Christian	Total Christian
	%	%	%	%	%	%	%	%	%	%	%
South Africa	10	35	6	3	1	2	11	4	12	16	=100
Liberia	26	3	4	17	4	3	12	11	2	19	=100
Ghana	26	5	4	3	4	17	11	0	2	29	=100
Kenya	16	12	14	2	8	6	3	1	3	36	=100
Botswana	14	27	2	3	6	0	1	6	5	36	=100
Nigeria	26	8	9	8	0	1	4	1	3	40	=100
Zambia	18	4	4	7	13	2	2	0	9	40	=100
Mozambique	12	9	1	3	2	2	3	1	19	48	=100
Uganda	8	0	22	2	3	0	0	0	10	54	=100
Tanzania	10	5	10	1	3	0	0	13	0	56	=100
Chad	8	1	0	20	2	0	0	6	4	59	=100
DR Congo	18	6	2	3	1	1	3	1	5	60	=100
Rwanda	15	3	4	3	9	4	2	1	1	60	=100
Cameroon	5	0	0	5	2	13	0	3	11	61	=100
Ethiopia	24	0	0	0	0	0	0	0	2	73	=100
Guinea Bissau	1	0	0	0	1	0	0	0	0	98	=100

Q35. See survey topline for question wording.

Based on Christians. Countries that are majority Muslim are not shown in the table.

No Substantial Gains From Religious Switching

The survey finds that in sub-Saharan Africa, small percentages have switched from Christianity to Islam, and vice versa, but in most countries the net change is practically nil. In Uganda, however, roughly one-third of respondents who were raised Muslim now describe themselves as Christian (32%), while far fewer Ugandans who were raised Christian now describe themselves as Muslim.

Religious switching has had an impact on the internal composition of Christianity in several countries. In Rwanda, for instance, the percentage of people who are currently Catholic is 12 points lower than the percentage who were raised Catholic (54% of Rwandans are currently Catholic compared with 66% who were raised Catholic). At the same time, the number of Rwandans who say they are currently Protestant is 12 points greater than the number saying they were raised Protestant. The survey finds similar though less pronounced results in the Democratic Republic of the Congo and Zambia, where Catholics have experienced net losses and Protestants net gains through religious switching. In Uganda this pattern is reversed; the proportion of respondents who are currently Catholic is 7 percentage points greater than the percentage that were raised Catholic, while the proportion who are currently Protestant is 5 points lower than the percentage raised Protestant.

Switching Within Christianity						
	Raised Catholic	Currently Catholic	Net change	Raised Protestant	Currently Protestant	Net change
	%	%	%	%	%	%
Roughly even mix						
Chad	22	22	0	16	16	0
Guinea Bissau	58	59	+1	1	1	0
Nigeria	20	17	-3	24	28	+4
Tanzania	32	31	-1	23	27	+4
Predominantly Christian						
<i>Large Muslim majority</i>						
Cameroon	47	44	-3	30	31	+1
Ethiopia	1	1	0	14	18	+4
Liberia	10	9	-1	55	56	1
<i>Small Muslim minority</i>						
DR Congo	45	37	-8	26	32	+6
Ghana	24	21	-3	54	59	+5
Kenya	33	30	-3	55	57	+2
Uganda	38	45	+7	44	39	-5
<i>Few Muslims</i>						
Botswana	19	19	0	55	55	0
Rwanda	66	54	-12	26	38	+12
South Africa	11	10	-1	74	72	-2
Zambia	32	25	-7	52	58	+6

Q32-35, Q73-75. Due to data collection problems, results for Q75 in Mozambique are not reported.

Chapter 2: Commitment to Christianity and Islam

Large majorities in every country surveyed express belief in the core tenets of Christianity or Islam. For example, roughly three-in-four or more people express absolutely certain belief in the existence of God. In eight countries, at least nine-in-ten people express this view. By way of comparison, 71% of adults in the United States, arguably the most religious country in the industrialized world, say they are absolutely convinced of God's existence. The only sub-Saharan African nations where fewer than eight-in-ten believe in God with absolute certainty are Botswana (74%), Chad, Mozambique and Uganda (77% in each).

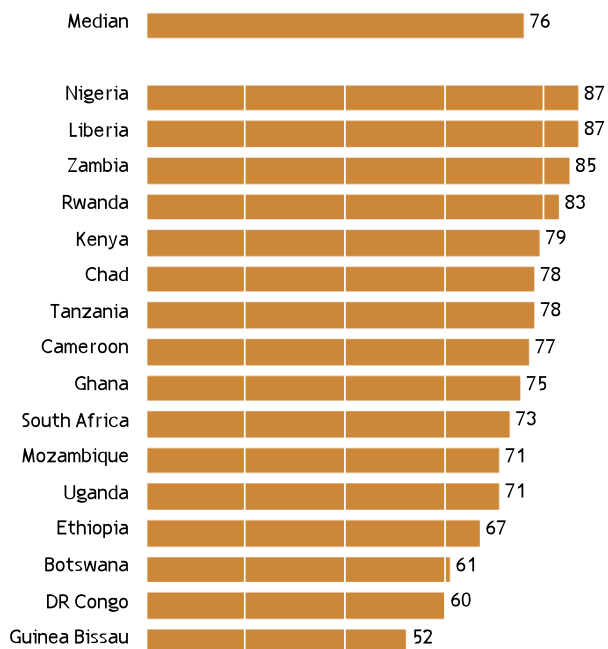
The survey finds that nearly everyone in the countries surveyed who professes belief in God adopts a monotheistic rather than a polytheistic view, with very few people saying they believe in more than one God.

In keeping with the teachings of both Christianity and Islam, more than eight-in-ten people in nearly every country surveyed say they believe in heaven. Respondents in Mali, Senegal, Nigeria, Ethiopia, Ghana and Kenya are all nearly unanimous on this question, with 97% or more of the populations of these countries expressing belief in heaven. Belief in hell tends to be somewhat less common, though in every country surveyed upwards of six-in-ten people say they believe hell exists.

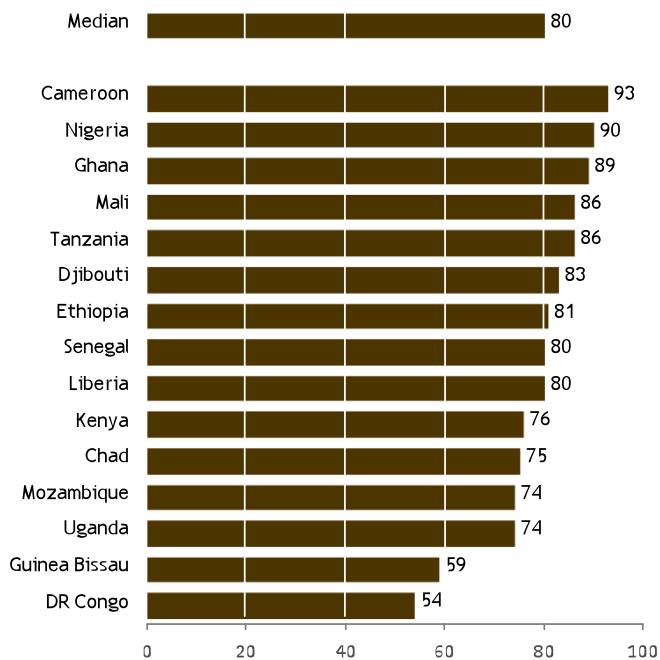
In addition, large numbers of Christians – including at least half in every country surveyed and nearly nine-in-ten people in Nigeria and Liberia – say they believe the Bible is the word of God and should be taken literally, word for word. Most Muslims adopt a similar view of the Koran, including roughly nine-in-ten or more Muslims in Nigeria, Cameroon and Ghana.

Most View Sacred Texts as Literal Word of God

% of Christians saying the Bible is the literal word of God



% of Muslims saying the Koran is the literal word of God



Q54-57. Which comes closer to your view?
 The Koran/Bible is the word of God, OR The
 Koran/Bible is a book written by men and is not
 the word of God. And would you say that the
 Koran/Bible is to be taken literally, word for
 word, OR Not everything in the Koran/Bible
 should be taken literally, word for word.

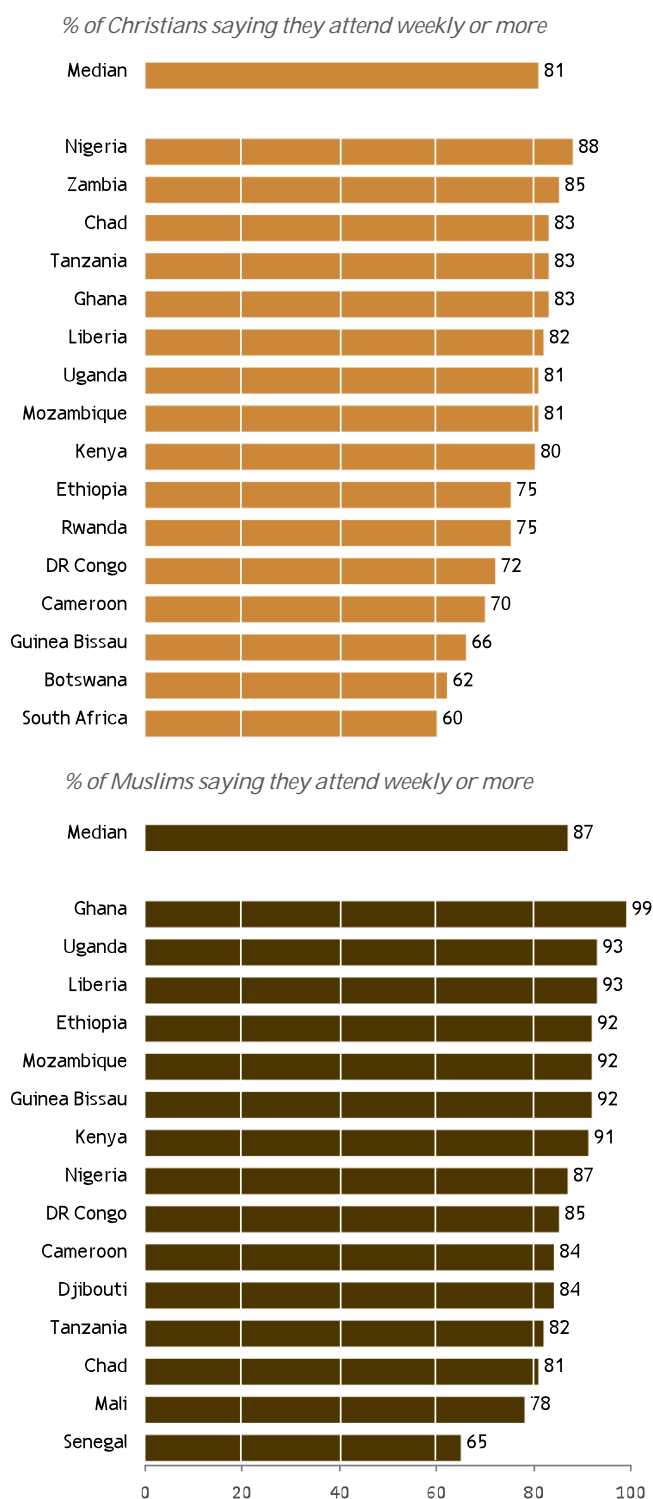
Committed in Practice

More than three-quarters of the population in nearly every country surveyed says that religion is *very important* in their lives. By comparison, 57% of adults in the United States say this. Both Christians and Muslims in sub-Saharan Africa place a great deal of importance on religion, although in most countries where comparisons are possible, a higher percentage of Muslims than Christians say religion is very important to them.

Majorities in every country say they attend religious services at least once a week, and in most countries more than three-in-four people report attending worship services weekly or more. Worship attendance is high among Christians and Muslims alike, although in countries where comparisons are possible, it is generally somewhat higher among Muslims than among Christians.

Q40, 41. *Christians were asked: Aside from weddings and funerals how often do you attend religious services - more than once a week, once a week, once or twice a month, a few times a year, seldom, or never. Muslims were asked: On average, how often do you attend the mosque or Islamic Center for salah and Jum'ah Prayer? More than once a week, once a week for Jum'ah prayer, once or twice a month, a few times a year especially for the Eid, seldom, or never.*

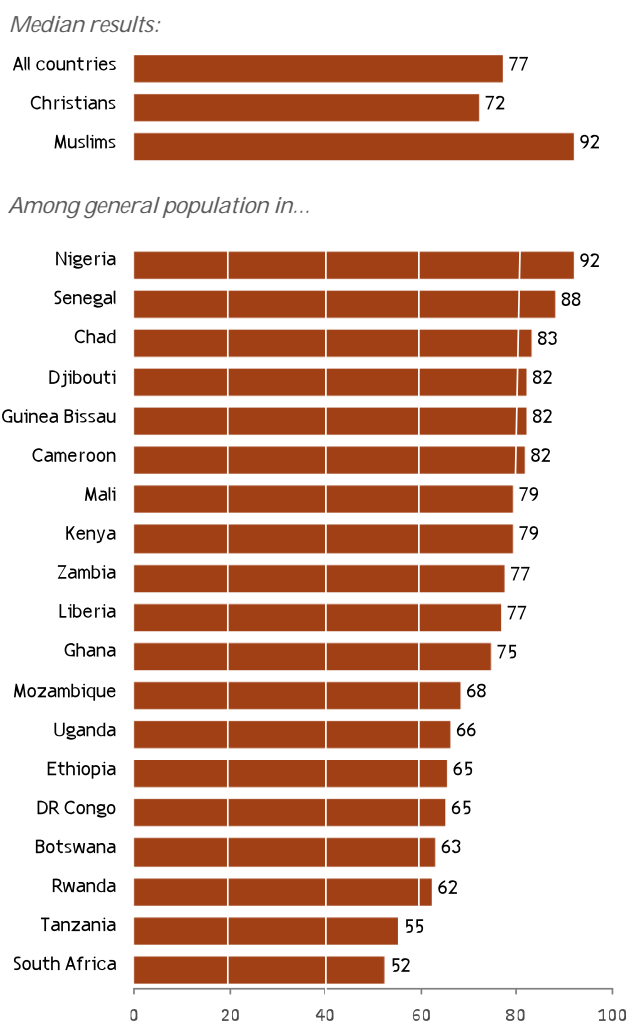
Most Attend Religious Services Regularly



Most people (more than two-thirds in most countries) say they pray every day. Daily prayer tends to be especially common both in the predominantly Muslim countries surveyed (Djibouti, Mali and Senegal), and in three of the four countries where there is a roughly even mix of Christians and Muslims (Chad, Guinea Bissau and Nigeria). And in most countries, a higher percentage of Muslims than Christians say they pray every day, although daily prayer is more the norm than the exception among both groups. Majorities of Muslims in most countries say they pray all five salah every day. (See glossary for more information on salah.) In most countries where comparisons are possible, more Christians than Muslims say they receive answers to their prayers.

Scripture reading, although less common than attending worship services or engaging in private prayer, is also practiced quite frequently by majorities or sizable minorities, regardless of religious tradition. Clear majorities in seven of the countries surveyed say they read scriptures at least once a week, as do more than four-in-ten people in nine additional countries. In addition, large majorities of Christians and Muslims in all the countries surveyed say they read religious pamphlets, magazines, newspapers and books, and in most countries large numbers also say they listen to religious radio or watch religious television programs. Ethiopia is the only country where fewer than half of Christians and Muslims say they listen to or watch religious programs.

Most People Pray At Least Once a Day *% saying they pray at least once a day*



Q64. People practice their religion in different ways. Outside of attending religious services, do you pray several times a day, once a day, a few times a week, once a week, a few times a month, seldom, or never?

In every country with a significant Christian population except South Africa, majorities of Christians say they fast during holy times such as Lent. This includes more than eight-in-ten Christians in Chad, Nigeria, Ethiopia and Ghana. In a majority of countries, roughly equal numbers of Protestants and Catholics say they fast during Lent.

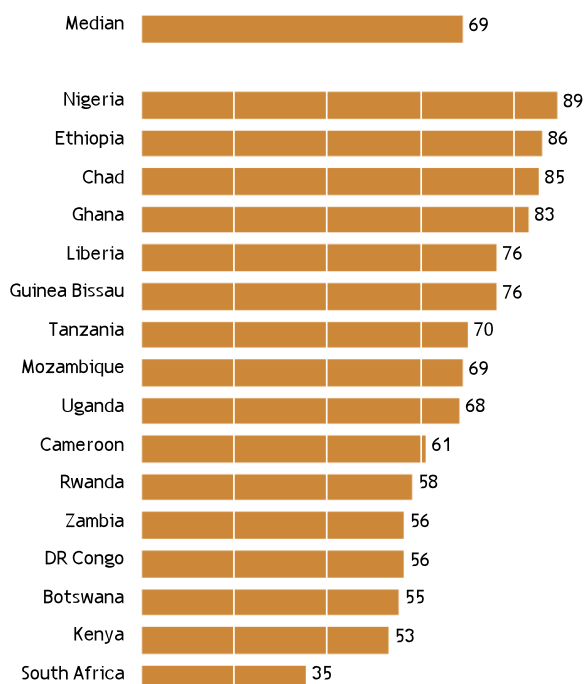
Fasting during Ramadan is even more common among Muslims than is the observance of Lent among Christians. More than nine-in-ten Muslims in Cameroon, Chad, Ethiopia, Ghana, Kenya, Mali, Nigeria, Senegal and Tanzania report that they abstain from eating during daylight hours in the month of Ramadan. There are no countries with a significant Muslim population where this figure is below 69%.

Tithing, or giving a portion of one's income to the church, is practiced by majorities of Christians in nearly every country surveyed. Similarly, majorities of Muslims in every nation surveyed say they give a portion of their wealth to charity (zakat). More than seven-in-ten Muslims in every country surveyed also say it is very important to them to one day make the hajj, or pilgrimage to Mecca. (See the glossary for more information on tithing, zakat and the hajj.)

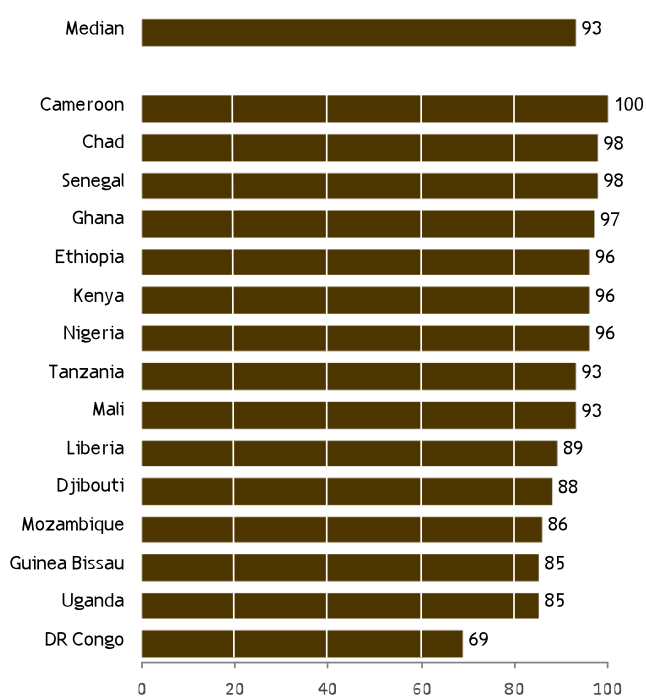
Q68k/m. And do you... (ASK IF MUSLIM) fast, that is avoid eating during the daytime, during the holy month of Ramadan? (ASK IF CHRISTIAN) fast, that is avoid eating for certain periods during holy times like Lent?

Fasting During Lent and Ramadan

% of Christians who fast during Lent



% of Muslims who fast during Ramadan



Substantial numbers of Christians and Muslims in all the countries surveyed say it is their duty to convert others to their faith. And the actions of both Muslims and Christians indicate a strong desire to pass their religious values on to their children. For example, a majority of Christian and Muslim parents in nearly all the countries surveyed say they pray or read scriptures with their children, and solid majorities also say they send their children to religious education programs.

Intense Religious Experiences

The survey shows that the practice of religion in sub-Saharan Africa often involves intense, personal encounters with God, spirits and miraculous events. For instance, in every country surveyed, roughly three-in-ten people or more say they have experienced or witnessed the divine healing of an illness or injury. This includes at least half of respondents in Ghana, Botswana, Rwanda, Ethiopia, the Democratic Republic of the Congo, Liberia, Nigeria, Kenya and Zambia. The survey also shows that in nine countries, more than four-in-ten people say they have seen the devil or evil spirits being driven out of a person. This is most common in Ethiopia, where two-thirds say they have witnessed such exorcisms. These experiences are more common among Christians than among Muslims.

Both Christians and Muslims believe they are living in a time that will undergo momentous religious events. For example, at least half of Christians in every country with large enough samples of Christians to analyze believe that Jesus will return to earth during their lifetime, including nearly seven-in-ten Christians in the Democratic Republic of the Congo (69%).

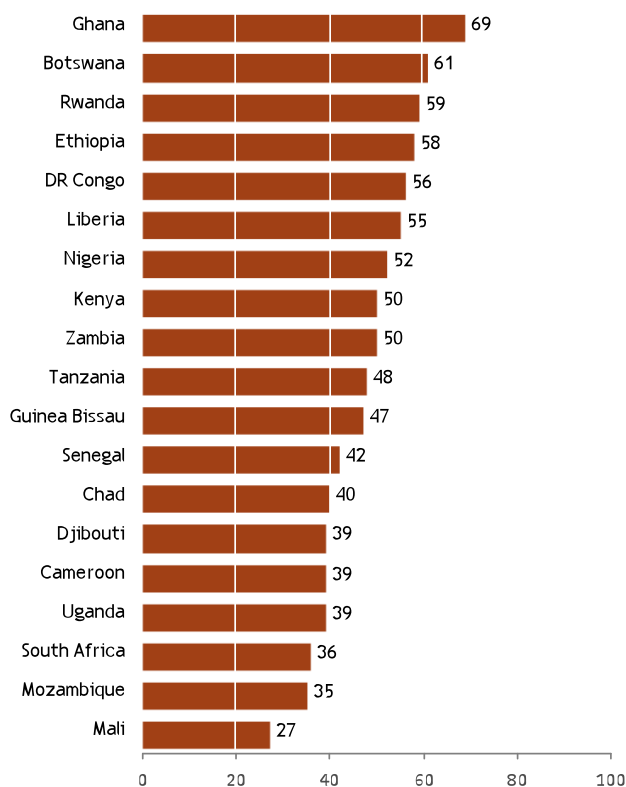
Divine Healing

% who have witnessed or experienced a divine healing of an illness or injury

Median results:



Among general population in...



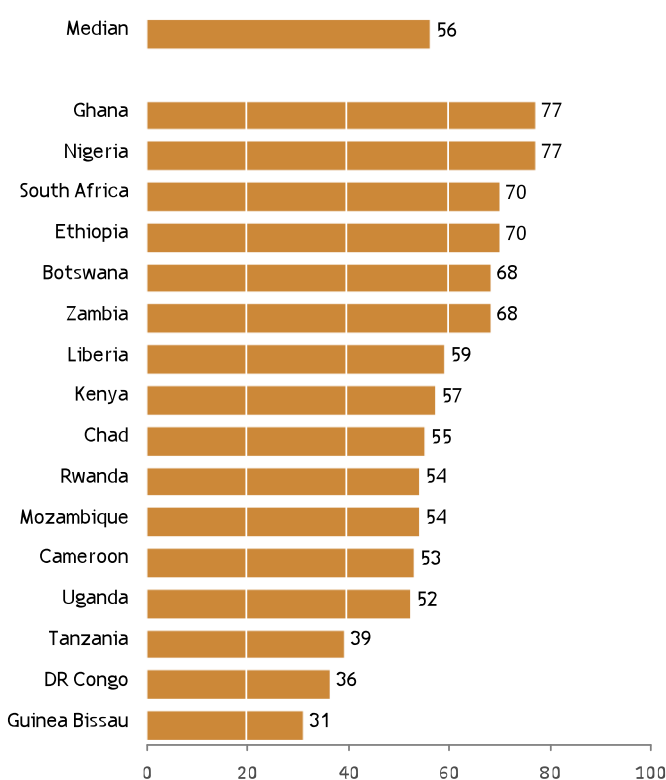
Q67a. Have you ever experienced or witnessed a divine healing of an illness or injury?

And at least half of Muslims in 10 of the 15 countries with large enough Muslim populations to analyze say they believe that the caliphate, the golden era of Islamic rule, will be re-established in their lifetime; this belief is most common among respondents in Mozambique (69%). And in 12 of these 15 countries, roughly six-in-ten or more Muslims believe in the return of the Mahdi, the guided one who will initiate the final period before the day of resurrection and judgment, though the survey did not ask respondents whether they expect this to occur during their lifetime. (See the glossary for more details on the caliphate and the Mahdi.)

In the Christian community, miraculous events and intense, personal encounters with God are often associated with the Pentecostal movement, which emphasizes the direct intervention of the Holy Spirit in the believer's daily life. Among the practices associated with this movement are speaking in tongues, receiving direct revelations from God and giving or interpreting prophecies. But the survey shows that many of these phenomena are prevalent even among African Christians who are *not* affiliated with Pentecostal churches. In all the countries surveyed, for example, majorities or substantial minorities (about a third or more) of Christians who are not affiliated with Pentecostal churches say they have experienced or witnessed a divine healing. Many non-Pentecostal Christians also say they have seen the devil or an evil spirit being driven out of a person. And in most countries, speaking or praying in tongues is practiced at least several times a year by roughly 20% or more of those belonging to Christian denominations outside of Pentecostalism.

Belief in the Prosperity Gospel Is Widespread Among Christians

% of Christians who believe God will grant wealth and good health to those who have enough faith



Q59e. Now I'm going to read you two statements. Please tell me whether the FIRST statement or the SECOND statement comes closer to your own views — even if neither is exactly right. 1- God will grant wealth and good health to all believers who have enough faith OR 2 — God doesn't always give wealth and good health even to believers who have deep faith.

The Pentecostal movement is also closely associated with what is often called the prosperity gospel, which teaches that health and wealth are promised to those who have sufficient faith. And, indeed, more than half of Christians in all but three countries express the belief that God will grant wealth and health to believers who have enough faith; the exceptions are the Democratic Republic of the Congo, Guinea Bissau and Tanzania, where roughly one-third of Christians believe in the prosperity gospel. These findings underscore the fact that the impact of Pentecostalism extends well beyond the growth of Pentecostal churches. (For background on Pentecostalism worldwide, see the Pew Forum's 2006 report "Spirit and Power: A 10-Country Survey of Pentecostals.")

Chapter 3: Traditional African Religious Beliefs and Practices

Side by side with their high levels of commitment to Christianity and Islam, many people in the countries surveyed retain beliefs and rituals that are characteristic of traditional African religions. In four countries, for instance, half or more of the population believes that sacrifices to ancestors or spirits can protect them from harm. In addition, roughly a quarter or more of the population in 11 countries say they believe in the protective power of juju (charms or amulets), shrines and other sacred objects. Belief in the power of such objects is highest in Senegal (75%) and lowest in Rwanda (5%). (See the glossary for more information on juju.)

In addition to expressing high levels of belief in the protective power of sacrificial offerings and sacred objects, upwards of one-in-five people in every country say they believe in the evil eye, or the ability of certain people to cast malevolent curses or spells. In five countries (Tanzania, Cameroon, Democratic Republic of the Congo, Senegal and Mali) majorities express this belief. (See the glossary for more information on the evil eye.)

In most countries surveyed, at least three-in-ten people believe in reincarnation, which may be related to traditional beliefs in ancestral spirits. The conviction that people will be reborn in this world again and again tends to be more common among Christians than Muslims.

The continued influence of traditional African religion is also evident in some aspects of daily life. For example, in 14 of the 19 countries surveyed, more than three-in-ten people say they sometimes consult traditional healers when someone in their household is sick. This includes five countries (Cameroon, Chad, Guinea Bissau, Mali and Senegal) where more than half the population uses traditional healers. While the recourse to traditional healers may be motivated in part by economic reasons and an absence of health care alternatives, it may also be rooted in religious beliefs about the efficacy of this approach.

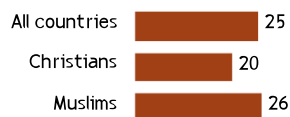
Similarly, sizable minorities (roughly 20% or more) in 12 countries say they possess traditional African sacred objects, such as shrines to ancestors, feathers, skins, skulls, skeletons, powder, carved figures or branches, spears, cutlasses or animal horns. Roughly one-third or more of the population in South Africa (32%), Senegal (35%) and Guinea Bissau (41%) says they possess such items. In most other countries, 15-30% of the population owns traditional sacred objects. Substantial minorities (roughly 20% or more) in many countries also say they participate in ceremonies or rituals to honor their ancestors.

In total, the survey included questions about seven beliefs common to traditional African religions (belief in the protective power of certain spiritual people, the power of juju and other sacred objects, the evil eye, witchcraft, evil spirits, the protective power of sacrificial offerings to ancestors and reincarnation). The survey also included questions on four traditional religious practices (visiting traditional healers, owning sacred objects, participating in ceremonies to honor ancestors and participating in traditional puberty rituals). These 11 items can be combined into a single scale to provide an overall picture of where involvement with traditional African religions is highest.

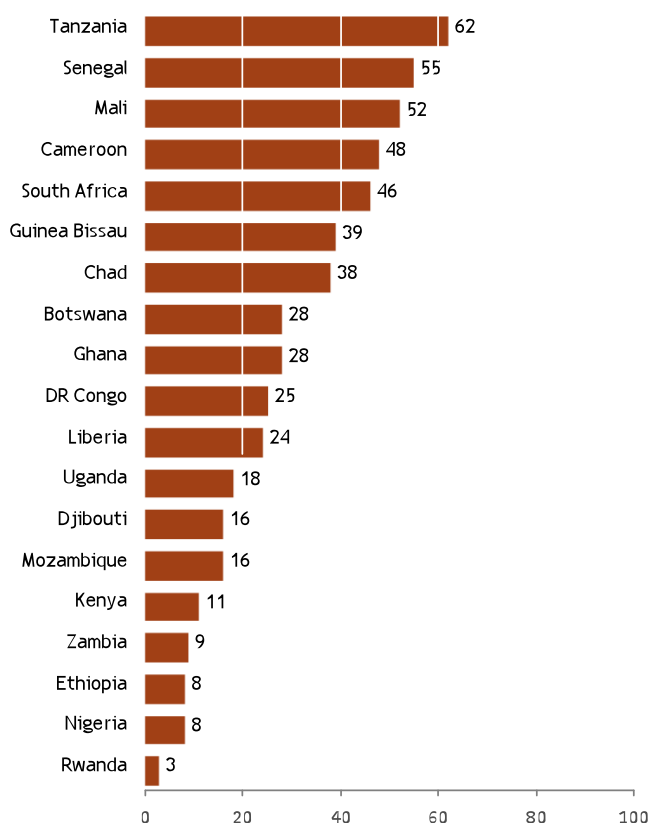
This analysis shows that more than half of the respondents in three countries show high levels of traditional African religious beliefs and practices (believing or participating in six or more of the 11 items). In eight other countries, between one-quarter and one-half of respondents rank high on the scale. Moreover, traditional African religious beliefs and practices are common in predominantly Muslim countries, in countries with a more even mix of Christians and Muslims, and in predominantly Christian countries. These beliefs and practices are most prevalent in religiously mixed Tanzania (where 62% of the population ranks high on the scale).

Traditional African Religious Beliefs and Practices % exhibiting high levels of belief and practice

Median results:



Among general population in...



Q51c, f-k/Q68f-i. Questions measure belief in reincarnation, witchcraft, evil spirits, the protective power of sacrifices to spirits or ancestors, juju or shrines, "evil eye" or curses, and the protective power of spiritual people as well as possession of traditional African sacred objects, participation in traditional ceremonies to honor ancestors, participation in traditional puberty rituals and use of religious healers. Those reporting 6-11 of these attributes are classified as having high levels of traditional African religious beliefs and practices.

More than half of those surveyed in predominantly Muslim Senegal (55%) and Mali (52%) also exhibit high levels of traditional African religious belief and practice, as do roughly half of respondents in predominantly Christian Cameroon. The countries that rank lowest on the scale include predominantly Christian Rwanda, Ethiopia, Zambia and Kenya. Religiously mixed Nigeria and predominantly Muslim Djibouti also exhibit relatively low levels of engagement.

There is no clear pattern among Christians or Muslims on levels of engagement with African traditional religions. In Chad, Tanzania, Liberia and the Democratic Republic of the Congo, more Muslims than Christians exhibit high levels of belief and practice on these measures, while in Guinea Bissau, Cameroon, Ghana and Kenya more Christians than Muslims rank high on the scale. For the most part, fewer respondents in the East African countries surveyed score high on this scale compared with those in West Africa.

Chapter 4: Interreligious Harmony and Tensions

The survey finds that Muslims tend to view Christians as tolerant, honest and respectful of women. Similarly, in most countries half or more of Christians say Muslims are honest, devout and respectful of women. In roughly half of the countries, majorities also say they trust people who have religious values different than their own. In most countries, significant minorities (20% or more) of those who attend religious services say their mosque or church works across religious lines to solve community problems. Roughly similar numbers of people also report involvement in interfaith dialogue.

Consistent with these attitudes, fewer than half of respondents in most countries surveyed perceive widespread anti-Muslim or anti-Christian hostility in their countries, and most give their governments generally high marks for treating both groups fairly.

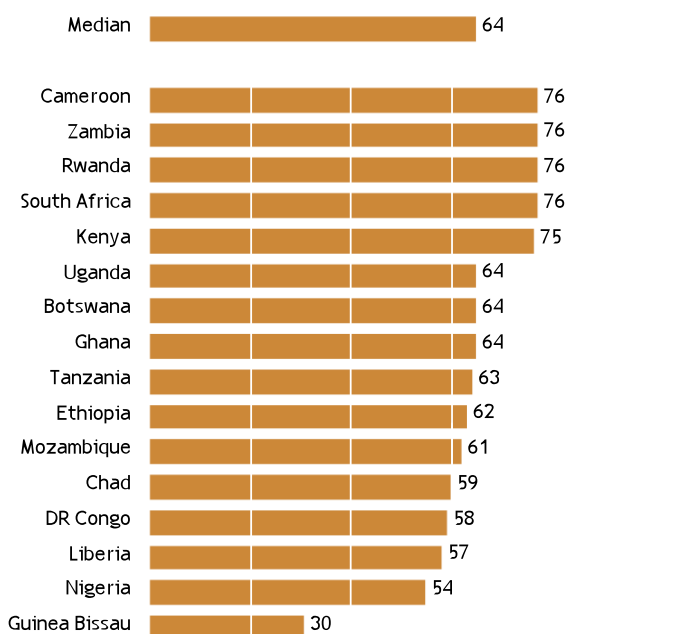
The survey finds, however, that Muslims are significantly more positive in their assessments of Christians than Christians are of Muslims. By their own reckoning, neither group knows much about the other, and significantly more people in most countries say the two religions are very different than say the two faiths have a lot in common. Relatively few people are married to someone of a different religion (less than 10% of married people in most countries), and many people are uncomfortable with the idea of their children marrying someone from outside their faith.

People throughout the region generally see conflict between religious groups as less of a problem than unemployment, crime or political corruption. However, in a few countries, including Nigeria, Rwanda, Djibouti and the Democratic Republic of the Congo, roughly half or more say religious conflict is a very big problem. The degree of concern about religious conflict tracks closely with the degree of concern about ethnic conflict in many countries, suggesting that they are often related. (See sidebar, page 38.)

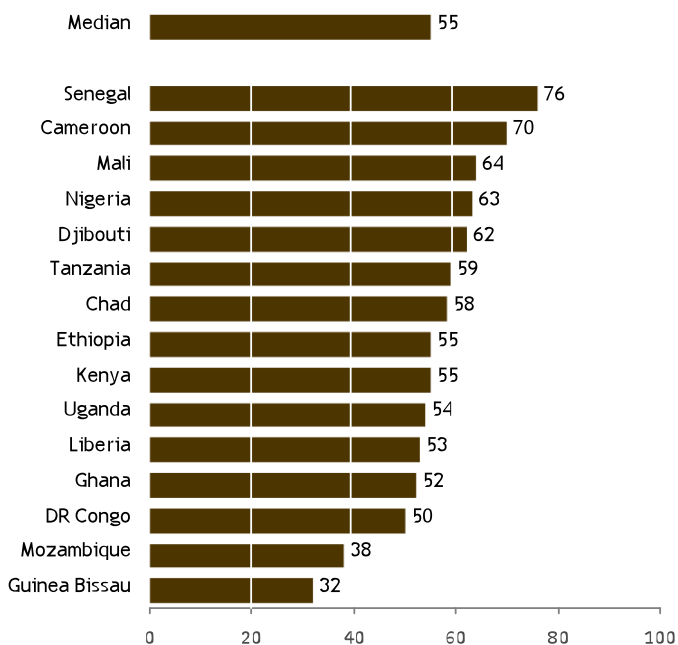
Q20a-b. How much would you say you know about [the Muslim religion and its practices? /the Christian religion and its practices]? A great deal, some, not very much, or nothing at all?

Most Christians and Muslims Say They Know Little About the Other Faith

% of Christians who say they know not very much/nothing about Islam



% of Muslims who say they know not very much/nothing about Christianity



A large number of people surveyed (upwards of four-in-ten in most countries) also express concern over religious extremism in their nation. In general, concern about Muslim extremism outweighs concern about Christian extremism. However, in four countries, Christians say they are more concerned about Christian extremism than about Muslim extremism. And in many countries, sizable numbers express concern about both Muslim and Christian extremism.

In more than half the countries surveyed, upwards of one-in-five people say that many or most Muslims in their nation support extremist groups such as al-Qaeda. In addition, substantial minorities (20% or more) in many countries say violence against civilians in defense of one's religion is sometimes or often justified.

Religion and Ethnicity

The survey asked about ethnicity as well as about religion, and the respondents identified themselves as belonging to more than 100 different ethnic, racial or tribal groups. In most cases, the sample sizes are too small to draw reliable conclusions about the religious makeup of particular tribes or ethnic groups. In some cases, however, the data suggest that religion and ethnicity are closely related. In Nigeria, for example, nearly all of those who identify themselves as Igbo say they are Christians, while most of those who identify themselves as Hausa say they are Muslims. In Chad, nearly all those who call themselves Arabs say they are Muslims, while nearly all who identify as Sara say they are Christians.

Ethnicity/Tribal Background In Countries with a Roughly Even Mix of Christians and Muslims

	<u>Christian</u>	<u>Muslim</u>	<u>Other</u>	<u>N</u>
Chad	%	%	%	
Arab	1	99	0=100	252
Sara	91	4	5=100	211
Mayo-Kebbi	67	14	19=100	209
Kanem-Bornou	1	99	1=100	178
Guinea Bissau				
Balanta	97	2	1=100	210
Mandinka	2	98	0=100	186
Nigeria				
Hausa	4	96	0=100	495
Igbo	96	1	3=100	278
Yoruba	45	54	2=100	327
Tanzania				
Msukuma	75	13	13=100	197

Q102. Which (ethnic/racial/tribal/nationality) group do you belong to?

Note: Results are shown for some of the larger ethnic/tribal groups in each country. More detailed tribal/ethnic breakdowns for other countries are available in the topline.

At the same time, other ethnic and tribal groups appear to be religiously mixed. Some of these results are compiled in the table to the left. For more details, see Question No. 102 in the survey topline. Note that the question about ethnicity was omitted in Rwanda, where it remains a highly sensitive subject since the 1994 genocide.

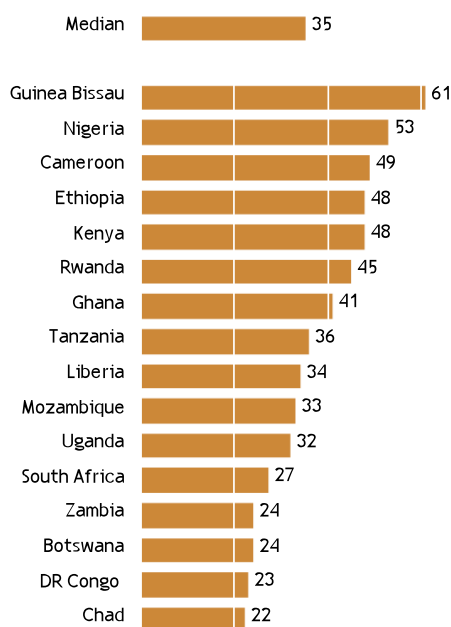
Views of Muslims and Christians

The survey included a battery of questions asking all respondents whether they associate eight value-laden words – including positive terms such as honest and negative terms such as selfish – with Christians and Muslims. In nearly every country surveyed, large majorities express generally positive views of Christians. And majorities in every country express either positive or mixed views of Muslims, with far fewer expressing negative views. Muslims are widely seen as devout, honest and respectful of women, and Christians are widely seen as tolerant, honest and respectful of women. By contrast, fewer see Muslims and Christians as violent, selfish, immoral or arrogant.

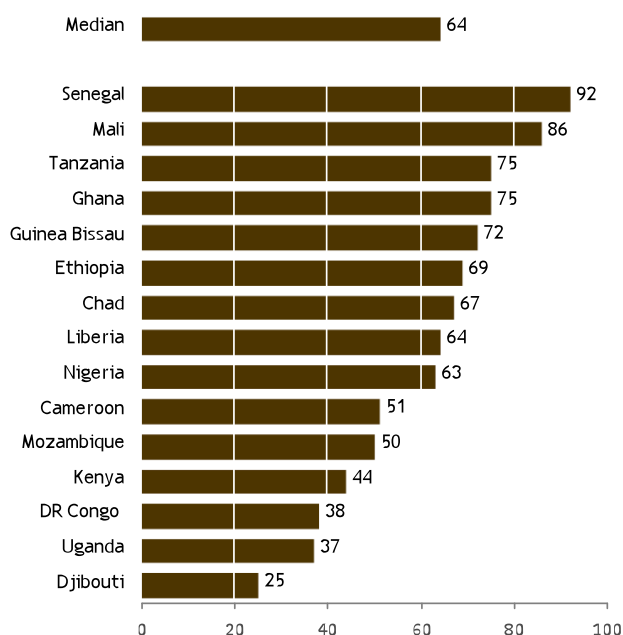
A combined score was computed by assigning a score of 1 for each affirmative response to a positive attribute (i.e., saying that Christians or Muslims are honest, devout, tolerant or respectful of women) and each negative response to a negative attribute (i.e., saying that Christians or Muslims are not violent, selfish, immoral or arrogant). Conversely, a score of -1 was assigned for each negative response to a positive attribute and each positive response to a negative attribute. A score of 0 was assigned for each "don't know/refused" response. These individual scores were then added to derive the total for each respondent. The resulting scale ranges from -8 at the negative end to 8 at the positive end. For analytical purposes, the scale is divided into three categories: scores of -8 to -3 reflect negative views, scores of -2 to 2 reflect mixed views, and scores of 3 to 8 reflect positive views.

Christian and Muslim Views of Each Other

% of Christians expressing overall positive views of Muslims



% of Muslims expressing overall positive views of Christians



But the survey also shows that Muslims are more positive in their views of Christians than Christians are in their views of Muslims. Strong majorities of Muslims in nine of the countries surveyed express positive views of Christians. But Guinea Bissau is the only country where a significant majority of Christians express overall positive views of Muslims.

In 10 countries, upwards of four-in-ten Christians associate the term “violent” with Muslims. This includes roughly six-in-ten or more Christians in Cameroon (57%), Ghana (61%) and Chad (70%). By contrast, less than three-in-ten Muslims in most countries surveyed say they see Christians as violent.

Christianity and Islam Seen as Very Different

In most countries surveyed, far more people say that Christianity and Islam are very different than take the view that the two faiths have a lot in common. Interestingly, Muslims who live in predominantly Christian countries see far more commonality between the two faiths than do their Christian compatriots.

Many Muslims and Christians express uneasiness about interfaith marriages, with half or more Christians in eight countries and upwards of half of Muslims in 12 countries saying they would not be comfortable if a child of theirs were to marry someone from the opposite faith. Interestingly, even though Muslims tend to be more positive in their views of Christians than Christians are of Muslims, Muslims are less likely than Christians to say they would be comfortable with a child marrying someone from the other faith.

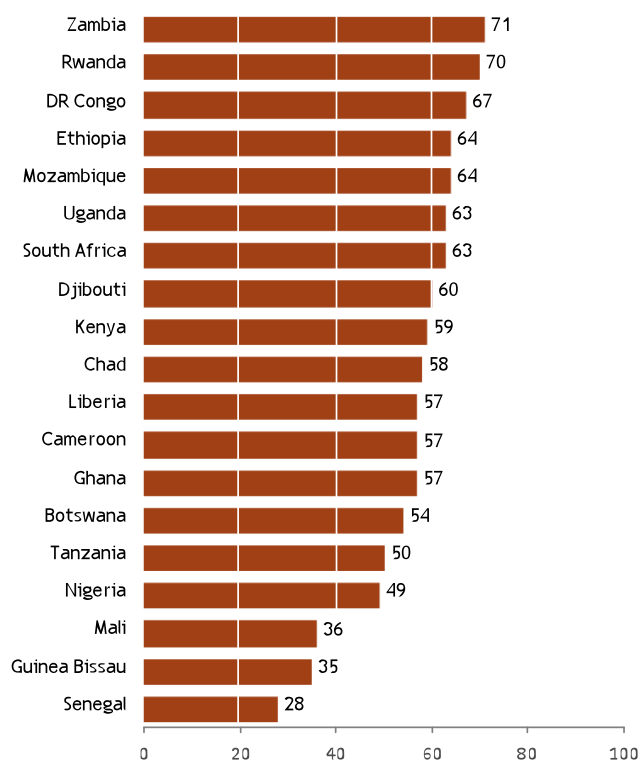
Many Say Islam and Christianity Are Very Different

% saying Christianity and Islam are “very different”

Median results:



Among general population in...



Q21. From what you know, do you think that the Muslim religion and the Christian religion have a lot in common, or do you think that the Muslim religion and the Christian religion are very different?

Perceptions of Government Treatment of Muslims and Christians

On the whole, Christians and Muslims give their governments high marks for treating both religious groups fairly. In 17 of 19 countries, majorities of those surveyed say that Muslims are never or “not too often” treated unfairly by the government. And in all but one country (Guinea Bissau), majorities say that Christians are rarely or never mistreated by the government.

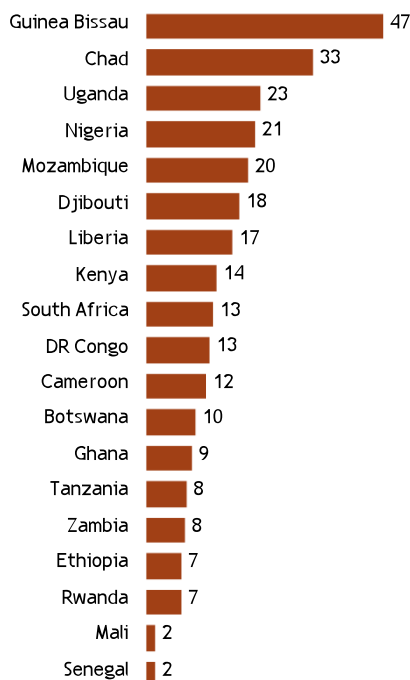
In three of the four countries with a roughly even mix of Christians and Muslims, more Christians than Muslims say the government sometimes treats Christians unfairly. Conversely, in most of the predominantly Christian countries where comparisons can be made, more Muslims than Christians say that Muslims are sometimes treated unfairly by the government.

Q92. How often are Muslims treated unfairly by the government in our country? Very often, somewhat often, not too often, or never?

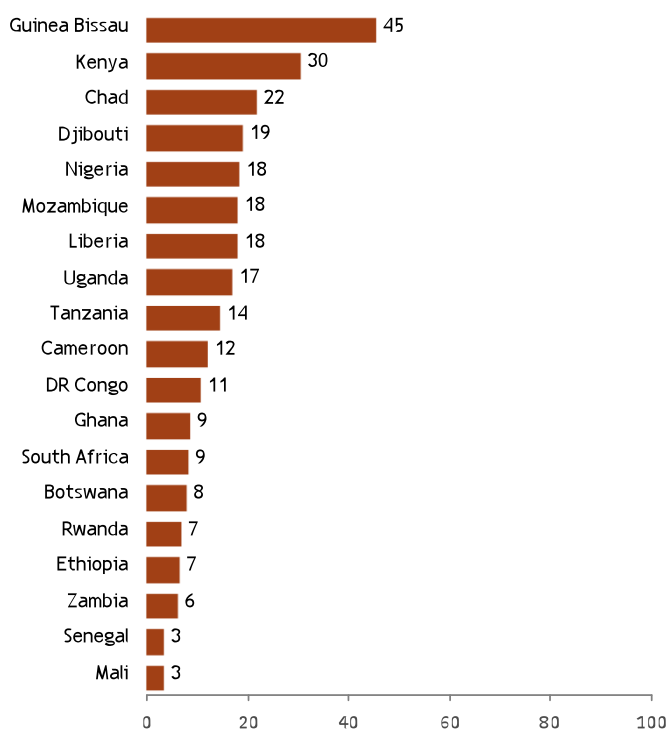
Q93. How often are Christians treated unfairly by the government in our country? Very often, somewhat often, not too often, or never?

Perceptions of Government Treatment of Religious Groups

% saying Christians are treated unfairly very or somewhat often



% saying Muslims are treated unfairly very or somewhat often



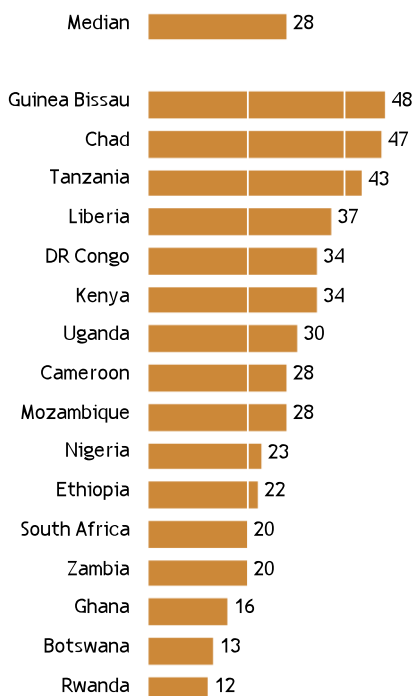
Perceptions of Anti-Muslim and Anti-Christian Hostility

Most people do not perceive widespread hostility between Christians and Muslims in their country. In all the countries surveyed except Guinea Bissau, far more people say that very few or just some Christians are hostile toward Muslims than say that many or most Christians are hostile toward Muslims. Similarly, in 18 of the 19 countries (all except Guinea Bissau), more people say that very few or just some Muslims are hostile toward Christians than say that many or most Muslims are hostile toward Christians.

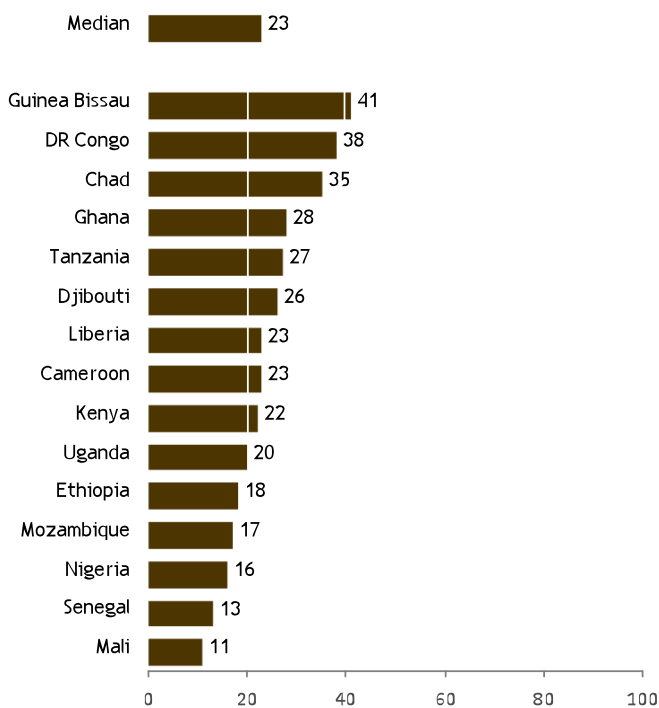
In several countries, however, more than a third of Christians say that Christians face hostility from many or most Muslims in their country; these countries include Guinea Bissau (where 48% of Christians say this), Chad (47%), Tanzania (43%), Liberia (37%), the Democratic Republic of the Congo (34%) and Kenya (34%). And in Guinea Bissau, the Democratic Republic of the Congo and Chad, upwards of a third of Muslims say that many or most Christians are hostile toward Muslims.

Perceptions of Hostility

% of Christians saying most/many/all Muslims are hostile toward Christians



% of Muslims saying most/many/all Christians are hostile toward Muslims



Q90. In your opinion, how many Christians in our country do you think are hostile toward Muslims? Would you say most, many, just some, or very few?

Q91. In your opinion, how many Muslims in our country do you think are hostile toward Christians? Would you say most, many, just some, or very few?

People throughout the region generally see conflict between religious groups as much less of a problem than unemployment, crime or political corruption. Nevertheless, sizable numbers (20% or more) of people in most countries surveyed see conflict between religious groups as a very big problem. And in four countries, roughly half or more of the population sees religious conflict as a very big problem. These countries include Nigeria, Rwanda (58% each), Djibouti (51%) and the Democratic Republic of the Congo (48%). In many countries, the concern about religious conflict tracks rather closely with people's concerns about ethnic conflict.

Top National Problems

% citing issue as very big problem

	Religious conflict	Ethnic conflict	Crime	Corrupt political leaders	Unemploy- ment
	%	%	%	%	%
Rwanda	58	70	78	75	85
Nigeria	58	48	79	81	89
Djibouti	51	56	65	61	70
DR Congo	48	65	86	77	83
Mali	46	47	84	72	90
Liberia	43	43	86	80	87
Chad	42	38	80	54	78
Guinea Bissau	34	36	81	69	89
Kenya	29	60	79	85	95
Cameroon	28	30	82	74	91
Ghana	26	43	74	71	84
Mozambique	25	33	69	72	80
Uganda	25	34	68	72	81
Tanzania	24	21	68	71	82
Senegal	24	18	84	71	96
Ethiopia	19	23	30	40	70
South Africa	19	24	87	67	92
Zambia	7	7	62	74	93
Botswana	6	6	72	21	84

Q8a-e. Here is a list of things that may be problems in our country. As I read each one, please tell me if you think it is a very big problem, a moderately big problem, a small problem, or not a problem at all: Crime; Conflict between religious groups; Corrupt political leaders; Conflict between ethnic groups; Unemployment.

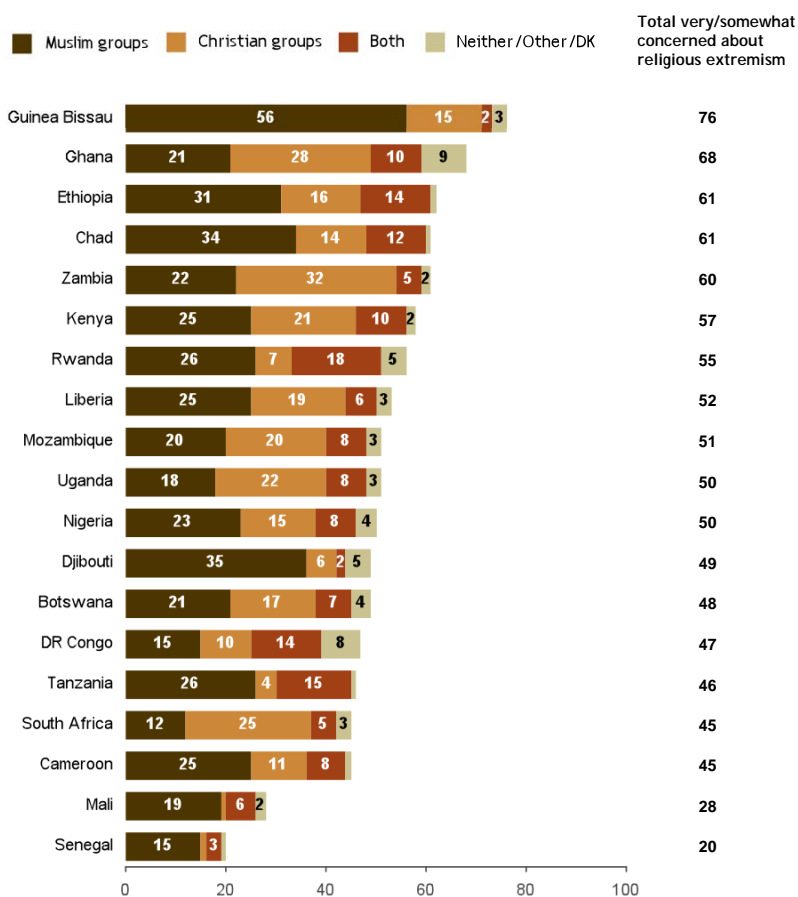
Concern Over Religious Extremism

Many people express concern over religious extremism in their country. In 17 of the 19 countries surveyed, 40% or more of the population says they are somewhat or very concerned about religious extremism within their country's borders.

The concern about religious extremism follows a striking pattern. In countries with the highest concentrations of Muslims – including all three predominantly Muslim countries, the four countries where there is a roughly even religious mix and three of the four countries that have a large Muslim minority – concern over Muslim extremism clearly outweighs concern over Christian extremism. By contrast, in five of the eight countries with small Muslim minorities, concern about Christian extremism rivals or exceeds concern about Muslim extremism. In Ghana, South

Africa and Zambia, for instance, there is significantly more concern over Christian extremism than over Muslim extremism. And in many countries, sizable numbers express concern about both Muslim and Christian extremism. This indicates that many people throughout the region perceive and worry about extremist tendencies within their own faith.

Many Concerned About Religious Extremist Groups
% mostly concerned about...

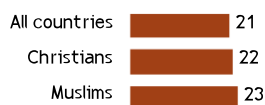


Q86, 87. How concerned, if at all, are you about extremist religious groups in our country these days? Are you very concerned, somewhat concerned, not too concerned, or not at all concerned about extremist religious groups in our country these days? (ASK IF VERY/SOMEWHAT CONCERNED) And are you mostly concerned about Muslim extremist groups or Christian extremist groups?

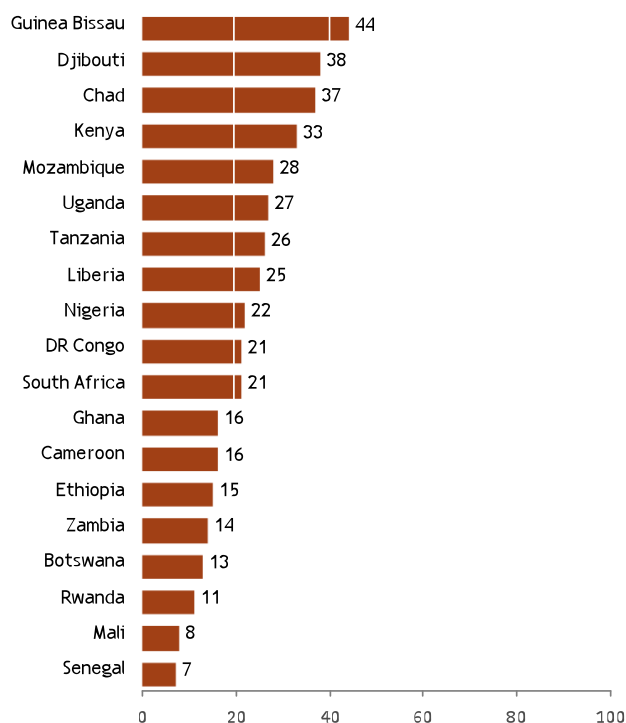
In more than half of the countries surveyed, upwards of one-in-five people perceive that large numbers of Muslims in their nation support extremist groups like al-Qaeda. In most countries Christians and Muslims are roughly similar in their estimations of the degree of Muslim support for al-Qaeda and other extremist groups. In Ghana, however, Muslims are almost three times more likely than Christians to say that al-Qaeda has substantial support among Muslims in their country (36% vs. 13%). In Chad, Guinea Bissau and Tanzania, more Christians than Muslims say that there is substantial support for al-Qaeda among Muslims in their nation.

Perceptions of Muslim Support for Al-Qaeda % saying most/many/all Muslims in their country support Islamic extremists like al-Qaeda

Median results:



Among general population in...



Q89. In your opinion, how many Muslims in our country support Islamic extremists like al Qaeda – would you say most, many, just some, or very few?

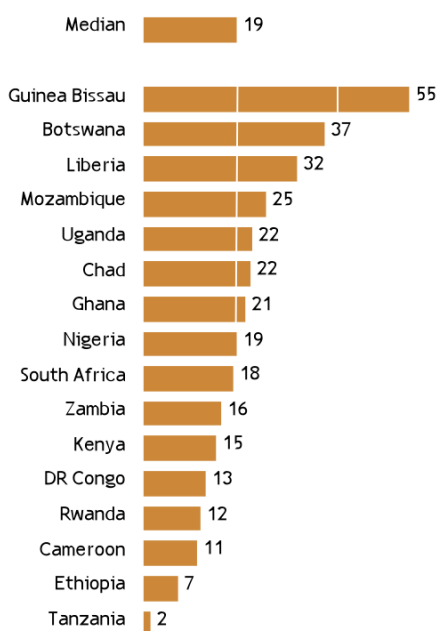
Violence in Defense of Religion

In most of the countries surveyed, majorities say violence against civilians in defense of one's religion is rarely or never justified. However, substantial minorities (20% or more of the population) in many countries consider violence in defense of one's religion to be sometimes or often justified. And in Djibouti and Guinea Bissau, about half the population says violence against civilians can at least sometimes be justified.

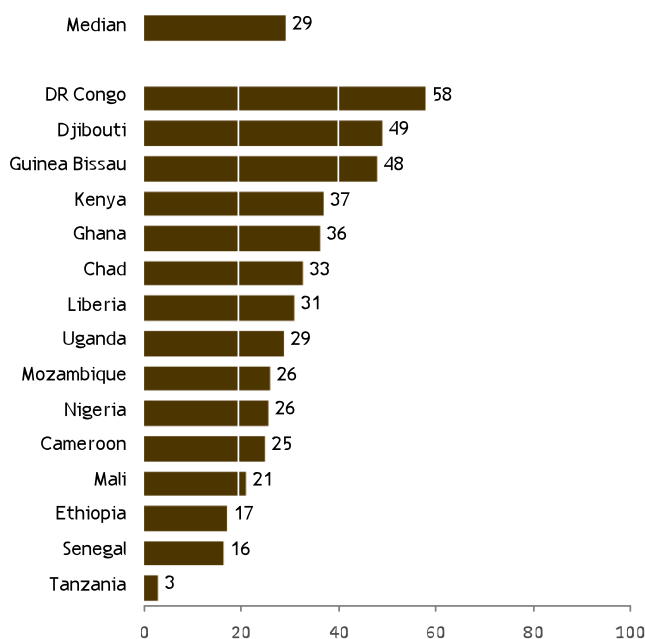
In seven countries where comparisons are possible, Muslims are more likely than Christians to say violence is justified. In the Democratic Republic of the Congo, for example, a majority of Muslims (58%) and just one-in-eight Christians (13%) consider violence against civilians in defense of one's religion to be justified at least some of the time. In the other five countries where comparisons are possible, there are no significant differences between Christians and Muslims.

Justification of Violence in Defense of Religion

% of Christians saying use of violence against civilians can be often/sometimes justified



% of Muslims saying use of violence against civilians can be often/sometimes justified



Q88. Some people think that the tactic of using arms and violence against civilians in defense of their religion is justified. Other people believe that, no matter what the reason, this kind of violence is never justified. How about you? Do you personally feel that the tactic of using arms and violence against civilians in defense of your religion can be often justified, sometimes justified, rarely justified, or never justified?

Chapter 5: Religion and Society

Across the sub-Saharan region, large numbers of Christians and Muslims alike express strong support for democracy as well as for religious freedom. At the same time, there is strong backing among both groups for government based on the Bible or sharia law. And sizable numbers, especially among Muslims, support the application of criminal sanctions such as whipping or cutting off the hands of people who commit theft or robbery.

People in the region hold very conservative views on issues such as abortion, homosexuality and prostitution. Majorities in nearly every country surveyed say Western music, movies and television have hurt morality in their nation. At the same time, however, majorities in most countries say they personally like Western entertainment.

Those living in the region generally support the right of religious leaders to speak out on political questions. Most people are comfortable with having political leaders who do not share their faith, but large majorities in nearly every country say it is important to them that their political leaders have strong religious beliefs.

Views on whether women should have equal access to jobs or serve in religious leadership roles are somewhat divided along religious lines, with Muslims in some countries being less supportive than Christians of women's rights in these areas. Men are also less supportive than women in some countries.

Many people in sub-Saharan Africa believe they do not have much say in what their government does, and most express dissatisfaction with the way things are going in their country. In 14 of the 19 countries, clear majorities of those surveyed express dissatisfaction with the way things are going. In particular, sub-Saharan Africans commonly cite unemployment as a big problem, and many people in the region say they have had trouble affording food and other basic necessities. Nevertheless, sub-Saharan Africans are at least as likely as people in any other region of the world to say their lives have improved over the last five years, and they are more likely than people in other regions to express optimism about the future.

Support for Democracy and Religious Freedom

Large numbers of people throughout the region express strong support for democracy. Asked whether democracy is preferable to any other kind of government or whether “in some circumstances, a nondemocratic government can be preferable,” strong majorities in every country choose democracy. In most places, there is no significant difference between Muslims and Christians on this question. Support for democracy stands at 80% or higher in Ghana, Rwanda, Botswana, Senegal and Kenya, and is lowest in the Democratic Republic of the Congo, Mozambique and South Africa, where about six-in-ten express support.

In every country, regardless of its religious makeup, roughly two-thirds or more of the people surveyed believe that followers of religions different from their own are very free to practice their faith, and most people view this as a good thing. This pattern holds true among both Muslims and Christians.

At the same time, the survey finds substantial support among Muslims and Christians alike for basing civil law on the Bible or sharia law. Although this may simply reflect the importance of religion in the region, it is nonetheless striking that in 13 of 16 countries with a sufficient number of Christians to analyze, half or more Christians favor making the Bible the official law of the land. And in 12 of 15 countries where analysis of the Muslim population is possible, half or more of Muslims favor establishing sharia, or Islamic law, in their countries. Support for religiously based civil law is highest, at roughly eight-in-ten, among Muslims in Djibouti (82%) and among Christians in Zambia (77%). Significant minorities of Christians in 15 countries and at least half of Muslims in every country also support allowing leaders and judges to use their religious beliefs when deciding family and property disputes.

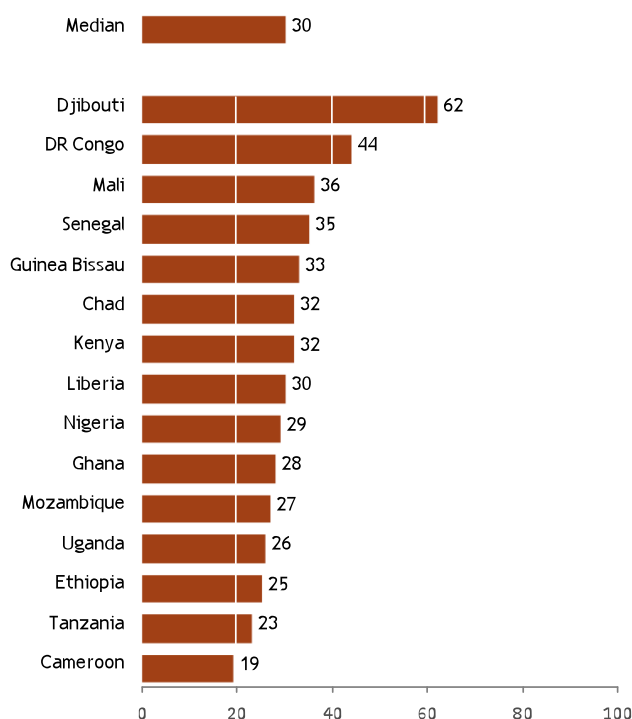
In the three predominantly Muslim nations surveyed (Djibouti, Mali and Senegal) as well as in Guinea Bissau, most Muslims express support for severe corporal punishments such as whippings and cutting off of hands for crimes such as theft and robbery. In most of the other countries surveyed, between one-third and one-half of Muslims agree with this position. Significant numbers of Muslims (roughly a third or more in 13 countries) also favor stoning people who commit adultery. In nearly all countries (with the exception of Guinea Bissau), far fewer Christians express support for these kinds of punishments.

In every country that has a substantial Muslim population, roughly one-in-five or more Muslims favor the death penalty for people who leave Islam. Support for capital punishment for those who leave Islam is highest in Djibouti (62%).

In total, the survey included four items related to religiously based jurisprudence (making the Bible or sharia the law of the land; punishments like whippings and cutting off hands for crimes such as theft and robbery; stoning people who commit adultery; and allowing religious judges to settle disputes). Combining these four items into a scale provides a sense of the overall level of support for making religious law the basis of civil law. Overall, Muslim support for these measures is higher than Christian support in nearly all of the countries where comparisons are possible; Guinea Bissau is the lone exception. In most of the countries surveyed, however, at least one-in-ten Christians express high or very high support for making religious law the basis of civil law, including more than a third of Christians in Guinea Bissau.

Support for Death Penalty for Those Who Leave Islam

% of Muslims saying they favor death penalty for those who leave Islam

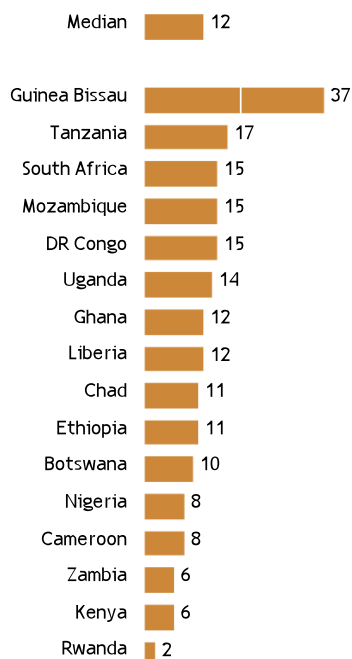


Q95c. *And do you favor or oppose the following? The death penalty for people who leave the Muslim religion.*

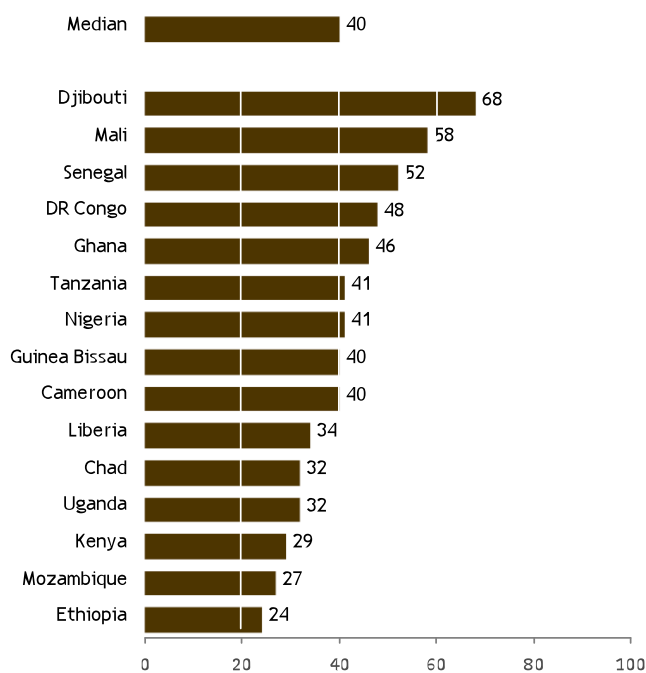
Based on Muslims.

Support for Religious Jurisprudence

% of Christians reporting high levels of support for religious jurisprudence



% of Muslims reporting high levels of support for religious jurisprudence



Index is a count of the number of "favor" responses given in response to Q94a-d/Q95a,b,d, and e (Support for Biblical/sharia law, having religious judges decide civil disputes, corporal punishment for criminals, and death penalty for adultery). Index ranges from 0-4. Scores of 3 or 4 are considered high. (Total alpha=.66; Among Christians, alpha=.51; Among Muslims, alpha=.74; Despite the low alpha for Christians, they are included here for comparison with Muslims.)

Religion and Politics

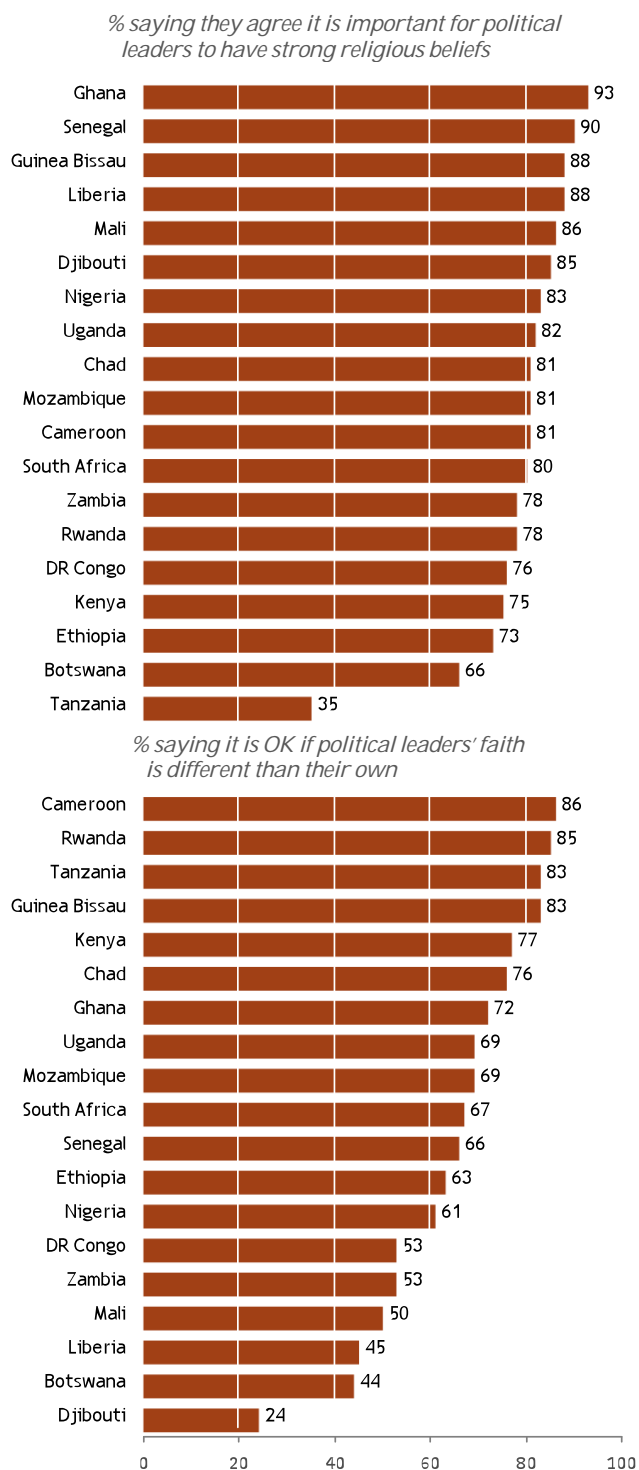
A majority of the population in most countries surveyed support the right of religious leaders to express their views on political questions. In most countries, there are few differences between Muslims and Christians on this question. In Nigeria, for example, two-thirds of the population (67%), including roughly equal numbers of Christians and Muslims, welcome such expressions from religious leaders. The only country where a clear majority (63%) opposes religious leaders involving themselves with political issues is Ethiopia, with opposition among Christians running especially high (67%).

Large majorities in nearly every country say it is important to them that their political leaders have strong religious beliefs. In fact, in 12 of the 19 countries surveyed, at least eight-in-ten people take this view. At the same time, majorities of respondents in most countries surveyed say it is all right if their political leaders are from a religion different than their own.

Q14. And how do you feel about this statement: It's important to me that political leaders of our country have strong religious beliefs. Do you completely agree, mostly agree, mostly disagree, or completely disagree with it?

Q15. And would it be OK with you if the political leaders of our country have a different religion than yours, or do you only want political leaders who share your religion?

Most Want Political Leaders With Strong Religious Beliefs, Comfortable if Leaders' Faith Is Different than Their Own



Traditional in Morality as well as Religion

African Muslims and Christians see a close relationship between religion and morality, with at least two-thirds of the population in most countries saying it is necessary to believe in God in order to be moral and have good values. At least three-in-four people in nearly every country believe there are clear and absolute standards of right and wrong. Tanzania and Ethiopia are the only exceptions, and even there more than two-thirds of the population believes in absolute standards.

Majorities in almost all the countries surveyed believe that Western music, movies and television have hurt morality in their nation. South Africa and Guinea Bissau are the only countries where less than half take this view. At the same time, however, a majority of people in 15 of the 19 countries say they personally like Western entertainment. And in nine countries, people are more inclined to say there is not a conflict between being a devout religious person and living in modern society than to say there is such a conflict. By contrast, there are only four countries where the reverse is true; opinion on this issue is evenly divided in the remaining six countries.

On social issues, Christians and Muslims alike express very strong opposition to abortion, prostitution, suicide and homosexual behavior, with nine-in-ten or more in many countries calling these practices morally wrong. Large majorities in nearly every country express opposition to sex between unmarried people, and substantial numbers (roughly four-in-ten or more) in every country say that AIDS is God's punishment for immoral sexual behavior. Majorities in most countries oppose drinking alcohol; opposition is especially strong among Muslims. Divorce is also widely seen as morally wrong. In many countries, opposition to divorce is particularly strong among Christians.

There are pronounced differences between Christians and Muslims on polygamy, with Muslims being much more amenable to the practice than Christians. In Nigeria, for example, nearly three-quarters of Muslims (72%) say it is morally acceptable or not a moral issue for a man to have multiple wives, while just one-in-five Christians (20%) agree.

Gender Issues and the Role of Women

The practice of female circumcision (also known as female genital cutting) is most common in the predominantly Muslim countries of Mali and Djibouti (where 79% and 59% of Muslim parents, respectively, say they have had their daughters circumcised). And in Chad, Guinea Bissau, Liberia and Ghana more Muslims than Christians say they have had a daughter circumcised. However, the practice is not very common in predominantly Muslim Senegal (4%).¹ In Ethiopia, Nigeria, Tanzania and Kenya, roughly equal percentages of Christians and Muslims say they have had a daughter circumcised. And in Uganda, more Christians than Muslims say they have had a daughter circumcised (15% vs. 6%).

On the question of working women, Muslims in five countries are more likely than Christians to say that when jobs are scarce, men should have more right to a job than women. There also are some significant gender differences on this question. Men are more likely than women to share this view in 11 of the 19 countries; in the other countries surveyed, there are no significant differences between men and women on this question.

In 10 of the 15 countries with large enough Muslim samples to analyze, half or more of Muslims say that women should not have the right to decide whether to wear a veil, saying instead that this issue should be up to society as a whole. Looking at gender differences, more Muslim men than women say that society should decide whether or not women should wear the veil in five out of 10 countries where gender comparisons are possible. In predominantly Muslim Senegal, however, a majority of Muslims say women should be able to make this decision themselves.

	Muslim Views on Veiling		
	<i>Women should...</i>		
	NOT have the right to decide whether to wear a veil	Have the right to decide if they wear a veil	Neither/Both/DK/Ref
	%	%	%
Nigeria	64	30	6=100
Cameroon	64	33	4=100
Ethiopia	63	34	3=100
DR Congo	58	29	13=100
Kenya	58	41	2=100
Mozambique	58	40	3=100
Uganda	58	40	3=100
Chad	57	39	4=100
Ghana	53	33	14=100
Tanzania	52	47	1=100
Mali	47	42	11=100
Liberia	47	43	10=100
Guinea Bissau	42	38	20=100
Djibouti	38	48	14=100
Senegal	35	58	7=100

Q59d. Now I'm going to read you two statements. Please tell me whether the FIRST statement or the SECOND statement comes closer to your own views — even if neither is exactly right. (READ STATEMENTS) (SHOW CARD) 1 - Women should have the right to decide if they wear a veil OR 2 - Women should not have the right to decide whether to wear a veil — society should decide.

¹ This low nationwide figure may mask very large regional variations within Senegal. According to data compiled by the Population Reference Bureau, the incidence of female genital cutting within Senegal varies from a low of 1.8% to a high of 93.8% depending on the region of the country.

Views on whether women should be allowed to serve in religious leadership roles are clearly divided along religious and gender lines. Christians in most countries are much more supportive than Muslims of women serving as religious leaders, and in 12 of the 19 countries men are less likely than women to say women should serve in leadership roles.

Affordability of Food, Medicine and Clothing

Unemployment is commonly cited as a very important problem by people living in sub-Saharan Africa. And across the region, many people report struggling to afford life's basic necessities. Half or more of respondents in 12 of the countries surveyed say there have been times in the last year when they have been unable to afford food, and half or more of respondents in 13 countries say the same for clothing. Likewise, half or more of the population in 12 countries say there have been times when they were unable to afford medical care. Even in South Africa – one of the wealthiest countries surveyed – roughly half say that at one time or another in the last year they have been unable to afford food (53%), medical services (51%) and clothing (52%).

In Nigeria and Tanzania, more Muslims than Christians report having faced such hardships. By contrast, financial struggles are more common among Christians than Muslims in Chad, Cameroon, Liberia and the Democratic Republic of the Congo.

Large majorities in every country agree that it is the responsibility of the government to take care of the poor and needy. In fact, in 13 of the countries surveyed, six-in-ten or more respondents say they completely agree that the government is responsible for caring for the poor.

Support for Restricting Religious Leadership Roles to Men

% agree that only men should be allowed to serve

	Among Christians	Among Muslims	Difference b/w Muslims and Christians
	%	%	%
Ghana	18	73	+ 55
Liberia	18	62	+ 44
Uganda	24	68	+ 44
Kenya	20	63	+ 43
Cameroon	50	83	+ 33
Tanzania	37	68	+ 31
Chad	54	80	+ 26
Nigeria	42	67	+ 25
DR Congo	59	73	+ 14
Ethiopia	69	83	+ 14
Guinea Bissau	49	60	+ 11
Mozambique	34	36	+ 2

Q59c. Now I'm going to read you two statements. Please tell me whether the FIRST statement or the SECOND statement comes closer to your own views – even if neither is exactly right. 1 - Women should be allowed to serve in religious leadership roles, such as pastor, priest or imam OR 2 - Only men should be able to serve in religious leadership roles, such as pastor, priest or imam.

Current Life Satisfaction, Progress and Optimism

Compared with people surveyed in 2007 in other regions of the world, somewhat fewer sub-Saharan Africans today indicate they are highly satisfied with their lives. When asked to place themselves on a “ladder of life,” where zero reflects the worst possible life and 10 represents the best possible life, fewer than half of the respondents in every country surveyed give their lives a high rating (7 or higher on the scale).

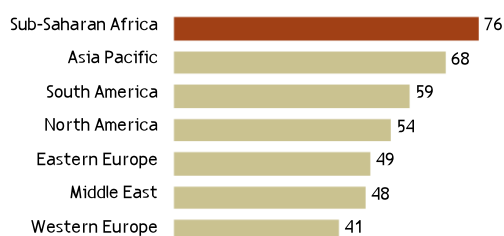
This does not mean, however, that sub-Saharan Africans rate their life satisfaction as uniformly low (0-3 on the scale). Indeed, in most countries surveyed, the bulk of the respondents are in the middle range on life satisfaction (4-6).

Despite their middling levels of satisfaction with their lives, roughly half or more of the respondents in 10 of the 19 countries say that their lives are better today than five years ago. This includes upwards of two-thirds of the population in Chad (73%) and Nigeria (67%). People living in sub-Saharan Africa are somewhat more likely to see progress than people in some other parts of the world. The median response for the 19 sub-Saharan African countries surveyed is 48%, which is somewhat higher than the 2007 median responses in the Middle East (34%), Western Europe (39%), Asia-Pacific (39%) and Eastern Europe (41%).

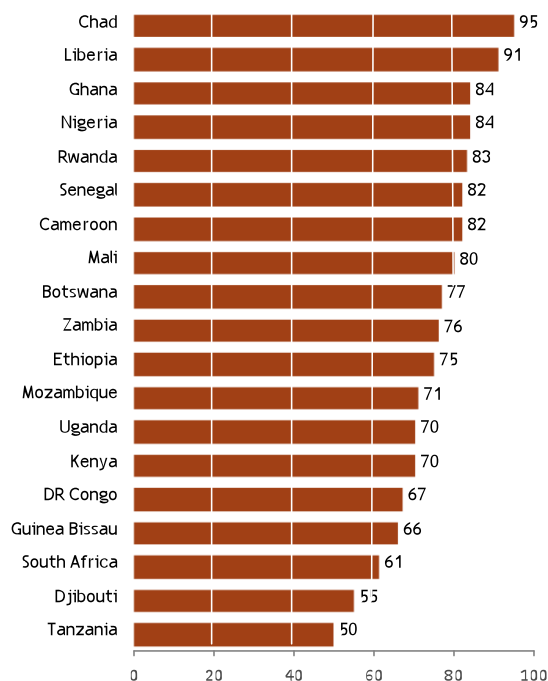
Many Are Optimistic About the Future

% who say their lives will be better in five years

Median among countries in...



Among general population in...



Q2, 4. Here is a ladder representing the “ladder of life.” Let’s suppose the top of the ladder represents the best possible life for you; and the bottom, the worst possible life for you. On which step of the ladder do you feel you personally stand at the present time? (SHOW 0-10 CARD) Just your best guess, on which step do you think you will stand in the future, say five years from now? (SHOW 0-10 CARD). Source for data from non-African nations: Pew Global Attitudes Project 2007 survey.

Not only do many sub-Saharan Africans say that their lives have improved in recent years, at least half in every country surveyed express optimism about the future. In fact, in 17 of the 19 countries, upwards of six-in-ten respondents say their lives will be better in the future. This includes more than nine-in-ten respondents in Liberia (91%) and Chad (95%), and at least eight-in-ten respondents in Mali (80%), Cameroon, Senegal (82% each), Rwanda (83%), Nigeria and Ghana (84% each).

Among the publics surveyed in sub-Saharan Africa, the median expressing optimism about the future is 76%, which is considerably higher than the median for Western Europe (41%), the Middle East (48%), Eastern Europe (49%), North America (54%) and South America (59%). For the most part, a similar proportion of Muslims and Christians report progress in their lives and optimism about the future.

Appendix A: Glossary of Terms

This glossary includes a brief definition of selected terms found in the report and topline.

African Independent Churches

Christian churches in sub-Saharan Africa that developed and function outside the control of Western missions or churches. Some AICs (also called African Initiated, Indigenous or Instituted Churches) incorporate aspects of traditional African religions, including revelatory dreams and visions, healing practices and belief in a spirit world.

Ahmadi or Ahmadiyya

A religious movement that emerged in India in the late 19th century around Mirza Ghulam Ahmad (1835-1908). Many of his followers believe he was a *mujaddid* (reformer) who showed the way to revive and restore Islam. But mainstream Muslims do not accept some Ahmadi teachings, and the Ahmadi community has faced governmental and societal persecution in some countries.

Caliphate

The line of Muhammad's successors as the temporal and spiritual leaders of Islam after his death in the 7th century. The caliphate existed in one form or another from 632 until 1924, when the Ottoman caliphate officially ended. The desire of many Muslims for a restoration of the caliphate reflects their yearning for the "golden age" of Islamic rule. In some quarters, the restoration of the caliphate is synonymous with the imposition of strict Islamic law and governance.

Charismatic

A Christian who practices the gifts of the Holy Spirit, such as speaking in tongues, but is not a member of a pentecostal denomination. Most charismatics belong to Catholic, Orthodox, mainline Protestant or evangelical Protestant denominations.

Ethiopian Orthodox Church

One of the world's oldest churches, with its own liturgical language, hymns and calendar. It was under the oversight of Egyptian (Coptic) bishops until 1959, when it came under an Ethiopian patriarch. In contrast with the Roman Catholic Church, the EOC affirms the indivisibility of the human and divine natures of Christ, a doctrine known as *Tewahedo*. The EOC also retains some Old Testament traditions. The inner sanctuary of Ethiopian Orthodox churches, for example, contains a *Tabot*, a replica of the Jewish tablets of the law.

Evil Eye

The belief that certain people can cast curses or spells that cause harm.

Hajj

The pilgrimage to Mecca and its associated rituals. It is one of the five main tenets or pillars of Islam, and all Muslims who are physically and financially able to make the pilgrimage have a religious duty to do so at least once.

Juju

The belief that certain objects, such as charms or amulets, are associated with supernatural powers. The objects, which are usually small and may be worn or carried, often are meant to protect the user. But the use of juju (from the French *joujou*, or toy) can be either benevolent or malevolent.

Lent

An annual period of fasting and penitence observed by Christians in preparation for Easter.

Mahdi

The Guided One, who will rule on earth shortly before the day of resurrection or judgment. Many Muslims believe the Mahdi will rid the world of error, corruption and injustice.

Pentecostal

A Christian who belongs to a denomination or independent church that emphasizes the gifts of the Holy Spirit, including speaking in tongues and direct receipt of divine prophecy. These experiences are seen as evidence of the baptism of the Holy Spirit.

Ramadan

The ninth month of the Muslim lunar calendar, marked by daytime fasting to commemorate the revelation of the Koran, the Muslim holy book.

Salah or Salat

Formal prayers performed by adult Muslims five times a day.

Shia

One of the two main branches of Islam. The name is a shortened form of the historical term *Shia-t-Ali*, or “party of Ali,” and refers to one of the factions that emerged from a dispute over leadership succession soon after the death of the Prophet Muhammad in 632. Over time, the political divide between Shia and Sunni Muslims broadened to include theological distinctions and differences in religious practice.

Speaking in tongues

Also known as *glossolalia*, an ecstatic form of Christian worship or prayer using unintelligible speech that is considered a gift of the Holy Spirit. Some Pentecostals and charismatics also believe in another form of speaking in tongues, called *Xenolalia*, in which believers are miraculously gifted with the use of foreign languages they could not otherwise speak.

Sufi

A mystical movement in Islam that encompasses a set of rituals, such as euphoric worship, as well as certain beliefs, such as the existence of saints and the possibility of gaining direct knowledge of God. Today, Sufism is organized into orders, called *Tariqas*, each grouped around a spiritual leader or *Shaykh*.

Sunni

The other main branch of Islam. Sunni Muslims make up at least 85% of the world's Muslim population. The name comes from *Ahl al-Sunna*, or "people of the Sunna," and refers to established norms for Muslim conduct based on the sayings and actions of Muhammad.

Tithing

The practice among Christians of giving a tenth of one's income to support the church.

Zakat

The religious duty of Muslims to give a portion of their wealth or income to charity. This is one of the five main tenets or pillars of Islam.

Appendix B: Religious Demography of Sub-Saharan Africa

This appendix provides statistical estimates for the distribution of Christians, Muslims and other religious groups in the 19 countries surveyed by the Pew Research Center's Forum on Religion & Public Life. In addition to the Pew Forum's 2009 data, results are shown from national censuses, demographic and health surveys, and other general population surveys.

Sources

National censuses are the best starting point for the distribution of religious adherents because they generally cover the entire population. Some censuses, such as South Africa's, even provide layers of detail under the major religious traditions. Censuses, however, can be affected by methodological decisions, political bias and social concerns that affect how the data are managed and whether respondents feel free to be truthful.

In the absence of reliable census data on religion, Demographic and Health Surveys (DHS)¹ provide nationally representative data on religion that is highly regarded by experts. The DHS usually sample at least 7,000 households and are often repeated at multiple time points. The DHS generally survey people ages 15 to 49 and oversample (and sometimes only sample) women. This is a limitation, since religious adherence differs, albeit slightly, by sex and age.

General population surveys such as those by the Pew Global Attitudes Project and Afrobarometer also provide valuable information on the percentage of the population belonging to major religious groups.² Because general population surveys typically involve 1,000 to 2,000 respondents, however, they cannot provide accurate detail on the size of small religious groups.

Readers should note that the Pew Forum's Africa survey was not designed to provide the level of demographic detail and precision possible in a census or very large sample survey. Nonetheless, survey results are presented on the general religious makeup of each country. Given the limited sample size and coverage of the surveys, these findings should be viewed as broad approximations.

¹ The MEASURE DHS (Demographic and Health Surveys) project has provided technical assistance to more than 240 surveys in 84 countries since 1984. DHS is funded by USAID and other donors and collects and disseminates nationally representative demographic and health data (www.measuredhs.com).

² The Afrobarometer survey is coordinated by the Institute for Democracy in South Africa, the Ghana Center for Democratic Development, the Institute for Empirical Research in Political Economy in Benin and Michigan State University. The 2008 round of the Afrobarometer survey included surveys in 19 countries. It was funded by the Canadian International Development Agency, the U.K. Department for International Development, the Royal Danish Ministry of Foreign Affairs, the Swedish International Development Cooperation Agency and the U.S. Agency for International Development (<http://afrobarometer.org/index.html>).

Estimates of the Religious Makeup of 19 Sub-Saharan African Countries From Various Sources					
	Pew Forum	Census	DHS	Afrobarometer	Pew Global Attitudes Project
Botswana	2009	2001		2008	
Christian	87	72		70	
Muslim	2	<1		1	
Other/None	11	28		29	
Cameroon	2009	1964	2004		
Christian	80	69	70		
Muslim	16	2	18		
Other/None	3	29	12		
Chad	2009	1993	2004		
Christian	40	35	40		
Muslim	54	54	56		
Other/None	7	11	4		
DR Congo	2009		2007		
Christian	80		96		
Muslim	12		1		
Other/None	8		3		
Djibouti	2009				
Christian	2				
Muslim	97				
Other/None	1				
Ethiopia	2009	2007	2005		2007*
Christian	69	63	68		54
Muslim	30	34	29		36
Other/None	1	3	3		11
Ghana	2009	2000	2008	2008	2007
Christian	83	69	75	79	77
Muslim	11	16	16	16	15
Other/None	5	15	9	6	8
Guinea Bissau	2009	1950			
Christian	62	2			
Muslim	38	35			
Other/None	1	63			
Kenya	2009	1962	2003	2008	2009
Christian	88	54	89	86	91
Muslim	11	8	7	9	7
Other/None	0	38	4	4	2
Liberia	2009	2008	2007	2008	
Christian	69	86	84	87	
Muslim	19	12	11	10	
Other/None	12	2	5	3	

	Pew Forum	Census	DHS	Afrobarometer	Pew Global Attitudes Project
Mali	2009	1960	2006	2008	2007
Christian	8	1	3	4	7
Muslim	90	76	93	92	90
Other/None	2	23	4	4	3
Mozambique	2009	1997	2003	2008	
Christian	63	52	65	60	
Muslim	23	18	19	23	
Other/None	15	30	16	17	
Nigeria	2009	1963	2008	2008	
Christian	46	36	53	56	
Muslim	52	48	45	43	
Other/None	1	16	2	1	
Rwanda	2009	2002	2005		
Christian	93	93	96		
Muslim	5	2	2		
Other/None	2	5	2		
Senegal	2009	1994	2006	2008	2007
Christian	10	4	4	3	3
Muslim	89	94	96	96	97
Other/None	1	2	<1	<1	0
South Africa	2009	2001		2008	2008
Christian	87	80		76	74
Muslim	2	1		2	1
Other/None	11	19		22	25
Tanzania	2009	1967	2004	2008	2008
Christian	60	34	57	63	64
Muslim	36	31	30	29	35
Other/None	4	35	13	8	--
Uganda	2009	2002	2006	2008	2007
Christian	86	84	87	89	85
Muslim	13	12	12	11	13
Other/None	1	4	2	<1	2
Zambia	2009	2000	2007	2008	
Christian	98	87	98	85	
Muslim	2	<1	1	0	
Other/None	1	13	2	15	

* Disproportionately urban sample

Appendix C: Survey Methodology

Results for the survey are based on face-to-face interviews conducted under the direction of Princeton Survey Research Associates International. The survey is based on national samples except in Chad and the Democratic Republic of the Congo, where the samples were disproportionately urban. Muslim oversamples were conducted in Ghana, Kenya and Uganda, in addition to a national sample. Oversampling was done via disproportionate sampling in certain locations, rather than by screening for religion. The Muslim samples in Cameroon, the Democratic Republic of the Congo, Ethiopia, Ghana, Kenya, Liberia and Mozambique are disproportionately male (56% or more). Analysis of the survey reveals that the large share of males among Muslims in these countries makes little substantive difference for the survey findings.

The table below shows the sample size and margin of sampling error for three groups (total population, Christians and Muslims) in each country. For results based on the full sample in a given country, one can say with 95% confidence that the error attributable to sampling and other random effects is plus or minus the margin of error. In addition to sampling error, one should bear in mind that question wording and practical difficulties in conducting surveys can introduce error or bias into the findings of opinion polls. The table is followed by additional methodological details for each country.

Sample Size and Margin of Error

	Total population		Among Christians		Among Muslims	
	Sample size	Margin of error	Sample size	Margin of error	Sample size	Margin of error
Predominantly Muslim						
Djibouti	1,500	±4 points	<100	NA**	1,452	±4 points
Mali	1,000	±4 points	<100	NA**	901	±5 points
Senegal	1,000	±5 points	103	NA**	891	±5 points
Roughly even mix						
Chad	1,503	±4 points	592	±6 points	811	±5 points
Guinea Bissau	1,000	±4 points	619	±5 points	373	±7 points
Nigeria	1,516	±4 points	678	±6 points	818	±5 points
Tanzania	1,504	±4 points	907	±5 points	539	±6 points
Predominantly Christian						
<i>Large Muslim minority</i>						
Cameroon	1,503	±4 points	1,209	±4 points	245	±9 points
Ethiopia	1,500	±4 points	1,037	±4 points	453	±6 points
Liberia	1,500	±4 points	1,040	±4 points	279	±8 points
Mozambique	1,500	±4 points	942	±5 points	340	±8 points
<i>Small Muslim minority</i>						
DR Congo	1,519	±4 points	1,209	±5 points	185	±10 points
Ghana	1,500*	±5 points	1,148	±4 points	339	±7 points
Kenya	1,500*	±4 points	1,154	±4 points	340	±7 points
Uganda	1,040*	±5 points	711	±6 points	321	±8 points
<i>Few Muslims</i>						
Botswana	1,002	±5 points	868	±6 points	<100	NA**
Rwanda	1,000	±5 points	925	±5 points	<100	NA**
South Africa	1,504	±5 points	1,309	±5 points	<100	NA**
Zambia	1,000	±4 points	976	±4 points	<100	NA**

*The Ghana, Kenya and Uganda surveys included oversamples of Muslim respondents. In both Ghana and Kenya, interviews were conducted among nationally representative samples of 1,300 respondents and supplemented with 200 additional interviews among Muslims. The Uganda survey was conducted among a nationally representative sample of 832 respondents and supplemented with 208 additional interviews among Muslims.

**Results not reported for samples of fewer than 103 respondents.

Botswana

Sample design: Stratified random sample of all nine regions (Chobe, in the northern region, is excluded because it is remote and sparsely populated) and all five town councils proportional to population size and urban/rural population.
Mode: Face-to-face adults 18+
Languages: Tswana, English
Fieldwork dates: Dec. 14, 2008 – Jan. 22, 2009
Representative: Nationally representative adult population

Cameroon

Sample design: Stratified random sample of all 10 provinces, excluding some parts of the Maroua area of the Extreme Nord province due to inaccessibility and poor infrastructure, proportional to population size and urban/rural population.
Mode: Face-to-face adults 18+
Languages: French, English, Fulfulde
Fieldwork dates: Dec. 11, 2008 – Dec. 24, 2008
Representative: Nationally representative adult population

Chad

Sample design: Stratified random sample of accessible areas proportional to population size and urban/rural population.
Mode: Face-to-face adults 18+
Languages: French, Chadian Arabic, Gambaye
Fieldwork dates: Dec. 29, 2008 – Jan. 9, 2009
Representative: Representative of roughly 70 percent of adult population. The desert region of Borkou-Ennedi-Tibesti is sparsely populated and unsafe for interviewers. Mandoul, Moyen-Chari, Ouaddai, Salamat and Wadi Fira were excluded due to instability. Because of areas excluded, the percentage urban is higher than it would be if the entire country had been sampled.

Democratic Republic of the Congo

Sample design: Stratified random sample of all 10 provinces plus Kinshasa, excluding inaccessible and unstable areas and some conflict areas along border with Rwanda. Urban settlements in the provinces were slightly oversampled.
Mode: Face-to-face adults 18+
Languages: Lingala, Kiswahili, French, Tshiluba, Kikongo
Fieldwork dates: Feb. 7, 2009 – April 10, 2009
Representative: Disproportionally urban. Representative of roughly 80 percent of adult population.

Djibouti

Sample design: Stratified random sample of all six districts proportional to population size and urban/rural population.
Mode: Face-to-face adults 18+
Languages: French, Somali, Afar, Arabic
Fieldwork dates: Jan. 30, 2009 – Feb. 6, 2009
Representative: Nationally representative adult population

Ethiopia

Sample design: Stratified random sample of all nine ethnically based states and two self-governing administrative areas proportional to population size and urban/rural population.
Mode: Face-to-face adults 18+
Languages: Amharigna, Oromigna, English
Fieldwork dates: Jan. 22, 2009 – Feb. 1, 2009
Representative: Nationally representative adult population

Ghana

Sample design: Stratified random sample of all 10 regions proportional to population size and urban/rural population.
Mode: Face-to-face adults 18+
Languages: Akan, English, Dagbani, Ewe, Dagaare, Ga, Hausa, Frafra, Talensi, Guruni, Kusaal
Fieldwork dates: Jan. 17, 2009 – Jan. 30, 2009
Representative: Nationally representative adult population with a Muslim oversample

Guinea Bissau

Sample design: Stratified random sample of all nine geo-political regions proportional to population size and urban/rural population.
Mode: Face-to-face adults 18+
Languages: Portuguese
Fieldwork dates: Jan. 22, 2009 – Feb. 1, 2009
Representative: Nationally representative adult population

Kenya

Sample design: Stratified random sample of all seven provinces and the Nairobi area proportional to population size and urban/rural population.
Mode: Face-to-face adults 18+
Languages: Kiswahili, English
Fieldwork dates: Dec. 18, 2008 – Dec. 27, 2008
Representative: Nationally representative adult population with a Muslim oversample

Liberia

Sample design: Stratified random sample of all 15 counties proportional to population size and urban/rural population.
Mode: Face-to-face adults 18+
Languages: English, Liberian Pidgin English
Fieldwork dates: Jan. 21, 2009 – Jan. 31, 2009
Representative: Nationally representative adult population

Mali

Sample design: Stratified random sample of all eight regions and Bamako proportional to population size and urban/rural population.
Mode: Face-to-face adults 18+
Languages: Bambara, French
Fieldwork dates: Jan. 14, 2009 – Jan. 24, 2009
Representative: Nationally representative adult population

Mozambique

Sample design: Stratified random sample of all 10 provinces and Maputo City, proportional to population size and urban/rural population.
Mode: Face-to-face adults 18+
Languages: Portuguese, Makua, Changana, Sena, Ndau
Fieldwork dates: March 5, 2009 – March 30, 2009
Representative: Nationally representative adult population

Nigeria

Sample design: Stratified random sample of all seven geo-political regions proportional to population size and urban/rural population.
Mode: Face-to-face adults 18+
Languages: English, Hausa, Yoruba, Pidgin, Igbo
Fieldwork dates: Feb. 15, 2009 – Feb. 25, 2009
Representative: Nationally representative adult population

Rwanda

Sample design: Stratified random sample of all 12 districts proportional to population size and urban/rural population.
Mode: Face-to-face adults 18+
Languages: Kinyarwanda, French, English
Fieldwork dates: Jan. 21, 2009 – Jan. 31, 2009
Representative: Nationally representative adult population

Senegal

Sample design: Stratified random sample of all 11 regions proportional to population size and urban/rural population.
Mode: Face-to-face adults 18+
Languages: Wolof, French
Fieldwork dates: Jan. 14, 2009 – Jan. 24, 2009
Representative: Nationally representative adult population

South Africa

Sample design: Stratified random sample of all nine provinces proportional to population size and urban/rural population.
Mode: Face-to-face adults 18+
Languages: Zulu, English, Xhosa, Sesotho (South Sotho), Sepedi (North Sotho), Tswana, Afrikaans, Tsonga, Venda, Ndebele, Swati
Fieldwork dates: Dec. 12, 2008 – Dec. 26, 2008
Representative: Nationally representative adult population

Tanzania

Sample design: Stratified random sample of all 21 regions of mainland Tanzania and Zanzibar (Unguja and Pemba), proportional to population size and urban/rural population.
Mode: Face-to-face adults 18+
Languages: Kiswahili, English
Fieldwork dates: Dec. 15, 2008 – Jan. 6, 2009
Representative: Nationally representative adult population

Uganda

Sample design: Stratified area cluster probability sample of all four regions and Kampala proportional to population size and urban/rural population.

Mode: Face-to-face adults 18+

Languages: Luganda, English, Luo, Runyankole, Runyoro-Rutooro, Lugbara, Lumasaba, Lusoga, Ateso, Rukiga, Madi, Runyarwanda, Rukonjo

Fieldwork dates: Feb. 4, 2009 – Feb. 12, 2009

Representative: Nationally representative adult population with a Muslim oversample

Zambia

Sample design: Stratified random sample of all nine regions proportional to population size and urban/rural population.

Mode: Face-to-face adults 18+

Languages: English, Bemba, Nyanja, Tonga

Fieldwork dates: Jan. 25, 2009 – Feb. 3, 2009

Representative: Nationally representative adult population

PEW FORUM ON RELIGION & PUBLIC LIFE
TOLERANCE AND TENSION:
ISLAM AND CHRISTIANITY IN SUB-SAHARAN AFRICA
 TOPLINE SURVEY RESULTS

ASK ALL

Q1 To begin, how would you describe your day today—has it been a typical day, a particularly good day, or a particularly bad day?

		Typical day	Particularly good day	Particularly bad day	DK/Ref	Total
Botswana	Total	38	48	11	3	100
	Christian	40	46	11	3	100
Cameroon	Total	51	36	12	1	100
	Christian	51	36	12	0	100
	Muslim	54	34	11	1	100
Chad	Total	54	37	9	1	100
	Christian	53	38	9	0	100
	Muslim	55	36	8	1	100
DR Congo	Total	41	35	17	8	100
	Christian	40	36	16	7	100
	Muslim	42	32	17	9	100
Djibouti	Total	72	21	6	1	100
	Muslim	72	21	5	1	100
Ethiopia	Total	54	40	6	1	100
	Christian	52	41	6	1	100
	Muslim	58	35	5	2	100
Ghana	Total	54	37	8	1	100
	Christian	55	38	7	1	100
	Muslim	53	37	9	1	100
Guinea Bissau	Total	49	39	10	2	100
	Christian	49	39	9	2	100
	Muslim	48	39	10	2	100
Kenya	Total	44	45	10	1	100
	Christian	43	46	10	1	100
	Muslim	51	38	10	1	100
Liberia	Total	40	48	11	2	100
	Christian	42	45	12	1	100
	Muslim	36	51	9	4	100
Mali	Total	69	24	5	2	100
	Muslim	68	24	6	2	100
Mozambique	Total	28	55	16	1	100
	Christian	28	56	15	1	100
	Muslim	31	51	17	1	100
Nigeria	Total	47	45	6	3	100
	Christian	42	47	7	4	100
	Muslim	50	43	5	2	100
Rwanda	Total	77	17	5	1	100
	Christian	77	17	5	1	100
Senegal	Total	67	23	10	0	100
	Muslim	67	23	10	0	100
South Africa	Total	37	53	9	0	100
	Christian	37	53	10	0	100
Tanzania	Total	47	43	10	0	100
	Christian	42	49	9	0	100
	Muslim	54	34	12	0	100
Uganda	Total	27	58	15	1	100
	Christian	26	58	14	1	100
	Muslim	27	55	17	1	100
Zambia	Total	34	48	15	3	100
	Christian	34	48	15	3	100

Note: Throughout the topline values of less than .5% are displayed as zeroes. Totals may not sum to 100 and nested figures may not sum to subtotals indicated due to rounding.

ASK ALL

Q2 Here is a ladder representing the "ladder of life." Let's suppose the top of the ladder represents the best possible life for you; and the bottom, the worst possible life for you. On which step of the ladder do you feel you personally stand at the present time? (SHOW CARD)

		Low (0-3)	Medium (4-6)	High (7-10)	DK/Ref	Total
Botswana	Total	28	57	14	1	100
	Christian	27	58	14	1	100
Cameroon	Total	21	62	17	0	100
	Christian	22	61	17	0	100
	Muslim	17	65	18	0	100
Chad	Total	19	70	11	0	100
	Christian	19	68	14	0	100
	Muslim	18	71	10	0	100
DR Congo	Total	36	54	8	2	100
	Christian	38	52	8	2	100
	Muslim	17	70	10	2	100
Djibouti	Total	13	44	43	0	100
	Muslim	14	43	43	0	100
Ethiopia	Total	33	59	8	0	100
	Christian	36	57	7	0	100
	Muslim	28	63	9	0	100
Ghana	Total	10	67	23	0	100
	Christian	10	65	25	0	100
	Muslim	13	68	18	1	100
Guinea Bissau	Total	30	41	28	0	100
	Christian	29	42	28	1	100
	Muslim	32	40	28	0	100
Kenya	Total	34	57	9	0	100
	Christian	34	57	9	0	100
	Muslim	37	54	10	0	100
Liberia	Total	25	56	18	1	100
	Christian	29	52	18	1	100
	Muslim	17	62	21	1	100
Mali	Total	17	58	24	1	100
	Muslim	17	59	23	1	100
Mozambique	Total	24	62	13	0	100
	Christian	25	62	13	1	100
	Muslim	25	60	15	0	100
Nigeria	Total	10	49	40	1	100
	Christian	7	43	48	2	100
	Muslim	14	53	32	0	100
Rwanda	Total	12	72	15	1	100
	Christian	11	72	16	1	100
Senegal	Total	20	67	13	0	100
	Muslim	20	67	13	0	100
South Africa	Total	14	51	34	1	100
	Christian	13	51	34	1	100
Tanzania	Total	48	50	2	0	100
	Christian	44	53	3	0	100
	Muslim	54	45	1	0	100
Uganda	Total	24	63	13	1	100
	Christian	23	64	13	1	100
	Muslim	31	56	13	1	100
Zambia	Total	24	56	18	2	100
	Christian	24	56	18	1	100

ASK ALLQ3 On which step would you say you stood five years ago? (**SHOW CARD**)

		Low (0-3)	Medium (4-6)	High (7-10)	DK/Ref	Total
Botswana	Total	34	49	16	1	100
	Christian	34	48	17	1	100
Cameroon	Total	33	48	19	1	100
	Christian	33	48	18	1	100
	Muslim	28	49	22	0	100
Chad	Total	46	51	4	0	100
	Christian	46	51	3	0	100
	Muslim	42	54	4	0	100
DR Congo	Total	36	50	11	3	100
	Christian	38	48	11	3	100
	Muslim	22	61	14	3	100
Djibouti	Total	12	41	42	5	100
	Muslim	12	41	43	5	100
Ethiopia	Total	45	50	5	0	100
	Christian	46	49	5	0	100
	Muslim	43	51	6	0	100
Ghana	Total	26	50	22	1	100
	Christian	27	50	23	1	100
	Muslim	24	56	15	5	100
Guinea Bissau	Total	13	48	38	2	100
	Christian	11	46	42	1	100
	Muslim	14	51	32	3	100
Kenya	Total	29	53	18	0	100
	Christian	30	52	18	0	100
	Muslim	26	57	17	0	100
Liberia	Total	36	40	23	1	100
	Christian	35	40	25	1	100
	Muslim	37	41	22	1	100
Mali	Total	20	52	27	1	100
	Muslim	20	52	27	1	100
Mozambique	Total	46	41	12	1	100
	Christian	45	42	12	1	100
	Muslim	47	41	11	0	100
Nigeria	Total	21	59	20	1	100
	Christian	19	60	20	1	100
	Muslim	22	58	20	0	100
Rwanda	Total	25	61	13	1	100
	Christian	25	62	13	1	100
Senegal	Total	19	61	20	0	100
	Muslim	19	60	20	0	100
South Africa	Total	20	42	36	2	100
	Christian	19	43	36	2	100
Tanzania	Total	54	40	6	0	100
	Christian	55	39	6	0	100
	Muslim	51	43	6	0	100
Uganda	Total	45	42	12	1	100
	Christian	45	43	12	0	100
	Muslim	47	38	13	2	100
Zambia	Total	34	44	21	1	100
	Christian	34	44	21	1	100

ASK ALL

Q4 Just your best guess, on which step do you think you will stand in the future, say five years from now?
(SHOW CARD)

		Low (0-3)	Medium (4-6)	High (7-10)	DK/Ref	Total
Botswana	Total	8	23	59	10	100
	Christian	9	21	60	10	100
Cameroon	Total	5	20	67	7	100
	Christian	5	20	67	7	100
	Muslim	3	21	71	6	100
Chad	Total	1	38	60	0	100
	Christian	0	39	60	0	100
	Muslim	1	35	63	1	100
DR Congo	Total	6	26	44	24	100
	Christian	6	25	46	24	100
	Muslim	9	19	45	27	100
Djibouti	Total	4	22	65	9	100
	Muslim	4	22	66	9	100
Ethiopia	Total	14	45	36	4	100
	Christian	16	47	34	3	100
	Muslim	10	42	42	6	100
Ghana	Total	3	14	79	4	100
	Christian	3	12	81	4	100
	Muslim	9	7	76	8	100
Guinea Bissau	Total	5	9	69	17	100
	Christian	5	9	69	16	100
	Muslim	5	9	68	18	100
Kenya	Total	17	36	41	6	100
	Christian	18	36	41	5	100
	Muslim	13	36	42	9	100
Liberia	Total	1	6	89	4	100
	Christian	1	7	89	3	100
	Muslim	2	4	90	4	100
Mali	Total	4	20	74	3	100
	Muslim	4	20	72	3	100
Mozambique	Total	13	33	48	6	100
	Christian	13	34	46	7	100
	Muslim	13	34	47	6	100
Nigeria	Total	5	8	83	4	100
	Christian	2	4	90	4	100
	Muslim	8	11	77	4	100
Rwanda	Total	3	23	68	6	100
	Christian	3	22	68	6	100
Senegal	Total	3	15	72	9	100
	Muslim	3	15	71	10	100
South Africa	Total	7	17	63	12	100
	Christian	7	18	63	11	100
Tanzania	Total	21	35	18	27	100
	Christian	19	35	22	24	100
	Muslim	23	35	13	29	100
Uganda	Total	14	32	47	7	100
	Christian	13	32	48	7	100
	Muslim	15	35	43	7	100
Zambia	Total	9	21	64	6	100
	Christian	9	21	64	6	100

ASK ALL

Q5 Overall, are you satisfied or dissatisfied with the way things are going in our country today?

		Satisfied	Dissatisfied	DK/Ref	Total
Botswana	Total	53	44	3	100
	Christian	53	44	4	100
Cameroon	Total	19	79	1	100
	Christian	17	82	1	100
	Muslim	32	64	3	100
Chad	Total	34	66	1	100
	Christian	27	73	0	100
	Muslim	41	58	1	100
DR Congo	Total	19	75	6	100
	Christian	18	77	5	100
	Muslim	26	68	6	100
Djibouti	Total	64	33	3	100
	Muslim	64	34	2	100
Ethiopia	Total	40	59	1	100
	Christian	37	63	1	100
	Muslim	47	51	2	100
Ghana	Total	55	43	1	100
	Christian	56	43	1	100
	Muslim	55	43	1	100
Guinea Bissau	Total	38	59	2	100
	Christian	38	60	2	100
	Muslim	38	59	2	100
Kenya	Total	14	85	1	100
	Christian	14	85	1	100
	Muslim	16	83	1	100
Liberia	Total	45	53	2	100
	Christian	44	55	1	100
	Muslim	53	44	2	100
Mali	Total	34	59	7	100
	Muslim	33	61	6	100
Mozambique	Total	28	65	6	100
	Christian	29	65	6	100
	Muslim	27	66	7	100
Nigeria	Total	19	79	1	100
	Christian	20	78	1	100
	Muslim	19	80	1	100
Rwanda	Total	86	12	2	100
	Christian	87	11	2	100
Senegal	Total	9	90	0	100
	Muslim	10	90	0	100
South Africa	Total	28	67	4	100
	Christian	28	68	4	100
Tanzania	Total	32	67	1	100
	Christian	31	68	1	100
	Muslim	33	66	1	100
Uganda	Total	28	66	6	100
	Christian	29	65	6	100
	Muslim	26	70	4	100
Zambia	Total	19	80	1	100
	Christian	18	81	1	100

ASK ALL

Q6 Now thinking about our economic situation, how would you describe the current economic situation in our country—is it very good, somewhat good, somewhat bad or very bad?

		Very good	Somewhat good	NET GOOD	Somewhat bad	Very bad	NET BAD	DK/Ref
Botswana	Total	24	51	75	20	3	23	2
	Christian	23	51	74	20	4	23	3
Cameroon	Total	3	29	32	29	37	66	2
	Christian	2	28	30	30	38	69	2
	Muslim	7	37	44	25	29	54	2
Chad	Total	24	55	79	14	7	21	0
	Christian	20	58	78	14	8	22	0
	Muslim	28	53	81	13	5	18	0
DR Congo	Total	4	21	25	37	35	72	3
	Christian	4	20	24	38	35	73	3
	Muslim	5	28	33	28	34	62	5
Djibouti	Total	40	32	72	16	10	26	2
	Muslim	40	32	72	16	10	26	1
Ethiopia	Total	10	33	43	36	20	56	0
	Christian	9	31	41	37	22	59	0
	Muslim	13	36	50	35	15	50	0
Ghana	Total	14	51	65	23	12	35	1
	Christian	13	53	66	22	10	32	1
	Muslim	16	45	61	23	16	38	0
Guinea Bissau	Total	25	27	52	13	33	47	1
	Christian	24	28	52	13	35	48	0
	Muslim	28	27	54	13	31	44	2
Kenya	Total	6	22	28	22	49	72	0
	Christian	6	23	29	22	49	71	0
	Muslim	6	18	24	27	49	76	0
Liberia	Total	18	44	62	22	14	36	2
	Christian	20	41	61	22	15	37	2
	Muslim	13	52	65	22	10	32	3
Mali	Total	11	50	61	23	12	35	4
	Muslim	10	50	60	23	13	36	4
Mozambique	Total	7	39	45	31	23	54	1
	Christian	7	39	46	30	23	53	1
	Muslim	5	38	43	35	21	56	1
Nigeria	Total	5	40	45	28	26	55	1
	Christian	5	39	43	27	28	56	1
	Muslim	5	41	47	29	24	53	0
Rwanda	Total	37	49	86	8	3	11	2
	Christian	37	50	87	8	3	11	2
Senegal	Total	3	20	23	32	44	76	1
	Muslim	3	20	23	32	44	76	1
South Africa	Total	6	30	36	31	29	59	4
	Christian	7	30	37	31	28	59	4
Tanzania	Total	3	32	35	38	24	63	2
	Christian	3	29	32	40	26	66	2
	Muslim	3	37	40	37	21	58	2
Uganda	Total	7	39	46	31	22	53	1
	Christian	6	40	46	31	21	53	1
	Muslim	7	38	45	28	26	54	1
Zambia	Total	7	26	33	27	40	67	1
	Christian	7	26	32	27	40	67	1

ASK ALL

Q7 And what about your personal economic situation, how would you describe it—is it very good, somewhat good, somewhat bad or very bad?

		Very good	Somewhat good	<i>NET GOOD</i>	Somewhat bad	Very bad	<i>NET BAD</i>	DK/Ref
Botswana	Total	15	44	59	27	9	37	5
	Christian	15	43	59	28	9	36	5
Cameroon	Total	3	43	46	27	26	53	0
	Christian	2	42	44	28	28	56	0
	Muslim	7	51	57	26	17	42	0
Chad	Total	14	58	72	20	8	28	0
	Christian	14	56	71	22	8	29	0
	Muslim	15	60	75	18	7	25	0
DR Congo	Total	4	31	35	31	31	62	3
	Christian	5	30	35	32	31	63	3
	Muslim	4	42	45	27	26	52	2
Djibouti	Total	37	34	71	16	10	26	3
	Muslim	37	34	71	16	10	26	3
Ethiopia	Total	9	39	48	33	18	51	0
	Christian	8	38	46	34	20	54	0
	Muslim	12	42	55	30	15	45	1
Ghana	Total	10	53	63	24	13	37	0
	Christian	10	56	65	22	12	34	0
	Muslim	13	45	58	30	12	42	0
Guinea Bissau	Total	27	38	65	15	20	35	1
	Christian	26	40	66	14	19	34	0
	Muslim	27	35	63	15	22	37	1
Kenya	Total	4	30	34	28	38	66	0
	Christian	4	29	33	29	38	66	0
	Muslim	3	32	35	28	37	65	0
Liberia	Total	15	47	62	23	15	37	1
	Christian	17	45	61	23	15	39	0
	Muslim	12	56	68	24	7	31	1
Mali	Total	7	54	60	25	14	39	1
	Muslim	7	52	59	26	15	40	1
Mozambique	Total	6	39	45	31	23	54	1
	Christian	6	38	44	31	24	55	1
	Muslim	6	42	48	31	21	52	0
Nigeria	Total	7	54	61	27	11	38	1
	Christian	8	55	63	26	10	36	1
	Muslim	6	53	60	28	11	39	1
Rwanda	Total	18	51	69	21	9	30	1
	Christian	17	52	69	20	10	30	1
Senegal	Total	3	41	44	29	26	56	0
	Muslim	3	41	44	29	27	56	0
South Africa	Total	8	34	42	31	26	57	1
	Christian	9	34	43	30	26	56	1
Tanzania	Total	2	33	35	40	25	65	0
	Christian	2	35	37	40	23	63	0
	Muslim	2	31	34	41	26	66	0
Uganda	Total	6	39	45	31	23	54	1
	Christian	6	40	46	31	23	54	0
	Muslim	6	37	43	32	24	56	1
Zambia	Total	8	39	47	30	23	53	0
	Christian	8	39	47	30	23	53	0

ASK ALL

Q8 Here is a list of things that may be problems in our country. As I read each one, please tell me if you think it is a very big problem, a moderately big problem, a small problem or not a problem at all. **(READ LIST) (SHOW CARD)**

a. Crime

		Very big problem	Moderately big problem	Small problem	Not a problem at all	DK/Ref	Total
Botswana	Total	72	20	8	0	1	100
	Christian	71	20	8	0	1	100
Cameroon	Total	82	13	4	1	0	100
	Christian	81	13	4	1	0	100
Chad	Total	80	17	3	0	0	100
	Christian	81	16	3	0	0	100
DR Congo	Total	86	8	2	2	2	100
	Christian	88	7	1	2	2	100
Djibouti	Total	65	17	11	3	3	100
	Muslim	66	16	11	3	4	100
Ethiopia	Total	30	32	29	9	0	100
	Christian	30	32	28	9	0	100
	Muslim	29	32	31	8	0	100
Ghana	Total	74	15	7	4	0	100
	Christian	73	15	7	4	0	100
	Muslim	68	21	7	4	0	100
Guinea Bissau	Total	81	9	7	2	1	100
	Christian	81	9	7	2	1	100
	Muslim	81	10	7	1	1	100
Kenya	Total	79	14	5	1	0	100
	Christian	80	14	5	1	0	100
	Muslim	73	18	7	1	0	100
Liberia	Total	86	7	4	2	1	100
	Christian	87	6	4	3	1	100
	Muslim	90	6	2	0	1	100
Mali	Total	84	7	5	3	1	100
	Muslim	84	8	5	3	1	100
Mozambique	Total	69	19	11	2	0	100
	Christian	68	19	11	2	0	100
	Muslim	71	18	10	1	0	100
Nigeria	Total	79	14	4	2	1	100
	Christian	79	16	3	2	0	100
	Muslim	79	13	5	2	1	100
Rwanda	Total	78	10	7	5	0	100
	Christian	78	10	7	5	0	100
Senegal	Total	84	6	5	5	0	100
	Muslim	85	5	5	5	0	100
South Africa	Total	87	8	4	2	0	100
	Christian	86	8	4	1	0	100
Tanzania	Total	68	19	8	5	1	100
	Christian	69	19	8	4	1	100
	Muslim	66	19	8	6	1	100
Uganda	Total	68	19	10	2	0	100
	Christian	68	20	10	1	0	100
	Muslim	68	15	13	4	0	100
Zambia	Total	62	15	13	8	1	100
	Christian	63	15	13	8	1	100

ASK ALL

Q8 Here is a list of things that may be problems in our country. As I read each one, please tell me if you think it is a very big problem, a moderately big problem, a small problem or not a problem at all. **(READ LIST)**
(SHOW CARD)

b. Conflict between religious groups

		Very big problem	Moderately big problem	Small problem	Not a problem at all	DK/Ref	Total
Botswana	Total	6	22	33	34	5	100
	Christian	6	23	34	32	5	100
Cameroon	Total	28	26	28	18	1	100
	Christian	27	26	28	18	1	100
	Muslim	31	23	28	16	1	100
Chad	Total	42	38	17	3	0	100
	Christian	46	34	16	4	0	100
	Muslim	38	44	17	2	0	100
DR Congo	Total	48	23	15	10	4	100
	Christian	50	23	15	9	3	100
	Muslim	35	24	20	19	2	100
Djibouti	Total	51	25	11	8	5	100
	Muslim	52	25	11	8	5	100
Ethiopia	Total	19	27	30	23	0	100
	Christian	21	25	29	24	1	100
	Muslim	16	29	33	22	0	100
Ghana	Total	26	16	28	29	1	100
	Christian	25	16	29	29	1	100
	Muslim	32	17	25	25	2	100
Guinea Bissau	Total	34	21	20	23	2	100
	Christian	34	21	21	23	1	100
	Muslim	35	20	18	24	2	100
Kenya	Total	29	23	29	18	1	100
	Christian	29	23	29	18	1	100
	Muslim	31	18	29	21	1	100
Liberia	Total	43	21	20	12	3	100
	Christian	45	22	18	13	2	100
	Muslim	44	25	19	10	2	100
Mali	Total	46	18	14	19	3	100
	Muslim	46	18	14	20	3	100
Mozambique	Total	25	32	27	14	2	100
	Christian	24	32	28	15	2	100
	Muslim	28	29	25	15	2	100
Nigeria	Total	58	23	14	5	0	100
	Christian	56	24	14	6	0	100
	Muslim	60	22	14	4	0	100
Rwanda	Total	58	17	13	10	2	100
	Christian	58	17	13	11	2	100
Senegal	Total	24	11	19	45	1	100
	Muslim	23	11	18	46	1	100
South Africa	Total	19	23	23	28	6	100
	Christian	19	25	23	28	5	100
Tanzania	Total	24	24	22	27	2	100
	Christian	22	23	23	29	2	100
	Muslim	27	27	22	23	1	100
Uganda	Total	25	32	26	15	2	100
	Christian	25	32	26	15	3	100
	Muslim	24	31	29	16	0	100
Zambia	Total	7	12	24	51	5	100
	Christian	7	12	24	51	5	100

ASK ALL

Q8 Here is a list of things that may be problems in our country. As I read each one, please tell me if you think it is a very big problem, a moderately big problem, a small problem or not a problem at all. **(READ LIST)**
(SHOW CARD)

c. Corrupt political leaders

		Very big problem	Moderately big problem	Small problem	Not a problem at all	DK/Ref	Total
Botswana	Total	21	28	33	11	6	100
	Christian	19	30	35	10	6	100
Cameroon	Total	74	18	5	2	2	100
	Christian	76	18	4	1	1	100
	Muslim	66	19	7	6	3	100
Chad	Total	54	32	13	2	0	100
	Christian	58	27	14	2	0	100
	Muslim	52	36	10	1	0	100
DR Congo	Total	77	12	6	3	3	100
	Christian	78	12	5	2	3	100
	Muslim	69	17	7	5	1	100
Djibouti	Total	61	21	10	4	5	100
	Muslim	61	20	10	4	5	100
Ethiopia	Total	40	29	17	12	3	100
	Christian	41	27	16	13	3	100
	Muslim	35	34	19	8	4	100
Ghana	Total	71	20	5	3	1	100
	Christian	71	19	5	3	2	100
	Muslim	73	22	3	1	1	100
Guinea Bissau	Total	69	19	7	4	1	100
	Christian	70	18	7	4	0	100
	Muslim	66	20	7	5	2	100
Kenya	Total	85	10	3	1	0	100
	Christian	85	10	3	1	0	100
	Muslim	84	11	2	2	0	100
Liberia	Total	80	13	3	1	3	100
	Christian	81	13	3	1	2	100
	Muslim	81	13	3	1	3	100
Mali	Total	72	16	6	2	3	100
	Muslim	72	16	6	3	3	100
Mozambique	Total	72	17	6	3	1	100
	Christian	72	17	6	3	2	100
	Muslim	72	17	8	3	1	100
Nigeria	Total	81	14	3	1	1	100
	Christian	84	13	2	1	1	100
	Muslim	79	16	4	1	0	100
Rwanda	Total	75	13	4	4	4	100
	Christian	75	13	4	4	4	100
Senegal	Total	71	14	9	3	3	100
	Muslim	72	13	9	3	4	100
South Africa	Total	67	18	5	5	5	100
	Christian	68	17	5	4	5	100
Tanzania	Total	71	13	6	7	4	100
	Christian	70	13	6	7	4	100
	Muslim	72	13	6	7	2	100
Uganda	Total	72	17	5	4	1	100
	Christian	73	17	5	4	1	100
	Muslim	70	19	7	3	2	100
Zambia	Total	74	15	6	4	2	100
	Christian	75	15	6	3	2	100

ASK ALL

Q8 Here is a list of things that may be problems in our country. As I read each one, please tell me if you think it is a very big problem, a moderately big problem, a small problem or not a problem at all. **(READ LIST)**
(SHOW CARD)

d. Conflict between ethnic groups

		Very big problem	Moderately big problem	Small problem	Not a problem at all	DK/Ref	Total
Botswana	Total	6	14	32	42	6	100
	Christian	6	15	32	41	6	100
Cameroon	Total	30	28	27	14	1	100
	Christian	30	28	28	13	1	100
	Muslim	27	31	24	15	2	100
Chad	Total	38	36	24	2	0	100
	Christian	42	32	25	1	0	100
	Muslim	35	39	24	2	0	100
DR Congo	Total	65	17	10	5	3	100
	Christian	68	16	9	3	3	100
	Muslim	53	20	17	9	1	100
Djibouti	Total	56	23	11	5	5	100
	Muslim	56	22	11	5	5	100
Ethiopia	Total	23	24	31	21	1	100
	Christian	25	24	28	22	1	100
	Muslim	18	24	38	20	0	100
Ghana	Total	43	22	21	14	0	100
	Christian	40	24	22	13	0	100
	Muslim	51	16	17	14	1	100
Guinea Bissau	Total	36	18	22	21	2	100
	Christian	36	17	25	21	2	100
	Muslim	37	21	18	22	2	100
Kenya	Total	60	22	12	6	0	100
	Christian	60	22	11	6	0	100
	Muslim	59	19	17	5	0	100
Liberia	Total	43	24	18	12	3	100
	Christian	44	26	16	12	2	100
	Muslim	49	22	16	10	3	100
Mali	Total	47	15	14	20	3	100
	Muslim	47	16	14	21	3	100
Mozambique	Total	33	28	25	13	1	100
	Christian	34	27	25	13	2	100
	Muslim	30	31	25	12	1	100
Nigeria	Total	48	22	21	9	1	100
	Christian	48	19	21	12	0	100
	Muslim	48	25	20	6	1	100
Rwanda	Total	70	10	9	10	1	100
	Christian	69	10	9	10	1	100
Senegal	Total	18	11	19	50	2	100
	Muslim	18	10	19	52	2	100
South Africa	Total	24	29	23	19	4	100
	Christian	25	30	23	19	4	100
Tanzania	Total	21	20	25	31	3	100
	Christian	21	20	24	32	3	100
	Muslim	21	20	27	28	3	100
Uganda	Total	34	28	24	13	2	100
	Christian	33	28	23	13	2	100
	Muslim	35	23	27	15	1	100
Zambia	Total	7	9	23	55	6	100
	Christian	7	9	23	55	6	100

ASK ALL

Q8 Here is a list of things that may be problems in our country. As I read each one, please tell me if you think it is a very big problem, a moderately big problem, a small problem or not a problem at all. **(READ LIST)**
(SHOW CARD)

e. Unemployment

		Very big problem	Moderately big problem	Small problem	Not a problem at all	DK/Ref	Total
Botswana	Total	84	11	4	0	2	100
	Christian	84	10	4	0	2	100
Cameroon	Total	91	6	2	1	0	100
	Christian	91	6	2	1	0	100
Chad	Total	78	17	4	1	0	100
	Christian	81	15	3	1	0	100
DR Congo	Total	83	11	3	1	1	100
	Christian	84	10	3	1	1	100
Djibouti	Total	70	19	6	2	3	100
	Muslim	70	19	5	2	3	100
Ethiopia	Total	70	24	5	2	0	100
	Christian	71	23	4	2	0	100
	Muslim	66	26	6	1	1	100
Ghana	Total	84	13	2	0	0	100
	Christian	83	14	2	0	0	100
	Muslim	88	10	2	1	0	100
Guinea Bissau	Total	89	9	1	1	0	100
	Christian	89	9	1	1	0	100
	Muslim	88	10	1	1	0	100
Kenya	Total	95	4	1	0	0	100
	Christian	95	4	1	0	0	100
	Muslim	95	5	1	0	0	100
Liberia	Total	87	8	2	1	1	100
	Christian	88	8	2	1	1	100
	Muslim	85	9	5	0	1	100
Mali	Total	90	7	1	1	1	100
	Muslim	90	7	1	1	1	100
Mozambique	Total	80	15	3	1	1	100
	Christian	81	14	3	1	1	100
	Muslim	78	16	4	1	1	100
Nigeria	Total	89	9	1	1	0	100
	Christian	91	7	1	1	0	100
	Muslim	87	10	1	1	0	100
Rwanda	Total	85	12	2	0	1	100
	Christian	86	11	2	0	1	100
Senegal	Total	96	3	0	0	0	100
	Muslim	96	4	0	0	0	100
South Africa	Total	92	6	1	0	0	100
	Christian	92	6	1	0	0	100
Tanzania	Total	82	12	3	2	1	100
	Christian	81	12	3	2	1	100
	Muslim	84	12	1	2	1	100
Uganda	Total	81	14	3	1	1	100
	Christian	80	15	3	1	1	100
	Muslim	82	12	3	1	2	100
Zambia	Total	93	5	1	1	0	100
	Christian	93	5	1	1	0	100

ASK ALL

Q9 Generally speaking, would you say that most people can be trusted or that you can't be too careful in dealing with people?

		Most people can be trusted	Can't be too careful	(VOL) Other/ Depends	DK/Ref	Total
Botswana	Total	31	53	12	3	100
	Christian	31	54	13	3	100
Cameroon	Total	12	82	5	1	100
	Christian	13	82	5	1	100
Chad	Muslim	11	82	5	2	100
	Total	32	59	9	0	100
	Christian	30	63	7	0	100
DR Congo	Muslim	33	57	9	0	100
	Total	23	35	32	9	100
	Christian	22	37	32	9	100
Djibouti	Muslim	30	29	32	9	100
	Total	34	56	4	6	100
Ethiopia	Muslim	34	56	4	6	100
	Total	49	44	7	0	100
	Christian	47	45	7	0	100
Ghana	Muslim	54	40	6	1	100
	Total	25	58	15	2	100
	Christian	24	59	15	2	100
Guinea Bissau	Muslim	36	46	16	2	100
	Total	48	44	5	3	100
	Christian	50	44	4	2	100
Kenya	Muslim	47	45	5	3	100
	Total	25	62	12	1	100
	Christian	24	62	12	1	100
Liberia	Muslim	25	64	10	1	100
	Total	24	69	4	3	100
	Christian	24	72	2	2	100
Mali	Muslim	27	63	4	6	100
	Total	28	63	4	5	100
	Muslim	28	64	4	5	100
Mozambique	Total	23	60	15	2	100
	Christian	24	59	15	2	100
	Muslim	23	63	12	2	100
Nigeria	Total	28	60	10	2	100
	Christian	30	62	7	1	100
	Muslim	27	59	11	3	100
Rwanda	Total	26	69	4	1	100
	Christian	27	69	3	1	100
Senegal	Total	25	74	1	0	100
	Muslim	24	74	2	1	100
South Africa	Total	14	70	11	4	100
	Christian	15	70	12	4	100
Tanzania	Total	14	83	3	1	100
	Christian	14	83	2	1	100
	Muslim	14	84	2	0	100
Uganda	Total	23	60	16	2	100
	Christian	23	60	16	1	100
	Muslim	24	60	13	4	100
Zambia	Total	24	64	10	2	100
	Christian	24	64	10	2	100

ASK ALL

Q10 And which of these three statements is closest to your own opinion? Democracy is preferable to any other kind of government; In some circumstances, a non-democratic government can be preferable; For someone like me, it doesn't matter what kind of government we have. **(INTERVIEWER INSTRUCTION: read statements in language of interview, but always read "democracy" in English. Translate "democracy" into local language only if respondent does not understand English term) (READ LIST) (SHOW CARD).**

		Democracy	Non-democratic government	It does not matter	DK/Ref	Total
Botswana	Total	83	11	5	2	100
	Christian	83	11	5	1	100
Cameroon	Total	71	12	15	2	100
	Christian	71	12	15	1	100
	Muslim	73	9	14	4	100
Chad	Total	71	16	12	1	100
	Christian	70	14	15	0	100
	Muslim	73	18	9	1	100
DR Congo	Total	60	17	13	10	100
	Christian	62	15	12	11	100
	Muslim	48	25	17	9	100
Djibouti	Total	71	16	6	7	100
	Muslim	72	16	5	6	100
Ethiopia	Total	79	13	7	1	100
	Christian	81	13	5	1	100
	Muslim	77	13	10	0	100
Ghana	Total	87	8	4	0	100
	Christian	87	8	5	0	100
	Muslim	89	7	3	1	100
Guinea Bissau	Total	76	17	5	3	100
	Christian	75	19	5	2	100
	Muslim	78	13	5	4	100
Kenya	Total	80	12	6	1	100
	Christian	81	12	6	1	100
	Muslim	74	13	11	2	100
Liberia	Total	77	9	6	8	100
	Christian	82	8	4	6	100
	Muslim	75	10	7	9	100
Mali	Total	72	12	12	4	100
	Muslim	72	11	12	4	100
Mozambique	Total	60	15	12	14	100
	Christian	57	14	13	16	100
	Muslim	62	17	12	9	100
Nigeria	Total	69	19	9	3	100
	Christian	71	18	9	3	100
	Muslim	68	21	8	3	100
Rwanda	Total	86	7	3	3	100
	Christian	87	7	3	3	100
Senegal	Total	82	8	6	4	100
	Muslim	83	7	6	5	100
South Africa	Total	62	16	19	3	100
	Christian	63	16	18	3	100
Tanzania	Total	74	10	11	5	100
	Christian	76	9	9	6	100
	Muslim	72	11	14	3	100

Q10 CONT...

		Democracy	Non-democratic government	It does not matter	DK/Ref	Total
Uganda	Total	70	15	12	3	100
	Christian	70	15	12	3	100
	Muslim	72	14	11	3	100
Zambia	Total	73	15	11	2	100
	Christian	73	14	10	2	100

ASK ALL

Q11 Please tell me whether you completely agree, mostly agree, mostly disagree or completely disagree with the following statements.

a. There are clear and absolute standards for what is right and wrong

		Completely agree	Mostly agree	<i>NET AGREE</i>	Mostly disagree	Completely disagree	<i>NET DISAGREE</i>	DK/Ref
Botswana	Total	57	30	88	7	3	10	2
	Christian	59	28	87	7	4	10	3
Cameroon	Total	42	40	82	11	4	15	3
	Christian	42	40	82	11	4	16	3
	Muslim	44	39	84	9	2	11	6
Chad	Total	46	33	79	15	5	21	0
	Christian	37	34	71	22	6	29	0
	Muslim	55	32	87	9	3	13	1
DR Congo	Total	60	19	78	7	7	14	8
	Christian	60	18	78	7	7	14	8
	Muslim	53	23	76	10	8	17	7
Djibouti	Total	73	18	91	4	2	6	3
	Muslim	73	18	91	4	2	6	3
Ethiopia	Total	34	36	70	16	12	28	1
	Christian	33	35	68	18	13	31	1
	Muslim	38	38	76	13	10	23	1
Ghana	Total	61	29	90	5	4	9	1
	Christian	60	30	89	5	4	9	1
	Muslim	63	28	91	6	2	8	2
Guinea Bissau	Total	61	22	83	7	4	11	6
	Christian	62	21	83	9	4	13	4
	Muslim	58	24	82	5	3	8	10
Kenya	Total	49	30	79	12	6	18	2
	Christian	49	30	79	12	7	19	2
	Muslim	52	32	84	9	4	14	2
Liberia	Total	53	26	79	9	4	13	8
	Christian	54	26	81	9	4	13	6
	Muslim	56	20	77	13	3	16	8
Mali	Total	78	15	94	1	2	3	4
	Muslim	78	15	94	1	2	3	4
Mozambique	Total	40	35	75	15	6	22	3
	Christian	40	36	76	14	6	21	4
	Muslim	41	34	74	18	5	23	3
Nigeria	Total	61	23	84	8	6	14	1
	Christian	55	26	81	10	9	18	1
	Muslim	67	20	87	7	4	11	2
Rwanda	Total	80	10	90	4	4	8	2
	Christian	80	10	90	4	4	9	2
Senegal	Total	71	17	89	3	2	6	5
	Muslim	71	18	88	4	2	6	6
South Africa	Total	46	39	85	7	3	9	6
	Christian	46	38	85	7	3	9	6
Tanzania	Total	49	19	68	8	12	20	12
	Christian	49	19	68	9	11	20	12
	Muslim	48	20	68	7	14	21	11
Uganda	Total	40	36	75	15	6	22	3
	Christian	40	36	76	15	6	21	3
	Muslim	40	32	72	17	7	24	4
Zambia	Total	45	33	78	8	9	18	4
	Christian	45	33	78	8	9	18	4

ASK ALL

Q11 Please tell me whether you completely agree, mostly agree, mostly disagree or completely disagree with the following statements.

b. People like me don't have any say about what the government does

		Completely agree	Mostly agree	<i>NET AGREE</i>	Mostly disagree	Completely disagree	<i>NET DISAGREE</i>	DK/Ref
Botswana	Total	14	35	49	33	17	49	2
	Christian	13	36	49	30	18	49	2
Cameroon	Total	47	25	73	15	12	26	1
	Christian	45	26	71	15	12	27	1
	Muslim	56	20	77	11	11	22	2
Chad	Total	62	26	87	8	4	12	0
	Christian	65	24	89	7	4	11	0
	Muslim	59	26	86	9	5	14	0
DR Congo	Total	37	18	55	14	25	39	6
	Christian	37	17	54	14	26	40	7
	Muslim	36	19	55	15	26	42	4
Djibouti	Total	43	30	73	13	11	24	3
	Muslim	43	29	73	13	11	24	3
Ethiopia	Total	21	28	49	30	21	51	1
	Christian	22	29	51	30	18	48	1
	Muslim	19	25	44	30	26	56	0
Ghana	Total	26	22	48	27	25	52	0
	Christian	26	20	46	26	28	54	0
	Muslim	23	29	53	29	17	46	1
Guinea Bissau	Total	34	30	64	23	9	31	4
	Christian	34	30	64	24	8	32	3
	Muslim	34	31	65	21	9	30	6
Kenya	Total	44	28	73	13	14	26	1
	Christian	45	29	74	13	13	25	1
	Muslim	42	24	66	11	22	33	1
Liberia	Total	22	22	44	19	33	52	4
	Christian	23	24	46	20	32	52	2
	Muslim	26	16	42	18	37	54	3
Mali	Total	38	26	64	14	18	32	4
	Muslim	39	26	64	14	17	32	4
Mozambique	Total	32	35	67	18	13	31	1
	Christian	33	35	68	18	13	31	1
	Muslim	31	30	61	23	14	37	2
Nigeria	Total	52	25	77	11	11	22	1
	Christian	50	24	74	12	14	26	0
	Muslim	54	27	80	10	9	19	1
Rwanda	Total	24	29	53	14	30	44	2
	Christian	24	29	53	14	31	45	2
Senegal	Total	38	17	55	10	34	44	1
	Muslim	37	18	54	11	34	45	1
South Africa	Total	42	30	72	16	9	25	3
	Christian	42	31	72	15	9	25	3
Tanzania	Total	38	19	58	13	28	40	2
	Christian	37	17	54	13	31	44	2
	Muslim	42	22	64	12	23	35	1
Uganda	Total	34	33	67	19	13	32	1
	Christian	33	34	68	19	12	31	1
	Muslim	32	27	60	24	15	38	2
Zambia	Total	35	19	54	18	28	45	2
	Christian	35	19	54	17	27	45	2

ASK ALL

Q11 Please tell me whether you completely agree, mostly agree, mostly disagree or completely disagree with the following statements.

c. It is the responsibility of the government to take care of very poor people who can't take care of themselves

		Completely agree	Mostly agree	NET AGREE	Mostly disagree	Completely disagree	NET DISAGREE	DK/Ref
Botswana	Total	48	30	78	17	4	21	1
	Christian	46	30	76	18	5	23	1
Cameroon	Total	61	26	88	8	4	12	1
	Christian	60	27	87	8	4	12	0
	Muslim	69	22	91	5	3	8	1
Chad	Total	65	23	89	7	5	11	0
	Christian	66	22	88	7	5	12	0
	Muslim	65	24	89	6	4	11	0
DR Congo	Total	62	15	77	9	8	18	6
	Christian	63	15	78	8	7	16	6
	Muslim	47	16	64	17	16	32	4
Djibouti	Total	68	20	87	7	3	10	3
	Muslim	69	19	88	7	3	10	3
Ethiopia	Total	41	39	79	14	7	21	0
	Christian	39	39	78	14	8	22	0
	Muslim	45	37	82	12	6	18	0
Ghana	Total	43	33	76	16	8	24	0
	Christian	43	32	75	17	7	25	0
	Muslim	43	31	75	13	12	25	0
Guinea Bissau	Total	57	21	78	13	7	20	2
	Christian	54	22	76	15	7	22	2
	Muslim	62	20	83	9	6	15	3
Kenya	Total	67	26	92	5	2	7	1
	Christian	66	25	92	5	3	7	1
	Muslim	70	27	96	2	1	3	0
Liberia	Total	65	18	83	8	6	14	3
	Christian	63	19	82	10	6	16	2
	Muslim	71	15	87	5	6	10	3
Mali	Total	76	16	92	4	2	6	1
	Muslim	76	17	92	4	2	6	1
Mozambique	Total	49	30	79	12	6	19	2
	Christian	51	30	81	11	6	17	2
	Muslim	47	30	77	15	7	21	1
Nigeria	Total	65	24	89	6	5	11	0
	Christian	65	23	88	7	5	12	0
	Muslim	64	25	89	6	4	10	0
Rwanda	Total	70	17	88	7	3	10	2
	Christian	70	18	88	7	3	10	2
Senegal	Total	85	11	95	2	2	4	0
	Muslim	85	10	95	2	2	4	0
South Africa	Total	60	29	89	7	2	9	1
	Christian	61	28	89	7	2	9	2
Tanzania	Total	75	12	86	6	7	13	0
	Christian	72	12	84	7	8	16	0
	Muslim	78	12	90	4	5	10	0
Uganda	Total	49	30	79	13	7	19	2
	Christian	49	30	78	13	7	20	2
	Muslim	51	29	80	12	6	18	2
Zambia	Total	60	23	82	8	9	16	2
	Christian	60	22	82	7	9	16	2

ASK ALL

Q11 Please tell me whether you completely agree, mostly agree, mostly disagree or completely disagree with the following statements.

d. When jobs are scarce, men should have more right to a job than women

		Completely agree	Mostly agree	<i>NET AGREE</i>	Mostly disagree	Completely disagree	<i>NET DISAGREE</i>	DK/Ref
Botswana	Total	10	11	21	23	55	77	2
	Christian	9	11	20	22	56	78	2
Cameroon	Total	30	17	47	21	31	53	0
	Christian	26	16	42	22	35	57	0
	Muslim	49	18	67	16	16	32	0
Chad	Total	38	24	63	21	16	37	0
	Christian	35	21	56	24	19	43	1
	Muslim	41	27	68	19	13	32	0
DR Congo	Total	44	15	59	13	21	34	6
	Christian	45	14	59	14	21	35	6
	Muslim	38	20	58	12	25	37	5
Djibouti	Total	56	21	77	9	11	20	3
	Muslim	57	21	78	9	10	19	3
Ethiopia	Total	23	19	41	19	40	59	0
	Christian	22	19	41	19	40	59	0
	Muslim	24	18	42	18	40	58	0
Ghana	Total	22	18	40	19	40	59	0
	Christian	23	18	41	19	40	59	0
	Muslim	23	16	39	19	42	61	0
Guinea Bissau	Total	43	16	59	15	22	37	4
	Christian	42	16	58	15	23	38	4
	Muslim	44	16	60	16	20	36	5
Kenya	Total	20	14	34	20	44	64	2
	Christian	18	15	33	21	45	65	2
	Muslim	30	13	43	20	36	56	1
Liberia	Total	23	14	37	12	49	61	2
	Christian	22	15	37	12	50	62	1
	Muslim	26	10	36	13	50	63	1
Mali	Total	56	16	72	10	16	26	2
	Muslim	58	16	73	9	15	24	2
Mozambique	Total	29	21	49	20	29	49	2
	Christian	28	21	49	20	28	49	2
	Muslim	31	17	48	20	30	50	2
Nigeria	Total	47	20	68	10	21	32	1
	Christian	44	18	62	12	25	37	1
	Muslim	49	23	72	9	18	27	0
Rwanda	Total	24	17	41	11	46	57	2
	Christian	23	17	40	11	47	58	2
Senegal	Total	58	10	69	7	23	30	1
	Muslim	58	11	68	7	23	30	1
South Africa	Total	26	23	48	16	32	49	3
	Christian	25	22	48	17	33	50	3
Tanzania	Total	17	10	27	9	64	73	0
	Christian	14	10	24	8	68	76	0
	Muslim	21	10	30	9	60	69	0
Uganda	Total	28	20	49	20	30	49	2
	Christian	28	21	48	20	30	50	2
	Muslim	31	18	49	20	29	49	2
Zambia	Total	20	9	29	13	56	69	2
	Christian	19	9	29	13	56	69	2

ASK ALL

Q12 Some feel that we should rely on a democratic form of government to solve our country's problems. Others feel that we should rely on a leader with a strong hand to solve our country's problems. Which comes closer to your opinion?

		Democratic government	Strong leader	DK/Ref	Total
Botswana	Total	76	19	5	100
	Christian	77	20	4	100
Cameroon	Total	73	23	4	100
	Christian	73	24	3	100
	Muslim	71	20	9	100
Chad	Total	78	21	1	100
	Christian	79	20	1	100
	Muslim	77	21	1	100
DR Congo	Total	62	27	10	100
	Christian	65	25	10	100
	Muslim	55	35	10	100
Djibouti	Total	78	16	6	100
	Muslim	79	15	6	100
Ethiopia	Total	76	23	1	100
	Christian	78	21	1	100
	Muslim	72	26	2	100
Ghana	Total	89	10	1	100
	Christian	89	10	1	100
	Muslim	87	12	1	100
Guinea Bissau	Total	60	38	2	100
	Christian	60	39	2	100
	Muslim	61	37	2	100
Kenya	Total	78	20	2	100
	Christian	78	20	2	100
	Muslim	79	19	2	100
Liberia	Total	65	30	4	100
	Christian	70	28	3	100
	Muslim	69	24	6	100
Mali	Total	71	23	6	100
	Muslim	71	22	7	100
Mozambique	Total	70	27	3	100
	Christian	69	27	3	100
	Muslim	73	24	3	100
Nigeria	Total	63	36	2	100
	Christian	60	38	2	100
	Muslim	66	33	1	100
Rwanda	Total	88	9	3	100
	Christian	89	9	3	100
Senegal	Total	78	18	4	100
	Muslim	79	17	4	100
South Africa	Total	54	40	5	100
	Christian	55	41	4	100
Tanzania	Total	60	37	3	100
	Christian	62	35	3	100
	Muslim	57	40	3	100
Uganda	Total	69	29	3	100
	Christian	68	30	2	100
	Muslim	74	22	3	100
Zambia	Total	49	49	2	100
	Christian	49	49	2	100

ASK ALL

Q12a In your opinion, should religious leaders keep out of political matters - or should they express their views on political questions?

		Should keep out	Should express views	DK/Ref	Total
Botswana	Total	26	70	4	100
	Christian	27	70	3	100
Cameroon	Total	40	58	2	100
	Christian	40	59	1	100
	Muslim	43	55	2	100
Chad	Total	41	59	0	100
	Christian	35	65	0	100
	Muslim	43	56	0	100
DR Congo	Total	40	56	5	100
	Christian	41	54	5	100
	Muslim	38	61	2	100
Djibouti	Total	43	50	6	100
	Muslim	43	51	6	100
Ethiopia	Total	63	36	1	100
	Christian	67	32	1	100
	Muslim	55	44	1	100
Ghana	Total	45	55	1	100
	Christian	45	54	1	100
	Muslim	48	51	1	100
Guinea Bissau	Total	35	63	2	100
	Christian	36	62	1	100
	Muslim	32	64	4	100
Kenya	Total	30	70	1	100
	Christian	30	69	1	100
	Muslim	27	72	1	100
Liberia	Total	24	73	3	100
	Christian	22	76	2	100
	Muslim	30	65	5	100
Mali	Total	45	52	3	100
	Muslim	45	52	3	100
Mozambique	Total	40	58	2	100
	Christian	41	57	1	100
	Muslim	40	58	2	100
Nigeria	Total	32	67	1	100
	Christian	34	66	0	100
	Muslim	31	68	1	100
Rwanda	Total	43	55	2	100
	Christian	43	55	2	100
Senegal	Total	51	48	1	100
	Muslim	50	49	1	100
South Africa	Total	31	64	5	100
	Christian	33	63	5	100
Tanzania	Total	43	55	2	100
	Christian	43	56	2	100
	Muslim	44	54	2	100
Uganda	Total	40	58	1	100
	Christian	39	59	1	100
	Muslim	43	55	2	100
Zambia	Total	36	63	1	100
	Christian	36	63	1	100

ASK ALL

Q13 Which is closer to describing your view – I like Western music, movies and television, OR I dislike Western music, movies and television.

		I like Western movies music and television	I dislike Western music, movies and television	DK/Ref	Total
Botswana	Total	74	22	3	100
	Christian	75	21	4	100
Cameroon	Total	65	32	2	100
	Christian	68	31	2	100
	Muslim	54	41	4	100
Chad	Total	59	41	1	100
	Christian	70	29	0	100
	Muslim	53	46	0	100
DR Congo	Total	49	35	16	100
	Christian	50	34	15	100
	Muslim	42	40	17	100
Djibouti	Total	49	44	8	100
	Muslim	48	45	7	100
Ethiopia	Total	33	61	6	100
	Christian	35	60	5	100
	Muslim	29	65	6	100
Ghana	Total	57	40	3	100
	Christian	58	39	3	100
	Muslim	53	44	2	100
Guinea Bissau	Total	76	17	7	100
	Christian	79	15	6	100
	Muslim	71	20	9	100
Kenya	Total	62	37	1	100
	Christian	63	36	1	100
	Muslim	50	49	1	100
Liberia	Total	58	34	8	100
	Christian	65	31	4	100
	Muslim	55	35	10	100
Mali	Total	63	30	7	100
	Muslim	62	31	7	100
Mozambique	Total	54	41	5	100
	Christian	56	38	6	100
	Muslim	49	47	3	100
Nigeria	Total	60	36	4	100
	Christian	72	25	3	100
	Muslim	51	45	4	100
Rwanda	Total	62	24	14	100
	Christian	62	25	14	100
Senegal	Total	59	40	1	100
	Muslim	56	43	2	100
South Africa	Total	61	27	12	100
	Christian	60	27	13	100
Tanzania	Total	34	64	3	100
	Christian	35	63	2	100
	Muslim	33	63	3	100
Uganda	Total	55	40	5	100
	Christian	56	38	6	100
	Muslim	47	49	4	100
Zambia	Total	56	39	6	100
	Christian	56	39	6	100

ASK ALL

Q14 And how do you feel about this statement: It's important to me that political leaders of our country have strong religious beliefs. Do you completely agree, mostly agree, mostly disagree or completely disagree with it?

		Completely agree	Mostly agree	<i>NET AGREE</i>	Mostly disagree	Completely disagree	<i>NET DISAGREE</i>	DK/Ref
Botswana	Total	34	32	66	21	6	27	7
	Christian	36	31	68	20	5	26	7
Cameroon	Total	53	28	81	11	6	17	2
	Christian	54	27	81	11	6	17	1
	Muslim	53	29	83	10	5	15	2
Chad	Total	43	39	81	14	5	19	0
	Christian	42	36	78	16	6	22	0
	Muslim	46	42	88	10	2	12	0
DR Congo	Total	52	23	76	10	7	17	7
	Christian	54	22	76	10	8	17	6
	Muslim	58	26	84	7	5	11	5
Djibouti	Total	67	18	85	6	4	10	5
	Muslim	68	18	86	6	4	10	4
Ethiopia	Total	34	39	73	17	9	26	1
	Christian	35	37	72	17	9	27	2
	Muslim	32	45	77	16	7	23	0
Ghana	Total	65	28	93	5	1	6	1
	Christian	65	28	93	5	1	7	1
	Muslim	59	36	95	1	3	4	1
Guinea Bissau	Total	67	21	88	5	3	9	3
	Christian	65	23	89	5	3	8	3
	Muslim	70	18	88	6	3	9	3
Kenya	Total	46	29	75	15	8	24	1
	Christian	45	29	75	16	8	24	1
	Muslim	53	30	84	10	6	16	1
Liberia	Total	70	19	88	5	3	7	4
	Christian	75	19	94	3	1	4	2
	Muslim	67	19	86	7	1	8	6
Mali	Total	71	15	86	6	3	9	5
	Muslim	73	14	87	5	3	8	4
Mozambique	Total	49	32	81	13	4	17	2
	Christian	49	33	82	12	3	16	3
	Muslim	48	31	79	13	6	20	1
Nigeria	Total	47	35	83	9	6	15	2
	Christian	44	34	79	10	8	18	3
	Muslim	50	36	86	7	5	12	2
Rwanda	Total	55	22	78	10	8	18	4
	Christian	56	22	78	10	8	18	4
Senegal	Total	76	15	90	4	3	7	3
	Muslim	76	14	90	4	3	7	3
South Africa	Total	45	35	80	10	5	14	5
	Christian	47	35	81	9	5	14	5
Tanzania	Total	24	12	35	12	52	64	1
	Christian	24	10	34	11	54	65	1
	Muslim	25	14	39	14	47	60	0
Uganda	Total	50	32	82	12	4	15	2
	Christian	50	32	83	12	3	15	2
	Muslim	53	27	80	12	6	17	2
Zambia	Total	55	24	78	9	8	17	4
	Christian	55	23	78	10	8	17	4

ASK ALL

Q15 And would it be okay with you if the political leaders of our country have a different religion than yours, or do you only want political leaders who share your religion?

		Okay if political leaders have a different religion	Only want leaders who share your religion	DK/Ref	Total
Botswana	Total	44	47	9	100
	Christian	46	46	8	100
Cameroon	Total	86	13	1	100
	Christian	88	12	0	100
	Muslim	78	21	0	100
Chad	Total	76	24	0	100
	Christian	79	21	0	100
	Muslim	73	27	0	100
DR Congo	Total	53	28	19	100
	Christian	54	28	18	100
	Muslim	54	29	18	100
Djibouti	Total	24	68	7	100
	Muslim	23	70	7	100
Ethiopia	Total	63	35	2	100
	Christian	62	35	3	100
	Muslim	64	34	2	100
Ghana	Total	72	24	5	100
	Christian	72	25	4	100
	Muslim	70	22	8	100
Guinea Bissau	Total	83	14	4	100
	Christian	86	11	3	100
	Muslim	78	17	5	100
Kenya	Total	77	21	2	100
	Christian	78	20	2	100
	Muslim	73	25	2	100
Liberia	Total	45	48	7	100
	Christian	44	53	3	100
	Muslim	54	38	8	100
Mali	Total	50	38	12	100
	Muslim	49	39	12	100
Mozambique	Total	69	28	4	100
	Christian	68	28	4	100
	Muslim	68	28	4	100
Nigeria	Total	61	31	8	100
	Christian	63	29	8	100
	Muslim	59	33	8	100
Rwanda	Total	85	12	4	100
	Christian	85	11	4	100
Senegal	Total	66	29	6	100
	Muslim	64	30	6	100
South Africa	Total	67	24	9	100
	Christian	67	25	8	100
Tanzania	Total	83	16	1	100
	Christian	86	13	1	100
	Muslim	79	20	1	100
Uganda	Total	69	28	4	100
	Christian	69	27	4	100
	Muslim	65	29	5	100
Zambia	Total	53	42	5	100
	Christian	53	42	5	100

ASK ALLQ16 Which one of these comes closest to your opinion, number 1 or number 2? (**SHOW CARD**) (**READ**)

Number 1 – It is not necessary to believe in God in order to be moral and have good values

Number 2 – It is necessary to believe in God in order to be moral and have good values

		Number 1	Number 2	DK/Ref	Total
Botswana	Total	33	63	4	100
	Christian	31	65	3	100
	Muslim	1	0	0	100
Cameroon	Total	33	67	0	100
	Christian	33	66	0	100
	Muslim	0	1	0	100
Chad	Total	32	68	0	100
	Christian	30	70	0	100
	Muslim	2	0	0	100
DR Congo	Total	32	63	5	100
	Christian	30	65	4	100
	Muslim	2	0	1	100
Djibouti	Total	21	74	5	100
	Christian	21	75	5	100
	Muslim	0	0	0	100
Ethiopia	Total	27	72	0	100
	Christian	27	73	0	100
	Muslim	0	0	0	100
Ghana	Total	34	64	2	100
	Christian	31	68	1	100
	Muslim	3	0	1	100
Guinea Bissau	Total	29	66	5	100
	Christian	28	67	5	100
	Muslim	1	0	0	100
Kenya	Total	29	71	0	100
	Christian	29	71	0	100
	Muslim	0	0	0	100
Liberia	Total	44	53	3	100
	Christian	44	54	2	100
	Muslim	0	0	1	100
Mali	Total	31	66	3	100
	Christian	31	65	3	100
	Muslim	0	0	0	100
Mozambique	Total	31	68	1	100
	Christian	31	68	1	100
	Muslim	0	0	0	100
Nigeria	Total	26	72	2	100
	Christian	23	76	2	100
	Muslim	1	0	0	100
Rwanda	Total	40	58	2	100
	Christian	41	57	2	100
	Muslim	0	0	0	100
Senegal	Total	28	72	1	100
	Christian	27	72	1	100
	Muslim	0	0	0	100
South Africa	Total	16	83	2	100
	Christian	14	85	1	100
	Muslim	0	0	0	100
Tanzania	Total	17	82	1	100
	Christian	19	80	1	100
	Muslim	0	0	0	100
Uganda	Total	30	69	1	100
	Christian	30	69	1	100
	Muslim	0	0	0	100
Zambia	Total	17	83	0	100
	Christian	17	83	0	100
	Muslim	0	0	0	100

ASK ALL

Q17 In our country, how free are you to practice your religion? Do you feel very free to practice your religion, somewhat free, not too free, or not at all free?

		Very free	Somewhat free	Not too free	Not at all free	(VOL) Not religious	DK/Ref	Total
Botswana	Total	86	10	2	0	1	2	100
	Christian	87	10	2	0	0	1	100
Cameroon	Total	89	7	2	1	1	0	100
	Christian	90	7	2	1	0	0	100
	Muslim	90	8	1	0	0	0	100
Chad	Total	66	22	8	3	1	0	100
	Christian	64	24	9	3	0	0	100
	Muslim	70	22	6	2	0	0	100
DR Congo	Total	77	13	4	2	1	3	100
	Christian	81	12	3	1	0	2	100
	Muslim	69	19	8	2	0	2	100
Djibouti	Total	78	12	5	1	1	3	100
	Muslim	79	12	5	1	1	3	100
Ethiopia	Total	81	16	2	1	0	0	100
	Christian	83	14	2	1	0	0	100
	Muslim	78	19	2	0	0	0	100
Ghana	Total	94	5	0	0	1	0	100
	Christian	95	5	0	0	0	0	100
	Muslim	97	3	0	0	0	0	100
Guinea Bissau	Total	83	13	3	1	0	0	100
	Christian	83	13	2	1	1	0	100
	Muslim	82	12	4	1	0	1	100
Kenya	Total	79	17	3	1	0	0	100
	Christian	81	16	3	0	0	0	100
	Muslim	67	23	9	1	0	0	100
Liberia	Total	86	10	2	1	1	1	100
	Christian	89	9	1	0	0	0	100
	Muslim	83	11	4	1	0	1	100
Mali	Total	82	12	3	1	0	2	100
	Muslim	83	12	2	1	0	2	100
Mozambique	Total	81	16	2	0	0	0	100
	Christian	83	15	2	1	0	0	100
	Muslim	80	17	2	0	1	1	100
Nigeria	Total	77	20	2	0	0	0	100
	Christian	74	22	3	1	0	0	100
	Muslim	79	18	2	0	0	0	100
Rwanda	Total	89	7	1	1	0	2	100
	Christian	90	7	1	1	0	2	100
Senegal	Total	97	1	1	0	0	0	100
	Muslim	97	1	1	0	0	0	100
South Africa	Total	78	16	3	1	1	1	100
	Christian	80	16	2	1	0	1	100
Tanzania	Total	94	4	1	1	0	0	100
	Christian	95	4	0	0	0	0	100
	Muslim	93	4	2	1	0	0	100
Uganda	Total	82	16	2	0	0	0	100
	Christian	83	15	1	0	0	0	100
	Muslim	78	18	2	0	1	1	100
Zambia	Total	93	6	1	0	0	0	100
	Christian	93	6	0	0	0	0	100

ASK ALL

Q18 And in our country, how free are people from religions different than yours to practice their religion? Do you feel they are very free to practice their religion, somewhat free, not too free, or not at all free to practice their religion?

		Very free	Somewhat free	Not too free	Not at all free	(VOL) Depends	DK/Ref	Total
Botswana	Total	77	14	2	1	2	4	100
	Christian	77	15	2	1	1	3	100
Cameroon	Total	81	9	4	1	1	3	100
	Christian	80	10	4	1	1	3	100
	Muslim	88	7	2	0	1	2	100
Chad	Total	66	25	6	1	1	0	100
	Christian	67	26	6	2	0	0	100
	Muslim	68	23	7	1	1	0	100
DR Congo	Total	71	11	4	2	4	7	100
	Christian	72	11	4	2	4	8	100
	Muslim	70	14	8	0	3	4	100
Djibouti	Total	65	15	8	3	2	7	100
	Muslim	65	15	8	3	2	6	100
Ethiopia	Total	80	16	2	0	0	1	100
	Christian	81	16	2	0	0	0	100
	Muslim	79	16	3	0	0	1	100
Ghana	Total	92	6	1	0	0	1	100
	Christian	92	6	1	0	0	1	100
	Muslim	97	3	0	0	0	0	100
Guinea Bissau	Total	80	14	3	2	1	1	100
	Christian	78	15	3	3	1	1	100
	Muslim	83	12	2	2	1	1	100
Kenya	Total	69	21	7	2	1	1	100
	Christian	68	22	7	2	1	1	100
	Muslim	70	19	6	2	0	3	100
Liberia	Total	81	11	3	1	0	4	100
	Christian	82	11	3	1	0	2	100
	Muslim	80	11	3	1	0	5	100
Mali	Total	78	10	4	1	1	7	100
	Muslim	78	9	4	1	1	7	100
Mozambique	Total	86	10	2	0	1	1	100
	Christian	86	10	2	0	1	1	100
	Muslim	88	9	2	0	1	1	100
Nigeria	Total	74	22	2	0	0	2	100
	Christian	70	26	2	0	0	1	100
	Muslim	76	18	2	1	0	2	100
Rwanda	Total	86	8	3	0	1	2	100
	Christian	88	7	3	0	0	2	100
Senegal	Total	93	2	1	0	0	3	100
	Muslim	93	2	1	0	0	3	100
South Africa	Total	74	19	2	0	1	3	100
	Christian	76	18	2	0	1	3	100
Tanzania	Total	86	6	2	1	1	4	100
	Christian	86	6	3	1	0	4	100
	Muslim	89	5	1	1	1	3	100
Uganda	Total	86	10	2	0	1	1	100
	Christian	86	11	2	0	1	1	100
	Muslim	86	10	2	0	1	1	100
Zambia	Total	87	7	2	1	1	3	100
	Christian	88	7	2	1	1	3	100

ASK ALL

Q18 And in our country, how free are people from religions different than yours to practice their religion? Do you feel they are very free to practice their religion, somewhat free, not too free, or not at all free to practice their religion?

ASK IF VERY, SOMEWHAT, NOT TOO, OR NOT ALL FREE (Q18=1,2,3,4)

Q19 And is this a good thing or a bad thing?

		Very free			Somewhat free			Not too/Not at all free			(VOL) Depends/ DK/Ref
		Good thing	Bad thing	DK/Ref	Good thing	Bad thing	DK/Ref	Good thing	Bad thing	DK/Ref	DK/Ref
Botswana	Total	72	3	2	10	3	1	1	2	0	6
	Christian	71	4	2	11	3	1	1	2	0	5
Cameroon	Total	72	9	1	6	3	0	1	4	0	4
	Christian	71	8	1	6	3	0	1	4	0	4
Chad	Muslim	78	8	2	3	4	0	0	2	0	3
	Total	62	4	0	18	7	0	2	5	0	1
DR Congo	Christian	64	3	0	18	8	0	2	6	0	0
	Muslim	64	3	0	17	7	0	3	5	0	1
Djibouti	Total	64	5	3	6	3	2	2	3	1	12
	Christian	66	4	2	6	3	2	2	2	1	12
Ethiopia	Muslim	64	4	2	10	4	0	2	4	2	7
	Total	54	8	2	8	5	2	3	6	3	9
Ghana	Muslim	55	8	2	8	5	2	3	6	2	9
	Total	75	4	1	12	4	1	1	2	0	1
Guinea Bissau	Christian	76	4	1	11	4	1	0	2	0	1
	Muslim	74	4	1	13	2	0	1	2	0	2
Kenya	Total	88	3	2	4	1	0	0	1	0	1
	Christian	87	3	2	4	2	0	0	1	0	1
Liberia	Muslim	95	0	2	2	0	0	0	0	0	0
	Total	73	4	2	8	6	0	1	3	1	2
Mali	Christian	70	4	3	8	6	0	1	4	1	2
	Muslim	79	4	0	7	5	0	1	2	0	1
Mozambique	Total	67	2	0	15	6	0	2	6	0	2
	Christian	67	1	0	16	6	0	2	6	0	2
Nigeria	Muslim	63	6	1	14	5	1	1	6	1	3
	Total	76	4	1	7	3	1	2	2	0	4
Zambia	Christian	77	5	1	7	3	1	2	3	0	2
	Muslim	75	3	1	8	3	0	1	2	0	5
Zimbabwe	Total	71	4	3	5	2	2	1	3	1	8
	Muslim	71	5	3	5	2	2	1	3	1	8
Zimbabwe	Total	82	3	1	9	2	0	0	1	0	2
	Christian	82	3	1	8	1	0	0	2	0	2
Zimbabwe	Muslim	84	4	0	8	1	0	0	1	0	1
	Total	71	2	1	16	5	0	1	2	0	2
Zimbabwe	Christian	67	3	1	20	6	0	1	2	0	1
	Muslim	74	1	1	13	5	1	1	2	0	2

Q18/19 CONT...

		Very free			Somewhat free			Not too/Not at all free			(VOL) Depends/ DK/Ref
		Good thing	Bad thing	DK/Ref	Good thing	Bad thing	DK/Ref	Good thing	Bad thing	DK/Ref	
Rwanda	Total	84	1	1	4	3	0	1	2	0	3
	Christian	85	1	1	4	3	0	1	2	0	3
Senegal	Total	90	1	2	1	0	0	0	1	0	3
	Muslim	90	1	2	1	0	0	0	1	0	3
South Africa	Total	71	1	2	14	4	1	0	2	0	4
	Christian	73	1	2	13	4	1	0	2	0	3
Tanzania	Total	85	1	0	4	2	0	1	2	0	5
	Christian	84	1	0	3	2	0	1	3	0	5
	Muslim	88	1	0	3	2	0	0	2	0	4
Uganda	Total	82	3	1	9	2	0	0	1	0	2
	Christian	82	3	1	9	2	0	0	1	0	2
	Muslim	81	5	1	9	1	0	0	1	1	2
Zambia	Total	76	8	3	6	1	0	1	2	0	4
	Christian	77	8	3	5	1	0	1	2	0	3

ASK ALL

Q20 How much would you say you know about **(INSERT)** —a great deal, some, not very much or nothing at all? **(READ LIST)**

a. the Muslim religion and its practices

		A great deal	Some	Not very much	Nothing at all	DK/Ref	Total
Botswana	Total	10	21	23	42	4	100
	Christian	9	23	23	41	4	100
Cameroon	Total	10	25	31	34	0	100
	Christian	2	21	36	40	0	100
	Muslim	47	47	3	2	0	100
Chad	Total	44	26	17	12	0	100
	Christian	10	30	36	24	0	100
	Muslim	75	24	1	0	0	100
DR Congo	Total	13	19	17	35	17	100
	Christian	5	18	18	40	19	100
	Muslim	63	20	12	2	2	100
Djibouti	Total	76	18	5	0	1	100
	Muslim	77	18	4	0	0	100
Ethiopia	Total	29	27	23	21	0	100
	Christian	3	35	33	30	0	100
	Muslim	89	9	1	0	0	100
Ghana	Total	16	23	34	23	4	100
	Christian	9	23	39	25	4	100
	Muslim	77	17	3	2	1	100
Guinea Bissau	Total	48	22	12	9	8	100
	Christian	32	27	17	13	12	100
	Muslim	76	16	4	2	2	100
Kenya	Total	15	17	36	31	1	100
	Christian	7	17	40	35	2	100
	Muslim	79	17	5	0	0	100
Liberia	Total	23	19	16	34	9	100
	Christian	13	20	17	40	10	100
	Muslim	68	20	8	3	1	100
Mali	Total	76	16	5	2	1	100
	Muslim	81	15	3	0	1	100
Mozambique	Total	20	24	31	23	1	100
	Christian	14	23	34	27	2	100
	Muslim	44	25	20	11	0	100
Nigeria	Total	52	18	18	11	2	100
	Christian	14	28	34	21	4	100
	Muslim	86	8	4	1	0	100
Rwanda	Total	10	17	30	42	2	100
	Christian	6	16	32	44	2	100
Senegal	Total	69	20	9	2	0	100
	Muslim	77	19	4	0	0	100
South Africa	Total	5	8	21	53	13	100
	Christian	3	9	21	55	13	100
Tanzania	Total	17	33	20	24	7	100
	Christian	5	22	27	36	11	100
	Muslim	38	53	8	2	0	100
Uganda	Total	17	24	33	24	1	100
	Christian	10	24	37	28	2	100
	Muslim	63	25	10	1	1	100
Zambia	Total	4	12	35	40	9	100
	Christian	3	12	36	40	9	100

ASK ALL

Q20 How much would you say you know about **(INSERT)** —a great deal, some, not very much or nothing at all? **(READ LIST)**

b. the Christian religion and its practices

		A great deal	Some	Not very much	Nothing at all	DK/Ref	Total
Botswana	Total	66	24	8	2	1	100
	Christian	69	23	6	1	1	100
Cameroon	Total	36	45	11	8	0	100
	Christian	43	49	7	1	0	100
	Muslim	4	26	30	40	1	100
Chad	Total	34	30	20	15	0	100
	Christian	75	22	3	1	0	100
	Muslim	6	36	33	25	0	100
DR Congo	Total	60	22	8	6	4	100
	Christian	68	21	5	2	3	100
	Muslim	22	22	27	23	6	100
Djibouti	Total	13	18	26	35	8	100
	Muslim	12	18	27	36	8	100
Ethiopia	Total	54	27	13	6	0	100
	Christian	76	21	2	1	0	100
	Muslim	4	40	38	17	0	100
Ghana	Total	69	20	7	3	1	100
	Christian	81	16	2	0	0	100
	Muslim	14	32	35	17	2	100
Guinea Bissau	Total	49	24	10	11	6	100
	Christian	65	20	6	6	3	100
	Muslim	24	31	15	18	13	100
Kenya	Total	67	24	6	3	0	100
	Christian	75	22	3	0	0	100
	Muslim	11	34	33	21	0	100
Liberia	Total	49	23	13	10	5	100
	Christian	66	24	6	2	1	100
	Muslim	15	26	28	25	6	100
Mali	Total	16	19	30	30	5	100
	Muslim	10	20	32	32	5	100
Mozambique	Total	55	28	13	4	0	100
	Christian	62	26	9	3	0	100
	Muslim	31	30	27	11	1	100
Nigeria	Total	44	18	24	13	2	100
	Christian	84	8	4	3	1	100
	Muslim	8	26	42	21	3	100
Rwanda	Total	65	23	9	3	1	100
	Christian	69	23	6	2	1	100
	Muslim	7	14	39	37	2	100
South Africa	Total	66	24	6	3	2	100
	Christian	72	22	4	2	1	100
Tanzania	Total	38	32	17	11	2	100
	Christian	57	34	7	1	0	100
	Muslim	8	29	35	24	4	100
Uganda	Total	58	28	10	4	0	100
	Christian	65	27	6	2	0	100
	Muslim	10	34	37	17	2	100
Zambia	Total	80	14	4	1	0	100
	Christian	81	14	3	1	0	100

ASK ALL

Q20 How much would you say you know about **(INSERT)** —a great deal, some, not very much or nothing at all? **(READ LIST)**

c. ancestral, tribal, animist, or other traditional African religions

		A great deal	Some	Not very much	Nothing at all	DK/Ref	Total
Botswana	Total	25	32	28	10	4	100
	Christian	26	31	29	10	4	100
Cameroon	Total	6	20	27	46	2	100
	Christian	6	20	28	44	2	100
	Muslim	2	16	22	58	2	100
Chad	Total	8	25	34	32	1	100
	Christian	7	27	39	27	0	100
	Muslim	4	25	32	38	1	100
DR Congo	Total	11	16	16	37	20	100
	Christian	8	15	16	38	22	100
	Muslim	9	14	19	43	15	100
Djibouti	Total	12	12	11	53	13	100
	Muslim	12	11	11	53	13	100
Ethiopia	Total	3	16	27	51	2	100
	Christian	4	17	27	49	3	100
	Muslim	1	14	27	56	2	100
Ghana	Total	11	27	32	26	5	100
	Christian	7	28	33	27	5	100
	Muslim	9	23	31	31	5	100
Guinea Bissau	Total	21	21	22	23	12	100
	Christian	22	22	23	23	10	100
	Muslim	19	18	22	25	17	100
Kenya	Total	6	23	33	36	3	100
	Christian	6	24	33	34	3	100
	Muslim	1	16	32	48	3	100
Liberia	Total	19	17	17	36	11	100
	Christian	9	18	18	41	13	100
	Muslim	10	17	20	39	13	100
Mali	Total	9	15	26	39	11	100
	Muslim	7	15	26	41	11	100
Mozambique	Total	8	24	30	33	5	100
	Christian	8	24	29	33	5	100
	Muslim	6	22	32	35	5	100
Nigeria	Total	6	12	27	48	7	100
	Christian	6	14	31	42	7	100
	Muslim	4	11	24	54	7	100
Rwanda	Total	3	7	15	71	4	100
	Christian	3	7	14	72	4	100
Senegal	Total	4	7	14	73	2	100
	Muslim	3	7	13	75	2	100
South Africa	Total	28	26	22	20	5	100
	Christian	25	26	23	20	5	100
Tanzania	Total	8	20	18	36	18	100
	Christian	8	19	16	39	18	100
	Muslim	7	21	21	33	18	100
Uganda	Total	7	24	31	33	6	100
	Christian	7	25	31	32	6	100
	Muslim	6	17	32	40	6	100
Zambia	Total	6	15	30	40	9	100
	Christian	6	15	31	40	9	100

ASK ALL

Q21 From what you know, do you think that the Muslim religion and the Christian religion have a lot in common, or do you think that the Muslim religion and the Christian religion are very different?

		Lot in common	Very different	DK/Ref	Total
Botswana	Total	14	54	32	100
	Christian	15	56	30	100
Cameroon	Total	38	57	5	100
	Christian	34	61	5	100
	Muslim	58	39	3	100
Chad	Total	40	58	2	100
	Christian	47	52	1	100
	Muslim	34	64	2	100
DR Congo	Total	14	67	19	100
	Christian	10	70	19	100
	Muslim	26	66	8	100
Djibouti	Total	32	60	9	100
	Muslim	31	60	8	100
Ethiopia	Total	31	64	5	100
	Christian	27	68	5	100
	Muslim	41	55	3	100
Ghana	Total	38	57	6	100
	Christian	35	60	5	100
	Muslim	51	39	9	100
Guinea Bissau	Total	62	35	3	100
	Christian	62	35	3	100
	Muslim	62	37	1	100
Kenya	Total	34	59	7	100
	Christian	33	60	7	100
	Muslim	42	54	4	100
Liberia	Total	28	57	15	100
	Christian	25	68	7	100
	Muslim	53	38	9	100
Mali	Total	51	36	13	100
	Muslim	51	37	12	100
Mozambique	Total	27	64	9	100
	Christian	24	66	10	100
	Muslim	34	60	6	100
Nigeria	Total	45	49	6	100
	Christian	42	53	6	100
	Muslim	48	45	6	100
Rwanda	Total	20	70	9	100
	Christian	20	71	9	100
Senegal	Total	63	28	9	100
	Muslim	61	29	10	100
South Africa	Total	11	63	26	100
	Christian	10	64	26	100
Tanzania	Total	41	50	9	100
	Christian	32	59	9	100
	Muslim	59	37	4	100
Uganda	Total	27	63	10	100
	Christian	26	64	10	100
	Muslim	36	58	6	100
Zambia	Total	14	71	15	100
	Christian	14	71	15	100

ASK ALL

Q22 At the present time, do you think Christians are increasing their influence on life in our country or losing their influence?

		Increasing influence	Losing influence	Same/neither increasing nor losing (VOL)	DK/Ref	Total
Botswana	Total	73	12	6	9	100
	Christian	75	12	6	7	100
Cameroon	Total	62	22	11	5	100
	Christian	63	23	11	3	100
	Muslim	63	15	11	11	100
Chad	Total	51	33	14	2	100
	Christian	70	23	7	0	100
	Muslim	39	41	18	3	100
DR Congo	Total	53	25	11	11	100
	Christian	58	22	11	10	100
	Muslim	35	42	11	11	100
Djibouti	Total	31	43	9	17	100
	Muslim	32	44	8	17	100
Ethiopia	Total	50	15	31	4	100
	Christian	56	15	27	2	100
	Muslim	36	17	40	7	100
Ghana	Total	83	10	4	4	100
	Christian	88	9	2	1	100
	Muslim	64	7	8	21	100
Guinea Bissau	Total	68	21	6	4	100
	Christian	75	17	6	2	100
	Muslim	59	27	7	8	100
Kenya	Total	67	21	8	3	100
	Christian	69	21	7	2	100
	Muslim	55	20	16	9	100
Liberia	Total	78	7	2	13	100
	Christian	88	7	1	4	100
	Muslim	70	12	2	16	100
Mali	Total	48	20	8	25	100
	Muslim	46	21	8	26	100
Mozambique	Total	79	10	4	8	100
	Christian	83	7	3	7	100
	Muslim	67	18	5	10	100
Nigeria	Total	69	11	9	12	100
	Christian	85	8	4	2	100
	Muslim	54	13	13	20	100
Rwanda	Total	88	6	2	4	100
	Christian	90	5	1	3	100
Senegal	Total	31	37	8	25	100
	Muslim	27	38	8	27	100
South Africa	Total	61	19	9	12	100
	Christian	64	19	8	10	100
Tanzania	Total	66	14	11	10	100
	Christian	72	14	10	4	100
	Muslim	57	14	12	17	100
Uganda	Total	81	10	3	7	100
	Christian	84	8	2	6	100
	Muslim	61	20	6	13	100
Zambia	Total	83	8	4	5	100
	Christian	83	8	4	5	100

ASK ALL

Q22 At the present time, do you think Christians are increasing their influence on life in our country or losing their influence?

ASK IF CHRISTIANS INCREASING, LOSING, OR SAME/NEITHER INFLUENCE (Q22=1,2,3)

Q23 All in all, do you think this is a good thing or a bad thing?

		Increasing influence			Losing influence			Same/neither increasing nor losing (VOL)			DK/Ref
		Good thing	Bad thing	(VOL) Both/Neither/Depends /DK/Ref	Good thing	Bad thing	(VOL) Both/Neither/Depends /DK/Ref	Good thing	Bad thing	(VOL) Both/Neither/Depends /DK/Ref	
Botswana	Total	68	2	3	2	9	2	1	2	3	9
	Christian	70	2	3	1	9	2	1	2	3	7
Cameroon	Total	52	9	1	3	18	1	5	3	3	5
	Christian	56	6	1	2	20	1	5	4	2	3
	Muslim	38	22	3	5	9	0	5	0	6	11
Chad	Total	45	5	2	12	19	2	7	2	5	2
	Christian	66	2	1	3	20	1	3	2	2	0
	Muslim	32	6	1	20	19	2	10	2	6	3
DR Congo	Total	46	4	3	6	17	2	4	3	4	11
	Christian	53	2	2	3	18	1	4	3	4	10
	Muslim	17	13	5	24	15	4	3	1	7	11
Djibouti	Total	12	16	3	25	14	4	1	2	5	17
	Muslim	12	17	3	26	15	4	1	2	5	17
Ethiopia	Total	41	6	3	5	9	1	14	2	14	4
	Christian	51	3	2	1	13	0	11	3	13	2
	Muslim	17	13	6	13	1	3	23	0	17	7
Ghana	Total	79	2	1	1	8	0	1	1	2	4
	Christian	85	2	1	1	7	0	0	1	1	1
	Muslim	56	4	3	4	2	1	5	0	3	21
Guinea Bissau	Total	64	3	1	9	11	1	3	1	2	4
	Christian	72	2	1	4	13	1	3	2	1	2
	Muslim	52	6	1	16	9	2	3	1	2	8
Kenya	Total	64	2	2	2	17	2	2	2	4	3
	Christian	67	1	1	2	18	2	1	2	4	2
	Muslim	40	8	7	8	10	2	5	2	9	9
Liberia	Total	71	5	2	3	4	0	1	0	1	13
	Christian	85	3	1	3	4	0	1	0	0	4
	Muslim	58	8	4	6	5	1	1	0	1	16
Mali	Total	29	14	5	12	4	4	3	1	4	25
	Muslim	26	15	5	13	4	4	3	1	4	26
Mozambique	Total	72	5	2	2	7	1	1	0	2	8
	Christian	77	4	1	1	5	1	1	0	2	7
	Muslim	54	10	3	5	12	1	2	0	3	10
Nigeria	Total	61	4	4	5	5	2	3	1	4	12
	Christian	82	2	2	1	7	1	1	1	3	2
	Muslim	42	7	5	8	3	3	6	1	6	20
Rwanda	Total	84	3	2	3	3	0	0	0	1	4
	Christian	87	2	2	2	3	0	0	0	1	3

Q22/23 CONT...

		Increasing influence			Losing influence			Same/neither increasing nor losing (VOL)			DK/Ref
		Good thing	Bad thing	(VOL) Both/Neither/Depends /DK/Ref	Good thing	Bad thing	(VOL) Both/Neither/Depends /DK/Ref	Good thing	Bad thing	(VOL) Both/Neither/Depends /DK/Ref	
Senegal	Total	24	4	3	28	5	3	3	1	4	25
	Muslim	20	5	3	31	4	3	4	0	4	27
South Africa	Total	57	2	1	1	15	2	3	1	5	12
	Christian	61	2	1	1	16	2	3	1	4	10
Tanzania	Total	57	8	2	4	8	1	7	1	3	10
	Christian	67	4	1	3	10	1	7	1	2	4
	Muslim	41	14	3	6	6	1	7	1	4	17
Uganda	Total	74	4	2	2	7	1	1	0	2	7
	Christian	80	3	2	2	6	1	0	0	2	6
	Muslim	43	16	3	7	12	1	2	0	3	13
Zambia	Total	78	3	2	1	8	0	0	2	1	5
	Christian	78	3	2	1	8	0	0	2	1	5

ASK ALL

Q24 At the present time, do you think Muslims are increasing their influence on life in our country or losing their influence?

		Increasing influence	Losing influence	Same/Neither increasing nor losing (VOL)	DK/Ref	Total
Botswana	Total	45	9	8	38	100
	Christian	45	9	7	38	100
Cameroon	Total	47	26	14	14	100
	Christian	44	26	15	15	100
	Muslim	61	27	7	4	100
Chad	Total	77	15	8	0	100
	Christian	74	21	5	0	100
	Muslim	81	10	9	0	100
DR Congo	Total	25	27	18	30	100
	Christian	21	28	18	32	100
	Muslim	55	22	15	8	100
Djibouti	Total	70	17	4	9	100
	Muslim	71	17	4	8	100
Ethiopia	Total	51	13	29	7	100
	Christian	48	16	27	9	100
	Muslim	57	8	33	2	100
Ghana	Total	58	19	10	13	100
	Christian	56	20	11	13	100
	Muslim	82	4	2	11	100
Guinea Bissau	Total	79	13	5	3	100
	Christian	72	18	6	4	100
	Muslim	92	5	2	1	100
Kenya	Total	45	23	16	16	100
	Christian	42	24	16	18	100
	Muslim	69	15	14	3	100
Liberia	Total	53	22	4	21	100
	Christian	54	26	3	17	100
	Muslim	71	16	3	11	100
Mali	Total	85	5	3	7	100
	Muslim	87	5	2	6	100
Mozambique	Total	38	30	13	19	100
	Christian	33	32	14	21	100
	Muslim	52	21	14	12	100
Nigeria	Total	66	11	8	15	100
	Christian	52	14	8	26	100
	Muslim	78	8	7	6	100
Rwanda	Total	48	23	6	23	100
	Christian	46	24	6	24	100
Senegal	Total	87	5	3	5	100
	Muslim	89	5	3	3	100
South Africa	Total	23	16	13	48	100
	Christian	24	15	13	48	100
Tanzania	Total	54	16	12	18	100
	Christian	47	19	12	23	100
	Muslim	69	13	12	7	100
Uganda	Total	37	29	14	20	100
	Christian	33	31	14	22	100
	Muslim	65	21	11	4	100
Zambia	Total	32	28	14	26	100
	Christian	31	28	15	26	100

ASK ALL

Q24 At the present time, do you think Muslims are increasing their influence on life in our country or losing their influence?

ASK IF MUSLIMS INCREASING, LOSING, OR SAME/NEITHER INFLUENCE (Q24=1,2,3)

Q25 All in all, do you think this is a good thing or a bad thing?

		Increasing influence			Losing influence			Same/Neither increasing nor losing (VOL)			DK/Ref
		Good thing	Bad thing	(VOL) Both/Neither/Depends/DK/Ref	Good thing	Bad thing	(VOL) Both/Neither/Depends/DK/Ref	Good thing	Bad thing	(VOL) Both/Neither/Depends/DK/Ref	
Botswana	Total	27	11	7	4	5	0	2	0	6	38
	Christian	27	12	7	4	5	1	2	0	5	38
Cameroon	Total	37	9	2	8	16	1	7	2	4	14
	Christian	33	9	2	10	15	2	8	3	4	15
	Muslim	58	3	0	2	24	0	2	1	4	4
Chad	Total	59	15	3	5	9	1	5	1	2	0
	Christian	43	26	5	9	10	3	2	2	1	0
	Muslim	77	4	1	1	8	0	6	1	1	0
DR Congo	Total	16	8	2	10	14	3	7	4	6	30
	Christian	10	9	2	10	14	4	8	4	7	32
	Muslim	52	2	1	3	18	0	5	6	4	8
Djibouti	Total	62	5	3	7	8	2	0	1	3	9
	Muslim	64	5	3	8	8	1	0	1	2	8
Ethiopia	Total	25	20	5	8	4	1	12	3	14	7
	Christian	13	28	7	12	2	2	11	1	15	9
	Muslim	53	2	2	0	8	0	16	6	11	2
Ghana	Total	48	5	4	9	9	1	3	1	6	13
	Christian	45	6	5	11	8	1	3	1	6	13
	Muslim	81	1	0	1	3	0	1	0	1	11
Guinea Bissau	Total	65	12	2	6	6	1	4	0	1	3
	Christian	51	18	3	8	8	2	4	1	1	4
	Muslim	90	2	1	3	2	0	2	0	0	1
Kenya	Total	32	10	3	9	11	3	4	3	9	16
	Christian	28	11	3	10	10	3	5	2	10	18
	Muslim	66	1	2	2	12	1	3	5	5	3
Liberia	Total	36	14	2	13	8	2	1	1	1	21
	Christian	32	19	2	17	7	2	2	1	1	17
	Muslim	67	3	1	3	13	0	1	1	0	11
Mali	Total	80	2	4	1	3	1	1	1	1	7
	Muslim	85	1	1	1	3	0	1	1	0	6
Mozambique	Total	29	7	2	14	14	2	5	4	5	19
	Christian	23	8	2	16	15	2	5	4	5	21
	Muslim	45	5	2	5	15	1	4	6	4	12
Nigeria	Total	56	5	5	5	5	1	2	1	5	15
	Christian	37	8	7	9	4	1	1	1	6	26
	Muslim	73	2	3	1	6	1	2	1	4	6
Rwanda	Total	42	5	2	12	7	4	1	1	4	23
	Christian	39	5	2	13	7	4	1	1	4	24

Q24/25 CONT...

		Increasing influence			Losing influence			Same/Neither increasing nor losing (VOL)			DK/Ref
		Good thing	Bad thing	(VOL) Both/Neither/Depends /DK/Ref	Good thing	Bad thing	(VOL) Both/Neither/Depends/DK/Ref	Good thing	Bad thing	(VOL) Both/Neither/Depends/DK/Ref	
Senegal	Total	82	2	2	3	3	0	1	1	1	5
	Muslim	86	2	1	2	3	0	0	1	1	3
South Africa	Total	12	8	3	6	7	3	4	1	8	48
	Christian	12	9	3	7	7	2	4	1	8	48
Tanzania	Total	42	10	2	5	11	1	7	1	4	18
	Christian	32	12	2	6	12	1	8	1	3	23
Uganda	Muslim	61	7	1	3	9	0	6	2	4	7
	Total	27	7	2	14	14	2	5	4	5	20
Zambia	Christian	22	8	2	16	13	2	6	3	5	22
	Muslim	61	2	2	3	17	1	2	7	2	4
Zambia	Total	16	12	3	19	7	3	9	2	4	26
	Christian	15	13	3	19	7	3	9	2	4	26

ASK ALL

Q26 At the present time, do you think people who are NOT religious are increasing their influence on life in our country or losing their influence?

		Increasing influence	Losing influence	Same/Neither increasing nor losing (VOL.)	DK/Ref	Total
Botswana	Total	52	21	10	17	100
	Christian	52	22	9	17	100
Cameroon	Total	33	43	11	13	100
	Christian	36	41	11	12	100
	Muslim	18	50	11	21	100
Chad	Total	29	45	23	2	100
	Christian	32	45	22	1	100
	Muslim	27	45	24	4	100
DR Congo	Total	23	41	11	25	100
	Christian	22	42	12	25	100
	Muslim	18	42	10	30	100
Djibouti	Total	29	35	11	26	100
	Muslim	28	35	11	26	100
Ethiopia	Total	18	39	24	19	100
	Christian	18	38	24	19	100
	Muslim	18	40	23	20	100
Ghana	Total	33	43	11	14	100
	Christian	32	46	9	13	100
	Muslim	29	27	16	28	100
Guinea Bissau	Total	30	58	6	6	100
	Christian	29	60	6	5	100
	Muslim	32	54	7	7	100
Kenya	Total	40	39	10	11	100
	Christian	42	39	10	9	100
	Muslim	22	39	12	27	100
Liberia	Total	29	38	6	27	100
	Christian	29	43	5	23	100
	Muslim	31	32	4	33	100
Mali	Total	19	49	8	25	100
	Muslim	20	49	7	24	100
Mozambique	Total	23	54	6	17	100
	Christian	22	55	6	17	100
	Muslim	24	54	5	18	100
Nigeria	Total	17	39	8	35	100
	Christian	16	45	6	33	100
	Muslim	18	34	10	37	100
Rwanda	Total	34	46	5	15	100
	Christian	34	47	4	15	100
Senegal	Total	11	42	10	37	100
	Muslim	11	42	9	38	100
South Africa	Total	34	30	15	21	100
	Christian	34	31	14	21	100
Tanzania	Total	14	41	17	28	100
	Christian	16	40	16	27	100
	Muslim	12	43	17	29	100
Uganda	Total	23	54	7	16	100
	Christian	22	55	7	16	100
	Muslim	27	50	5	18	100
Zambia	Total	41	34	10	15	100
	Christian	41	34	10	14	100

ASK ALL

Q26 At the present time, do you think people who are NOT religious are increasing their influence on life in our country or losing their influence?

ASK IF PEOPLE NOT RELIGIOUS INCREASING, LOSING, SAME/NEITHER INFLUENCE (Q26=1,2,3)

Q27 All in all, do you think this is a good thing or a bad thing?

		Increasing influence			Losing influence			Same/Neither increasing nor losing (VOL)			DK/Ref
		Good thing	Bad thing	(VOL) Both/Neither/Depends/DK/Ref	Good thing	Bad thing	(VOL) Both/Neither/Depends/DK/Ref	Good thing	Bad thing	(VOL) Both/Neither/Depends/DK/Ref	
Botswana	Total	12	34	6	11	7	3	2	2	6	17
	Christian	12	34	6	12	7	3	2	2	6	17
Cameroon	Total	6	26	1	27	15	1	5	2	4	13
	Christian	5	29	1	26	14	1	5	2	4	12
	Muslim	2	15	1	33	16	1	4	2	5	21
Chad	Total	11	16	2	23	17	5	14	3	6	2
	Christian	12	19	1	24	17	5	11	3	8	1
	Muslim	10	15	2	24	16	5	17	3	4	4
DR Congo	Total	7	15	2	27	11	3	4	2	5	25
	Christian	5	15	1	27	12	3	4	3	5	25
	Muslim	5	12	0	32	9	1	6	1	3	30
Djibouti	Total	14	12	3	16	16	3	2	1	7	26
	Muslim	14	12	3	17	16	2	2	1	7	26
Ethiopia	Total	6	11	1	33	5	1	9	1	13	19
	Christian	5	11	1	32	5	1	10	1	13	19
	Muslim	7	9	1	34	5	1	9	1	13	20
Ghana	Total	14	18	1	32	9	2	4	2	5	14
	Christian	13	19	1	34	9	2	4	2	4	13
	Muslim	13	15	1	25	1	1	5	1	10	28
Guinea Bissau	Total	22	7	1	35	20	3	3	2	1	6
	Christian	20	8	1	37	20	3	2	2	2	5
	Muslim	25	6	1	32	19	3	3	3	1	7
Kenya	Total	9	28	3	23	15	0	1	2	6	11
	Christian	9	30	3	23	15	1	1	3	6	9
	Muslim	5	16	1	21	18	0	3	1	8	27
Liberia	Total	14	14	1	25	12	1	3	2	2	27
	Christian	14	15	0	29	13	1	3	1	1	23
	Muslim	16	13	2	25	6	1	3	0	1	33
Mali	Total	6	12	1	40	7	2	3	2	3	25
	Muslim	6	13	1	41	6	2	3	2	2	24
Mozambique	Total	6	17	1	40	13	1	4	1	1	17
	Christian	5	16	1	42	13	1	4	1	1	17
	Muslim	5	18	2	42	10	2	4	1	1	18
Nigeria	Total	8	8	1	28	9	2	2	1	4	35
	Christian	7	7	1	33	10	2	2	1	3	33
	Muslim	9	8	1	24	9	1	3	2	6	37

CONT Q26/27...

		Increasing influence			Losing influence			Same/Neither increasing nor losing (VOL)			DK/Ref
		Good thing	Bad thing	(VOL) Both/Neither/Depends/DK/Ref	Good thing	Bad thing	(VOL) Both/Neither/Depends/DK/Ref	Good thing	Bad thing	(VOL) Both/Neither/Depends/DK/Ref	
Rwanda	Total	18	14	1	32	12	2	1	1	3	15
	Christian	18	15	1	32	12	3	1	1	2	15
Senegal	Total	4	6	1	38	3	2	5	1	4	37
	Muslim	3	6	1	38	2	1	5	0	4	38
South Africa	Total	8	24	2	16	12	2	3	2	10	21
	Christian	8	24	2	16	12	2	3	2	9	21
Tanzania	Total	6	8	1	19	21	2	8	2	7	28
	Christian	6	9	1	18	21	2	8	3	6	27
	Muslim	5	6	1	20	21	2	8	2	7	29
Uganda	Total	6	16	1	39	13	1	4	1	1	16
	Christian	6	15	1	40	14	2	5	1	1	16
	Muslim	4	21	2	40	9	1	4	0	1	18
Zambia	Total	9	31	2	25	8	1	5	3	3	15
	Christian	9	31	2	25	8	1	5	3	3	14

ASK ALL

Q28 Which of these characteristics do you associate with Muslims? Do you associate this with Muslims, or not? **(READ LIST) (SHOW CARD)**

a. Honest

		Yes, associate	No, do not associate	DK/Ref	Total
Botswana	Total	34	23	42	100
	Christian	36	21	43	100
Cameroon	Total	61	30	9	100
	Christian	57	33	9	100
	Muslim	82	12	6	100
Chad	Total	75	25	0	100
	Christian	55	44	1	100
	Muslim	94	6	0	100
DR Congo	Total	41	23	36	100
	Christian	36	24	40	100
	Muslim	84	4	12	100
Djibouti	Total	93	4	2	100
	Muslim	94	4	2	100
Ethiopia	Total	81	14	5	100
	Christian	74	19	7	100
	Muslim	98	2	0	100
Ghana	Total	71	21	9	100
	Christian	70	21	9	100
	Muslim	93	3	4	100
Guinea Bissau	Total	79	14	6	100
	Christian	70	21	9	100
	Muslim	96	3	2	100
Kenya	Total	71	21	8	100
	Christian	68	23	10	100
	Muslim	96	4	0	100
Liberia	Total	57	30	13	100
	Christian	53	34	12	100
	Muslim	72	23	5	100
Mali	Total	96	3	2	100
	Muslim	97	2	1	100
Mozambique	Total	60	31	9	100
	Christian	55	35	10	100
	Muslim	75	19	5	100
Nigeria	Total	80	13	7	100
	Christian	72	19	10	100
	Muslim	88	9	4	100
Rwanda	Total	58	22	20	100
	Christian	57	23	20	100
Senegal	Total	95	3	2	100
	Muslim	96	2	1	100
South Africa	Total	29	27	44	100
	Christian	29	28	44	100
Tanzania	Total	64	23	13	100
	Christian	50	33	17	100
	Muslim	90	8	2	100
Uganda	Total	58	32	10	100
	Christian	53	35	12	100
	Muslim	89	9	2	100
Zambia	Total	50	24	26	100
	Christian	49	25	26	100

ASK ALL

Q28 Which of these characteristics do you associate with Muslims? Do you associate this with Muslims, or not? **(READ LIST) (SHOW CARD)**

b. Violent

		Yes, associate	No, do not associate	DK/Ref	Total
Botswana	Total	29	32	39	100
	Christian	25	34	40	100
Cameroon	Total	50	45	5	100
	Christian	57	38	5	100
	Muslim	19	77	4	100
Chad	Total	44	56	0	100
	Christian	70	29	0	100
	Muslim	20	80	0	100
DR Congo	Total	40	31	29	100
	Christian	42	27	31	100
	Muslim	18	68	13	100
Djibouti	Total	8	87	6	100
	Muslim	7	88	5	100
Ethiopia	Total	30	66	4	100
	Christian	38	56	5	100
	Muslim	12	88	0	100
Ghana	Total	55	41	4	100
	Christian	61	35	3	100
	Muslim	17	79	4	100
Guinea Bissau	Total	15	76	9	100
	Christian	20	70	10	100
	Muslim	7	88	6	100
Kenya	Total	44	49	7	100
	Christian	48	44	8	100
	Muslim	13	85	1	100
Liberia	Total	35	55	10	100
	Christian	42	48	10	100
	Muslim	13	84	3	100
Mali	Total	3	92	4	100
	Muslim	3	94	3	100
Mozambique	Total	42	51	7	100
	Christian	46	45	8	100
	Muslim	31	66	3	100
Nigeria	Total	24	70	6	100
	Christian	38	53	10	100
	Muslim	11	85	3	100
Rwanda	Total	21	60	18	100
	Christian	22	59	19	100
Senegal	Total	6	92	2	100
	Muslim	4	94	1	100
South Africa	Total	21	41	38	100
	Christian	22	39	39	100
Tanzania	Total	32	58	10	100
	Christian	43	44	13	100
	Muslim	15	82	3	100
Uganda	Total	43	50	8	100
	Christian	46	46	8	100
	Muslim	19	77	4	100
Zambia	Total	46	38	17	100
	Christian	47	37	16	100

ASK ALL

Q28 Which of these characteristics do you associate with Muslims? Do you associate this with Muslims, or not? **(READ LIST) (SHOW CARD)**

c. Selfish

		Yes, associate	No, do not associate	DK/Ref	Total
Botswana	Total	20	38	42	100
	Christian	20	37	43	100
Cameroon	Total	29	63	7	100
	Christian	31	61	8	100
	Muslim	20	76	4	100
Chad	Total	28	71	0	100
	Christian	49	50	0	100
	Muslim	10	90	0	100
DR Congo	Total	20	41	38	100
	Christian	21	38	42	100
	Muslim	13	74	13	100
Djibouti	Total	7	86	7	100
	Muslim	6	87	6	100
Ethiopia	Total	22	72	6	100
	Christian	29	63	8	100
	Muslim	6	93	1	100
Ghana	Total	25	66	8	100
	Christian	27	64	9	100
	Muslim	10	86	5	100
Guinea Bissau	Total	22	69	10	100
	Christian	28	62	10	100
	Muslim	11	81	8	100
Kenya	Total	24	65	11	100
	Christian	26	62	12	100
	Muslim	6	92	1	100
Liberia	Total	34	56	10	100
	Christian	39	52	9	100
	Muslim	23	76	1	100
Mali	Total	4	91	6	100
	Muslim	3	92	5	100
Mozambique	Total	31	59	9	100
	Christian	34	55	11	100
	Muslim	25	71	5	100
Nigeria	Total	13	79	8	100
	Christian	20	68	13	100
	Muslim	7	89	4	100
Rwanda	Total	24	58	18	100
	Christian	25	57	18	100
Senegal	Total	7	92	2	100
	Muslim	5	94	1	100
South Africa	Total	27	32	41	100
	Christian	27	32	41	100
Tanzania	Total	34	55	11	100
	Christian	42	42	16	100
	Muslim	20	78	2	100
Uganda	Total	31	58	11	100
	Christian	34	55	11	100
	Muslim	15	81	4	100
Zambia	Total	40	40	20	100
	Christian	41	39	20	100

ASK ALL

Q28 Which of these characteristics do you associate with Muslims? Do you associate this with Muslims, or not? **(READ LIST) (SHOW CARD)**

d. Devout

		Yes, associate	No, do not associate	DK/Ref	Total
Botswana	Total	19	31	49	100
	Christian	19	31	49	100
Cameroon	Total	78	17	5	100
	Christian	76	18	5	100
	Muslim	88	10	2	100
Chad	Total	55	45	0	100
	Christian	51	48	1	100
	Muslim	59	41	0	100
DR Congo	Total	38	25	38	100
	Christian	34	25	41	100
	Muslim	71	15	14	100
Djibouti	Total	84	13	3	100
	Muslim	85	12	3	100
Ethiopia	Total	67	27	6	100
	Christian	62	30	7	100
	Muslim	79	20	2	100
Ghana	Total	68	26	6	100
	Christian	66	28	6	100
	Muslim	81	17	2	100
Guinea Bissau	Total	29	50	21	100
	Christian	30	49	21	100
	Muslim	27	53	20	100
Kenya	Total	64	25	12	100
	Christian	62	25	13	100
	Muslim	76	22	1	100
Liberia	Total	73	20	7	100
	Christian	70	24	6	100
	Muslim	83	16	1	100
Mali	Total	85	12	3	100
	Muslim	85	13	2	100
Mozambique	Total	56	34	10	100
	Christian	54	34	11	100
	Muslim	61	32	7	100
Nigeria	Total	60	32	8	100
	Christian	54	34	12	100
	Muslim	65	30	5	100
Rwanda	Total	36	40	25	100
	Christian	34	41	25	100
Senegal	Total	77	20	3	100
	Muslim	78	20	2	100
South Africa	Total	38	20	43	100
	Christian	36	21	43	100
Tanzania	Total	63	25	12	100
	Christian	50	34	16	100
	Muslim	87	11	2	100
Uganda	Total	55	34	11	100
	Christian	54	34	12	100
	Muslim	63	33	4	100
Zambia	Total	51	28	21	100
	Christian	51	28	21	100

ASK ALL

Q28 Which of these characteristics do you associate with Muslims? Do you associate this with Muslims, or not? **(READ LIST) (SHOW CARD)**

e. Immoral

		Yes, associate	No, do not associate	DK/Ref	Total
Botswana	Total	26	33	41	100
	Christian	22	35	43	100
Cameroon	Total	24	69	7	100
	Christian	26	67	7	100
	Muslim	13	82	4	100
Chad	Total	30	70	0	100
	Christian	50	49	1	100
	Muslim	11	89	0	100
DR Congo	Total	21	41	39	100
	Christian	23	36	42	100
	Muslim	5	79	16	100
Djibouti	Total	8	84	8	100
	Muslim	7	85	8	100
Ethiopia	Total	18	75	7	100
	Christian	24	68	8	100
	Muslim	4	92	4	100
Ghana	Total	25	67	8	100
	Christian	25	67	8	100
	Muslim	9	86	4	100
Guinea Bissau	Total	18	69	13	100
	Christian	21	64	15	100
	Muslim	13	77	9	100
Kenya	Total	18	68	13	100
	Christian	19	66	15	100
	Muslim	7	91	2	100
Liberia	Total	34	54	12	100
	Christian	40	49	10	100
	Muslim	19	78	3	100
Mali	Total	2	92	6	100
	Muslim	2	93	6	100
Mozambique	Total	31	61	9	100
	Christian	34	57	9	100
	Muslim	21	74	5	100
Nigeria	Total	15	75	10	100
	Christian	21	63	16	100
	Muslim	10	86	4	100
Rwanda	Total	15	62	23	100
	Christian	16	61	24	100
Senegal	Total	4	93	2	100
	Muslim	4	94	2	100
South Africa	Total	16	40	44	100
	Christian	15	41	44	100
Tanzania	Total	21	66	13	100
	Christian	27	55	17	100
	Muslim	12	85	2	100
Uganda	Total	31	60	9	100
	Christian	33	57	10	100
	Muslim	15	80	5	100
Zambia	Total	23	50	27	100
	Christian	23	50	27	100

ASK ALL

Q28 Which of these characteristics do you associate with Muslims? Do you associate this with Muslims, or not? **(READ LIST) (SHOW CARD)**

f. Arrogant

		Yes, associate	No, do not associate	DK/Ref	Total
Botswana	Total	17	39	44	100
	Christian	18	37	45	100
Cameroon	Total	26	67	6	100
	Christian	28	66	6	100
	Muslim	20	76	3	100
Chad	Total	40	59	0	100
	Christian	65	35	0	100
	Muslim	18	81	0	100
DR Congo	Total	28	36	37	100
	Christian	29	32	40	100
	Muslim	15	72	13	100
Djibouti	Total	8	82	10	100
	Muslim	8	83	9	100
Ethiopia	Total	22	73	5	100
	Christian	29	64	7	100
	Muslim	4	94	2	100
Ghana	Total	38	55	7	100
	Christian	42	51	7	100
	Muslim	10	87	3	100
Guinea Bissau	Total	18	71	10	100
	Christian	22	67	11	100
	Muslim	12	79	8	100
Kenya	Total	38	51	11	100
	Christian	41	47	12	100
	Muslim	12	86	2	100
Liberia	Total	32	57	12	100
	Christian	39	51	10	100
	Muslim	14	84	2	100
Mali	Total	11	83	6	100
	Muslim	11	84	5	100
Mozambique	Total	38	52	10	100
	Christian	42	47	11	100
	Muslim	26	69	5	100
Nigeria	Total	17	73	10	100
	Christian	26	58	16	100
	Muslim	9	87	4	100
Rwanda	Total	20	59	21	100
	Christian	20	58	22	100
Senegal	Total	5	93	2	100
	Muslim	4	94	2	100
South Africa	Total	24	35	42	100
	Christian	23	34	42	100
Tanzania	Total	27	61	12	100
	Christian	35	48	17	100
	Muslim	13	85	1	100
Uganda	Total	39	51	10	100
	Christian	42	47	11	100
	Muslim	17	79	4	100
Zambia	Total	40	37	23	100
	Christian	41	37	23	100

ASK ALL

Q28 Which of these characteristics do you associate with Muslims? Do you associate this with Muslims, or not? **(READ LIST) (SHOW CARD)**

g. Tolerant

		Yes, associate	No, do not associate	DK/Ref	Total
Botswana	Total	28	28	44	100
	Christian	29	26	45	100
Cameroon	Total	61	34	5	100
	Christian	54	40	5	100
	Muslim	93	5	2	100
Chad	Total	64	35	0	100
	Christian	38	62	0	100
	Muslim	88	12	0	100
DR Congo	Total	31	33	36	100
	Christian	26	34	39	100
	Muslim	70	14	16	100
Djibouti	Total	78	16	6	100
	Muslim	79	16	5	100
Ethiopia	Total	61	35	4	100
	Christian	50	45	6	100
	Muslim	88	12	0	100
Ghana	Total	47	48	5	100
	Christian	41	53	6	100
	Muslim	88	11	2	100
Guinea Bissau	Total	78	16	6	100
	Christian	71	22	7	100
	Muslim	91	6	3	100
Kenya	Total	59	30	11	100
	Christian	56	32	12	100
	Muslim	86	13	1	100
Liberia	Total	47	40	13	100
	Christian	44	45	11	100
	Muslim	70	28	2	100
Mali	Total	94	4	2	100
	Muslim	94	4	2	100
Mozambique	Total	51	38	11	100
	Christian	49	40	12	100
	Muslim	66	28	6	100
Nigeria	Total	69	24	7	100
	Christian	54	33	12	100
	Muslim	81	17	3	100
Rwanda	Total	54	28	18	100
	Christian	53	29	18	100
Senegal	Total	96	3	1	100
	Muslim	97	2	0	100
South Africa	Total	33	24	43	100
	Christian	31	25	44	100
Tanzania	Total	64	26	11	100
	Christian	50	35	14	100
	Muslim	88	10	1	100
Uganda	Total	49	38	12	100
	Christian	46	41	13	100
	Muslim	75	22	3	100
Zambia	Total	26	51	23	100
	Christian	25	52	23	100

ASK ALL

Q28 Which of these characteristics do you associate with Muslims? Do you associate this with Muslims, or not? **(READ LIST) (SHOW CARD)**

h. Respectful of women

		Yes, associate	No, do not associate	DK/Ref	Total
Botswana	Total	48	13	39	100
	Christian	48	13	39	100
Cameroon	Total	74	22	4	100
	Christian	72	25	4	100
	Muslim	92	7	1	100
Chad	Total	66	33	1	100
	Christian	52	46	2	100
	Muslim	80	20	0	100
DR Congo	Total	34	31	35	100
	Christian	31	32	37	100
	Muslim	62	20	18	100
Djibouti	Total	87	9	4	100
	Muslim	88	8	3	100
Ethiopia	Total	59	34	7	100
	Christian	49	42	9	100
	Muslim	83	16	1	100
Ghana	Total	68	27	4	100
	Christian	64	32	4	100
	Muslim	94	5	2	100
Guinea Bissau	Total	84	12	4	100
	Christian	79	16	5	100
	Muslim	93	4	2	100
Kenya	Total	74	18	8	100
	Christian	71	20	9	100
	Muslim	92	6	2	100
Liberia	Total	65	27	8	100
	Christian	60	33	7	100
	Muslim	86	12	2	100
Mali	Total	90	6	4	100
	Muslim	91	5	4	100
Mozambique	Total	58	32	10	100
	Christian	54	34	12	100
	Muslim	74	20	6	100
Nigeria	Total	79	14	7	100
	Christian	64	24	12	100
	Muslim	93	5	2	100
Rwanda	Total	51	33	16	100
	Christian	49	35	16	100
Senegal	Total	96	3	1	100
	Muslim	98	2	0	100
South Africa	Total	44	19	37	100
	Christian	44	20	37	100
Tanzania	Total	66	23	12	100
	Christian	53	32	16	100
	Muslim	89	9	2	100
Uganda	Total	57	32	11	100
	Christian	52	35	12	100
	Muslim	86	10	4	100
Zambia	Total	55	26	18	100
	Christian	55	27	18	100

ASK ALL

Q29 Which of these characteristics do you associate with Christians? Do you associate this with Christians, or not? **(READ LIST) (SHOW CARD)**

a. Honest

		Yes, associate	No, do not associate	DK/Ref	Total
Botswana	Total	89	7	5	100
	Christian	89	7	4	100
Cameroon	Total	62	34	4	100
	Christian	62	35	3	100
	Muslim	65	25	9	100
Chad	Total	84	16	0	100
	Christian	92	8	0	100
	Muslim	79	20	0	100
DR Congo	Total	67	19	14	100
	Christian	73	16	11	100
	Muslim	52	26	23	100
Djibouti	Total	51	35	15	100
	Muslim	50	35	15	100
Ethiopia	Total	89	9	2	100
	Christian	95	4	1	100
	Muslim	74	19	7	100
Ghana	Total	88	9	2	100
	Christian	89	9	2	100
	Muslim	88	4	8	100
Guinea Bissau	Total	91	5	4	100
	Christian	95	3	2	100
	Muslim	85	8	7	100
Kenya	Total	81	17	1	100
	Christian	84	15	1	100
	Muslim	61	35	4	100
Liberia	Total	70	25	5	100
	Christian	71	27	2	100
	Muslim	68	22	10	100
Mali	Total	91	1	8	100
	Muslim	90	1	8	100
Mozambique	Total	81	15	3	100
	Christian	84	14	3	100
	Muslim	72	22	6	100
Nigeria	Total	85	9	6	100
	Christian	93	5	2	100
	Muslim	78	13	9	100
Rwanda	Total	88	7	4	100
	Christian	91	6	3	100
Senegal	Total	94	1	5	100
	Muslim	94	1	5	100
South Africa	Total	76	15	9	100
	Christian	79	14	7	100
Tanzania	Total	82	12	6	100
	Christian	85	13	2	100
	Muslim	80	11	9	100
Uganda	Total	83	14	3	100
	Christian	86	11	2	100
	Muslim	60	29	10	100
Zambia	Total	84	12	4	100
	Christian	84	12	3	100

ASK ALL

Q29 Which of these characteristics do you associate with Christians? Do you associate this with Christians, or not? (READ LIST) (SHOW CARD)

b. Violent

		Yes, associate	No, do not associate	DK/Ref	Total
Botswana	Total	5	87	8	100
	Christian	5	88	7	100
Cameroon	Total	26	71	3	100
	Christian	26	72	2	100
	Muslim	24	68	8	100
Chad	Total	11	89	1	100
	Christian	5	95	0	100
	Muslim	16	83	1	100
DR Congo	Total	12	74	15	100
	Christian	9	79	12	100
	Muslim	23	53	23	100
Djibouti	Total	40	43	18	100
	Muslim	40	42	18	100
Ethiopia	Total	13	84	3	100
	Christian	10	89	1	100
	Muslim	20	73	7	100
Ghana	Total	11	87	2	100
	Christian	9	90	1	100
	Muslim	11	80	9	100
Guinea Bissau	Total	12	81	7	100
	Christian	11	85	5	100
	Muslim	13	76	10	100
Kenya	Total	21	77	1	100
	Christian	20	79	1	100
	Muslim	32	64	4	100
Liberia	Total	19	76	6	100
	Christian	20	79	1	100
	Muslim	20	70	10	100
Mali	Total	3	84	13	100
	Muslim	3	83	14	100
Mozambique	Total	18	77	5	100
	Christian	17	78	4	100
	Muslim	24	68	9	100
Nigeria	Total	13	80	7	100
	Christian	13	83	4	100
	Muslim	13	77	10	100
Rwanda	Total	10	85	5	100
	Christian	10	86	4	100
Senegal	Total	2	92	6	100
	Muslim	2	91	6	100
South Africa	Total	12	80	8	100
	Christian	12	81	7	100
Tanzania	Total	9	86	5	100
	Christian	7	92	1	100
	Muslim	12	80	8	100
Uganda	Total	17	78	5	100
	Christian	14	82	4	100
	Muslim	31	57	12	100
Zambia	Total	13	85	3	100
	Christian	13	85	2	100

ASK ALL

Q29 Which of these characteristics do you associate with Christians? Do you associate this with Christians, or not? **(READ LIST) (SHOW CARD)**

c. Selfish

		Yes, associate	No, do not associate	DK/Ref	Total
Botswana	Total	9	78	13	100
	Christian	10	79	12	100
Cameroon	Total	40	57	3	100
	Christian	40	58	2	100
	Muslim	39	52	9	100
Chad	Total	32	67	1	100
	Christian	29	71	0	100
	Muslim	36	63	2	100
DR Congo	Total	19	63	18	100
	Christian	15	69	16	100
	Muslim	37	40	23	100
Djibouti	Total	42	39	19	100
	Muslim	42	39	19	100
Ethiopia	Total	18	79	3	100
	Christian	13	85	2	100
	Muslim	28	67	6	100
Ghana	Total	25	72	3	100
	Christian	23	75	2	100
	Muslim	22	68	9	100
Guinea Bissau	Total	15	75	9	100
	Christian	15	79	5	100
	Muslim	16	69	15	100
Kenya	Total	32	65	3	100
	Christian	31	67	2	100
	Muslim	41	51	9	100
Liberia	Total	26	68	5	100
	Christian	27	72	1	100
	Muslim	27	65	8	100
Mali	Total	4	81	15	100
	Muslim	5	80	15	100
Mozambique	Total	26	69	5	100
	Christian	27	68	5	100
	Muslim	27	64	8	100
Nigeria	Total	16	76	8	100
	Christian	10	85	5	100
	Muslim	21	68	11	100
Rwanda	Total	15	79	5	100
	Christian	14	81	5	100
Senegal	Total	4	89	7	100
	Muslim	4	88	8	100
South Africa	Total	21	70	9	100
	Christian	20	72	8	100
Tanzania	Total	21	73	6	100
	Christian	19	79	3	100
	Muslim	24	67	9	100
Uganda	Total	24	70	6	100
	Christian	23	73	5	100
	Muslim	35	53	12	100
Zambia	Total	21	75	4	100
	Christian	22	76	3	100

ASK ALL

Q29 Which of these characteristics do you associate with Christians? Do you associate this with Christians, or not? (READ LIST) (SHOW CARD)

d. Devout

		Yes, associate	No, do not associate	DK/Ref	Total
Botswana	Total	36	49	15	100
	Christian	36	51	13	100
Cameroon	Total	62	35	3	100
	Christian	64	34	2	100
	Muslim	58	33	9	100
Chad	Total	42	56	1	100
	Christian	46	54	0	100
	Muslim	38	59	2	100
DR Congo	Total	57	25	18	100
	Christian	61	23	16	100
	Muslim	50	27	23	100
Djibouti	Total	31	49	20	100
	Muslim	30	50	20	100
Ethiopia	Total	64	32	4	100
	Christian	72	27	1	100
	Muslim	46	45	9	100
Ghana	Total	71	26	3	100
	Christian	72	26	2	100
	Muslim	68	21	11	100
Guinea Bissau	Total	28	53	19	100
	Christian	30	56	14	100
	Muslim	25	49	26	100
Kenya	Total	62	34	4	100
	Christian	65	32	4	100
	Muslim	43	49	8	100
Liberia	Total	73	22	5	100
	Christian	73	26	1	100
	Muslim	75	18	6	100
Mali	Total	46	37	17	100
	Muslim	44	38	18	100
Mozambique	Total	53	41	6	100
	Christian	54	41	5	100
	Muslim	50	41	8	100
Nigeria	Total	58	33	9	100
	Christian	69	26	5	100
	Muslim	48	39	13	100
Rwanda	Total	50	38	12	100
	Christian	51	38	11	100
Senegal	Total	68	22	9	100
	Muslim	67	23	10	100
South Africa	Total	55	30	15	100
	Christian	55	31	14	100
Tanzania	Total	81	14	5	100
	Christian	86	12	2	100
	Muslim	76	16	7	100
Uganda	Total	54	40	6	100
	Christian	56	40	5	100
	Muslim	47	41	12	100
Zambia	Total	64	29	6	100
	Christian	65	30	6	100

ASK ALL

Q29 Which of these characteristics do you associate with Christians? Do you associate this with Christians, or not? **(READ LIST) (SHOW CARD)**

e. Immoral

		Yes, associate	No, do not associate	DK/Ref	Total
Botswana	Total	9	79	12	100
	Christian	9	81	10	100
Cameroon	Total	25	70	5	100
	Christian	25	72	3	100
	Muslim	25	62	12	100
Chad	Total	12	87	1	100
	Christian	6	94	0	100
	Muslim	16	82	2	100
DR Congo	Total	15	65	20	100
	Christian	12	69	19	100
	Muslim	25	54	21	100
Djibouti	Total	42	38	20	100
	Muslim	43	37	20	100
Ethiopia	Total	9	87	4	100
	Christian	7	91	2	100
	Muslim	15	78	7	100
Ghana	Total	24	72	4	100
	Christian	21	76	3	100
	Muslim	20	67	13	100
Guinea Bissau	Total	15	73	12	100
	Christian	15	77	8	100
	Muslim	15	68	17	100
Kenya	Total	29	67	4	100
	Christian	27	69	4	100
	Muslim	42	51	7	100
Liberia	Total	20	73	7	100
	Christian	20	78	2	100
	Muslim	21	68	11	100
Mali	Total	3	82	14	100
	Muslim	4	81	15	100
Mozambique	Total	24	71	5	100
	Christian	24	72	5	100
	Muslim	29	64	7	100
Nigeria	Total	16	75	10	100
	Christian	10	84	6	100
	Muslim	21	66	13	100
Rwanda	Total	9	84	7	100
	Christian	8	85	7	100
Senegal	Total	2	90	7	100
	Muslim	2	90	8	100
South Africa	Total	17	69	13	100
	Christian	17	71	12	100
Tanzania	Total	17	77	7	100
	Christian	16	81	4	100
	Muslim	19	73	8	100
Uganda	Total	23	73	5	100
	Christian	21	75	4	100
	Muslim	36	56	8	100
Zambia	Total	25	68	7	100
	Christian	25	68	7	100

ASK ALL

Q29 Which of these characteristics do you associate with Christians? Do you associate this with Christians, or not? **(READ LIST) (SHOW CARD)**

f. Arrogant

		Yes, associate	No, do not associate	DK/Ref	Total
Botswana	Total	10	79	11	100
	Christian	11	80	9	100
Cameroon	Total	36	60	4	100
	Christian	34	63	2	100
	Muslim	42	49	9	100
Chad	Total	27	71	1	100
	Christian	23	77	0	100
	Muslim	31	66	3	100
DR Congo	Total	16	63	21	100
	Christian	11	69	20	100
	Muslim	40	42	18	100
Djibouti	Total	42	37	21	100
	Muslim	42	37	21	100
Ethiopia	Total	9	87	3	100
	Christian	7	92	2	100
	Muslim	15	78	7	100
Ghana	Total	19	78	3	100
	Christian	17	82	2	100
	Muslim	19	67	13	100
Guinea Bissau	Total	17	74	9	100
	Christian	16	78	6	100
	Muslim	19	67	14	100
Kenya	Total	22	75	3	100
	Christian	21	77	2	100
	Muslim	33	61	6	100
Liberia	Total	17	75	8	100
	Christian	18	80	3	100
	Muslim	19	71	10	100
Mali	Total	8	77	15	100
	Muslim	8	76	15	100
Mozambique	Total	23	72	5	100
	Christian	22	74	4	100
	Muslim	29	63	7	100
Nigeria	Total	14	76	10	100
	Christian	10	84	5	100
	Muslim	18	68	14	100
Rwanda	Total	19	73	8	100
	Christian	19	74	7	100
Senegal	Total	2	91	6	100
	Muslim	2	91	6	100
South Africa	Total	16	69	14	100
	Christian	16	71	13	100
Tanzania	Total	12	83	6	100
	Christian	10	87	3	100
	Muslim	13	80	6	100
Uganda	Total	22	73	5	100
	Christian	20	76	4	100
	Muslim	36	54	10	100
Zambia	Total	18	77	4	100
	Christian	18	78	4	100

ASK ALL

Q29 Which of these characteristics do you associate with Christians? Do you associate this with Christians, or not? **(READ LIST) (SHOW CARD)**

g. Tolerant

		Yes, associate	No, do not associate	DK/Ref	Total
Botswana	Total	64	23	13	100
	Christian	65	23	12	100
Cameroon	Total	76	21	3	100
	Christian	79	20	1	100
	Muslim	65	25	10	100
Chad	Total	83	16	1	100
	Christian	91	9	0	100
	Muslim	77	22	1	100
DR Congo	Total	61	23	16	100
	Christian	66	20	14	100
	Muslim	45	36	19	100
Djibouti	Total	40	41	20	100
	Muslim	39	41	19	100
Ethiopia	Total	85	13	2	100
	Christian	90	9	1	100
	Muslim	75	20	5	100
Ghana	Total	83	15	2	100
	Christian	84	15	1	100
	Muslim	81	11	8	100
Guinea Bissau	Total	87	9	4	100
	Christian	92	7	1	100
	Muslim	78	14	8	100
Kenya	Total	76	22	3	100
	Christian	78	20	2	100
	Muslim	61	33	7	100
Liberia	Total	61	31	8	100
	Christian	61	35	4	100
	Muslim	66	26	8	100
Mali	Total	87	3	10	100
	Muslim	86	3	10	100
Mozambique	Total	70	24	6	100
	Christian	73	22	5	100
	Muslim	60	31	9	100
Nigeria	Total	74	19	8	100
	Christian	88	9	3	100
	Muslim	61	27	11	100
Rwanda	Total	86	10	4	100
	Christian	88	9	3	100
Senegal	Total	93	2	5	100
	Muslim	93	2	5	100
South Africa	Total	70	20	10	100
	Christian	71	20	9	100
Tanzania	Total	84	12	4	100
	Christian	87	12	1	100
	Muslim	80	13	7	100
Uganda	Total	72	22	6	100
	Christian	74	21	5	100
	Muslim	58	31	11	100
Zambia	Total	75	21	4	100
	Christian	75	22	3	100

ASK ALL

Q29 Which of these characteristics do you associate with Christians? Do you associate this with Christians, or not? **(READ LIST) (SHOW CARD)**

h. Respectful of women

		Yes, associate	No, do not associate	DK/Ref	Total
Botswana	Total	82	10	7	100
	Christian	83	11	6	100
Cameroon	Total	67	29	4	100
	Christian	69	30	1	100
	Muslim	58	27	16	100
Chad	Total	77	21	2	100
	Christian	85	15	0	100
	Muslim	70	27	3	100
DR Congo	Total	60	22	18	100
	Christian	66	19	16	100
	Muslim	45	33	22	100
Djibouti	Total	45	38	16	100
	Muslim	45	38	16	100
Ethiopia	Total	84	12	4	100
	Christian	89	10	1	100
	Muslim	72	18	10	100
Ghana	Total	88	10	2	100
	Christian	90	9	1	100
	Muslim	80	8	12	100
Guinea Bissau	Total	85	10	4	100
	Christian	92	7	1	100
	Muslim	75	15	10	100
Kenya	Total	85	14	2	100
	Christian	87	11	1	100
	Muslim	64	32	4	100
Liberia	Total	86	10	4	100
	Christian	87	11	1	100
	Muslim	83	11	6	100
Mali	Total	86	3	11	100
	Muslim	85	3	12	100
Mozambique	Total	74	21	5	100
	Christian	76	20	4	100
	Muslim	66	27	8	100
Nigeria	Total	79	14	7	100
	Christian	90	7	3	100
	Muslim	69	21	10	100
Rwanda	Total	89	5	6	100
	Christian	91	4	5	100
Senegal	Total	93	1	6	100
	Muslim	93	0	6	100
South Africa	Total	83	9	8	100
	Christian	86	8	6	100
Tanzania	Total	83	12	5	100
	Christian	85	12	2	100
	Muslim	82	11	7	100
Uganda	Total	75	21	5	100
	Christian	77	19	4	100
	Muslim	59	30	11	100
Zambia	Total	88	9	3	100
	Christian	89	9	2	100

ASK ALL

Q30 Which comes closer to describing your view? Western music, movies and television have hurt morality in our country, OR Western music, movies and television have NOT hurt morality in our country?

		Have hurt morality in our country	Have NOT hurt morality in our country	DK/Ref	Total
Botswana	Total	59	36	5	100
	Christian	60	35	5	100
Cameroon	Total	83	15	2	100
	Christian	85	13	2	100
	Muslim	73	20	7	100
Chad	Total	70	30	0	100
	Christian	71	29	0	100
	Muslim	69	31	0	100
DR Congo	Total	62	25	13	100
	Christian	64	23	13	100
	Muslim	64	27	9	100
Djibouti	Total	63	30	7	100
	Muslim	64	30	7	100
Ethiopia	Total	59	32	8	100
	Christian	58	34	9	100
	Muslim	64	28	8	100
Ghana	Total	74	23	4	100
	Christian	74	23	3	100
	Muslim	72	25	3	100
Guinea Bissau	Total	49	41	11	100
	Christian	50	42	9	100
	Muslim	47	38	14	100
Kenya	Total	73	26	2	100
	Christian	72	26	2	100
	Muslim	77	22	1	100
Liberia	Total	65	19	15	100
	Christian	69	21	10	100
	Muslim	66	18	16	100
Mali	Total	66	28	6	100
	Muslim	67	27	6	100
Mozambique	Total	73	21	5	100
	Christian	73	21	6	100
	Muslim	77	20	3	100
Nigeria	Total	59	37	4	100
	Christian	53	44	3	100
	Muslim	64	31	5	100
Rwanda	Total	68	21	11	100
	Christian	69	20	11	100
Senegal	Total	72	27	1	100
	Muslim	75	24	1	100
South Africa	Total	46	38	15	100
	Christian	46	38	16	100
Tanzania	Total	80	15	5	100
	Christian	80	15	4	100
	Muslim	80	15	5	100
Uganda	Total	73	22	6	100
	Christian	72	23	6	100
	Muslim	80	17	3	100
Zambia	Total	67	26	7	100
	Christian	68	26	6	100

ASK ALL

Q31 And which comes closer to describing your view? I generally trust people who have different religious values than me, OR I generally do not trust people who have different religious values than me?

		Trust people with different religious values	Do not trust	DK/Ref	Total
Botswana	Total	33	58	9	100
	Christian	35	58	7	100
Cameroon	Total	59	37	4	100
	Christian	61	35	4	100
	Muslim	49	49	2	100
Chad	Total	56	44	0	100
	Christian	63	37	0	100
	Muslim	50	49	0	100
DR Congo	Total	47	41	12	100
	Christian	47	41	12	100
	Muslim	45	49	6	100
Djibouti	Total	34	57	9	100
	Muslim	33	59	8	100
Ethiopia	Total	59	39	2	100
	Christian	59	39	1	100
	Muslim	57	40	3	100
Ghana	Total	42	53	5	100
	Christian	42	54	5	100
	Muslim	56	40	4	100
Guinea Bissau	Total	67	26	7	100
	Christian	69	26	5	100
	Muslim	64	26	10	100
Kenya	Total	56	41	3	100
	Christian	58	40	3	100
	Muslim	48	50	2	100
Liberia	Total	35	61	4	100
	Christian	35	63	2	100
	Muslim	38	55	7	100
Mali	Total	44	43	13	100
	Muslim	43	44	14	100
Mozambique	Total	48	44	8	100
	Christian	48	44	8	100
	Muslim	47	45	8	100
Nigeria	Total	45	46	9	100
	Christian	48	43	8	100
	Muslim	43	47	10	100
Rwanda	Total	61	32	6	100
	Christian	63	31	6	100
Senegal	Total	58	37	6	100
	Muslim	59	36	5	100
South Africa	Total	56	33	11	100
	Christian	57	33	10	100
Tanzania	Total	62	36	2	100
	Christian	60	38	1	100
	Muslim	65	33	2	100
Uganda	Total	50	42	8	100
	Christian	51	41	8	100
	Muslim	44	47	9	100
Zambia	Total	45	47	8	100
	Christian	45	48	7	100

ASK ALL

Q32 What is your present religion, if any? **(READ LIST) (SHOW CARD) (INTERVIEWER INSTRUCTION: Refer to list of Christian/Muslim religions if respondent gives a specific religious group and does not know if the religious group is Christian/Muslim. If respondent names more than one of groups in list, probe to learn which group the respondent identifies with most and record that response here.)**

- Christian
- Muslim
- Ancestral, tribal, animist, or other traditional African religion
- Hindu
- Buddhist
- Bahai
- Jewish
- Atheist
- Agnostic
- Something else **(SPECIFY)**
- Nothing in particular
- Don't know **(DO NOT READ)**
- Refused **(DO NOT READ)**

Q32a **RECORD RESPONSE IF SAID "SOMETHING ELSE" IN Q32 (Q32=91)**

ASK IF SOMETHING ELSE/ DK/REF IN Q32 (Q32=91,98,99)

Q33 And would you describe yourself as a Christian, as a Muslim, or as neither one?

Q32/33

	Christian	Muslim	Ancestral, tribal, animist, or other traditional African religion	Hindu	Buddhist	Bahai	Jewish	Atheist	Agnostic	Something else	Nothing in particular	DK/Ref	Total
Botswana	87	2	1	0	0	0	0	0	0	0	9	0	100
Cameroon	80	16	1	0	0	0	0	0	0	0	1	0	100
Chad	40	54	3	0	0	0	0	2	1	0	0	0	100
DR Congo	80	12	3	0	0	0	0	1	0	0	2	0	100
Djibouti	2	97	0	0	0	0	0	0	0	0	0	0	100
Ethiopia	69	30	0	0	0	0	0	0	0	0	0	0	100
Ghana	83	11	4	0	0	0	0	0	0	0	1	0	100
Guinea Bissau	62	38	0	0	0	0	0	0	0	0	0	0	100
Kenya	88	11	0	0	0	0	0	0	0	0	0	0	100
Liberia	69	19	12	0	0	0	0	0	0	0	0	0	100
Mali	8	90	1	0	0	0	0	0	0	0	0	0	100
Mozambique	63	23	1	0	0	0	0	2	0	0	11	1	100
Nigeria	46	52	1	0	0	0	0	0	0	0	0	0	100
Rwanda	93	5	0	0	0	0	0	0	0	0	1	0	100
Senegal	10	89	1	0	0	0	0	0	0	0	0	0	100
South Africa	87	2	4	1	0	0	0	0	0	0	6	0	100
Tanzania	60	36	2	0	0	0	0	0	0	0	1	0	100
Uganda	86	13	0	0	0	0	0	0	0	0	0	0	100
Zambia	98	2	0	0	0	0	0	0	0	0	1	0	100

INTERVIEWER FILTERING INSTRUCTIONS:

CHRISTIAN

RESPONDENT GETS “CHRISTIAN” QUESTIONS IF CHRISTIAN (Q32=1 OR Q33=1) OR SAYS CHRISTIAN IN Q32A

MUSLIM

RESPONDENT GETS “MUSLIM” QUESTIONS IF MUSLIM (Q32=2 OR Q33=2) OR SAYS MUSLIM IN Q32A

INTERVIEWERS PLEASE NOTE: THESE CATEGORIES ARE MUTUALLY EXCLUSIVE. IF RESPONDENT INDICATES THAT THEY ARE BOTH CHRISTIAN AND MUSLIM, OR MIXED CHRISTIAN AND MUSLIM, PROBE TO CLARIFY WHICH THEY IDENTIFY WITH MORE

ASK IF CHRISTIAN

Q35 As I read a list, please tell me which denomination or church, if any, you identify with MOST CLOSELY. **(READ LIST) (SHOW CARD) (INTERVIEWER INSTRUCTION: If respondent names more than one of groups in list, probe to learn which denomination or church the respondent identifies with most and record that response here. Record other identities in Q35b)**

Catholic

Anglican/Episcopalian

Baptist

Lutheran

Methodist (for example, African Methodist Episcopal – AME)*

Presbyterian

Pentecostal (for example, Assemblies of God, Church of God in Christ, International Church of the Foursquare Gospel, United Pentecostal Church)**

African Independent Church/African Initiated Church (for example, an Aladura Church, Celestial Church of Christ, Cherubim and Seraphim, Zion Christian Church, Zion Apostolic Church, African Apostolic Church of Johan Maranke, Church of Jesus Christ on Earth of the Prophet Simon Kimbangu – Kimbanguist)^

Jehovah's Witness

Seventh-day Adventist

Mormon (for example, Church of Jesus Christ of Latter-day Saints)

Mennonite

Coptic Christian, Greek Orthodox, or Russian Orthodox

Quaker/Society of Friends

Congregationalist

Dutch Reformed Church, Uniting Reformed Church, or Christian Reformed Church^^

Nondenominational church

Something else (SPECIFY)

None in particular

Just a Protestant, not further specified (VOLUNTEERED) (DO NOT READ)

Just a Christian, not further specified (VOLUNTEERED) (DO NOT READ)

Don't know (DO NOT READ)

Refused (DO NOT READ)

RECORD RESPONSE FOR "SOMETHING ELSE" IN Q35 (Q35=91)

Q35a [RECORD RESPONSE]

RECORD RESPONSE IF VOLUNTEERED MORE THAN ONE RESPONSE IN Q35BOT

Q35b [RECORD RESPONSE]

ASK IF MUSLIM

Q37 Are you Sunni (for example, Hanafi, Maliki, Shafi, or Hanbali), Shia (for example, Ithnashari/Twelve or Ismaili/Sevener), or something else? **(SHOW CARD) (INTERVIEWER INSTRUCTION: If respondent names more than one of traditions in list, probe to learn which the respondent identifies with most and record that response here. Record other identities in Q37b)**

RECORD RESPONSE FOR "Something else" IN Q37 (Q37=91)

Q37a [RECORD RESPONSE]

RECORD RESPONSE IF VOLUNTEERED MORE THAN ONE RESPONSE IN Q37

Q37b [RECORD RESPONSE]

* Modified in Ghana as follows: Methodist (For example, African Methodist Episcopal – AME, Methodist Church of Ghana).

** Modified in Uganda as follows: Pentecostal (for example, Assemblies of God, Church of God in Christ, International Church of the Foursquare Gospel, United Pentecostal Church, Kampala Pentecostal Church, Elim Pentecostal Fellowship of Uganda, Miracle Centre Church).

^ Modified in Uganda as follows: African Independent Church/African Initiated Church (for example, an Aladura Church, Celestial Church of Christ, Cherubim and Seraphim, African Israel Church Nineveh, Zion Christian Church, Zion Apostolic Church, African Apostolic Church of Johan Maranke, Church of Jesus Christ on Earth of the Prophet Simon Kimbangu – Kimbanguist).

^^ Only asked in Botswana, South Africa and Zambia.

BOTSWANA

Christian	87
<i>Catholic</i>	19
<i>Anglican/Episcopalian</i>	2
<i>Baptist</i>	2
<i>Lutheran</i>	5
<i>Methodist</i>	1
<i>Presbyterian</i>	0
<i>Pentecostal</i>	13
<i>African Independent Church/African Initiated Church</i>	23
<i>Jehovah's Witness</i>	2
<i>Seventh-day Adventist</i>	5
<i>Mormon</i>	0
<i>Mennonite</i>	0
<i>Coptic Christian, Greek Orthodox, or Russian Orthodox</i>	0
<i>Quaker/Society of Friends</i>	0
<i>Congregationalist</i>	1
<i>Dutch Reformed Church, Uniting Reformed Church</i>	2
<i>Nondenominational church</i>	0
<i>Something else</i>	3
<i>None in particular</i>	3
<i>Just a Protestant, not further specified</i>	0
<i>Just a Christian, not further specified</i>	1
<i>DK/Refused</i>	3
Muslim	2
<i>Sunni</i>	2
<i>Shia</i>	0
<i>Ahmadiyya</i>	0
<i>Something else</i>	0
<i>None in particular</i>	0
<i>Just a Muslim, not further specified</i>	0
<i>DK/Refused</i>	0
African Traditional Religion	1
All others	10
Total	100

CAMEROON

Christian	80
<i>Catholic</i>	44
<i>Anglican/Episcopalian</i>	0
<i>Baptist</i>	4
<i>Lutheran</i>	2
<i>Methodist</i>	0
<i>Presbyterian</i>	11
<i>Pentecostal</i>	4
<i>African Independent Church/African Initiated Church</i>	0
<i>Jehovah's Witness</i>	1
<i>Seventh-day Adventist</i>	2
<i>Mormon</i>	0
<i>Mennonite</i>	0
<i>Coptic Christian, Greek Orthodox, or Russian Orthodox</i>	0
<i>Quaker/Society of Friends</i>	0
<i>Congregationalist</i>	0
<i>Nondenominational church</i>	0
<i>Something else</i>	4
<i>None in particular</i>	0
<i>Just a Protestant, not further specified</i>	8
<i>Just a Christian, not further specified</i>	0
<i>DK/Refused</i>	0
Muslim	16
<i>Sunni</i>	4
<i>Shia</i>	0
<i>Ahmadiyya</i>	2
<i>Something else</i>	1
<i>None in particular</i>	1
<i>Just a Muslim, not further specified</i>	6
<i>DK/Refused</i>	2
African Traditional Religion	1
All others	2
Total	100

CHAD

Christian	40
<i>Catholic</i>	22
<i>Anglican/Episcopalian</i>	0
<i>Baptist</i>	8
<i>Lutheran</i>	2
<i>Methodist</i>	0
<i>Presbyterian</i>	0
<i>Pentecostal</i>	3
<i>African Independent Church/African Initiated Church</i>	0
<i>Jehovah's Witness</i>	1
<i>Seventh-day Adventist</i>	1
<i>Mormon</i>	0
<i>Mennonite</i>	0
<i>Coptic Christian, Greek Orthodox, or Russian Orthodox</i>	0
<i>Quaker/Society of Friends</i>	0
<i>Congregationalist</i>	0
<i>Nondenominational church</i>	0
<i>Something else</i>	1
<i>None in particular</i>	0
<i>Just a Protestant, not further specified</i>	1
<i>Just a Christian, not further specified</i>	0
<i>DK/Refused</i>	0
Muslim	54
<i>Sunni</i>	26
<i>Shia</i>	11
<i>Ahmadiyya</i>	2
<i>Something else</i>	0
<i>None in particular</i>	2
<i>Just a Muslim, not further specified</i>	12
<i>DK/Refused</i>	0
African Traditional Religion	3
All others	4
Total	100

Christian	80
<i>Catholic</i>	37
<i>Anglican/Episcopalian</i>	1
<i>Baptist</i>	2
<i>Lutheran</i>	1
<i>Methodist</i>	2
<i>Presbyterian</i>	1
<i>Pentecostal</i>	14
<i>African Independent Church/African Initiated Church</i>	5
<i>Jehovah's Witness</i>	5
<i>Seventh-day Adventist</i>	1
<i>Mormon</i>	0
<i>Mennonite</i>	0
<i>Coptic Christian, Greek Orthodox, or Russian Orthodox</i>	0
<i>Quaker/Society of Friends</i>	0
<i>Congregationalist</i>	0
<i>Nondenominational church</i>	0
<i>Something else</i>	1
<i>None in particular</i>	0
<i>Just a Protestant, not further specified</i>	3
<i>Just a Christian, not further specified</i>	1
<i>DK/Refused</i>	5
Muslim	12
<i>Sunni</i>	6
<i>Shia</i>	1
<i>Ahmadiyya</i>	1
<i>Something else</i>	0
<i>None in particular</i>	1
<i>Just a Muslim, not further specified</i>	2
<i>DK/Refused</i>	2
African Traditional Religion	3
All others	4
Total	100

DJIBOUTI

Christian	2
<i>Catholic</i>	2
<i>Anglican/Episcopalian</i>	0
<i>Baptist</i>	0
<i>Lutheran</i>	0
<i>Methodist</i>	0
<i>Presbyterian</i>	0
<i>Pentecostal</i>	0
<i>African Independent Church/African Initiated Church</i>	0
<i>Jehovah's Witness</i>	0
<i>Seventh-day Adventist</i>	0
<i>Mormon</i>	0
<i>Mennonite</i>	0
<i>Coptic Christian, Greek Orthodox, or Russian Orthodox</i>	0
<i>Quaker/Society of Friends</i>	0
<i>Congregationalist</i>	0
<i>Nondenominational church</i>	0
<i>Something else</i>	0
<i>None in particular</i>	0
<i>Just a Protestant, not further specified</i>	0
<i>Just a Christian, not further specified</i>	0
<i>DK/Refused</i>	0
Muslim	97
<i>Sunni</i>	74
<i>Shia</i>	1
<i>Ahmadiyya</i>	0
<i>Something else</i>	0
<i>None in particular</i>	1
<i>Just a Muslim, not further specified</i>	8
<i>DK/Refused</i>	12
African Traditional Religion	0
All others	1
Total	100

ETHIOPIA

Christian	69
<i>Catholic</i>	1
<i>Anglican/Episcopalian</i>	0
<i>Baptist</i>	0
<i>Lutheran</i>	0
<i>Methodist</i>	0
<i>Presbyterian</i>	0
<i>Pentecostal</i>	16
<i>African Independent Church/African Initiated Church</i>	0
<i>Jehovah's Witness</i>	0
<i>Seventh-day Adventist</i>	0
<i>Mormon</i>	0
<i>Mennonite</i>	0
<i>Coptic Christian, Greek Orthodox, or Russian Orthodox</i>	0
<i>Quaker/Society of Friends</i>	0
<i>Congregationalist</i>	0
<i>Nondenominational church</i>	0
<i>Something else</i>	0
<i>Ethiopian Orthodox (VOL)</i>	49
<i>None in particular</i>	0
<i>Just a Protestant, not further specified</i>	1
<i>Just a Christian, not further specified</i>	0
<i>DK/Refused</i>	1
Muslim	30
<i>Sunni</i>	21
<i>Shia</i>	0
<i>Ahmadiyya</i>	0
<i>Something else</i>	1
<i>None in particular</i>	0
<i>Just a Muslim, not further specified</i>	7
<i>DK/Refused</i>	1
African Traditional Religion	0
All others	0
Total	100

GHANA

Christian	83
<i>Catholic</i>	21
<i>Anglican/Episcopalian</i>	3
<i>Baptist</i>	3
<i>Lutheran</i>	0
<i>Methodist</i>	9
<i>Presbyterian</i>	14
<i>Pentecostal</i>	22
<i>African Independent Church/African Initiated Church</i>	4
<i>Jehovah's Witness</i>	2
<i>Seventh-day Adventist</i>	3
<i>Mormon</i>	0
<i>Mennonite</i>	0
<i>Coptic Christian, Greek Orthodox, or Russian Orthodox</i>	0
<i>Quaker/Society of Friends</i>	0
<i>Congregationalist</i>	0
<i>Nondenominational church</i>	0
<i>Something else</i>	0
<i>None in particular</i>	0
<i>Just a Protestant, not further specified</i>	0
<i>Just a Christian, not further specified</i>	1
<i>DK/Refused</i>	0
Muslim	11
<i>Sunni</i>	6
<i>Shia</i>	1
<i>Ahmadiyya</i>	2
<i>Something else</i>	0
<i>None in particular</i>	0
<i>Just a Muslim, not further specified</i>	1
<i>DK/Refused</i>	1
African Traditional Religion	4
All others	1
Total	100

Christian	62
<i>Catholic</i>	59
<i>Anglican/Episcopalian</i>	0
<i>Baptist</i>	0
<i>Lutheran</i>	0
<i>Methodist</i>	0
<i>Presbyterian</i>	0
<i>Pentecostal</i>	0
<i>African Independent Church/African Initiated Church</i>	0
<i>Jehovah's Witness</i>	1
<i>Seventh-day Adventist</i>	1
<i>Mormon</i>	0
<i>Mennonite</i>	0
<i>Coptic Christian, Greek Orthodox, or Russian Orthodox</i>	0
<i>Quaker/Society of Friends</i>	0
<i>Congregationalist</i>	0
<i>Nondenominational church</i>	0
<i>Something else</i>	0
<i>None in particular</i>	0
<i>Just a Protestant, not further specified</i>	0
<i>Just a Christian, not further specified</i>	0
<i>DK/Refused</i>	1
Muslim	38
<i>Sunni</i>	15
<i>Shia</i>	2
<i>Ahmadiyya</i>	1
<i>Something else</i>	0
<i>None in particular</i>	1
<i>Just a Muslim, not further specified</i>	14
<i>DK/Refused</i>	5
African Traditional Religion	0
All others	0
Total	100

KENYA

Christian	88
<i>Catholic</i>	30
<i>Anglican/Episcopalian</i>	12
<i>Baptist</i>	2
<i>Lutheran</i>	1
<i>Methodist</i>	2
<i>Presbyterian</i>	5
<i>Pentecostal</i>	14
<i>African Independent Church/African Initiated Church</i>	11
<i>Jehovah's Witness</i>	1
<i>Seventh-day Adventist</i>	7
<i>Mormon</i>	0
<i>Mennonite</i>	0
<i>Coptic Christian, Greek Orthodox, or Russian Orthodox</i>	0
<i>Quaker/Society of Friends</i>	1
<i>Congregationalist</i>	0
<i>Nondenominational church</i>	0
<i>Something else</i>	0
<i>None in particular</i>	0
<i>Just a Protestant, not further specified</i>	1
<i>Just a Christian, not further specified</i>	1
<i>DK/Refused</i>	0
Muslim	11
<i>Sunni</i>	8
<i>Shia</i>	1
<i>Ahmadiyya</i>	0
<i>Something else</i>	0
<i>None in particular</i>	0
<i>Just a Muslim, not further specified</i>	1
<i>DK/Refused</i>	1
African Traditional Religion	0
All others	0
Total	100

LIBERIA

Christian	69
<i>Catholic</i>	9
<i>Anglican/Episcopalian</i>	2
<i>Baptist</i>	12
<i>Lutheran</i>	8
<i>Methodist</i>	9
<i>Presbyterian</i>	2
<i>Pentecostal</i>	18
<i>African Independent Church/African Initiated Church</i>	2
<i>Jehovah's Witness</i>	3
<i>Seventh-day Adventist</i>	3
<i>Mormon</i>	0
<i>Mennonite</i>	0
<i>Coptic Christian, Greek Orthodox, or Russian Orthodox</i>	0
<i>Quaker/Society of Friends</i>	0
<i>Congregationalist</i>	0
<i>Nondenominational church</i>	1
<i>Something else</i>	0
<i>None in particular</i>	1
<i>Just a Protestant, not further specified</i>	0
<i>Just a Christian, not further specified</i>	0
<i>DK/Refused</i>	0
Muslim	19
<i>Sunni</i>	7
<i>Shia</i>	2
<i>Ahmadiyya</i>	2
<i>Something else</i>	0
<i>None in particular</i>	1
<i>Just a Muslim, not further specified</i>	4
<i>DK/Refused</i>	3
African Traditional Religion	12
All others	0
Total	100

MALI

Christian	8
<i>Catholic</i>	5
<i>Anglican/Episcopalian</i>	0
<i>Baptist</i>	0
<i>Lutheran</i>	0
<i>Methodist</i>	0
<i>Presbyterian</i>	0
<i>Pentecostal</i>	0
<i>African Independent Church/African Initiated Church</i>	0
<i>Jehovah's Witness</i>	0
<i>Seventh-day Adventist</i>	0
<i>Mormon</i>	0
<i>Mennonite</i>	0
<i>Coptic Christian, Greek Orthodox, or Russian Orthodox</i>	0
<i>Quaker/Society of Friends</i>	0
<i>Congregationalist</i>	0
<i>Nondenominational church</i>	0
<i>Something else</i>	0
<i>None in particular</i>	0
<i>Just a Protestant, not further specified</i>	1
<i>Just a Christian, not further specified</i>	1
<i>DK/Refused</i>	0
Muslim	90
<i>Sunni</i>	18
<i>Shia</i>	0
<i>Ahmadiyya</i>	1
<i>Something else</i>	1
<i>None in particular</i>	6
<i>Just a Muslim, not further specified</i>	50
<i>DK/Refused</i>	14
African Traditional Religion	1
All others	0
Total	100

MOZAMBIQUE

Christian	63
<i>Catholic</i>	28
<i>Anglican/Episcopalian</i>	1
<i>Baptist</i>	2
<i>Lutheran</i>	1
<i>Methodist</i>	2
<i>Presbyterian</i>	1
<i>Pentecostal</i>	8
<i>African Independent Church/African Initiated Church</i>	6
<i>Jehovah's Witness</i>	2
<i>Seventh-day Adventist</i>	1
<i>Mormon</i>	0
<i>Mennonite</i>	0
<i>Coptic Christian, Greek Orthodox, or Russian Orthodox</i>	1
<i>Quaker/Society of Friends</i>	0
<i>Congregationalist</i>	0
<i>Nondenominational church</i>	0
<i>Something else</i>	0
<i>None in particular</i>	0
<i>Just a Protestant, not further specified</i>	0
<i>Just a Christian, not further specified</i>	11
<i>DK/Refused</i>	0
Muslim	23
<i>Sunni</i>	NA
<i>Shia</i>	NA
<i>Ahmadiyya</i>	NA
<i>Something else</i>	NA
<i>None in particular</i>	NA
<i>Just a Muslim, not further specified</i>	NA
<i>DK/Refused</i>	NA
African Traditional Religion	1
All others	14
Total	100
Note: Due to data collection problems, results to Q37 are not reported.	

NIGERIA

Christian	46
<i>Catholic</i>	17
<i>Anglican/Episcopalian</i>	4
<i>Baptist</i>	4
<i>Lutheran</i>	0
<i>Methodist</i>	2
<i>Presbyterian</i>	0
<i>Pentecostal</i>	12
<i>African Independent Church/African Initiated Church</i>	4
<i>Jehovah's Witness</i>	1
<i>Seventh-day Adventist</i>	0
<i>Mormon</i>	0
<i>Mennonite</i>	0
<i>Coptic Christian, Greek Orthodox, or Russian Orthodox</i>	0
<i>Quaker/Society of Friends</i>	0
<i>Congregationalist</i>	0
<i>Nondenominational church</i>	0
<i>Something else</i>	1
<i>None in particular</i>	0
<i>Just a Protestant, not further specified</i>	1
<i>Just a Christian, not further specified</i>	1
<i>DK/Refused</i>	0
Muslim	52
<i>Sunni</i>	20
<i>Shia</i>	6
<i>Ahmadiyya</i>	2
<i>Something else</i>	1
<i>None in particular</i>	0
<i>Just a Muslim, not further specified</i>	22
<i>DK/Refused</i>	1
African Traditional Religion	1
All others	0
Total	100

RWANDA

Christian	93
<i>Catholic</i>	54
<i>Anglican/Episcopalian</i>	3
<i>Baptist</i>	3
<i>Lutheran</i>	1
<i>Methodist</i>	1
<i>Presbyterian</i>	4
<i>Pentecostal</i>	14
<i>African Independent Church/African Initiated Church</i>	3
<i>Jehovah's Witness</i>	1
<i>Seventh-day Adventist</i>	8
<i>Mormon</i>	0
<i>Mennonite</i>	0
<i>Coptic Christian, Greek Orthodox, or Russian Orthodox</i>	0
<i>Quaker/Society of Friends</i>	0
<i>Congregationalist</i>	0
<i>Nondenominational church</i>	0
<i>Something else</i>	0
<i>None in particular</i>	0
<i>Just a Protestant, not further specified</i>	1
<i>Just a Christian, not further specified</i>	0
<i>DK/Refused</i>	0
Muslim	5
<i>Sunni</i>	2
<i>Shia</i>	0
<i>Ahmadiyya</i>	0
<i>Something else</i>	0
<i>None in particular</i>	0
<i>Just a Muslim, not further specified</i>	1
<i>DK/Refused</i>	2
African Traditional Religion	0
All others	2
Total	100

SENEGAL

Christian	10
<i>Catholic</i>	10
<i>Anglican/Episcopalian</i>	0
<i>Baptist</i>	0
<i>Lutheran</i>	0
<i>Methodist</i>	0
<i>Presbyterian</i>	0
<i>Pentecostal</i>	0
<i>African Independent Church/African Initiated Church</i>	0
<i>Jehovah's Witness</i>	0
<i>Seventh-day Adventist</i>	0
<i>Mormon</i>	0
<i>Mennonite</i>	0
<i>Coptic Christian, Greek Orthodox, or Russian Orthodox</i>	0
<i>Quaker/Society of Friends</i>	0
<i>Congregationalist</i>	0
<i>Nondenominational church</i>	0
<i>Something else</i>	0
<i>None in particular</i>	0
<i>Just a Protestant, not further specified</i>	0
<i>Just a Christian, not further specified</i>	0
<i>DK/Refused</i>	0
Muslim	89
<i>Sunni</i>	49
<i>Shia</i>	0
<i>Ahmadiyya</i>	0
<i>Something else</i>	5
<i>None in particular</i>	5
<i>Just a Muslim, not further specified</i>	24
<i>DK/Refused</i>	5
African Traditional Religion	1
All others	0
Total	100

Christian	87
<i>Catholic</i>	10
<i>Anglican/Episcopalian</i>	5
<i>Baptist</i>	3
<i>Lutheran</i>	3
<i>Methodist</i>	9
<i>Presbyterian</i>	2
<i>Pentecostal</i>	9
<i>African Independent Church/African Initiated Church</i>	30
<i>Jehovah's Witness</i>	1
<i>Seventh-day Adventist</i>	1
<i>Mormon</i>	0
<i>Mennonite</i>	0
<i>Coptic Christian, Greek Orthodox, or Russian Orthodox</i>	0
<i>Quaker/Society of Friends</i>	0
<i>Congregationalist</i>	1
<i>Dutch Reformed Church, Uniting Reformed Church</i>	8
<i>Nondenominational church</i>	0
<i>Something else</i>	3
<i>None in particular</i>	0
<i>Just a Protestant, not further specified</i>	0
<i>Just a Christian, not further specified</i>	1
<i>DK/Refused</i>	0
Muslim	2
<i>Sunni</i>	1
<i>Shia</i>	0
<i>Ahmadiyya</i>	0
<i>Something else</i>	0
<i>None in particular</i>	0
<i>Just a Muslim, not further specified</i>	0
<i>DK/Refused</i>	0
African Traditional Religion	4
All others	7
Total	100

Christian	60
<i>Catholic</i>	31
<i>Anglican/Episcopalian</i>	6
<i>Baptist</i>	1
<i>Lutheran</i>	8
<i>Methodist</i>	0
<i>Presbyterian</i>	0
<i>Pentecostal</i>	6
<i>African Independent Church/African Initiated Church</i>	3
<i>Jehovah's Witness</i>	1
<i>Seventh-day Adventist</i>	2
<i>Mormon</i>	0
<i>Mennonite</i>	0
<i>Coptic Christian, Greek Orthodox, or Russian Orthodox</i>	0
<i>Quaker/Society of Friends</i>	0
<i>Congregationalist</i>	0
<i>Nondenominational church</i>	0
<i>Something else</i>	2
<i>None in particular</i>	0
<i>Just a Protestant, not further specified</i>	0
<i>Just a Christian, not further specified</i>	0
<i>DK/Refused</i>	0
Muslim	36
<i>Sunni</i>	15
<i>Shia</i>	7
<i>Ahmadiyya</i>	5
<i>Something else</i>	0
<i>None in particular</i>	0
<i>Just a Muslim, not further specified</i>	7
<i>DK/Refused</i>	1
African Traditional Religion	2
All others	2
Total	100

UGANDA

Christian	86
<i>Catholic</i>	45
<i>Anglican/Episcopalian</i>	19
<i>Baptist</i>	2
<i>Lutheran</i>	0
<i>Methodist</i>	0
<i>Presbyterian</i>	0
<i>Pentecostal</i>	7
<i>African Independent Church/African Initiated Church</i>	0
<i>Jehovah's Witness</i>	1
<i>Seventh-day Adventist</i>	3
<i>Mormon</i>	0
<i>Mennonite</i>	0
<i>Coptic Christian, Greek Orthodox, or Russian Orthodox</i>	0
<i>Quaker/Society of Friends</i>	0
<i>Congregationalist</i>	0
<i>Nondenominational church</i>	0
<i>Something else</i>	0
<i>None in particular</i>	0
<i>Just a Protestant, not further specified</i>	3
<i>Just a Christian, not further specified</i>	6
<i>DK/Refused</i>	0
Muslim	13
<i>Sunni</i>	5
<i>Shia</i>	1
<i>Ahmadiyya</i>	0
<i>Something else</i>	0
<i>None in particular</i>	0
<i>Just a Muslim, not further specified</i>	4
<i>DK/Refused</i>	2
African Traditional Religion	0
All others	0
Total	100

Christian	98
<i>Catholic</i>	25
<i>Anglican/Episcopalian</i>	4
<i>Baptist</i>	6
<i>Lutheran</i>	0
<i>Methodist</i>	2
<i>Presbyterian</i>	2
<i>Pentecostal</i>	18
<i>African Independent Church/African Initiated Church</i>	4
<i>Jehovah's Witness</i>	8
<i>Seventh-day Adventist</i>	13
<i>Mormon</i>	0
<i>Mennonite</i>	0
<i>Coptic Christian, Greek Orthodox, or Russian Orthodox</i>	0
<i>Quaker/Society of Friends</i>	0
<i>Congregationalist</i>	0
<i>Dutch Reformed Church, Uniting Reformed Church</i>	8
<i>Nondenominational church</i>	0
<i>Something else</i>	5
<i>None in particular</i>	0
<i>Just a Protestant, not further specified</i>	0
<i>Just a Christian, not further specified</i>	0
<i>DK/Refused</i>	1
Muslim	2
<i>Sunni</i>	1
<i>Shia</i>	0
<i>Ahmadiyya</i>	0
<i>Something else</i>	0
<i>None in particular</i>	0
<i>Just a Muslim, not further specified</i>	0
<i>DK/Refused</i>	0
African Traditional Religion	0
All others	1
Total	100

ASK IF CHRISTIANQ36 Would you describe yourself **(INSERT)? (READ LIST)**

- a. as a “born-again” Christian, or not?

	Yes	No	DK/Refused	Total*
Botswana	75	22	3	100
Cameroon	49	49	2	100
Chad	80	20	0	100
DR Congo	71	17	11	100
Ethiopia	38	59	3	100
Ghana	77	22	1	100
Guinea Bissau	80	16	4	100
Kenya	57	42	1	100
Liberia	87	12	1	100
Mozambique	29	62	9	100
Nigeria	78	17	4	100
Rwanda	56	36	8	100
South Africa	46	51	3	100
Tanzania	29	69	1	100
Uganda	26	66	8	100
Zambia	76	23	1	100
* Based on Christians				

ASK IF CHRISTIANQ36 Would you describe yourself **(INSERT)? (READ LIST)**

b. as an evangelical Christian, or not?

	Yes	No	DK/Refused	Total*
Botswana	26	69	5	100
Cameroon	34	65	1	100
Chad	46	54	0	100
DR Congo	32	48	20	100
Ethiopia	7	89	4	100
Ghana	46	51	3	100
Guinea Bissau	32	62	6	100
Kenya	17	78	5	100
Liberia	35	61	3	100
Mozambique	20	71	9	100
Nigeria	41	56	3	100
Rwanda	19	70	11	100
South Africa	39	56	6	100
Tanzania	17	81	2	100
Uganda	19	73	8	100
Zambia	40	57	2	100
* Based on Christians				

ASK IF CHRISTIANQ36 Would you describe yourself **(INSERT)? (READ LIST)**

c. as a Pentecostal Christian, or not?

	Yes	No	DK/Refused	Total*
Botswana	26	66	8	100
Cameroon	11	88	1	100
Chad	14	85	0	100
DR Congo	28	53	19	100
Ethiopia	20	78	3	100
Ghana	32	65	3	100
Guinea Bissau	28	65	7	100
Kenya	21	73	6	100
Liberia	30	65	4	100
Mozambique	18	73	9	100
Nigeria	34	61	4	100
Rwanda	13	76	11	100
South Africa	22	69	9	100
Tanzania	12	87	1	100
Uganda	14	78	8	100
Zambia	27	71	2	100
* Based on Christians				

ASK IF CHRISTIANQ36 Would you describe yourself **(INSERT)? (READ LIST)**

d. as a Charismatic Christian, or not?

	Yes	No	DK/Refused	Total*
Botswana	29	62	9	100
Cameroon	17	80	2	100
Chad	18	81	1	100
DR Congo	36	47	17	100
Ethiopia	46	50	4	100
Ghana	34	61	5	100
Guinea Bissau	55	38	6	100
Kenya	20	75	5	100
Liberia	14	80	6	100
Mozambique	19	73	9	100
Nigeria	44	51	5	100
Rwanda	31	60	8	100
South Africa	23	67	10	100
Tanzania	8	86	6	100
Uganda	21	71	8	100
Zambia	34	64	2	100
* Based on Christians				

ASK IF MUSLIM

Q38 Do you identify with any Sufi orders -- such as Tijaniyya, Qadiriyya, Chistiyya, Shadhiliyya, Alawiyya, or Muridiyya -- or not? **(READ LIST) (SHOW CARD) IF YES, ASK: Which ones? (INTERVIEWER INSTRUCTION: If respondent names more than one of groups in list, probe to learn which order the respondent identifies with most and record that response here. Record other identities in Q38b)**

RECORD RESPONSE FOR “Another order” IN Q38 (Q38=91)

Q38a **[RECORD RESPONSE]**

RECORD RESPONSE IF VOLUNTEERED MORE THAN ONE RESPONSE IN Q38

Q38b **[RECORD RESPONSE]**

	No, do not identify with Sufi orders	Yes, identify with Sufi order								DK/Refused	Total*
		Tijaniyya	Qadiriyya	Chistiyya	Shadhiliyya	Alawiyya	Muridiyya	Other order	DK/Refused		
Cameroon	28	31	0	0	1	2	1	7	6	24	100
Chad	42	35	11	3	2	1	1	0	2	3	100
DR Congo	33	10	3	3	4	1	3	0	5	39	100
Djibouti	50	4	4	1	1	0	1	0	1	38	100
Ethiopia	59	6	1	0	1	1	0	0	9	23	100
Ghana	43	27	5	0	1	2	1	0	1	19	100
Guinea Bissau	38	20	1	1	1	6	4	0	7	23	100
Kenya	52	6	4	4	1	4	5	0	1	23	100
Liberia	14	25	4	1	3	0	2	0	10	41	100
Mali	62	6	1	0	0	0	0	0	1	30	100
Nigeria	56	19	9	2	2	1	1	1	2	8	100
Senegal	5	51	5	0	0	0	34	0	2	3	100
Tanzania	66	1	8	0	3	0	2	0	1	17	100
Uganda	15	12	2	1	4	2	0	0	5	59	100

* Based on Muslims

Note: Due to data collection problems, results in Mozambique are not reported.

ASK IF NOT MUSLIM

Q40 Aside from weddings and funerals how often do you attend religious services... more than once a week, once a week, once or twice a month, a few times a year, seldom, or never?

ASK IF MUSLIM

Q41 On average, how often do you attend the mosque or Islamic Center for salah and Jum'ah Prayer? (**READ LIST**) - More than once a week, Once a week for Jum'ah prayer, Once or twice a month, A few times a year, especially for the Eid, Seldom, OR Never

		More than once a week	Once a week (for Jum'ah prayer)	Once or twice a month	A few times a year (especially for Eid)	Seldom	Never	DK/Ref	Total
Botswana	Total	29	28	15	10	5	6	6	100
	Christian	32	30	15	10	4	3	6	100
Cameroon	Total	35	35	10	7	8	4	0	100
	Christian	31	39	12	8	8	2	0	100
	Muslim	61	23	1	3	4	6	1	100
Chad	Total	47	30	6	7	4	6	0	100
	Christian	44	39	11	3	2	0	0	100
	Muslim	54	27	2	8	2	6	0	100
DR Congo	Total	47	22	4	4	5	6	11	100
	Christian	49	23	4	5	5	5	9	100
	Muslim	61	24	6	1	1	0	7	100
Djibouti	Total	67	15	3	4	4	2	5	100
	Muslim	69	15	3	4	4	2	4	100
Ethiopia	Total	41	39	11	3	4	1	1	100
	Christian	34	41	15	4	4	0	1	100
	Muslim	59	34	3	2	2	1	0	100
Ghana	Total	54	27	6	6	2	2	4	100
	Christian	53	29	7	6	2	0	2	100
	Muslim	83	17	0	0	0	0	0	100
Guinea Bissau	Total	55	21	6	7	4	2	7	100
	Christian	45	21	7	10	5	2	9	100
	Muslim	72	20	3	1	2	0	2	100
Kenya	Total	30	51	10	5	3	0	0	100
	Christian	26	54	11	5	3	0	0	100
	Muslim	66	25	3	3	2	0	0	100
Liberia	Total	53	23	5	3	5	7	4	100
	Christian	55	27	7	4	4	1	3	100
	Muslim	75	19	0	0	2	0	4	100
Mali	Total	52	26	4	4	9	3	1	100
	Muslim	55	24	4	5	9	3	0	100
Mozambique	Total	33	51	7	5	3	2	0	100
	Christian	27	54	9	5	4	2	0	100
	Muslim	57	35	2	2	1	2	1	100
Nigeria	Total	67	21	3	2	3	2	2	100
	Christian	57	32	5	2	2	0	3	100
	Muslim	76	11	2	3	4	3	1	100
Rwanda	Total	39	37	6	6	5	2	4	100
	Christian	37	38	7	7	5	2	4	100
Senegal	Total	51	17	2	8	8	12	1	100
	Muslim	51	14	2	9	9	14	1	100
South Africa	Total	22	33	20	9	8	7	1	100
	Christian	23	37	22	10	7	2	0	100
Tanzania	Total	38	42	6	4	5	3	1	100
	Christian	37	45	8	4	5	1	1	100
	Muslim	41	41	4	5	5	3	0	100
Uganda	Total	30	52	7	5	4	2	0	100
	Christian	26	55	8	6	4	1	0	100
	Muslim	61	32	2	2	1	1	1	100
Zambia	Total	54	30	7	5	2	1	2	100
	Christian	54	31	7	5	2	0	2	100

ASK ALL

Q42 How important is religion in your life – very important, somewhat important, not too important, not at all important?

		Very important	Somewhat important	Not too important	Not at all important	DK/Refused	Total
Botswana	Total	69	19	8	2	3	100
	Christian	75	18	4	1	2	100
Cameroon	Total	89	7	2	2	0	100
	Christian	90	7	2	1	0	100
	Muslim	96	4	0	0	0	100
Chad	Total	86	9	2	3	0	100
	Christian	89	9	2	0	0	100
	Muslim	92	8	0	0	0	100
DR Congo	Total	82	6	3	2	7	100
	Christian	85	6	2	0	7	100
	Muslim	91	7	2	0	1	100
Djibouti	Total	86	7	2	2	3	100
	Muslim	87	7	1	2	3	100
Ethiopia	Total	79	18	3	0	0	100
	Christian	77	20	3	0	0	100
	Muslim	87	13	0	0	0	100
Ghana	Total	88	10	1	0	0	100
	Christian	89	9	1	0	0	100
	Muslim	97	3	0	0	0	100
Guinea Bissau	Total	90	8	1	0	1	100
	Christian	87	10	1	0	1	100
	Muslim	95	5	0	0	0	100
Kenya	Total	87	11	2	0	0	100
	Christian	86	12	2	0	1	100
	Muslim	95	4	0	0	0	100
Liberia	Total	87	8	1	1	3	100
	Christian	91	7	1	0	1	100
	Muslim	91	7	0	0	2	100
Mali	Total	93	4	2	1	0	100
	Muslim	94	4	1	0	0	100
Mozambique	Total	87	11	2	0	0	100
	Christian	85	12	2	0	0	100
	Muslim	94	4	1	1	0	100
Nigeria	Total	87	11	1	0	2	100
	Christian	80	16	1	0	2	100
	Muslim	93	6	0	0	1	100
Rwanda	Total	90	8	2	1	1	100
	Christian	90	8	1	0	0	100
Senegal	Total	98	1	0	0	0	100
	Muslim	98	1	0	0	0	100
South Africa	Total	74	18	4	3	1	100
	Christian	79	17	3	1	1	100
Tanzania	Total	93	4	1	1	0	100
	Christian	95	4	1	0	0	100
	Muslim	95	4	1	0	0	100
Uganda	Total	86	12	2	0	0	100
	Christian	85	13	2	0	0	100
	Muslim	93	5	1	1	0	100
Zambia	Total	90	8	1	0	1	100
	Christian	90	8	1	0	1	100

ASK IF ATTEND RELIGIOUS SERVICES MORE THAN NEVER (Q40<6 OR Q41<6)

Q43 And does the mosque, church, or house of worship where you most often attend religious services (INSERT)? (READ LIST) (SHOW CARD)

a. provide food or clothing for people in need?

		Yes	No	DK/Refused	Total*	N
Botswana	Total	63	31	6	100	886
	Christian	65	31	5	100	792
Cameroon	Total	63	35	3	100	1435
	Christian	63	34	2	100	1183
	Muslim	64	33	3	100	229
Chad	Total	76	24	0	100	1417
	Christian	82	18	0	100	589
	Muslim	75	25	0	100	772
DR Congo	Total	56	38	6	100	1230
	Christian	55	39	6	100	1003
	Muslim	65	30	5	100	173
Djibouti	Total	53	40	7	100	1396
	Muslim	52	41	7	100	1362
Ethiopia	Total	63	35	2	100	1476
	Christian	64	34	2	100	1019
	Muslim	62	37	1	100	450
Ghana	Total	69	28	2	100	1465
	Christian	72	26	2	100	1118
	Muslim	63	32	6	100	339
Guinea Bissau	Total	69	26	5	100	917
	Christian	73	22	5	100	549
	Muslim	63	31	5	100	362
Kenya	Total	79	20	1	100	1490
	Christian	78	21	1	100	1146
	Muslim	86	13	1	100	340
Liberia	Total	65	33	2	100	1330
	Christian	67	31	2	100	1001
	Muslim	66	33	1	100	268
Mali	Total	61	27	12	100	958
	Muslim	59	29	12	100	873
Mozambique	Total	45	54	1	100	1467
	Christian	43	55	1	100	925
	Muslim	50	49	1	100	330
Nigeria	Total	80	18	2	100	1453
	Christian	84	15	1	100	655
	Muslim	77	21	3	100	784
Rwanda	Total	78	18	4	100	935
	Christian	77	19	4	100	866
Senegal	Total	60	36	4	100	891
	Muslim	57	38	5	100	784
South Africa	Total	55	41	4	100	1388
	Christian	55	42	3	100	1279
Tanzania	Total	40	58	2	100	1446
	Christian	45	53	2	100	893
	Muslim	34	65	1	100	519
Uganda	Total	42	56	2	100	1020
	Christian	40	58	2	100	706
	Muslim	54	45	1	100	314
Zambia	Total	81	17	2	100	974
	Christian	81	17	2	100	955

* Based on respondents who attend religious services more than never

ASK IF ATTEND RELIGIOUS SERVICES MORE THAN NEVER (Q40<6 OR Q41<6)

Q43 And does the mosque, church, or house of worship where you most often attend religious services (INSERT)? (READ LIST) (SHOW CARD)

b. help people with finding a job?

		Yes	No	DK/Refused	Total*	N
Botswana	Total	37	53	9	100	886
	Christian	37	55	8	100	792
Cameroon	Total	39	55	6	100	1435
	Christian	40	54	6	100	1183
	Muslim	34	61	5	100	229
Chad	Total	49	51	0	100	1417
	Christian	48	51	0	100	589
	Muslim	51	49	0	100	772
DR Congo	Total	40	51	9	100	1230
	Christian	38	52	9	100	1003
	Muslim	54	37	9	100	173
Djibouti	Total	36	57	7	100	1396
	Muslim	36	57	7	100	1362
Ethiopia	Total	26	71	3	100	1476
	Christian	28	70	3	100	1019
	Muslim	23	75	2	100	450
Ghana	Total	58	37	6	100	1465
	Christian	60	35	5	100	1118
	Muslim	48	40	13	100	339
Guinea Bissau	Total	59	36	6	100	917
	Christian	62	33	5	100	549
	Muslim	54	39	7	100	362
Kenya	Total	35	62	3	100	1490
	Christian	34	63	3	100	1146
	Muslim	48	51	2	100	340
Liberia	Total	56	42	2	100	1330
	Christian	60	38	2	100	1001
	Muslim	49	49	1	100	268
Mali	Total	43	40	17	100	958
	Muslim	40	43	17	100	873
Mozambique	Total	25	71	3	100	1467
	Christian	26	71	3	100	925
	Muslim	25	73	3	100	330
Nigeria	Total	68	29	3	100	1453
	Christian	73	24	2	100	655
	Muslim	63	32	4	100	784
Rwanda	Total	41	49	10	100	935
	Christian	42	49	9	100	866
Senegal	Total	22	70	8	100	891
	Muslim	19	73	8	100	784
South Africa	Total	36	57	7	100	1388
	Christian	36	58	6	100	1279
Tanzania	Total	17	80	3	100	1446
	Christian	21	76	3	100	893
	Muslim	11	87	2	100	519
Uganda	Total	25	71	4	100	1020
	Christian	25	71	4	100	706
	Muslim	24	74	2	100	314
Zambia	Total	40	53	8	100	974
	Christian	39	53	8	100	955

* Based on respondents who attend religious services more than never

ASK IF ATTEND RELIGIOUS SERVICES MORE THAN NEVER (Q40<6 OR Q41<6)

Q43 And does the mosque, church, or house of worship where you most often attend religious services (INSERT)? (READ LIST) (SHOW CARD)

c. help people find housing?

		Yes	No	DK/Refused	Total*	N
Botswana	Total	33	58	10	100	886
	Christian	33	59	9	100	792
Cameroon	Total	41	55	5	100	1435
	Christian	40	55	5	100	1183
	Muslim	47	48	4	100	229
Chad	Total	59	41	0	100	1417
	Christian	59	40	1	100	589
	Muslim	61	39	0	100	772
DR Congo	Total	36	54	9	100	1230
	Christian	37	54	9	100	1003
	Muslim	34	54	12	100	173
Djibouti	Total	34	57	9	100	1396
	Muslim	34	57	9	100	1362
Ethiopia	Total	24	74	2	100	1476
	Christian	25	73	2	100	1019
	Muslim	22	76	2	100	450
Ghana	Total	51	42	7	100	1465
	Christian	52	42	6	100	1118
	Muslim	48	38	14	100	339
Guinea Bissau	Total	63	30	6	100	917
	Christian	67	27	6	100	549
	Muslim	57	36	7	100	362
Kenya	Total	37	59	4	100	1490
	Christian	36	60	4	100	1146
	Muslim	48	49	3	100	340
Liberia	Total	41	56	3	100	1330
	Christian	41	57	2	100	1001
	Muslim	45	52	3	100	268
Mali	Total	42	41	17	100	958
	Muslim	39	44	17	100	873
Mozambique	Total	26	70	4	100	1467
	Christian	26	70	4	100	925
	Muslim	28	68	4	100	330
Nigeria	Total	59	37	4	100	1453
	Christian	61	36	3	100	655
	Muslim	56	38	5	100	784
Rwanda	Total	45	45	10	100	935
	Christian	45	45	9	100	866
Senegal	Total	24	69	7	100	891
	Muslim	22	70	8	100	784
South Africa	Total	19	70	10	100	1388
	Christian	19	72	9	100	1279
Tanzania	Total	19	78	2	100	1446
	Christian	22	75	3	100	893
	Muslim	16	82	2	100	519
Uganda	Total	24	71	4	100	1020
	Christian	24	72	4	100	706
	Muslim	29	67	4	100	314
Zambia	Total	35	57	8	100	974
	Christian	34	57	8	100	955

* Based on respondents who attend religious services more than never

ASK IF ATTEND RELIGIOUS SERVICES MORE THAN NEVER (Q40<6 OR Q41<6)

Q43 And does the mosque, church, or house of worship where you most often attend religious services (INSERT)? (READ LIST) (SHOW CARD)

d. provide language or literacy training?

		Yes	No	DK/Refused	Total*	N
Botswana	Total	33	55	12	100	886
	Christian	33	57	11	100	792
Cameroon	Total	57	40	4	100	1435
	Christian	52	44	4	100	1183
	Muslim	87	12	1	100	229
Chad	Total	64	35	1	100	1417
	Christian	64	36	0	100	589
	Muslim	67	32	1	100	772
DR Congo	Total	46	46	8	100	1230
	Christian	44	48	8	100	1003
	Muslim	62	28	10	100	173
Djibouti	Total	51	39	9	100	1396
	Muslim	51	39	9	100	1362
Ethiopia	Total	43	54	3	100	1476
	Christian	39	58	3	100	1019
	Muslim	51	46	3	100	450
Ghana	Total	52	40	9	100	1465
	Christian	52	40	8	100	1118
	Muslim	59	27	14	100	339
Guinea Bissau	Total	69	25	6	100	917
	Christian	71	24	6	100	549
	Muslim	67	26	7	100	362
Kenya	Total	51	44	5	100	1490
	Christian	48	47	5	100	1146
	Muslim	74	22	4	100	340
Liberia	Total	62	36	2	100	1330
	Christian	61	37	2	100	1001
	Muslim	73	25	2	100	268
Mali	Total	59	26	15	100	958
	Muslim	57	28	15	100	873
Mozambique	Total	43	51	6	100	1467
	Christian	42	52	6	100	925
	Muslim	51	44	5	100	330
Nigeria	Total	55	41	5	100	1453
	Christian	50	45	4	100	655
	Muslim	58	36	5	100	784
Rwanda	Total	68	24	8	100	935
	Christian	68	25	7	100	866
Senegal	Total	54	41	5	100	891
	Muslim	51	43	6	100	784
South Africa	Total	25	63	11	100	1388
	Christian	24	65	11	100	1279
Tanzania	Total	91	8	1	100	1446
	Christian	91	8	1	100	893
	Muslim	93	7	1	100	519
Uganda	Total	38	57	6	100	1020
	Christian	36	59	6	100	706
	Muslim	52	43	5	100	314
Zambia	Total	48	46	6	100	974
	Christian	47	46	6	100	955

* Based on respondents who attend religious services more than never.

ASK IF ATTEND RELIGIOUS SERVICES MORE THAN NEVER (Q40<6 OR Q41<6)

Q43 And does the mosque, church, or house of worship where you most often attend religious services (INSERT)? (READ LIST) (SHOW CARD)

ASK IF CHRISTIAN

e. work together with Muslim mosques to find solutions to community problems?

ASK IF MUSLIM

f. work together with Christian churches to find solutions to community problems?

		Yes	No	DK/Refused	Total*	N
Botswana	Total	22	59	20	100	806
	Christian	21	59	20	100	792
Cameroon	Total	22	66	12	100	1412
	Christian	19	68	13	100	1183
	Muslim	36	53	10	100	229
Chad	Total	32	67	1	100	1361
	Christian	38	62	1	100	589
	Muslim	28	71	0	100	772
DR Congo	Total	13	74	13	100	1176
	Christian	10	77	13	100	1003
	Muslim	31	54	15	100	173
Djibouti	Total	24	59	17	100	1393
	Muslim	24	59	16	100	1362
Ethiopia	Total	37	56	7	100	1469
	Christian	35	58	7	100	1019
	Muslim	42	52	6	100	450
Ghana	Total	36	54	10	100	1457
	Christian	35	57	8	100	1118
	Muslim	46	36	18	100	339
Guinea Bissau	Total	37	50	13	100	911
	Christian	35	52	13	100	549
	Muslim	40	48	13	100	362
Kenya	Total	28	58	14	100	1486
	Christian	25	61	14	100	1146
	Muslim	48	39	13	100	340
Liberia	Total	56	36	9	100	1269
	Christian	53	38	9	100	1001
	Muslim	67	25	8	100	268
Mali	Total	23	49	28	100	950
	Muslim	21	51	28	100	873
Mozambique	Total	45	43	12	100	1255
	Christian	43	44	13	100	925
	Muslim	50	41	9	100	330
Nigeria	Total	27	62	11	100	1439
	Christian	29	60	11	100	655
	Muslim	25	65	11	100	784
Rwanda	Total	20	59	22	100	923
	Christian	18	60	22	100	866
Senegal	Total	30	55	14	100	886
	Muslim	28	57	14	100	784
South Africa	Total	10	72	18	100	1306
	Christian	9	73	18	100	1279
Tanzania	Total	29	66	5	100	1412
	Christian	27	68	5	100	893
	Muslim	32	62	6	100	519
Uganda	Total	43	44	13	100	1020
	Christian	42	45	13	100	706
	Muslim	51	39	10	100	314
Zambia	Total	7	80	13	100	969
	Christian	7	80	13	100	955

* Total rows refer to Christians and Muslims who attend religious services more than never.

ASK IF NOT CHRISTIAN

Q45 How comfortable would you be if a child of yours someday married a Christian? Would you be very comfortable, somewhat comfortable, not too comfortable or not at all comfortable?

		Very comfortable	Somewhat comfortable	Not too comfortable	Not at all comfortable	(VOL) Depends on situation	DK/Ref	Total*	N
Cameroon	Total	25	11	15	34	11	3	100	294
	Muslim	22	11	17	39	10	2	100	245
Chad	Total	9	15	22	36	18	0	100	911
	Muslim	8	15	23	38	16	0	100	811
DR Congo	Total	14	10	7	34	9	25	100	310
	Muslim	12	8	10	46	8	16	100	185
Djibouti	Total	12	8	19	40	11	10	100	1466
	Muslim	11	8	19	40	11	10	100	1452
Ethiopia	Total	6	11	22	53	7	0	100	463
	Muslim	6	11	22	54	7	0	100	453
Ghana	Total	22	11	10	37	11	9	100	352
	Muslim	12	9	16	50	12	2	100	339
Guinea Bissau	Total	40	19	19	8	13	1	100	381
	Muslim	40	20	19	8	12	1	100	373
Kenya	Total	8	10	22	46	8	5	100	346
	Muslim	8	11	23	48	9	1	100	340
Liberia	Total	31	15	14	22	10	8	100	460
	Muslim	30	16	15	28	4	7	100	279
Mali	Total	15	17	18	30	15	6	100	919
	Muslim	15	17	18	29	15	6	100	901
Mozambique	Total	18	14	21	36	11	1	100	558
	Muslim	19	14	21	36	9	1	100	340
Nigeria	Total	15	10	16	49	7	3	100	838
	Muslim	15	10	16	50	7	2	100	818
Senegal	Total	12	6	10	55	16	0	100	897
	Muslim	11	6	10	56	16	0	100	891
Tanzania	Total	18	16	20	38	6	2	100	597
	Muslim	15	16	21	42	6	0	100	539
Uganda	Total	20	15	20	33	10	2	100	329
	Muslim	19	16	21	35	9	0	100	321

* Total rows refer to non-Christians

ASK IF NOT MUSLIM

Q46 How comfortable would you be if a child of yours someday married a Muslim? Would you be very comfortable, somewhat comfortable, not too comfortable or not at all comfortable?

		Very comfortable	Somewhat comfortable	Not too comfortable	Not at all comfortable	(VOL) Depends on situation	DK/Ref	Total*	N
Botswana	Total	27	28	20	16	6	3	100	984
	Christian	29	29	19	15	5	2	100	868
Cameroon	Total	30	23	16	22	7	1	100	1258
	Christian	30	23	16	23	7	1	100	1209
Chad	Total	10	23	27	23	17	0	100	692
	Christian	10	25	29	22	14	0	100	592
DR Congo	Total	11	10	14	38	8	19	100	1334
	Christian	10	10	14	40	8	18	100	1209
Ethiopia	Total	6	10	23	52	9	0	100	1047
	Christian	6	10	22	53	9	0	100	1037
Ghana	Total	22	14	18	35	7	3	100	1161
	Christian	22	14	19	36	7	2	100	1148
Guinea Bissau	Total	54	13	13	5	12	2	100	627
	Christian	55	13	13	5	12	2	100	619
Kenya	Total	21	16	22	28	13	1	100	1160
	Christian	21	16	22	28	13	1	100	1154
Liberia	Total	34	15	17	24	6	4	100	1221
	Christian	36	15	18	26	3	3	100	1040
Mozambique	Total	29	16	20	29	6	0	100	1160
	Christian	30	15	20	29	5	0	100	942
Nigeria	Total	13	11	24	41	7	4	100	698
	Christian	13	11	24	42	7	3	100	678
Rwanda	Total	29	15	14	22	16	4	100	942
	Christian	29	15	15	22	16	3	100	925
South Africa	Total	18	17	14	31	12	8	100	1476
	Christian	19	18	14	31	12	6	100	1309
Tanzania	Total	20	19	16	36	6	2	100	965
	Christian	19	19	17	37	6	2	100	907
Uganda	Total	29	16	19	30	7	0	100	719
	Christian	29	16	19	30	6	0	100	711
Zambia	Total	13	6	16	52	10	3	100	985
	Christian	13	6	16	52	9	3	100	976

* Total rows refer to non-Muslims

ASK ALL

Q47 On a different topic, do you believe in God?

		Yes	No	(VOL) Other/DK/ Refused	Total
Botswana	Total	95	3	2	100
	Christian	97	1	2	100
Cameroon	Total	99	1	0	100
	Christian	100	0	0	100
	Muslim	99	1	0	100
Chad	Total	95	4	1	100
	Christian	99	1	0	100
	Muslim	98	2	0	100
DR Congo	Total	94	1	5	100
	Christian	96	0	4	100
	Muslim	97	0	2	100
Djibouti	Total	93	3	3	100
	Muslim	94	3	3	100
Ethiopia	Total	99	1	0	100
	Christian	99	1	0	100
	Muslim	99	1	0	100
Ghana	Total	99	1	0	100
	Christian	99	1	0	100
	Muslim	99	0	0	100
Guinea Bissau	Total	98	2	0	100
	Christian	98	1	1	100
	Muslim	98	2	0	100
Kenya	Total	100	0	0	100
	Christian	100	0	0	100
	Muslim	99	0	0	100
Liberia	Total	95	2	3	100
	Christian	98	2	1	100
	Muslim	97	2	1	100
Mali	Total	97	3	0	100
	Muslim	98	1	0	100
Mozambique	Total	97	3	0	100
	Christian	97	3	1	100
	Muslim	97	3	0	100
Nigeria	Total	98	1	1	100
	Christian	98	1	1	100
	Muslim	98	1	1	100
Rwanda	Total	99	0	1	100
	Christian	100	0	0	100
Senegal	Total	99	1	0	100
	Muslim	100	0	0	100
South Africa	Total	97	2	1	100
	Christian	99	0	0	100
Tanzania	Total	99	0	0	100
	Christian	99	1	0	100
	Muslim	100	0	0	100
Uganda	Total	97	3	0	100
	Christian	97	3	0	100
	Muslim	97	3	1	100
Zambia	Total	99	1	0	100
	Christian	99	1	0	100

ASK ALL

Q47 On a different topic, do you believe in God?

ASK IF BELIEVE IN GOD (Q47=1)

Q48 How certain are you about this belief? Are you absolutely certain, fairly certain, not too certain, or not at all certain?

		Believe in God					Don't believe in God	Other/DK/Refused	Total
		Absolutely certain	Fairly certain	Not too certain	Not at all certain	DK/Refused			
Botswana	Total	74	17	3	0	1	3	2	100
	Christian	80	14	2	0	1	1	2	100
Cameroon	Total	80	16	2	0	0	1	0	100
	Christian	82	15	2	0	0	0	0	100
	Muslim	78	18	2	0	0	1	0	100
Chad	Total	77	16	1	0	0	4	1	100
	Christian	82	16	1	0	0	1	0	100
	Muslim	81	16	1	0	0	2	0	100
DR Congo	Total	85	7	1	0	1	1	5	100
	Christian	88	6	1	0	1	0	4	100
	Muslim	87	9	1	0	0	0	2	100
Djibouti	Total	85	5	1	0	1	3	3	100
	Muslim	86	5	1	0	1	3	3	100
Ethiopia	Total	89	9	1	0	0	1	0	100
	Christian	89	9	1	0	0	1	0	100
	Muslim	90	8	1	0	0	1	0	100
Ghana	Total	93	5	0	0	0	1	0	100
	Christian	94	4	0	0	0	1	0	100
	Muslim	97	2	0	0	0	0	0	100
Guinea Bissau	Total	88	7	2	0	0	2	0	100
	Christian	86	9	2	0	0	1	1	100
	Muslim	92	4	1	0	0	2	0	100
Kenya	Total	95	5	0	0	0	0	0	100
	Christian	95	5	0	0	0	0	0	100
	Muslim	97	2	0	0	0	0	0	100
Liberia	Total	89	5	0	0	0	2	3	100
	Christian	92	5	0	0	0	2	1	100
	Muslim	93	4	0	0	0	2	1	100
Mali	Total	91	6	1	0	0	3	0	100
	Muslim	92	5	1	0	0	1	0	100
Mozambique	Total	77	16	3	0	1	3	0	100
	Christian	77	16	3	0	1	3	1	100
	Muslim	78	16	2	0	1	3	0	100
Nigeria	Total	94	3	0	0	0	1	1	100
	Christian	94	3	0	0	0	1	1	100
	Muslim	94	3	0	0	0	1	1	100
Rwanda	Total	91	7	1	0	0	0	1	100
	Christian	91	7	1	0	0	0	0	100
Senegal	Total	97	2	0	0	0	1	0	100
	Muslim	97	3	0	0	0	0	0	100
South Africa	Total	82	14	1	0	0	2	1	100
	Christian	86	12	1	0	0	0	0	100
Tanzania	Total	94	4	1	0	0	0	0	100
	Christian	94	4	1	0	0	1	0	100
	Muslim	95	4	0	0	0	0	0	100
Uganda	Total	77	16	3	0	1	3	0	100
	Christian	77	17	3	0	1	3	0	100
	Muslim	80	14	2	0	0	3	1	100
Zambia	Total	92	7	1	0	0	1	0	100
	Christian	92	7	0	0	0	1	0	100

ASK ALL

Q47 On a different topic, do you believe in God?

ASK IF BELIEVE IN GOD (Q47=1)

Q49 Which comes closest to your view of God? God is a being with whom people can have a relationship or God is an impersonal force?

	Believe in God				Don't believe in God	Other/DK/Refused	Total
	Personal God	Impersonal force	(VOL) Other/Both/ Neither	DK/Refused			
Botswana	73	15	6	3	1	2	100
Cameroon	67	29	3	0	0	0	100
Chad	75	20	4	0	1	0	100
Congo, DR	58	24	12	2	0	4	100
Ethiopia	54	40	5	0	1	0	100
Ghana	69	24	5	1	1	0	100
Guinea Bissau	44	51	1	1	1	1	100
Kenya	66	31	3	0	0	0	100
Liberia	41	51	4	1	2	1	100
Mozambique	62	29	2	4	3	1	100
Nigeria	81	17	0	0	1	1	100
Rwanda	78	19	1	1	0	0	100
South Africa	73	17	9	1	0	0	100
Tanzania	66	27	4	2	1	0	100
Uganda	64	28	2	3	3	0	100
Zambia	86	12	1	1	1	0	100

* Based on Christians.

ASK ALL

Q47 On a different topic, do you believe in God?

ASK IF BELIEVE IN GOD (Q47=1)

Q50 And do you believe that there is only one God, or is there more than one god?

		Believe in God			Don't believe in God	Other/DK/Refused	Total
		One God	More than one God	DK/Refused			
Botswana	Total	90	2	3	3	2	100
	Christian	94	1	2	1	2	100
Cameroon	Total	97	1	0	1	0	100
	Christian	98	1	0	0	0	100
	Muslim	98	0	0	1	0	100
Chad	Total	92	3	0	4	1	100
	Christian	99	1	0	1	0	100
	Muslim	95	3	0	2	0	100
DR Congo	Total	90	3	1	1	5	100
	Christian	93	2	1	0	4	100
	Muslim	92	2	4	0	2	100
Djibouti	Total	92	1	0	3	3	100
	Muslim	93	1	0	3	3	100
Ethiopia	Total	98	1	0	1	0	100
	Christian	99	0	0	1	0	100
	Muslim	98	0	0	1	0	100
Ghana	Total	96	3	0	1	0	100
	Christian	98	1	0	1	0	100
	Muslim	99	1	0	0	0	100
Guinea Bissau	Total	94	3	0	2	0	100
	Christian	94	3	1	1	1	100
	Muslim	96	2	0	2	0	100
Kenya	Total	100	0	0	0	0	100
	Christian	100	0	0	0	0	100
	Muslim	99	0	0	0	0	100
Liberia	Total	89	5	1	2	3	100
	Christian	95	3	1	2	1	100
	Muslim	93	4	0	2	1	100
Mali	Total	97	0	0	3	0	100
	Muslim	98	0	0	1	0	100
Mozambique	Total	92	3	1	3	0	100
	Christian	92	4	1	3	1	100
	Muslim	93	3	1	3	0	100
Nigeria	Total	97	1	0	1	1	100
	Christian	97	1	0	1	1	100
	Muslim	97	0	0	1	1	100
Rwanda	Total	99	0	0	0	1	100
	Christian	99	0	0	0	0	100
Senegal	Total	99	1	0	1	0	100
	Muslim	99	0	0	0	0	100
South Africa	Total	95	1	1	2	1	100
	Christian	98	1	0	0	0	100
Tanzania	Total	97	1	1	0	0	100
	Christian	97	1	1	1	0	100
	Muslim	99	0	0	0	0	100
Uganda	Total	92	3	1	3	0	100
	Christian	93	3	1	3	0	100
	Muslim	94	2	0	3	1	100
Zambia	Total	97	2	0	1	0	100
	Christian	98	1	0	1	0	100

ASK ALLQ51 Which, if any, of the following do you believe in? **(READ LIST)**

a. in Heaven, where people who have led good lives are eternally rewarded?

		Yes	No	DK/Refused	Total
Botswana	Total	83	10	7	100
	Christian	89	7	4	100
Cameroon	Total	89	9	1	100
	Christian	90	9	1	100
	Muslim	95	5	0	100
Chad	Total	86	14	1	100
	Christian	94	6	0	100
	Muslim	87	12	1	100
DR Congo	Total	78	13	9	100
	Christian	82	11	7	100
	Muslim	85	7	8	100
Djibouti	Total	93	4	3	100
	Muslim	94	3	3	100
Ethiopia	Total	97	3	1	100
	Christian	97	2	0	100
	Muslim	96	3	1	100
Ghana	Total	98	1	0	100
	Christian	99	0	0	100
	Muslim	98	2	0	100
Guinea Bissau	Total	87	8	5	100
	Christian	88	9	3	100
	Muslim	87	7	6	100
Kenya	Total	99	1	0	100
	Christian	99	1	0	100
	Muslim	98	2	0	100
Liberia	Total	92	4	4	100
	Christian	98	1	1	100
	Muslim	93	6	1	100
Mali	Total	97	1	1	100
	Muslim	98	0	1	100
Mozambique	Total	92	6	2	100
	Christian	92	7	2	100
	Muslim	94	4	2	100
Nigeria	Total	98	2	0	100
	Christian	99	1	0	100
	Muslim	97	2	1	100
Rwanda	Total	95	4	2	100
	Christian	96	3	1	100
Senegal	Total	97	1	1	100
	Muslim	98	1	1	100
South Africa	Total	85	9	6	100
	Christian	88	7	5	100
Tanzania	Total	89	7	4	100
	Christian	93	6	2	100
	Muslim	86	8	6	100
Uganda	Total	92	6	2	100
	Christian	93	6	1	100
	Muslim	90	7	2	100
Zambia	Total	94	6	1	100
	Christian	94	5	1	100

ASK ALLQ51 Which, if any, of the following do you believe in? **(READ LIST)**

b. in Hell, where people who have led bad lives and die without being sorry are eternally punished?

		Yes	No	DK/Refused	Total
Botswana	Total	70	22	8	100
	Christian	74	20	6	100
Cameroon	Total	83	15	1	100
	Christian	85	13	1	100
	Muslim	84	15	1	100
Chad	Total	78	21	1	100
	Christian	88	12	0	100
	Muslim	78	21	1	100
DR Congo	Total	77	12	11	100
	Christian	82	8	9	100
	Muslim	72	16	12	100
Djibouti	Total	83	12	5	100
	Muslim	84	11	5	100
Ethiopia	Total	93	6	1	100
	Christian	93	5	1	100
	Muslim	94	4	1	100
Ghana	Total	91	8	1	100
	Christian	93	7	1	100
	Muslim	90	10	1	100
Guinea Bissau	Total	64	29	7	100
	Christian	65	31	5	100
	Muslim	64	27	9	100
Kenya	Total	85	14	0	100
	Christian	85	15	0	100
	Muslim	88	12	0	100
Liberia	Total	71	25	4	100
	Christian	75	24	1	100
	Muslim	70	29	1	100
Mali	Total	96	3	1	100
	Muslim	97	2	1	100
Mozambique	Total	73	24	3	100
	Christian	73	25	3	100
	Muslim	72	24	4	100
Nigeria	Total	88	11	1	100
	Christian	91	8	1	100
	Muslim	86	13	1	100
Rwanda	Total	88	9	2	100
	Christian	89	9	2	100
Senegal	Total	88	7	5	100
	Muslim	90	6	4	100
South Africa	Total	67	21	12	100
	Christian	70	19	11	100
Tanzania	Total	89	8	3	100
	Christian	91	7	2	100
	Muslim	87	9	4	100
Uganda	Total	74	23	3	100
	Christian	76	22	3	100
	Muslim	67	30	3	100
Zambia	Total	76	23	1	100
	Christian	76	23	1	100

ASK ALLQ51 Which, if any, of the following do you believe in? **(READ LIST)**

c. in reincarnation – that people will be reborn in this world again and again?

		Yes	No	DK/Refused	Total
Botswana	Total	51	34	15	100
	Christian	54	33	13	100
Cameroon	Total	43	53	4	100
	Christian	45	51	3	100
	Muslim	32	64	4	100
Chad	Total	45	55	1	100
	Christian	56	44	0	100
	Muslim	35	64	1	100
DR Congo	Total	38	42	19	100
	Christian	40	42	19	100
	Muslim	30	54	16	100
Djibouti	Total	32	55	12	100
	Muslim	32	56	12	100
Ethiopia	Total	21	73	5	100
	Christian	25	71	5	100
	Muslim	14	79	7	100
Ghana	Total	47	48	5	100
	Christian	47	48	5	100
	Muslim	27	65	8	100
Guinea Bissau	Total	47	42	12	100
	Christian	53	37	10	100
	Muslim	37	50	13	100
Kenya	Total	31	64	5	100
	Christian	32	63	5	100
	Muslim	24	70	5	100
Liberia	Total	31	61	8	100
	Christian	28	67	6	100
	Muslim	28	66	6	100
Mali	Total	28	47	25	100
	Muslim	28	47	25	100
Mozambique	Total	50	41	8	100
	Christian	49	44	7	100
	Muslim	51	39	9	100
Nigeria	Total	37	55	8	100
	Christian	39	54	7	100
	Muslim	34	57	8	100
Rwanda	Total	27	58	15	100
	Christian	27	59	14	100
Senegal	Total	28	56	16	100
	Muslim	27	56	17	100
South Africa	Total	49	36	15	100
	Christian	52	34	14	100
Tanzania	Total	32	57	11	100
	Christian	32	58	10	100
	Muslim	32	56	12	100
Uganda	Total	51	41	8	100
	Christian	53	39	8	100
	Muslim	40	53	7	100
Zambia	Total	17	76	7	100
	Christian	16	77	7	100

ASK ALLQ51 Which, if any, of the following do you believe in? **(READ LIST)**

d. in angels?

		Yes	No	DK/Refused	Total
Botswana	Total	70	23	7	100
	Christian	74	19	7	100
Cameroon	Total	89	10	1	100
	Christian	92	7	1	100
	Muslim	84	14	2	100
Chad	Total	70	29	1	100
	Christian	87	12	1	100
	Muslim	64	35	1	100
DR Congo	Total	76	14	10	100
	Christian	80	12	8	100
	Muslim	71	16	13	100
Djibouti	Total	52	33	16	100
	Muslim	52	33	16	100
Ethiopia	Total	74	25	1	100
	Christian	76	23	1	100
	Muslim	71	28	1	100
Ghana	Total	89	10	1	100
	Christian	93	6	1	100
	Muslim	88	11	1	100
Guinea Bissau	Total	58	32	9	100
	Christian	63	29	8	100
	Muslim	53	37	10	100
Kenya	Total	94	6	1	100
	Christian	95	4	0	100
	Muslim	84	15	1	100
Liberia	Total	73	23	4	100
	Christian	82	17	1	100
	Muslim	63	34	3	100
Mali	Total	70	21	10	100
	Muslim	72	19	9	100
Mozambique	Total	86	12	2	100
	Christian	83	15	2	100
	Muslim	90	9	2	100
Nigeria	Total	92	7	1	100
	Christian	96	4	0	100
	Muslim	88	10	2	100
Rwanda	Total	86	11	3	100
	Christian	88	10	2	100
Senegal	Total	59	30	11	100
	Muslim	57	31	12	100
South Africa	Total	83	14	3	100
	Christian	87	10	3	100
Tanzania	Total	95	3	2	100
	Christian	96	3	1	100
	Muslim	97	2	2	100
Uganda	Total	88	10	2	100
	Christian	91	7	2	100
	Muslim	70	27	3	100
Zambia	Total	86	13	1	100
	Christian	87	12	1	100

ASK ALLQ51 Which, if any, of the following do you believe in? **(READ LIST)**

e. in miracles?

		Yes	No	DK/Refused	Total
Botswana	Total	70	23	6	100
	Christian	75	19	6	100
Cameroon	Total	89	11	0	100
	Christian	92	8	0	100
	Muslim	79	21	0	100
Chad	Total	67	32	1	100
	Christian	77	22	1	100
	Muslim	62	37	1	100
DR Congo	Total	74	16	10	100
	Christian	78	13	8	100
	Muslim	59	27	14	100
Djibouti	Total	41	42	16	100
	Muslim	41	42	16	100
Ethiopia	Total	62	37	1	100
	Christian	67	32	1	100
	Muslim	51	47	2	100
Ghana	Total	87	12	1	100
	Christian	90	9	0	100
	Muslim	63	31	5	100
Guinea Bissau	Total	60	31	9	100
	Christian	65	27	8	100
	Muslim	52	38	10	100
Kenya	Total	85	15	0	100
	Christian	88	12	0	100
	Muslim	66	34	0	100
Liberia	Total	71	25	4	100
	Christian	81	19	0	100
	Muslim	51	45	4	100
Mali	Total	66	22	12	100
	Muslim	68	21	12	100
Mozambique	Total	74	24	2	100
	Christian	70	28	2	100
	Muslim	82	17	1	100
Nigeria	Total	82	16	1	100
	Christian	93	7	0	100
	Muslim	73	25	2	100
Rwanda	Total	84	13	3	100
	Christian	85	12	3	100
Senegal	Total	52	37	11	100
	Muslim	51	37	12	100
South Africa	Total	75	21	4	100
	Christian	78	19	3	100
Tanzania	Total	95	4	2	100
	Christian	96	3	1	100
	Muslim	93	4	3	100
Uganda	Total	75	23	1	100
	Christian	78	21	1	100
	Muslim	58	40	2	100
Zambia	Total	84	15	1	100
	Christian	85	14	1	100

ASK ALLQ51 Which, if any, of the following do you believe in? **(READ LIST)**

f. in evil spirits?

		Yes	No	DK/Refused	Total
Botswana	Total	38	52	10	100
	Christian	35	55	11	100
Cameroon	Total	81	19	0	100
	Christian	82	18	0	100
	Muslim	74	24	2	100
Chad	Total	46	53	1	100
	Christian	39	61	1	100
	Muslim	48	51	1	100
DR Congo	Total	64	27	9	100
	Christian	64	28	8	100
	Muslim	64	25	11	100
Djibouti	Total	31	51	18	100
	Muslim	31	51	18	100
Ethiopia	Total	31	68	1	100
	Christian	31	68	1	100
	Muslim	30	67	3	100
Ghana	Total	53	44	3	100
	Christian	53	45	2	100
	Muslim	37	58	5	100
Guinea Bissau	Total	31	59	10	100
	Christian	35	56	9	100
	Muslim	24	64	13	100
Kenya	Total	44	55	1	100
	Christian	44	55	1	100
	Muslim	46	53	1	100
Liberia	Total	21	76	3	100
	Christian	15	84	1	100
	Muslim	19	78	3	100
Mali	Total	60	28	11	100
	Muslim	62	27	11	100
Mozambique	Total	36	63	2	100
	Christian	34	64	2	100
	Muslim	38	60	2	100
Nigeria	Total	44	54	2	100
	Christian	45	53	2	100
	Muslim	42	55	2	100
Rwanda	Total	58	38	4	100
	Christian	59	37	3	100
Senegal	Total	47	42	12	100
	Muslim	45	42	13	100
South Africa	Total	60	35	5	100
	Christian	60	35	5	100
Tanzania	Total	96	3	1	100
	Christian	97	2	1	100
	Muslim	93	5	2	100
Uganda	Total	36	63	1	100
	Christian	36	62	1	100
	Muslim	30	68	2	100
Zambia	Total	36	63	1	100
	Christian	36	63	1	100

ASK ALLQ51 Which, if any, of the following do you believe in? **(READ LIST)**

g. in witchcraft?

		Yes	No	DK/Refused	Total
Botswana	Total	36	53	11	100
	Christian	32	56	12	100
Cameroon	Total	78	22	1	100
	Christian	79	21	0	100
	Muslim	72	27	1	100
Chad	Total	44	55	1	100
	Christian	33	66	1	100
	Muslim	47	53	1	100
DR Congo	Total	64	27	10	100
	Christian	63	28	9	100
	Muslim	63	27	10	100
Djibouti	Total	25	57	18	100
	Muslim	25	57	18	100
Ethiopia	Total	17	81	2	100
	Christian	19	80	1	100
	Muslim	15	82	3	100
Ghana	Total	52	45	3	100
	Christian	51	46	2	100
	Muslim	35	57	8	100
Guinea Bissau	Total	30	56	14	100
	Christian	33	54	13	100
	Muslim	25	60	15	100
Kenya	Total	27	71	1	100
	Christian	28	71	1	100
	Muslim	22	77	1	100
Liberia	Total	19	78	3	100
	Christian	11	87	1	100
	Muslim	17	80	3	100
Mali	Total	62	27	11	100
	Muslim	64	25	11	100
Mozambique	Total	29	70	1	100
	Christian	28	70	2	100
	Muslim	30	69	1	100
Nigeria	Total	37	60	2	100
	Christian	40	58	3	100
	Muslim	34	63	2	100
Rwanda	Total	50	46	4	100
	Christian	50	46	4	100
Senegal	Total	43	45	12	100
	Muslim	42	45	13	100
South Africa	Total	55	39	6	100
	Christian	55	39	6	100
Tanzania	Total	93	6	1	100
	Christian	94	5	1	100
	Muslim	92	7	1	100
Uganda	Total	29	70	1	100
	Christian	29	70	1	100
	Muslim	26	70	3	100
Zambia	Total	33	65	1	100
	Christian	33	66	1	100

ASK ALLQ51 Which, if any, of the following do you believe in? **(READ LIST)**

h. in the “evil eye” or that certain people can cast curses or spells that cause bad things to happen to someone?

		Yes	No	DK/Refused	Total
Botswana	Total	41	48	10	100
	Christian	37	52	11	100
Cameroon	Total	76	23	1	100
	Christian	77	22	1	100
	Muslim	67	31	2	100
Chad	Total	44	56	0	100
	Christian	30	69	1	100
	Muslim	50	50	0	100
DR Congo	Total	60	29	10	100
	Christian	60	30	10	100
	Muslim	59	30	11	100
Djibouti	Total	37	48	15	100
	Muslim	37	48	15	100
Ethiopia	Total	25	73	2	100
	Christian	27	72	1	100
	Muslim	21	76	2	100
Ghana	Total	46	50	3	100
	Christian	45	52	3	100
	Muslim	28	64	8	100
Guinea Bissau	Total	39	48	13	100
	Christian	41	48	11	100
	Muslim	35	49	16	100
Kenya	Total	24	75	2	100
	Christian	24	74	2	100
	Muslim	20	79	1	100
Liberia	Total	31	65	4	100
	Christian	21	75	4	100
	Muslim	30	65	5	100
Mali	Total	57	33	10	100
	Muslim	59	31	10	100
Mozambique	Total	32	65	3	100
	Christian	31	65	3	100
	Muslim	31	66	3	100
Nigeria	Total	26	70	3	100
	Christian	28	68	4	100
	Muslim	24	73	3	100
Rwanda	Total	24	69	7	100
	Christian	24	70	6	100
Senegal	Total	60	31	8	100
	Muslim	59	32	9	100
South Africa	Total	46	44	10	100
	Christian	45	45	11	100
Tanzania	Total	80	18	2	100
	Christian	78	19	2	100
	Muslim	83	16	2	100
Uganda	Total	32	65	3	100
	Christian	32	65	3	100
	Muslim	28	67	5	100
Zambia	Total	25	73	3	100
	Christian	25	73	2	100

ASK ALLQ51 Which, if any, of the following do you believe in? **(READ LIST)**

i. that sacrifices to spirits or ancestors can protect you from bad things happening?

		Yes	No	DK/Refused	Total
Botswana	Total	39	50	10	100
	Christian	36	53	11	100
Cameroon	Total	42	55	3	100
	Christian	41	56	3	100
	Muslim	40	58	2	100
Chad	Total	41	59	1	100
	Christian	29	70	1	100
	Muslim	45	55	0	100
DR Congo	Total	21	66	12	100
	Christian	17	71	12	100
	Muslim	30	62	8	100
Djibouti	Total	22	63	15	100
	Muslim	22	63	15	100
Ethiopia	Total	11	88	1	100
	Christian	10	89	1	100
	Muslim	13	85	2	100
Ghana	Total	26	70	3	100
	Christian	23	74	3	100
	Muslim	20	72	8	100
Guinea Bissau	Total	41	48	10	100
	Christian	46	45	9	100
	Muslim	33	54	13	100
Kenya	Total	16	81	2	100
	Christian	18	79	2	100
	Muslim	0	100	0	100
Liberia	Total	31	67	2	100
	Christian	16	81	3	100
	Muslim	41	57	2	100
Mali	Total	59	34	6	100
	Muslim	62	32	6	100
Mozambique	Total	27	68	4	100
	Christian	28	68	4	100
	Muslim	24	71	5	100
Nigeria	Total	11	86	4	100
	Christian	9	86	5	100
	Muslim	11	86	2	100
Rwanda	Total	5	89	6	100
	Christian	4	90	6	100
Senegal	Total	58	36	7	100
	Muslim	56	37	7	100
South Africa	Total	56	36	8	100
	Christian	54	37	9	100
Tanzania	Total	60	37	3	100
	Christian	56	42	2	100
	Muslim	66	31	3	100
Uganda	Total	27	69	4	100
	Christian	26	69	4	100
	Muslim	28	66	6	100
Zambia	Total	11	87	2	100
	Christian	11	87	2	100

ASK ALLQ51 Which, if any, of the following do you believe in? **(READ LIST)**

j. that certain spiritual people can protect you from bad things happening?

		Yes	No	DK/Refused	Total
Botswana	Total	43	48	10	100
	Christian	41	49	10	100
Cameroon	Total	63	36	1	100
	Christian	64	35	1	100
	Muslim	57	41	2	100
Chad	Total	50	49	1	100
	Christian	39	59	1	100
	Muslim	56	43	0	100
DR Congo	Total	35	53	12	100
	Christian	32	58	10	100
	Muslim	48	36	16	100
Djibouti	Total	18	67	15	100
	Muslim	17	67	15	100
Ethiopia	Total	29	69	2	100
	Christian	28	70	2	100
	Muslim	32	66	2	100
Ghana	Total	32	65	3	100
	Christian	28	69	3	100
	Muslim	29	64	7	100
Guinea Bissau	Total	49	38	13	100
	Christian	54	34	12	100
	Muslim	41	44	15	100
Kenya	Total	22	76	2	100
	Christian	23	75	2	100
	Muslim	12	86	1	100
Liberia	Total	36	62	3	100
	Christian	25	72	2	100
	Muslim	38	59	3	100
Mali	Total	64	29	7	100
	Muslim	66	27	7	100
Mozambique	Total	31	64	5	100
	Christian	32	64	4	100
	Muslim	29	67	4	100
Nigeria	Total	13	84	2	100
	Christian	9	88	2	100
	Muslim	16	82	2	100
Rwanda	Total	11	83	7	100
	Christian	11	83	6	100
Senegal	Total	80	17	3	100
	Muslim	81	17	3	100
South Africa	Total	55	38	7	100
	Christian	54	39	7	100
Tanzania	Total	70	27	3	100
	Christian	72	26	2	100
	Muslim	68	28	4	100
Uganda	Total	31	64	5	100
	Christian	30	65	5	100
	Muslim	33	61	6	100
Zambia	Total	19	78	3	100
	Christian	18	78	3	100

ASK ALLQ51 Which, if any, of the following do you believe in? **(READ LIST)**

k. that juju, shrines, or other sacred objects can protect you from bad things happening?

		Yes	No	DK/Refused	Total
Botswana	Total	20	61	20	100
	Christian	19	62	19	100
Cameroon	Total	29	69	2	100
	Christian	29	69	2	100
	Muslim	20	75	4	100
Chad	Total	33	67	1	100
	Christian	19	79	1	100
	Muslim	37	62	0	100
DR Congo	Total	26	58	16	100
	Christian	22	63	15	100
	Muslim	39	44	17	100
Djibouti	Total	22	63	15	100
	Muslim	22	63	15	100
Ethiopia	Total	13	84	3	100
	Christian	12	85	3	100
	Muslim	13	84	2	100
Ghana	Total	24	71	5	100
	Christian	21	75	4	100
	Muslim	23	68	10	100
Guinea Bissau	Total	39	46	15	100
	Christian	43	42	15	100
	Muslim	32	51	17	100
Kenya	Total	10	88	2	100
	Christian	10	87	2	100
	Muslim	7	91	2	100
Liberia	Total	24	74	2	100
	Christian	11	87	2	100
	Muslim	25	72	3	100
Mali	Total	52	40	7	100
	Muslim	55	39	7	100
Mozambique	Total	26	68	6	100
	Christian	26	68	6	100
	Muslim	24	69	7	100
Nigeria	Total	11	85	3	100
	Christian	8	89	3	100
	Muslim	13	83	3	100
Rwanda	Total	5	88	7	100
	Christian	5	88	7	100
Senegal	Total	75	20	5	100
	Muslim	76	19	5	100
South Africa	Total	20	57	23	100
	Christian	19	57	24	100
Tanzania	Total	49	47	4	100
	Christian	44	53	3	100
	Muslim	55	40	5	100
Uganda	Total	26	68	6	100
	Christian	27	67	6	100
	Muslim	20	71	9	100
Zambia	Total	11	87	2	100
	Christian	11	87	2	100

ASK ALLQ51 Which, if any, of the following do you believe in? **(READ LIST)****ASK IF CHRISTIAN**

1. that Jesus will return to earth during your lifetime?

	Yes	No	DK/Refused	Total*
Botswana	62	19	19	100
Cameroon	55	30	15	100
Chad	63	26	11	100
DR Congo	69	9	23	100
Ethiopia	55	31	14	100
Ghana	59	22	18	100
Guinea Bissau	55	30	15	100
Kenya	61	13	26	100
Liberia	58	23	19	100
Mozambique	63	25	12	100
Nigeria	50	16	34	100
Rwanda	61	23	17	100
South Africa	60	24	16	100
Tanzania	62	21	18	100
Uganda	62	24	14	100
Zambia	60	17	23	100
* Based on Christians				

ASK ALLQ51 Which, if any, of the following do you believe in? **(READ LIST)****ASK IF MUSLIM**

- m. in the return of the Mahdi, the guided one who will initiate the final period before the Day of Resurrection and Judgment?

	Yes	No	DK/Refused	Total*
Cameroon	58	29	13	100
Chad	72	26	2	100
DR Congo	62	12	26	100
Djibouti	74	13	14	100
Ethiopia	73	20	7	100
Ghana	64	19	16	100
Guinea Bissau	67	24	10	100
Kenya	71	23	6	100
Liberia	66	11	23	100
Mali	44	26	30	100
Mozambique	63	24	13	100
Nigeria	71	13	16	100
Senegal	40	31	29	100
Tanzania	43	22	35	100
Uganda	62	23	16	100
* Based on Muslims				

ASK ALLQ51 Which, if any, of the following do you believe in? **(READ LIST)****ASK IF MUSLIM**

n. that the caliphate will be re-established to rule in your lifetime?

	Yes	No	DK/Refused	Total*
Cameroon	36	41	23	100
Chad	52	43	4	100
DR Congo	62	11	27	100
Djibouti	52	28	20	100
Ethiopia	55	36	8	100
Ghana	45	29	26	100
Guinea Bissau	57	29	14	100
Kenya	53	34	13	100
Liberia	50	21	29	100
Mali	34	31	36	100
Mozambique	69	18	13	100
Nigeria	54	25	21	100
Senegal	29	47	24	100
Tanzania	43	29	29	100
Uganda	64	19	17	100
* Based on Muslims				

ASK ALLQ51 Which, if any, of the following do you believe in? (**READ LIST**)**ASK IF MUSLIM**

o. in one God, Allah, and his prophet Muhammad?

	Yes	No	DK/Refused	Total*
Cameroon	99	1	0	100
Chad	96	3	1	100
DR Congo	90	1	9	100
Djibouti	89	6	5	100
Ethiopia	96	1	3	100
Ghana	95	2	3	100
Guinea Bissau	85	12	3	100
Kenya	98	0	2	100
Liberia	90	4	6	100
Mali	96	2	2	100
Mozambique	87	6	7	100
Nigeria	93	4	2	100
Senegal	99	0	1	100
Tanzania	98	1	1	100
Uganda	87	5	7	100
* Based on Muslims				

ASK IF MUSLIM

Q51p. And is undertaking a pilgrimage to Mecca very important to you, somewhat important, not too important, or not at all important?

	Very important	Somewhat important	Not too important	Not at all important	DK/Refused	Total*
Cameroon	96	3	2	0	0	100
Chad	81	13	5	0	0	100
DR Congo	72	11	5	2	10	100
Djibouti	92	4	1	1	2	100
Ethiopia	79	16	4	1	0	100
Ghana	95	2	2	0	1	100
Guinea Bissau	95	2	1	1	0	100
Kenya	79	17	3	0	0	100
Liberia	88	5	2	1	4	100
Mali	93	5	1	0	0	100
Mozambique	85	10	6	0	0	100
Nigeria	84	12	2	0	1	100
Senegal	97	2	0	0	1	100
Tanzania	86	10	4	0	0	100
Uganda	86	8	6	0	0	100
* Based on Muslims						

ASK IF MUSLIM

Q52 Aside from your local imam or sheik, who do you trust the most to offer you guidance as a Muslim – national religious leaders in our country, or international religious leaders from outside our country?

ASK IF CHRISTIAN

Q53 Aside from your local priest, pastor or minister, who do you trust the most to offer you guidance as a Christian – national religious leaders in our country, or international religious leaders from outside our country?

		National religious leaders in our country	International religious leaders from outside our country	(VOL.) Both equally	(VOL.) Neither/ Other	DK/Refused	Total*
Botswana	Total	33	16	47	2	3	100
	Christian	33	16	47	2	3	100
Cameroon	Total	48	7	26	18	1	100
	Christian	47	7	26	19	1	100
	Muslim	55	7	25	10	2	100
Chad	Total	60	19	20	1	0	100
	Christian	62	20	16	2	0	100
	Muslim	58	18	23	1	0	100
DR Congo	Total	32	7	42	9	9	100
	Christian	32	7	43	10	9	100
	Muslim	33	12	40	4	11	100
Djibouti	Total	71	12	7	4	7	100
	Muslim	72	12	7	4	7	100
Ethiopia	Total	62	10	25	3	1	100
	Christian	66	9	21	3	1	100
	Muslim	50	13	34	2	0	100
Ghana	Total	58	13	25	2	2	100
	Christian	59	14	24	2	2	100
	Muslim	56	8	33	1	1	100
Guinea Bissau	Total	73	14	11	1	1	100
	Christian	70	17	12	1	1	100
	Muslim	79	9	10	1	1	100
Kenya	Total	49	13	30	7	1	100
	Christian	48	13	29	8	2	100
	Muslim	54	12	31	3	0	100
Liberia	Total	72	9	15	1	4	100
	Christian	75	8	14	1	3	100
	Muslim	62	11	18	1	8	100
Mali	Total	73	9	11	2	5	100
	Muslim	73	9	12	1	6	100
Mozambique	Total	49	24	23	1	3	100
	Christian	50	23	22	1	4	100
	Muslim	47	26	26	1	1	100
Nigeria	Total	55	10	29	3	2	100
	Christian	51	10	32	3	3	100
	Muslim	59	10	26	3	1	100
Rwanda	Total	61	7	14	14	4	100
	Christian	61	7	14	15	4	100
Senegal	Total	85	6	8	1	1	100
	Muslim	88	4	7	0	1	100
South Africa	Total	50	7	33	4	5	100
	Christian	51	7	34	4	5	100
Tanzania	Total	54	6	35	3	2	100
	Christian	51	6	37	4	2	100
	Muslim	60	6	30	2	2	100
Uganda	Total	49	25	22	1	3	100
	Christian	49	24	22	1	4	100
	Muslim	47	26	26	1	1	100
Zambia	Total	49	10	33	5	3	100
	Christian	49	10	33	5	3	100

* Total rows refer to Christians and Muslims

ASK IF MUSLIM

Q54 Which comes closest to your view? The Koran is the word of God, OR the Koran is a book written by men and is not the word of God?

ASK IF MUSLIM

Q55 And would you say that the Koran is to be taken literally, word for word, OR not everything in the Koran should be taken literally, word for word?

ASK IF CHRISTIAN

Q56 Which comes closest to your view? The Bible is the word of God, OR the Bible is a book written by men and is not the word of God?

ASK IF CHRISTIAN

Q57 And would you say that the Bible is to be taken literally, word for word, OR not everything in the Bible should be taken literally, word for word?

		[Holy book] is the word of God			Written by men, not the word of God	(VOL) Other/DK/Ref	Total*
		Taken literally word for word	Not everything should be taken literally, word for word	(VOL) Other/DK/Ref			
Botswana	Total	60	29	4	6	2	100
	Christian	61	29	4	5	2	100
Cameroon	Total	80	15	1	3	1	100
	Christian	77	17	1	3	1	100
	Muslim	93	6	0	1	0	100
Chad	Total	76	20	1	3	0	100
	Christian	78	20	1	2	0	100
	Muslim	75	20	1	4	0	100
DR Congo	Total	59	22	12	2	5	100
	Christian	60	22	12	2	5	100
	Muslim	54	22	13	4	8	100
Djibouti	Total	82	5	6	2	4	100
	Muslim	83	5	6	2	4	100
Ethiopia	Total	71	26	1	2	0	100
	Christian	67	30	1	2	0	100
	Muslim	81	16	0	2	1	100
Ghana	Total	77	20	2	0	1	100
	Christian	75	21	2	0	1	100
	Muslim	89	8	0	1	1	100
Guinea Bissau	Total	55	33	5	5	1	100
	Christian	52	34	5	6	2	100
	Muslim	59	32	5	4	0	100
Kenya	Total	79	20	0	0	0	100
	Christian	79	20	0	0	0	100
	Muslim	76	22	0	1	0	100
Liberia	Total	86	7	4	2	2	100
	Christian	87	6	4	2	1	100
	Muslim	80	11	3	3	4	100
Mali	Total	86	8	5	0	1	100
	Muslim	86	7	5	0	1	100
Mozambique	Total	72	15	3	10	1	100
	Christian	71	15	3	10	1	100
	Muslim	74	16	1	9	1	100
Nigeria	Total	89	7	1	2	2	100
	Christian	87	9	1	1	1	100
	Muslim	90	5	0	2	2	100
Rwanda	Total	83	15	0	1	0	100
	Christian	83	16	0	1	0	100
Senegal	Total	79	17	3	0	1	100
	Muslim	80	16	3	0	1	100
South Africa	Total	73	16	3	6	2	100
	Christian	73	16	4	6	2	100
Tanzania	Total	81	13	2	2	1	100
	Christian	78	16	2	3	1	100
	Muslim	86	9	2	2	0	100

Q54/55/56/57 CONT...

		[Holy book] is the word of God			Written by men, not the word of God	(VOL) Other/DK/Ref	Total*
		Taken literally word for word	Not everything should be taken literally, word for word	(VOL) Other/DK/Ref			
Uganda	Total	71	16	3	9	1	100
	Christian	71	16	4	9	1	100
	Muslim	74	17	1	8	1	100
Zambia	Total	86	12	1	1	1	100
	Christian	85	12	1	1	1	100

* Total rows refer to Christians and Muslims

ASK ALL

Q58 Here are a couple of statements. For each one, please tell me if you completely agree with it, mostly agree with it, mostly disagree with it, or completely disagree with it. **(READ LIST) (SHOW CARD)**

a. AIDS is God's punishment for immoral sexual behavior

		Completely agree	Mostly agree	NET AGREE	Mostly disagree	Completely disagree	NET DISAGREE	DK/Refused
Botswana	Total	31	16	47	19	30	49	4
	Christian	30	18	48	18	30	48	4
Cameroon	Total	22	17	39	17	40	57	4
	Christian	16	17	33	19	45	63	4
	Muslim	47	21	69	11	18	29	2
Chad	Total	27	20	47	26	26	53	1
	Christian	23	25	48	22	30	51	0
	Muslim	33	17	50	28	21	50	1
DR Congo	Total	43	17	60	12	17	29	11
	Christian	44	17	61	12	17	29	10
	Muslim	47	18	64	12	13	25	11
Djibouti	Total	78	12	90	4	5	9	1
	Muslim	80	11	91	3	4	7	1
Ethiopia	Total	48	24	73	11	15	26	2
	Christian	48	24	72	11	15	26	1
	Muslim	49	25	74	11	12	24	2
Ghana	Total	36	16	52	15	28	43	5
	Christian	36	16	52	15	28	43	5
	Muslim	36	23	59	11	25	35	6
Guinea Bissau	Total	45	13	58	20	13	33	9
	Christian	39	13	52	22	16	38	11
	Muslim	56	12	68	17	8	25	7
Kenya	Total	49	22	71	9	17	26	3
	Christian	48	22	70	9	17	27	3
	Muslim	52	23	75	11	12	22	3
Liberia	Total	36	13	49	14	28	42	9
	Christian	39	12	51	15	29	44	5
	Muslim	38	14	52	11	27	37	10
Mali	Total	52	14	65	7	17	24	11
	Muslim	53	14	67	6	16	22	11
Mozambique	Total	47	18	65	14	16	30	5
	Christian	47	18	64	15	17	31	4
	Muslim	44	22	65	15	14	29	5
Nigeria	Total	46	13	60	11	22	33	7
	Christian	44	12	55	13	25	38	7
	Muslim	49	15	64	9	19	28	8
Rwanda	Total	51	11	62	8	26	33	5
	Christian	50	11	61	8	26	34	5
Senegal	Total	45	13	58	11	25	36	6
	Muslim	48	13	60	11	23	34	6
South Africa	Total	29	14	43	13	36	49	8
	Christian	30	14	44	13	36	49	7
Tanzania	Total	72	8	81	3	14	17	2
	Christian	70	9	79	3	16	19	2
	Muslim	78	7	85	2	11	13	2
Uganda	Total	47	19	65	14	17	31	4
	Christian	47	19	67	13	16	29	4
	Muslim	43	13	56	18	22	40	4
Zambia	Total	34	8	42	14	40	54	4
	Christian	35	8	43	14	40	54	3

ASK ALL

Q58 Here are a couple of statements. For each one, please tell me if you completely agree with it, mostly agree with it, mostly disagree with it, or completely disagree with it. **(READ LIST) (SHOW CARD)**

b. Members of your religion have a duty to try and convert others to your religious faith

		Completely agree	Mostly agree	NET AGREE	Mostly disagree	Completely disagree	NET DISAGREE	DK/Refused
Botswana	Total	32	34	66	17	9	26	7
	Christian	35	35	70	17	8	25	5
Cameroon	Total	37	30	67	18	12	31	2
	Christian	34	32	66	20	13	33	1
	Muslim	60	24	84	11	4	16	0
Chad	Total	49	34	84	9	6	16	1
	Christian	48	33	81	10	8	19	1
	Muslim	53	35	88	8	3	11	1
DR Congo	Total	67	14	80	3	5	9	11
	Christian	68	14	83	4	5	8	9
	Muslim	72	12	84	3	3	6	10
Djibouti	Total	63	20	83	6	5	12	5
	Muslim	64	20	84	6	5	11	5
Ethiopia	Total	47	33	80	11	8	19	1
	Christian	46	35	81	11	7	18	1
	Muslim	50	28	78	11	10	21	1
Ghana	Total	65	25	90	5	3	8	2
	Christian	67	24	91	5	2	7	2
	Muslim	62	30	92	5	1	7	1
Guinea Bissau	Total	59	20	79	8	6	15	7
	Christian	56	21	77	8	7	15	8
	Muslim	64	18	82	8	5	14	4
Kenya	Total	46	31	77	14	8	22	2
	Christian	44	31	75	15	8	23	2
	Muslim	56	29	86	8	5	13	2
Liberia	Total	66	19	86	5	3	7	7
	Christian	72	21	92	4	1	5	3
	Muslim	74	19	92	4	1	5	3
Mali	Total	71	17	88	5	4	9	3
	Muslim	72	17	89	4	3	8	3
Mozambique	Total	48	36	84	9	3	12	4
	Christian	49	36	85	9	3	12	3
	Muslim	43	37	80	11	3	14	7
Nigeria	Total	72	18	90	4	3	7	3
	Christian	79	13	93	4	2	6	1
	Muslim	67	22	88	4	3	8	4
Rwanda	Total	57	18	75	9	11	20	5
	Christian	57	18	75	9	12	21	4
Senegal	Total	59	15	74	8	16	23	3
	Muslim	60	15	75	6	15	21	3
South Africa	Total	30	36	66	13	13	26	8
	Christian	33	38	71	14	10	24	5
Tanzania	Total	69	13	83	4	10	14	3
	Christian	69	14	83	4	12	16	1
	Muslim	75	12	88	3	5	9	4
Uganda	Total	49	35	84	9	3	12	4
	Christian	48	37	84	9	4	12	4
	Muslim	56	28	84	11	2	13	3
Zambia	Total	61	21	82	5	9	14	4
	Christian	62	21	83	5	8	14	3

ASK ALL

Q59 Now I'm going to read you two statements. Please tell me whether the **FIRST** statement or the **SECOND** statement comes closer to your own views — even if neither is exactly right. **(READ STATEMENTS) (SHOW CARD)**

- a. My religion is the one, true faith leading to eternal life, **OR** Many religions can lead to eternal life.

		One true faith	Many religions	(VOL.) Neither/ Both equally	DK/Refused	Total
Botswana	Total	46	49	2	4	100
	Christian	48	49	1	2	100
Cameroon	Total	26	70	3	2	100
	Christian	21	77	2	1	100
Chad	Total	41	57	2	0	100
	Christian	31	68	1	0	100
DR Congo	Total	43	39	9	9	100
	Christian	39	45	9	7	100
Djibouti	Total	83	9	2	6	100
	Muslim	85	8	2	5	100
Ethiopia	Total	81	17	2	0	100
	Christian	81	17	2	0	100
Ghana	Total	76	21	1	2	100
	Christian	77	20	2	1	100
Guinea Bissau	Total	54	34	6	7	100
	Christian	54	34	5	7	100
Kenya	Total	45	51	3	1	100
	Christian	42	54	3	1	100
Liberia	Total	69	20	5	6	100
	Christian	76	17	5	1	100
Mali	Total	78	13	3	6	100
	Muslim	80	12	2	6	100
Mozambique	Total	51	43	1	4	100
	Christian	52	42	1	5	100
Nigeria	Total	49	44	2	5	100
	Christian	79	18	2	0	100
Rwanda	Total	86	12	1	1	100
	Christian	30	59	7	3	100
Senegal	Total	29	62	7	3	100
	Muslim	61	34	1	4	100
South Africa	Total	62	33	1	4	100
	Christian	48	44	5	3	100
Tanzania	Total	51	45	3	1	100
	Christian	58	38	2	2	100
Uganda	Total	53	44	2	1	100
	Christian	70	27	2	1	100
Zambia	Total	51	43	1	5	100
	Christian	49	46	1	5	100
	Total	66	28	2	4	100
	Christian	60	37	1	2	100
	Total	61	37	1	2	100
	Christian	61	37	1	2	100

ASK ALL

Q59 Now I'm going to read you two statements. Please tell me whether the **FIRST** statement or the **SECOND** statement comes closer to your own views — even if neither is exactly right. **(READ STATEMENTS) (SHOW CARD).**

- b. There is only **ONE** true way to interpret the teachings of my religion, **OR** There is **MORE** than one true way to interpret the teachings of my religion.

		ONE true way	MORE than one true way	(VOL.) Neither/ Both equally	DK/Refused	Total
Botswana	Total	25	70	1	4	100
	Christian	26	72	0	1	100
Cameroon	Total	40	58	1	1	100
	Christian	35	63	1	1	100
	Muslim	67	31	0	1	100
Chad	Total	51	48	2	0	100
	Christian	47	52	0	0	100
	Muslim	55	44	1	0	100
DR Congo	Total	47	37	8	9	100
	Christian	45	40	7	7	100
	Muslim	62	27	6	5	100
Djibouti	Total	58	30	3	9	100
	Muslim	59	30	2	9	100
Ethiopia	Total	68	29	2	1	100
	Christian	68	29	2	1	100
	Muslim	70	27	2	1	100
Ghana	Total	65	32	0	2	100
	Christian	69	30	0	1	100
	Muslim	60	35	1	4	100
Guinea Bissau	Total	51	36	6	7	100
	Christian	51	36	5	8	100
	Muslim	50	36	8	7	100
Kenya	Total	42	52	4	2	100
	Christian	40	54	4	2	100
	Muslim	61	35	1	3	100
Liberia	Total	62	28	5	5	100
	Christian	66	27	5	1	100
	Muslim	71	22	3	4	100
Mali	Total	70	25	0	5	100
	Muslim	71	24	0	5	100
Mozambique	Total	54	40	2	5	100
	Christian	54	39	2	5	100
	Muslim	53	40	2	5	100
Nigeria	Total	68	29	2	1	100
	Christian	66	31	2	1	100
	Muslim	70	27	2	1	100
Rwanda	Total	33	60	2	5	100
	Christian	32	62	2	4	100
Senegal	Total	50	46	0	3	100
	Muslim	51	45	0	3	100
South Africa	Total	49	43	4	4	100
	Christian	52	44	3	2	100
Tanzania	Total	60	35	1	4	100
	Christian	61	35	0	3	100
	Muslim	63	34	1	2	100
Uganda	Total	53	40	2	5	100
	Christian	53	40	2	5	100
	Muslim	58	38	1	2	100
Zambia	Total	53	44	0	3	100
	Christian	53	44	0	2	100

ASK ALL

Q59 Now I'm going to read you two statements. Please tell me whether the **FIRST** statement or the **SECOND** statement comes closer to your own views — even if neither is exactly right. **(READ STATEMENTS) (SHOW CARD).**

- c. Women should be allowed to serve in religious leadership roles, such as pastor, priest or imam **OR** Only men should be able to serve in religious leadership roles, such as pastor, priest or imam.

		Women should be allowed	Only men should be able to serve	(VOL.) Neither/ Both equally	DK/Refused	Total
Botswana	Total	72	19	5	4	100
	Christian	76	17	5	2	100
Cameroon	Total	41	56	3	1	100
	Christian	46	50	3	1	100
	Muslim	16	83	1	0	100
Chad	Total	28	69	3	0	100
	Christian	43	54	3	0	100
	Muslim	18	80	2	0	100
DR Congo	Total	26	58	7	9	100
	Christian	27	59	6	8	100
	Muslim	17	73	6	4	100
Djibouti	Total	17	65	6	12	100
	Muslim	17	66	5	12	100
Ethiopia	Total	21	73	4	1	100
	Christian	24	69	5	1	100
	Muslim	14	83	2	1	100
Ghana	Total	71	24	3	2	100
	Christian	78	18	3	1	100
	Muslim	21	73	3	3	100
Guinea Bissau	Total	28	53	4	15	100
	Christian	32	49	4	14	100
	Muslim	21	60	4	15	100
Kenya	Total	69	25	5	1	100
	Christian	74	20	5	1	100
	Muslim	32	63	3	2	100
Liberia	Total	59	27	9	5	100
	Christian	71	18	10	1	100
	Muslim	30	62	4	4	100
Mali	Total	16	74	3	7	100
	Muslim	16	75	2	7	100
Mozambique	Total	64	32	1	3	100
	Christian	63	34	1	2	100
	Muslim	59	36	1	3	100
Nigeria	Total	36	55	6	3	100
	Christian	49	42	7	3	100
	Muslim	26	67	5	2	100
Rwanda	Total	64	30	3	3	100
	Christian	67	28	3	2	100
Senegal	Total	7	91	0	1	100
	Muslim	6	93	0	1	100
South Africa	Total	64	27	5	4	100
	Christian	67	27	3	3	100
Tanzania	Total	49	48	2	1	100
	Christian	61	37	1	0	100
	Muslim	30	68	2	0	100
Uganda	Total	67	30	1	2	100
	Christian	72	24	1	2	100
	Muslim	29	68	1	2	100
Zambia	Total	60	35	3	2	100
	Christian	61	34	3	2	100

ASK ALL

Q59 Now I'm going to read you two statements. Please tell me whether the **FIRST** statement or the **SECOND** statement comes closer to your own views — even if neither is exactly right. **(READ STATEMENTS) (SHOW CARD).**

ASK IF MUSLIM

- d. Women should have the right to decide if they wear a veil **OR** Women should not have the right to decide whether to wear a veil – society should decide.

	Women should have the right	Women should not have the right to decide	(VOL.) Neither/ Both equally	DK/Refused	Total*
Cameroon	33	64	3	1	100
Chad	39	57	3	0	100
DR Congo	29	58	3	10	100
Djibouti	48	38	4	10	100
Ethiopia	34	63	3	0	100
Ghana	33	53	2	13	100
Guinea Bissau	38	42	7	12	100
Kenya	41	58	1	0	100
Liberia	43	47	3	7	100
Mali	42	47	4	7	100
Mozambique	40	58	2	1	100
Nigeria	30	64	5	2	100
Senegal	58	35	4	3	100
Tanzania	47	52	1	0	100
Uganda	40	58	2	1	100
* Based on Muslims					

ASK ALL

Q59 Now I'm going to read you two statements. Please tell me whether the **FIRST** statement or the **SECOND** statement comes closer to your own views — even if neither is exactly right. **(READ STATEMENTS) (SHOW CARD).**

- e. God will grant wealth and good health to all believers who have enough faith, **OR** God doesn't always give wealth and good health even to believers who have deep faith.

		God will grant wealth and good health	God doesn't always give wealth and good health	(VOL.) Neither/ Both equally	DK/Refused	Total
Botswana	Total	62	32	3	3	100
	Christian	68	28	2	2	100
Cameroon	Total	53	40	5	2	100
	Christian	53	42	4	1	100
	Muslim	59	30	9	2	100
Chad	Total	53	40	6	1	100
	Christian	55	38	6	1	100
	Muslim	55	40	5	0	100
DR Congo	Total	34	45	11	9	100
	Christian	36	48	10	6	100
	Muslim	36	31	18	16	100
Djibouti	Total	54	25	6	15	100
	Muslim	55	25	6	15	100
Ethiopia	Total	71	24	5	0	100
	Christian	70	26	4	0	100
	Muslim	75	20	5	0	100
Ghana	Total	74	19	4	3	100
	Christian	77	17	4	2	100
	Muslim	58	33	6	2	100
Guinea Bissau	Total	31	44	10	15	100
	Christian	31	44	10	15	100
	Muslim	31	44	11	14	100
Kenya	Total	58	36	5	1	100
	Christian	57	36	5	1	100
	Muslim	66	31	3	0	100
Liberia	Total	55	30	9	6	100
	Christian	59	29	9	2	100
	Muslim	57	30	8	6	100
Mali	Total	33	55	5	6	100
	Muslim	34	54	5	6	100
Mozambique	Total	53	37	3	7	100
	Christian	54	36	3	7	100
	Muslim	51	38	4	8	100
Nigeria	Total	73	21	4	2	100
	Christian	77	17	4	2	100
	Muslim	70	24	4	2	100
Rwanda	Total	53	36	4	7	100
	Christian	54	36	4	6	100
Senegal	Total	37	58	1	4	100
	Muslim	36	58	1	4	100
South Africa	Total	67	26	3	4	100
	Christian	70	25	2	3	100
Tanzania	Total	37	57	3	2	100
	Christian	39	57	2	2	100
	Muslim	37	58	4	1	100
Uganda	Total	53	36	3	8	100
	Christian	52	36	3	8	100
	Muslim	57	36	3	4	100
Zambia	Total	67	24	1	7	100
	Christian	68	24	1	7	100

ASK ALL

Q60 In your opinion, how much influence do Muslim preachers and missionaries from outside our country have in our country – a great deal, some, not too much or none at all?

		A great deal	Some	Not too much	None at all	DK/Refused	Total
Botswana	Total	29	12	14	5	40	100
	Christian	31	12	15	5	37	100
Cameroon	Total	25	28	17	16	15	100
	Christian	23	27	19	16	14	100
	Muslim	36	30	9	10	16	100
Chad	Total	47	31	16	5	0	100
	Christian	42	36	16	5	1	100
	Muslim	52	28	17	3	0	100
DR Congo	Total	17	18	23	20	22	100
	Christian	14	18	23	22	24	100
	Muslim	38	22	30	6	4	100
Djibouti	Total	52	18	11	6	14	100
	Muslim	52	18	11	5	14	100
Ethiopia	Total	24	21	22	20	13	100
	Christian	21	20	20	20	18	100
	Muslim	29	23	27	19	2	100
Ghana	Total	38	21	16	12	14	100
	Christian	34	21	17	12	15	100
	Muslim	65	18	9	2	6	100
Guinea Bissau	Total	66	18	6	3	7	100
	Christian	64	20	6	3	7	100
	Muslim	71	16	4	1	7	100
Kenya	Total	34	25	21	5	15	100
	Christian	32	25	22	5	16	100
	Muslim	49	29	19	2	2	100
Liberia	Total	32	20	16	9	23	100
	Christian	32	22	19	10	17	100
	Muslim	50	20	11	5	14	100
Mali	Total	52	15	13	2	18	100
	Muslim	53	16	13	2	16	100
Mozambique	Total	32	28	17	5	18	100
	Christian	34	28	16	5	17	100
	Muslim	29	27	16	6	22	100
Nigeria	Total	36	27	14	4	19	100
	Christian	18	29	17	6	30	100
	Muslim	52	25	12	2	9	100
Rwanda	Total	39	12	19	8	23	100
	Christian	39	12	19	7	24	100
Senegal	Total	24	17	27	9	22	100
	Muslim	25	18	27	9	21	100
South Africa	Total	14	18	14	11	44	100
	Christian	13	18	15	11	43	100
Tanzania	Total	19	22	26	10	23	100
	Christian	16	20	22	12	30	100
	Muslim	25	26	33	6	9	100
Uganda	Total	31	27	18	6	18	100
	Christian	28	27	20	6	19	100
	Muslim	56	28	8	2	7	100
Zambia	Total	18	10	21	24	27	100
	Christian	18	10	21	24	27	100

ASK ALL

Q60 In your opinion, how much influence do Muslim preachers and missionaries from outside our country have in our country – a great deal, some, not too much or none at all?

ASK IF Q60=1,2,3,4

Q61 Do you think this is a good thing or a bad thing for our country?

		A great deal			Some			Not too much/None at all			DK/ Refused
		Good thing	Bad thing	DK/ Refused	Good thing	Bad thing	DK/ Refused	Good thing	Bad thing	DK/ Refused	
Botswana	Total	24	2	3	6	4	2	6	8	5	40
	Christian	25	3	3	6	4	2	6	9	5	37
Cameroon	Total	14	11	0	19	7	2	23	7	3	15
	Christian	11	12	0	18	8	2	25	7	3	14
	Muslim	30	5	0	22	7	1	9	7	3	16
Chad	Total	35	12	0	22	8	0	17	4	1	0
	Christian	23	19	0	26	10	0	16	4	1	1
	Muslim	47	4	0	21	7	0	16	3	1	0
DR Congo	Total	11	4	1	8	5	5	16	14	13	22
	Christian	8	4	1	7	5	5	18	14	14	24
	Muslim	33	2	2	13	5	4	5	24	7	4
Djibouti	Total	47	3	2	13	3	2	7	6	4	14
	Muslim	48	2	2	13	3	2	7	6	4	14
Ethiopia	Total	13	10	2	11	8	2	27	11	3	13
	Christian	6	13	2	8	10	2	31	6	4	18
	Muslim	27	1	0	20	3	0	20	23	3	2
Ghana	Total	34	3	1	16	3	1	18	5	4	14
	Christian	32	2	1	16	3	2	20	5	4	15
	Muslim	64	1	0	14	3	1	7	3	1	6
Guinea Bissau	Total	53	12	2	10	6	2	5	2	2	7
	Christian	45	16	3	11	7	2	5	2	2	7
	Muslim	65	4	1	10	5	2	4	1	1	7
Kenya	Total	27	6	0	17	6	2	15	7	4	15
	Christian	24	7	0	17	6	2	17	7	4	16
	Muslim	47	1	1	24	4	1	7	11	3	2

Q60/Q61 CONT ...

		A great deal			Some			Not too much/None at all			DK/ Refused
		Good thing	Bad thing	DK/ Refused	Good thing	Bad thing	DK/ Refused	Good thing	Bad thing	DK/ Refused	
Liberia	Total	26	5	1	15	4	1	16	7	2	23
	Christian	24	7	1	17	5	1	19	8	2	17
Mali	Total	48	2	0	15	4	1	9	6	1	14
	Muslim	44	5	3	10	3	2	6	4	4	18
Mozambique	Total	47	4	2	11	3	2	6	4	5	16
	Christian	25	7	0	19	6	2	13	6	3	18
	Muslim	26	7	0	20	6	2	13	6	3	17
	Total	24	5	0	19	6	2	12	6	3	22
Nigeria	Total	32	3	1	22	3	2	7	7	4	19
	Christian	12	5	1	20	5	3	10	7	6	30
	Muslim	50	1	0	24	2	0	5	8	1	9
	Total	36	2	1	10	1	1	13	5	9	23
Rwanda	Christian	35	2	1	9	1	1	13	5	9	24
	Total	21	2	1	15	2	1	23	6	6	22
Senegal	Muslim	22	2	1	15	1	1	23	7	7	21
	Total	10	3	1	10	6	2	11	5	8	44
South Africa	Christian	9	3	1	10	6	2	12	5	9	43
	Total	13	6	0	15	7	0	23	11	2	23
Tanzania	Christian	7	8	0	10	9	0	22	11	2	30
	Muslim	23	2	0	22	4	0	25	12	2	9
Uganda	Total	25	6	1	18	6	2	15	6	3	18
	Christian	21	6	1	18	7	3	16	6	3	19
	Muslim	50	5	0	24	3	1	4	5	1	7
	Total	14	4	0	4	5	1	34	7	4	27
Zambia	Christian	14	4	0	4	5	1	34	7	4	27

ASK ALL

Q62 In your opinion, how much influence do Christian preachers and missionaries from outside our country have in our country – a great deal, some, not too much or none at all?

		A great deal	Some	Not too much	None at all	DK/Refused	Total
Botswana	Total	57	23	8	1	10	100
	Christian	61	23	8	1	7	100
Cameroon	Total	45	28	12	7	8	100
	Christian	47	30	13	6	4	100
	Muslim	38	22	7	7	26	100
Chad	Total	41	38	16	3	1	100
	Christian	54	28	17	1	0	100
	Muslim	33	46	16	3	2	100
DR Congo	Total	47	24	12	7	10	100
	Christian	49	24	11	6	10	100
	Muslim	39	31	13	7	10	100
Djibouti	Total	24	11	20	22	23	100
	Muslim	24	11	20	22	22	100
Ethiopia	Total	29	27	19	14	11	100
	Christian	34	26	19	16	5	100
	Muslim	18	30	18	11	23	100
Ghana	Total	65	22	7	1	5	100
	Christian	68	22	6	0	4	100
	Muslim	55	24	8	1	13	100
Guinea Bissau	Total	65	22	6	1	6	100
	Christian	71	20	6	1	3	100
	Muslim	56	27	5	2	11	100
Kenya	Total	58	28	9	1	4	100
	Christian	59	28	9	1	2	100
	Muslim	47	30	10	2	11	100
Liberia	Total	55	20	5	2	19	100
	Christian	66	20	5	1	8	100
	Muslim	42	24	4	4	27	100
Mali	Total	32	17	19	2	29	100
	Muslim	31	17	20	3	30	100
Mozambique	Total	65	21	6	1	8	100
	Christian	65	21	6	1	7	100
	Muslim	56	23	6	2	12	100
Nigeria	Total	40	25	12	2	22	100
	Christian	50	28	11	1	10	100
	Muslim	31	22	13	2	32	100
Rwanda	Total	70	14	7	1	8	100
	Christian	71	14	6	1	8	100
Senegal	Total	12	12	29	11	35	100
	Muslim	10	12	29	12	38	100
South Africa	Total	39	27	10	3	21	100
	Christian	42	27	10	3	18	100
Tanzania	Total	37	27	18	5	13	100
	Christian	42	30	17	6	5	100
	Muslim	27	24	21	4	24	100
Uganda	Total	67	20	5	1	7	100
	Christian	70	19	5	1	5	100
	Muslim	45	26	7	2	18	100
Zambia	Total	73	16	5	2	5	100
	Christian	73	15	5	2	5	100

ASK ALL

Q62 In your opinion, how much influence do Christian preachers and missionaries from outside our country have in our country – a great deal, some, not too much or none at all?

ASK IF Q62=1,2,3,4

Q63 Do you think this is a good thing or a bad thing for our country?

		A great deal			Some			Not too much/None at all			DK/Refused
		Good thing	Bad thing	DK/Refused	Good thing	Bad thing	DK/Refused	Good thing	Bad thing	DK/Refused	
Botswana	Total	47	5	5	17	3	3	3	3	3	10
	Christian	50	5	5	18	3	2	3	3	3	7
Cameroon	Total	31	13	1	20	8	1	13	5	1	8
	Christian	33	13	1	20	9	1	14	5	1	4
	Muslim	24	12	1	18	4	0	9	2	2	26
Chad	Total	31	9	0	28	10	1	15	4	0	1
	Christian	48	5	0	23	4	0	14	4	0	0
	Muslim	21	11	1	32	13	1	15	3	1	2
DR Congo	Total	40	5	2	15	5	5	8	7	4	10
	Christian	45	3	2	16	4	5	7	7	4	10
	Muslim	24	10	5	17	9	5	12	5	4	10
Djibouti	Total	14	8	2	4	6	1	23	13	6	23
	Muslim	14	9	2	4	6	1	24	13	6	22
Ethiopia	Total	24	4	1	16	8	3	22	8	3	11
	Christian	31	3	0	17	7	1	22	10	3	5
	Muslim	9	7	2	14	10	6	22	3	3	23
Ghana	Total	61	3	1	20	1	1	5	2	1	5
	Christian	66	1	0	20	1	1	4	2	0	4
	Muslim	51	2	1	19	3	2	6	1	1	13
Guinea Bissau	Total	60	4	1	11	9	2	3	2	1	6
	Christian	68	2	1	9	8	2	3	3	1	3
	Muslim	48	7	0	15	9	3	4	1	2	11
Kenya	Total	55	2	1	23	4	1	6	4	1	4
	Christian	58	1	0	24	4	1	6	4	1	2
	Muslim	35	9	3	20	7	3	6	4	3	11

Q62/63 CONT ...

		A great deal			Some			Not too much/None at all			DK/Refused
		Good thing	Bad thing	DK/Refused	Good thing	Bad thing	DK/Refused	Good thing	Bad thing	DK/Refused	
Liberia	Total	51	3	1	17	2	1	4	2	0	19
	Christian	63	3	1	18	2	0	4	2	0	8
	Muslim	38	4	0	22	2	0	4	3	0	27
Mali	Total	18	11	4	8	5	4	12	4	6	29
	Muslim	16	11	4	8	5	4	12	4	6	30
Mozambique	Total	56	8	1	14	6	1	3	3	1	8
	Christian	56	9	1	15	6	1	2	3	1	7
	Muslim	48	8	1	16	7	1	3	3	2	12
Nigeria	Total	36	3	1	19	4	1	6	6	2	22
	Christian	48	1	0	24	3	0	5	7	1	10
	Muslim	25	4	2	15	5	2	7	5	3	32
Rwanda	Total	67	2	1	12	1	1	5	1	2	8
	Christian	69	1	1	12	1	0	4	1	2	8
Senegal	Total	8	2	1	7	4	2	29	5	7	35
	Muslim	6	2	1	6	4	2	30	4	6	38
South Africa	Total	35	2	1	20	4	3	4	6	3	21
	Christian	39	2	1	21	4	2	4	6	3	18
Tanzania	Total	31	5	1	21	5	1	16	6	1	13
	Christian	39	3	0	25	4	0	17	5	1	5
	Muslim	18	9	1	16	7	1	17	7	1	24
Uganda	Total	59	7	1	14	5	1	2	3	1	7
	Christian	63	7	0	14	5	0	2	3	1	5
	Muslim	30	14	2	15	10	1	6	2	2	18
Zambia	Total	71	1	0	13	2	0	3	2	2	5
	Christian	72	1	0	13	2	0	3	2	1	5

ASK ALL

Q64 People practice their religion in different ways. Outside of attending religious services, do you pray several times a day, once a day, a few times a week, once a week, a few times a month, seldom, or never?

		Several times a day	Once a day	A few times a week	Once a week	A few times a month	Seldom	Never	DK/Ref	Total
Botswana	Total	37	26	11	6	6	6	5	4	100
	Christian	41	26	12	6	6	3	2	4	100
Cameroon	Total	65	17	9	2	2	4	1	0	100
	Christian	61	20	11	3	2	4	0	0	100
	Muslim	95	1	3	0	0	0	1	0	100
Chad	Total	70	13	7	2	2	3	4	0	100
	Christian	58	22	13	3	2	2	0	0	100
	Muslim	86	8	3	1	1	1	1	0	100
DR Congo	Total	49	16	12	7	3	5	2	6	100
	Christian	49	18	14	6	3	4	0	6	100
	Muslim	68	8	9	12	1	1	1	1	100
Djibouti	Total	76	6	2	2	1	5	2	6	100
	Muslim	78	6	2	2	1	5	2	6	100
Ethiopia	Total	36	29	16	6	6	6	1	0	100
	Christian	23	35	18	8	7	7	1	0	100
	Muslim	66	17	10	2	2	2	1	0	100
Ghana	Total	55	20	13	4	3	4	0	1	100
	Christian	52	22	13	4	3	4	1	1	100
	Muslim	94	1	2	1	0	0	0	2	100
Guinea Bissau	Total	66	16	9	3	2	2	1	1	100
	Christian	54	22	12	4	2	4	1	1	100
	Muslim	88	5	4	1	1	0	0	1	100
Kenya	Total	55	24	11	4	3	2	0	0	100
	Christian	52	25	12	4	3	3	0	0	100
	Muslim	76	16	4	3	0	1	0	0	100
Liberia	Total	60	16	5	2	3	3	6	3	100
	Christian	61	23	6	3	3	2	0	1	100
	Muslim	89	4	1	1	0	0	1	4	100
Mali	Total	77	3	3	3	2	9	2	2	100
	Muslim	81	1	2	2	2	10	1	2	100
Mozambique	Total	42	27	10	12	5	3	1	0	100
	Christian	43	25	10	13	4	3	1	0	100
	Muslim	41	27	10	10	5	4	1	0	100
Nigeria	Total	78	14	3	1	1	0	0	2	100
	Christian	66	26	4	1	1	0	0	1	100
	Muslim	90	4	2	0	1	0	0	3	100
Rwanda	Total	38	24	12	11	6	8	1	1	100
	Christian	35	26	12	12	6	8	0	1	100
Senegal	Total	83	4	3	2	1	5	1	0	100
	Muslim	87	2	3	2	1	5	0	0	100
South Africa	Total	25	27	18	7	8	10	5	0	100
	Christian	26	28	19	7	9	8	3	0	100
Tanzania	Total	45	11	16	11	8	6	4	1	100
	Christian	43	13	19	11	8	3	2	0	100
	Muslim	49	6	13	12	7	8	4	1	100
Uganda	Total	39	27	11	13	5	3	1	0	100
	Christian	31	31	12	15	5	3	1	1	100
	Muslim	88	3	4	2	1	0	1	0	100
Zambia	Total	59	19	11	5	4	2	1	0	100
	Christian	59	19	11	5	4	2	0	0	100

ASK ALL

Q64 People practice their religion in different ways. Outside of attending religious services, do you pray several times a day, once a day, a few times a week, once a week, a few times a month, seldom, or never?

ASK MUSLIMS WHO PRAY SEVERAL TIMES A DAY

Q65 Do you pray all five salah every day, or not?

	Pray several times a day			Don't pray several times a day	DK/Ref	Total*
	Yes, pray all five salah	No, do not	DK/Ref			
Cameroon	90	5	0	5	0	100
Chad	84	2	0	14	0	100
DR Congo	53	6	9	31	1	100
Djibouti	74	3	1	16	6	100
Ethiopia	61	5	0	34	0	100
Ghana	91	3	0	4	2	100
Guinea Bissau	76	11	1	11	1	100
Kenya	66	10	0	24	0	100
Liberia	82	4	3	7	4	100
Mali	79	2	0	17	2	100
Mozambique	32	9	0	59	0	100
Nigeria	86	4	1	7	3	100
Senegal	85	2	0	13	0	100
Tanzania	44	4	1	50	1	100
Uganda	68	20	1	12	0	100
* Based on Muslims						

ASK ALL

Q66 Please tell me how often you do each of the following. Would you say at least once a week, once or twice a month, several times a year, seldom, or never? **(READ LIST) (SHOW CARD)**

a. read scripture outside of religious services

		At least once a week	Once or twice a month	Several times a year	Seldom	Never	DK/Ref	Total
Botswana	Total	55	16	10	5	13	1	100
	Christian	59	19	12	4	6	1	100
Cameroon	Total	53	17	10	14	6	0	100
	Christian	54	18	10	14	4	0	100
	Muslim	56	15	10	15	4	0	100
Chad	Total	45	19	10	12	15	0	100
	Christian	50	22	9	11	8	0	100
	Muslim	45	19	11	12	13	0	100
DR Congo	Total	46	15	9	14	11	5	100
	Christian	48	17	10	15	7	4	100
	Muslim	55	10	7	11	11	5	100
Djibouti	Total	64	15	6	9	3	3	100
	Muslim	65	15	6	9	3	2	100
Ethiopia	Total	28	18	11	19	24	0	100
	Christian	27	19	13	18	24	0	100
	Muslim	32	17	8	19	23	0	100
Ghana	Total	52	19	11	9	8	1	100
	Christian	56	18	12	9	5	1	100
	Muslim	48	11	12	12	16	1	100
Guinea Bissau	Total	63	13	6	11	6	1	100
	Christian	59	14	6	14	6	0	100
	Muslim	69	12	7	7	3	1	100
Kenya	Total	58	20	10	7	4	0	100
	Christian	58	21	10	7	4	0	100
	Muslim	60	15	12	7	5	1	100
Liberia	Total	59	12	3	7	17	2	100
	Christian	68	13	4	8	7	0	100
	Muslim	62	14	3	7	14	1	100
Mali	Total	35	13	12	28	10	1	100
	Muslim	35	12	13	29	10	2	100
Mozambique	Total	45	21	11	12	11	0	100
	Christian	45	21	10	13	10	0	100
	Muslim	47	20	12	8	12	0	100
Nigeria	Total	57	18	9	10	4	1	100
	Christian	66	18	8	7	1	1	100
	Muslim	50	19	11	13	7	1	100
Rwanda	Total	53	13	9	18	7	0	100
	Christian	52	13	9	18	6	0	100
Senegal	Total	43	12	10	27	7	0	100
	Muslim	42	12	10	28	8	0	100
South Africa	Total	39	16	9	15	20	1	100
	Christian	42	17	10	15	15	1	100
Tanzania	Total	41	11	10	22	16	0	100
	Christian	46	12	8	23	11	0	100
	Muslim	37	11	14	23	16	1	100
Uganda	Total	45	21	10	14	10	0	100
	Christian	44	22	10	15	9	0	100
	Muslim	49	19	12	9	12	0	100
Zambia	Total	67	15	10	5	3	1	100
	Christian	67	15	10	5	3	1	100

ASK ALL

Q66 Please tell me how often you do each of the following. Would you say at least once a week, once or twice a month, several times a year, seldom, or never? **(READ LIST) (SHOW CARD)**

b. participate in prayer groups, Scripture study groups or religious education programs

		At least once a week	Once or twice a month	Several times a year	Seldom	Never	DK/Ref	Total
Botswana	Total	24	32	16	8	19	1	100
	Christian	27	35	18	8	12	1	100
Cameroon	Total	38	15	10	19	18	0	100
	Christian	38	15	10	20	17	0	100
	Muslim	49	15	12	15	9	0	100
Chad	Total	35	24	14	13	13	0	100
	Christian	41	29	16	11	3	0	100
	Muslim	34	22	14	15	14	0	100
DR Congo	Total	42	20	10	13	11	5	100
	Christian	43	21	11	14	7	4	100
	Muslim	51	20	4	9	11	5	100
Djibouti	Total	32	23	14	18	9	4	100
	Muslim	33	23	15	18	9	4	100
Ethiopia	Total	25	24	16	22	13	0	100
	Christian	24	24	16	23	13	0	100
	Muslim	28	26	18	18	10	0	100
Ghana	Total	45	23	14	10	8	0	100
	Christian	48	23	14	9	5	0	100
	Muslim	40	18	15	16	10	1	100
Guinea Bissau	Total	42	25	9	16	7	1	100
	Christian	43	25	8	17	7	0	100
	Muslim	42	27	11	13	6	1	100
Kenya	Total	33	32	19	12	4	0	100
	Christian	32	32	19	13	4	0	100
	Muslim	37	32	16	11	3	1	100
Liberia	Total	50	17	5	9	17	2	100
	Christian	57	20	6	11	6	0	100
	Muslim	54	16	5	7	16	2	100
Mali	Total	26	12	17	31	13	0	100
	Muslim	25	12	18	32	13	0	100
Mozambique	Total	32	25	13	16	13	0	100
	Christian	32	25	13	16	14	0	100
	Muslim	34	27	14	12	14	0	100
Nigeria	Total	48	24	12	10	5	1	100
	Christian	56	23	11	6	3	1	100
	Muslim	41	24	13	14	7	1	100
Rwanda	Total	38	20	9	22	10	1	100
	Christian	38	19	9	23	9	0	100
Senegal	Total	30	17	15	27	11	0	100
	Muslim	30	17	14	27	11	0	100
South Africa	Total	26	19	11	15	29	0	100
	Christian	27	21	13	15	23	0	100
Tanzania	Total	33	16	14	22	14	0	100
	Christian	41	17	14	20	9	0	100
	Muslim	24	15	18	28	15	0	100
Uganda	Total	31	25	13	17	13	0	100
	Christian	31	25	13	18	13	0	100
	Muslim	35	26	14	12	13	0	100
Zambia	Total	48	23	14	9	6	0	100
	Christian	48	23	14	9	6	0	100

ASK ALL

Q66 Please tell me how often you do each of the following. Would you say at least once a week, once or twice a month, several times a year, seldom, or never? **(READ LIST) (SHOW CARD)**

c. share your faith or views on God with people from other religions

		At least once a week	Once or twice a month	Several times a year	Seldom	Never	DK/Ref	Total
Botswana	Total	17	13	20	12	37	1	100
	Christian	18	15	22	13	32	1	100
Cameroon	Total	20	18	18	27	17	0	100
	Christian	20	20	19	28	12	0	100
	Muslim	20	12	15	24	29	0	100
Chad	Total	19	20	16	23	21	0	100
	Christian	25	26	20	22	7	0	100
	Muslim	17	19	14	24	27	0	100
DR Congo	Total	24	17	13	21	20	5	100
	Christian	26	18	14	21	16	5	100
	Muslim	24	16	14	18	23	5	100
Djibouti	Total	23	17	11	20	25	4	100
	Muslim	22	17	11	21	25	4	100
Ethiopia	Total	8	11	13	30	38	0	100
	Christian	9	12	13	29	37	0	100
	Muslim	6	9	12	32	41	0	100
Ghana	Total	26	23	18	19	12	1	100
	Christian	27	25	18	20	9	1	100
	Muslim	25	17	22	23	14	0	100
Guinea Bissau	Total	29	17	15	16	21	2	100
	Christian	30	17	15	16	20	2	100
	Muslim	29	17	14	17	20	2	100
Kenya	Total	25	16	20	22	16	0	100
	Christian	25	17	21	22	15	0	100
	Muslim	25	15	16	26	18	0	100
Liberia	Total	46	18	7	11	16	2	100
	Christian	52	21	8	11	8	0	100
	Muslim	48	16	7	13	14	1	100
Mali	Total	16	9	18	32	24	2	100
	Muslim	15	9	18	33	24	2	100
Mozambique	Total	23	18	14	16	28	1	100
	Christian	23	18	14	17	27	1	100
	Muslim	25	17	14	15	28	1	100
Nigeria	Total	25	22	17	22	14	1	100
	Christian	30	26	19	19	6	1	100
	Muslim	20	19	15	25	20	1	100
Rwanda	Total	22	14	13	33	17	1	100
	Christian	22	13	14	34	17	1	100
Senegal	Total	11	7	12	36	34	0	100
	Muslim	10	6	12	35	36	0	100
South Africa	Total	24	16	14	18	27	1	100
	Christian	25	18	15	19	22	1	100
Tanzania	Total	13	10	15	27	34	1	100
	Christian	15	9	15	29	31	1	100
	Muslim	12	12	17	26	33	1	100
Uganda	Total	22	20	13	15	29	1	100
	Christian	22	19	14	15	29	1	100
	Muslim	24	19	12	16	28	1	100
Zambia	Total	29	18	16	14	18	4	100
	Christian	29	18	17	14	18	3	100

ASK ALL

Q66 Please tell me how often you do each of the following. Would you say at least once a week, once or twice a month, several times a year, seldom, or never? **(READ LIST) (SHOW CARD)**

d. speak or pray in tongues

	At least once a week	Once or twice a month	Several times a year	Seldom	Never	DK/Refused	Total*
Botswana	12	11	13	9	51	3	100
Cameroon	9	6	5	11	69	1	100
Chad	10	9	4	14	63	0	100
DR Congo	12	14	5	8	53	8	100
Ethiopia	30	14	12	14	27	2	100
Ghana	20	10	6	10	53	1	100
Guinea Bissau	35	12	12	25	15	2	100
Kenya	7	6	5	11	71	1	100
Liberia	9	26	1	4	58	1	100
Mozambique	13	9	5	9	61	2	100
Nigeria	16	10	8	9	56	1	100
Rwanda	7	9	3	8	72	1	100
South Africa	13	6	5	7	66	2	100
Tanzania	9	5	6	11	68	2	100
Uganda	15	11	6	10	56	2	100
Zambia	11	5	5	7	69	3	100

* Based on Christians

ASK ALL

Q66 Please tell me how often you do each of the following. Would you say at least once a week, once or twice a month, several times a year, seldom, or never? **(READ LIST) (SHOW CARD)**

e. participate in religious chanting or singing gatherings and ceremonies

		At least once a week	Once or twice a month	Several times a year	Seldom	Never	DK/Ref	Total
Botswana	Total	28	14	22	10	25	1	100
	Christian	31	16	24	11	18	1	100
Cameroon	Total	21	13	15	21	27	2	100
	Christian	23	14	16	22	22	1	100
	Muslim	12	11	11	16	43	7	100
Chad	Total	18	22	20	19	21	0	100
	Christian	24	18	26	18	14	0	100
	Muslim	15	26	18	20	22	0	100
DR Congo	Total	34	14	13	16	15	7	100
	Christian	37	14	14	16	12	7	100
	Muslim	28	15	12	19	17	10	100
Djibouti	Total	19	15	10	18	31	8	100
	Muslim	19	15	10	18	31	8	100
Ethiopia	Total	26	23	20	19	12	0	100
	Christian	24	24	21	20	11	0	100
	Muslim	32	20	18	16	14	0	100
Ghana	Total	35	18	16	12	17	2	100
	Christian	37	19	17	13	12	1	100
	Muslim	25	14	8	8	44	1	100
Guinea Bissau	Total	40	13	12	13	20	2	100
	Christian	41	13	10	15	20	1	100
	Muslim	38	13	15	12	20	3	100
Kenya	Total	21	21	21	19	16	0	100
	Christian	22	22	21	20	14	0	100
	Muslim	12	14	21	17	34	1	100
Liberia	Total	30	20	8	10	29	3	100
	Christian	32	24	8	9	25	2	100
	Muslim	29	13	5	10	37	6	100
Mali	Total	16	12	16	28	25	2	100
	Muslim	14	12	16	30	25	2	100
Mozambique	Total	27	23	13	15	21	1	100
	Christian	29	24	14	15	18	1	100
	Muslim	24	22	13	14	26	1	100
Nigeria	Total	31	21	17	12	17	2	100
	Christian	45	24	16	8	6	1	100
	Muslim	19	18	19	15	26	2	100
Rwanda	Total	23	10	9	24	33	1	100
	Christian	24	10	9	24	31	2	100
Senegal	Total	35	17	14	24	10	1	100
	Muslim	34	17	15	23	9	1	100
South Africa	Total	24	18	14	16	28	0	100
	Christian	26	20	15	17	22	0	100
Tanzania	Total	14	11	30	34	11	0	100
	Christian	16	12	31	33	7	0	100
	Muslim	11	9	31	40	10	0	100
Uganda	Total	28	24	14	16	18	1	100
	Christian	29	24	14	16	15	1	100
	Muslim	20	21	12	13	32	1	100
Zambia	Total	32	14	18	12	22	2	100
	Christian	32	14	18	12	22	2	100

ASK ALL

Q67 Have you ever (INSERT)? (READ LIST)

a. experienced or witnessed a divine healing of an illness or injury?

		Yes	No	DK/Refused	Total
Botswana	Total	61	37	2	100
	Christian	64	34	2	100
Cameroon	Total	39	61	0	100
	Christian	42	58	0	100
	Muslim	24	76	1	100
Chad	Total	40	60	0	100
	Christian	41	59	0	100
	Muslim	41	59	0	100
DR Congo	Total	56	38	6	100
	Christian	60	35	5	100
	Muslim	48	46	6	100
Djibouti	Total	39	58	3	100
	Muslim	39	58	3	100
Ethiopia	Total	58	42	1	100
	Christian	63	37	1	100
	Muslim	47	53	1	100
Ghana	Total	69	31	0	100
	Christian	74	26	0	100
	Muslim	28	71	1	100
Guinea Bissau	Total	47	49	4	100
	Christian	49	47	5	100
	Muslim	45	51	4	100
Kenya	Total	50	49	1	100
	Christian	54	46	1	100
	Muslim	25	75	1	100
Liberia	Total	55	43	2	100
	Christian	58	41	0	100
	Muslim	34	61	5	100
Mali	Total	27	69	3	100
	Muslim	27	70	3	100
Mozambique	Total	35	64	1	100
	Christian	38	60	2	100
	Muslim	29	70	1	100
Nigeria	Total	52	47	2	100
	Christian	72	27	1	100
	Muslim	34	63	2	100
Rwanda	Total	59	40	1	100
	Christian	61	38	1	100
Senegal	Total	42	56	3	100
	Muslim	41	57	3	100
South Africa	Total	36	63	2	100
	Christian	38	61	1	100
Tanzania	Total	48	51	1	100
	Christian	63	36	1	100
	Muslim	26	73	1	100
Uganda	Total	39	60	2	100
	Christian	40	58	2	100
	Muslim	25	74	1	100
Zambia	Total	50	50	1	100
	Christian	51	49	1	100

ASK ALL

Q67 Have you ever (INSERT)? (READ LIST)

b. given or interpreted prophecy?

		Yes	No	DK/Refused	Total
Botswana	Total	29	68	3	100
	Christian	31	65	3	100
Cameroon	Total	18	82	0	100
	Christian	18	81	1	100
	Muslim	16	84	0	100
Chad	Total	22	78	0	100
	Christian	21	79	0	100
	Muslim	24	75	0	100
DR Congo	Total	23	70	7	100
	Christian	24	70	6	100
	Muslim	21	70	9	100
Djibouti	Total	22	75	3	100
	Muslim	21	75	3	100
Ethiopia	Total	19	80	2	100
	Christian	20	79	2	100
	Muslim	17	82	1	100
Ghana	Total	26	73	1	100
	Christian	27	72	1	100
	Muslim	9	89	1	100
Guinea Bissau	Total	37	58	5	100
	Christian	35	59	6	100
	Muslim	41	55	4	100
Kenya	Total	19	81	1	100
	Christian	19	80	1	100
	Muslim	13	86	1	100
Liberia	Total	32	65	3	100
	Christian	31	69	1	100
	Muslim	24	70	6	100
Mali	Total	9	81	10	100
	Muslim	10	80	10	100
Mozambique	Total	12	87	1	100
	Christian	13	86	1	100
	Muslims	11	89	0	100
Nigeria	Total	24	75	1	100
	Christian	32	68	1	100
	Muslim	17	81	2	100
Rwanda	Total	23	76	2	100
	Christian	23	75	2	100
Senegal	Total	5	92	2	100
	Muslim	5	93	3	100
South Africa	Total	26	73	2	100
	Christian	27	72	1	100
Tanzania	Total	16	80	3	100
	Christian	19	77	4	100
	Muslim	12	86	1	100
Uganda	Total	15	84	1	100
	Christian	15	84	1	100
	Muslim	11	88	0	100
Zambia	Total	24	75	1	100
	Christian	24	75	1	100

ASK ALL

Q67 Have you ever (INSERT)? (READ LIST)

c. received a direct revelation from God?

		Yes	No	DK/Refused	Total
Botswana	Total	32	63	6	100
	Christian	35	59	6	100
Cameroon	Total	32	67	1	100
	Christian	36	63	1	100
	Muslim	16	83	1	100
Chad	Total	20	79	0	100
	Christian	25	75	0	100
	Muslim	18	81	0	100
DR Congo	Total	41	47	13	100
	Christian	43	45	11	100
	Muslim	32	47	20	100
Djibouti	Total	19	75	6	100
	Muslim	19	76	6	100
Ethiopia	Total	27	71	2	100
	Christian	28	71	2	100
	Muslim	26	71	3	100
Ghana	Total	40	59	1	100
	Christian	43	56	1	100
	Muslim	18	81	1	100
Guinea Bissau	Total	47	42	11	100
	Christian	47	43	11	100
	Muslim	49	39	12	100
Kenya	Total	35	63	2	100
	Christian	36	62	2	100
	Muslim	22	76	2	100
Liberia	Total	43	53	4	100
	Christian	46	52	2	100
	Muslim	26	65	9	100
Mali	Total	14	77	9	100
	Muslim	14	77	8	100
Mozambique	Total	22	76	2	100
	Christian	24	74	2	100
	Muslim	18	79	3	100
Nigeria	Total	32	66	1	100
	Christian	44	54	1	100
	Muslim	21	77	2	100
Rwanda	Total	27	71	2	100
	Christian	27	71	2	100
Senegal	Total	8	90	2	100
	Muslim	7	90	3	100
South Africa	Total	28	69	3	100
	Christian	31	66	3	100
Tanzania	Total	16	82	2	100
	Christian	23	74	3	100
	Muslim	6	93	1	100
Uganda	Total	25	73	1	100
	Christian	27	72	1	100
	Muslim	16	82	2	100
Zambia	Total	31	65	4	100
	Christian	31	64	4	100

ASK ALL

Q67 Have you ever (INSERT)? (READ LIST)

d. experienced or witnessed the devil or evil spirits being driven out of a person?

		Yes	No	DK/Refused	Total
Botswana	Total	47	47	5	100
	Christian	52	42	6	100
Cameroon	Total	34	65	0	100
	Christian	37	62	0	100
	Muslim	18	82	0	100
Chad	Total	29	70	1	100
	Christian	29	70	1	100
	Muslim	28	71	1	100
DR Congo	Total	34	31	36	100
	Christian	35	27	38	100
	Muslim	33	48	19	100
Djibouti	Total	35	59	6	100
	Muslim	35	59	6	100
Ethiopia	Total	66	33	1	100
	Christian	74	25	1	100
	Muslim	48	51	2	100
Ghana	Total	59	40	1	100
	Christian	65	35	1	100
	Muslim	15	81	4	100
Guinea Bissau	Total	33	58	9	100
	Christian	34	57	9	100
	Muslim	31	60	9	100
Kenya	Total	39	60	1	100
	Christian	42	57	1	100
	Muslim	16	83	1	100
Liberia	Total	41	57	3	100
	Christian	41	57	2	100
	Muslim	21	74	5	100
Mali	Total	36	58	6	100
	Muslim	37	58	5	100
Mozambique	Total	44	55	2	100
	Christian	48	50	2	100
	Muslim	35	63	2	100
Nigeria	Total	34	65	2	100
	Christian	49	50	1	100
	Muslim	20	78	2	100
Rwanda	Total	41	56	4	100
	Christian	42	54	3	100
Senegal	Total	29	69	2	100
	Muslim	28	70	2	100
South Africa	Total	26	72	3	100
	Christian	28	69	2	100
Tanzania	Total	51	49	1	100
	Christian	62	38	0	100
	Muslim	33	66	1	100
Uganda	Total	48	51	1	100
	Christian	50	48	1	100
	Muslim	31	67	2	100
Zambia	Total	53	47	1	100
	Christian	54	46	0	100

ASK ALL

Q67 Have you ever (INSERT)? (READ LIST)

ASK IF MUSLIM

e. made a pilgrimage to Mecca?

	Yes	No	DK/Refused	Total*
Cameroon	8	92	0	100
Chad	28	72	0	100
DR Congo	9	57	34	100
Djibouti	48	49	3	100
Ethiopia	19	81	0	100
Ghana	13	87	1	100
Guinea Bissau	27	69	4	100
Kenya	17	82	0	100
Liberia	32	63	6	100
Mali	9	90	2	100
Mozambique	12	88	0	100
Nigeria	18	82	1	100
Senegal	9	91	0	100
Tanzania	1	99	0	100
Uganda	12	88	0	100
* Based on Muslims				

ASK ALL

Q68 And do you (INSERT)? (READ LIST)

ASK IF NOT MUSLIM

a.1 ever participate in inter-faith religious groups, classes, or meetings with Muslims?

		Yes	No	DK/Refused	Total*	N
Botswana	Total	23	76	2	100	984
	Christian	25	73	1	100	868
Cameroon	Total	12	87	0	100	1258
	Christian	12	87	0	100	1209
Chad	Total	36	64	0	100	692
	Christian	40	60	0	100	592
DR Congo	Total	13	68	18	100	1334
	Christian	13	70	17	100	1209
Ethiopia	Total	26	73	0	100	1047
	Christian	26	73	0	100	1037
Ghana	Total	33	66	1	100	1161
	Christian	33	67	1	100	1148
Guinea Bissau	Total	40	56	4	100	627
	Christian	41	56	4	100	619
Kenya	Total	27	70	3	100	1160
	Christian	27	70	3	100	1154
Liberia	Total	51	47	2	100	1221
	Christian	54	45	1	100	1040
Mozambique	Total	39	60	1	100	1160
	Christian	48	51	1	100	942
Nigeria	Total	25	73	2	100	698
	Christian	25	73	2	100	678
Rwanda	Total	19	80	1	100	942
	Christian	20	80	1	100	925
South Africa	Total	13	86	1	100	1476
	Christian	14	85	1	100	1309
Tanzania	Total	27	72	1	100	965
	Christian	27	72	0	100	907
Uganda	Total	46	52	2	100	719
	Christian	46	52	2	100	711
Zambia	Total	16	80	4	100	985
	Christian	16	80	3	100	976

* Total rows refer to all non-Muslims

ASK ALL

Q68 And do you (INSERT)? (READ LIST)

ASK IF NOT CHRISTIAN

a.2 ever participate in inter-faith religious groups, classes, or meetings with Christians?

		Yes	No	DK/Refused	Total*	N
Cameroon	Total	26	74	1	100	294
	Muslim	22	77	0	100	245
Chad	Total	29	71	0	100	911
	Muslim	30	70	0	100	811
DR Congo	Total	17	44	39	100	310
	Muslim	23	55	23	100	185
Djibouti	Total	29	68	2	100	1466
	Muslim	29	68	2	100	1452
Ethiopia	Total	31	69	0	100	463
	Muslim	30	69	0	100	453
Ghana	Total	45	54	1	100	352
	Muslim	42	56	2	100	339
Guinea Bissau	Total	39	58	3	100	381
	Muslim	40	57	3	100	373
Kenya	Total	31	65	4	100	346
	Muslim	32	68	0	100	340
Liberia	Total	47	47	7	100	460
	Muslim	55	44	1	100	279
Mali	Total	21	78	2	100	919
	Muslim	21	78	2	100	901
Mozambique	Total	34	65	0	100	558
	Muslim	57	43	0	100	340
Nigeria	Total	18	80	2	100	838
	Muslim	17	81	2	100	818
Senegal	Total	22	77	1	100	897
	Muslim	22	77	1	100	891
Tanzania	Total	42	57	2	100	597
	Muslim	43	57	0	100	539
Uganda	Total	54	45	0	100	329
	Muslim	55	44	0	100	321

* Total rows refer to all non-Christians

ASK ALL

Q68 And do you (INSERT)? (READ LIST)

- b. ever read religious materials other than scripture, such as religious pamphlets, magazines, newspapers or books?

		Yes	No	DK/Refused	Total
Botswana	Total	81	18	1	100
	Christian	88	11	1	100
Cameroon	Total	82	18	0	100
	Christian	85	14	0	100
	Muslim	69	31	0	100
Chad	Total	74	26	0	100
	Christian	81	19	0	100
	Muslim	74	26	0	100
DR Congo	Total	70	23	7	100
	Christian	73	20	7	100
	Muslim	73	21	6	100
Djibouti	Total	57	41	2	100
	Muslim	57	41	2	100
Ethiopia	Total	63	37	0	100
	Christian	62	38	0	100
	Muslim	65	34	0	100
Ghana	Total	76	24	0	100
	Christian	79	21	0	100
	Muslim	67	32	1	100
Guinea Bissau	Total	81	18	2	100
	Christian	83	15	2	100
	Muslim	78	21	2	100
Kenya	Total	89	10	0	100
	Christian	90	10	0	100
	Muslim	88	11	0	100
Liberia	Total	71	26	3	100
	Christian	80	19	1	100
	Muslim	70	29	1	100
Mali	Total	62	36	2	100
	Muslim	61	37	2	100
Mozambique	Total	71	29	0	100
	Christian	70	29	0	100
	Muslim	74	26	0	100
Nigeria	Total	79	20	1	100
	Christian	90	9	1	100
	Muslim	70	30	1	100
Rwanda	Total	75	24	1	100
	Christian	76	23	1	100
Senegal	Total	63	36	0	100
	Muslim	61	39	0	100
South Africa	Total	72	28	0	100
	Christian	76	24	0	100
Tanzania	Total	80	19	0	100
	Christian	85	15	0	100
	Muslim	78	22	0	100
Uganda	Total	70	30	0	100
	Christian	70	30	0	100
	Muslim	74	26	0	100
Zambia	Total	89	10	1	100
	Christian	90	9	1	100

ASK ALL

Q68 And do you (INSERT)? (READ LIST)

c. ever listen to religious radio or watch religious television programs?

		Yes	No	DK/Refused	Total
Botswana	Total	78	21	1	100
	Christian	84	15	1	100
Cameroon	Total	89	11	0	100
	Christian	90	10	0	100
	Muslim	88	12	0	100
Chad	Total	80	20	0	100
	Christian	82	18	0	100
	Muslim	83	17	0	100
DR Congo	Total	76	18	6	100
	Christian	78	16	5	100
	Muslim	75	18	6	100
Djibouti	Total	74	23	3	100
	Muslim	75	23	2	100
Ethiopia	Total	34	66	0	100
	Christian	31	69	0	100
	Muslim	42	58	0	100
Ghana	Total	90	10	0	100
	Christian	93	6	0	100
	Muslim	84	15	1	100
Guinea Bissau	Total	81	17	2	100
	Christian	84	13	2	100
	Muslim	76	23	2	100
Kenya	Total	90	10	0	100
	Christian	90	10	0	100
	Muslim	90	9	0	100
Liberia	Total	82	17	1	100
	Christian	87	13	0	100
	Muslim	77	22	1	100
Mali	Total	86	13	2	100
	Muslim	85	13	2	100
Mozambique	Total	73	27	0	100
	Christian	74	26	0	100
	Muslim	73	27	0	100
Nigeria	Total	91	8	0	100
	Christian	94	6	1	100
	Muslim	90	10	0	100
Rwanda	Total	88	12	0	100
	Christian	88	11	0	100
Senegal	Total	93	6	0	100
	Muslim	93	7	0	100
South Africa	Total	87	12	0	100
	Christian	89	10	0	100
Tanzania	Total	88	12	0	100
	Christian	92	8	0	100
	Muslim	86	14	0	100
Uganda	Total	73	27	0	100
	Christian	74	26	0	100
	Muslim	74	26	0	100
Zambia	Total	87	13	0	100
	Christian	88	12	0	100

ASK ALL

Q68 And do you (INSERT)? (READ LIST)

d. ever visit religious websites on the internet?

		Yes	No	DK/Refused	Total
Botswana	Total	26	72	2	100
	Christian	28	70	3	100
Cameroon	Total	7	93	0	100
	Christian	7	93	0	100
	Muslim	9	91	0	100
Chad	Total	10	90	1	100
	Christian	15	84	0	100
	Muslim	7	93	1	100
DR Congo	Total	14	80	7	100
	Christian	12	81	7	100
	Muslim	21	73	6	100
Djibouti	Total	44	53	3	100
	Muslim	44	53	3	100
Ethiopia	Total	6	94	1	100
	Christian	5	94	1	100
	Muslim	6	94	0	100
Ghana	Total	14	85	1	100
	Christian	15	84	1	100
	Muslim	15	85	0	100
Guinea Bissau	Total	29	67	4	100
	Christian	32	64	4	100
	Muslim	25	71	4	100
Kenya	Total	17	82	1	100
	Christian	17	83	0	100
	Muslim	21	79	1	100
Liberia	Total	19	79	2	100
	Christian	21	78	1	100
	Muslim	20	80	0	100
Mali	Total	9	87	4	100
	Muslim	8	88	4	100
Mozambique	Total	13	87	0	100
	Christian	14	86	0	100
	Muslim	13	87	0	100
Nigeria	Total	20	78	1	100
	Christian	24	76	1	100
	Muslim	17	81	2	100
Rwanda	Total	18	81	1	100
	Christian	18	81	1	100
Senegal	Total	21	79	0	100
	Muslim	18	82	0	100
South Africa	Total	6	92	2	100
	Christian	7	92	2	100
Tanzania	Total	8	88	4	100
	Christian	8	87	4	100
	Muslim	8	89	3	100
Uganda	Total	52	48	0	100
	Christian	53	47	0	100
	Muslim	46	53	1	100
Zambia	Total	20	80	1	100
	Christian	20	79	1	100

ASK ALL

Q68 And do you (INSERT)? (READ LIST)

e. ever receive definite answers to specific prayer requests?

		Yes	No	DK/Ref	Total
Botswana	Total	41	53	6	100
	Christian	45	49	6	100
Cameroon	Total	55	44	1	100
	Christian	59	41	1	100
	Muslim	43	55	2	100
Chad	Total	33	66	0	100
	Christian	38	62	0	100
	Muslim	31	69	0	100
DR Congo	Total	54	34	12	100
	Christian	56	33	11	100
	Muslim	55	30	16	100
Djibouti	Total	43	52	5	100
	Muslim	43	51	6	100
Ethiopia	Total	50	49	2	100
	Christian	52	46	1	100
	Muslim	45	53	2	100
Ghana	Total	72	27	2	100
	Christian	73	25	2	100
	Muslim	60	38	2	100
Guinea Bissau	Total	46	43	11	100
	Christian	44	45	11	100
	Muslim	49	41	10	100
Kenya	Total	54	45	1	100
	Christian	55	44	1	100
	Muslim	46	51	4	100
Liberia	Total	59	37	4	100
	Christian	64	34	3	100
	Muslim	48	45	7	100
Mali	Total	41	52	7	100
	Muslim	40	53	7	100
Mozambique	Total	26	73	1	100
	Christian	25	74	1	100
	Muslim	29	70	1	100
Nigeria	Total	64	34	2	100
	Christian	71	28	1	100
	Muslim	58	40	2	100
Rwanda	Total	68	30	2	100
	Christian	69	29	2	100
Senegal	Total	48	49	3	100
	Muslim	48	48	4	100
South Africa	Total	45	52	3	100
	Christian	48	49	2	100
Tanzania	Total	49	50	0	100
	Christian	56	44	1	100
	Muslim	40	60	0	100
Uganda	Total	25	74	1	100
	Christian	24	74	1	100
	Muslim	31	68	2	100
Zambia	Total	56	41	3	100
	Christian	56	41	3	100

ASK ALL

Q68 And do you (INSERT)? (READ LIST)

- f. have traditional African sacred objects in your home, such as shrines to ancestors, feathers, skins, skulls, skeletons, powder, carved figures or branches, spears, cutlasses or animal horns?

		Yes	No	DK/Ref	Total
Botswana	Total	22	71	6	100
	Christian	20	73	7	100
Cameroon	Total	15	85	0	100
	Christian	13	86	0	100
	Muslim	13	87	0	100
Chad	Total	21	79	0	100
	Christian	16	84	0	100
	Muslim	18	82	0	100
DR Congo	Total	16	75	9	100
	Christian	12	78	10	100
	Muslim	22	71	6	100
Djibouti	Total	19	76	4	100
	Muslim	19	77	4	100
Ethiopia	Total	6	90	3	100
	Christian	6	90	4	100
	Muslim	6	92	2	100
Ghana	Total	18	78	3	100
	Christian	15	82	3	100
	Muslim	11	82	7	100
Guinea Bissau	Total	41	53	5	100
	Christian	46	49	6	100
	Muslim	33	62	5	100
Kenya	Total	5	94	1	100
	Christian	5	94	1	100
	Muslim	4	94	2	100
Liberia	Total	21	76	3	100
	Christian	9	88	3	100
	Muslim	19	77	4	100
Mali	Total	24	69	7	100
	Muslim	24	70	6	100
Mozambique	Total	28	71	1	100
	Christian	29	69	1	100
	Muslim	28	71	1	100
Nigeria	Total	8	90	2	100
	Christian	10	89	1	100
	Muslim	6	93	2	100
Rwanda	Total	5	93	3	100
	Christian	5	92	2	100
Senegal	Total	35	64	1	100
	Muslim	32	67	1	100
South Africa	Total	32	67	2	100
	Christian	31	68	2	100
Tanzania	Total	19	81	0	100
	Christian	17	83	0	100
	Muslim	20	80	0	100
Uganda	Total	28	71	1	100
	Christian	28	71	1	100
	Muslim	26	71	2	100
Zambia	Total	7	92	1	100
	Christian	7	92	1	100

ASK ALL

Q68 And do you (INSERT)? (READ LIST)

- g. ever participate in traditional African ceremonies or perform special acts to honor or celebrate your ancestors?

		Yes	No	DK/Ref	Total
Botswana	Total	29	65	5	100
	Christian	26	68	5	100
Cameroon	Total	40	60	0	100
	Christian	40	60	0	100
	Muslim	28	71	0	100
Chad	Total	36	64	0	100
	Christian	31	69	0	100
	Muslim	34	66	0	100
DR Congo	Total	19	72	9	100
	Christian	15	76	9	100
	Muslim	21	72	7	100
Djibouti	Total	22	74	4	100
	Muslim	22	74	4	100
Ethiopia	Total	7	90	3	100
	Christian	7	90	4	100
	Muslim	8	90	2	100
Ghana	Total	27	72	1	100
	Christian	26	74	1	100
	Muslim	12	83	4	100
Guinea Bissau	Total	47	48	5	100
	Christian	49	45	6	100
	Muslim	43	53	4	100
Kenya	Total	15	85	1	100
	Christian	15	84	1	100
	Muslim	8	91	1	100
Liberia	Total	29	69	2	100
	Christian	16	82	2	100
	Muslim	33	65	3	100
Mali	Total	33	61	6	100
	Muslim	33	61	5	100
Mozambique	Total	19	80	1	100
	Christian	20	78	2	100
	Muslim	20	80	1	100
Nigeria	Total	9	90	1	100
	Christian	9	90	1	100
	Muslim	7	92	1	100
Rwanda	Total	3	95	2	100
	Christian	3	95	2	100
Senegal	Total	40	60	0	100
	Muslim	38	62	0	100
South Africa	Total	52	47	1	100
	Christian	50	48	2	100
Tanzania	Total	34	66	0	100
	Christian	31	69	0	100
	Muslim	35	64	0	100
Uganda	Total	19	79	2	100
	Christian	19	79	2	100
	Muslim	20	79	2	100
Zambia	Total	13	86	1	100
	Christian	13	86	1	100

ASK ALL

Q68 And do you (INSERT)? (READ LIST)

- h. ever participate in traditional African puberty rituals or manhood/womanhood initiation rituals for friends, relatives or neighbors in your area, such as endurance or challenge tests, or initiation to a traditional dance?

		Yes	No	DK/Ref	Total
Botswana	Total	21	73	7	100
	Christian	22	72	6	100
Cameroon	Total	19	80	0	100
	Christian	18	82	0	100
	Muslim	20	79	1	100
Chad	Total	41	59	0	100
	Christian	28	72	0	100
	Muslim	45	55	0	100
DR Congo	Total	19	71	10	100
	Christian	16	74	10	100
	Muslim	25	66	9	100
Djibouti	Total	20	75	5	100
	Muslim	20	75	5	100
Ethiopia	Total	8	88	4	100
	Christian	7	89	4	100
	Muslim	11	87	2	100
Ghana	Total	23	76	1	100
	Christian	21	78	1	100
	Muslim	7	92	1	100
Guinea Bissau	Total	48	48	4	100
	Christian	50	46	4	100
	Muslim	43	51	6	100
Kenya	Total	30	70	1	100
	Christian	31	69	0	100
	Muslim	21	77	2	100
Liberia	Total	30	68	2	100
	Christian	18	80	2	100
	Muslim	30	66	3	100
Mali	Total	36	58	7	100
	Muslim	36	58	6	100
Mozambique	Total	23	75	1	100
	Christian	26	72	2	100
	Muslim	20	79	1	100
Nigeria	Total	8	91	1	100
	Christian	6	92	2	100
	Muslim	8	91	2	100
Rwanda	Total	2	94	3	100
	Christian	2	95	3	100
Senegal	Total	41	59	0	100
	Muslim	39	61	0	100
South Africa	Total	41	58	2	100
	Christian	39	59	2	100
Tanzania	Total	47	53	0	100
	Christian	39	61	0	100
	Muslim	57	43	0	100
Uganda	Total	24	74	2	100
	Christian	24	74	2	100
	Muslim	21	77	2	100
Zambia	Total	20	78	1	100
	Christian	20	78	1	100

ASK ALL

Q68 And do you (INSERT)? (READ LIST)

i. or your family ever use traditional religious healers when someone is sick?

		Yes	No	DK/Ref	Total
Botswana	Total	46	47	7	100
	Christian	43	50	8	100
Cameroon	Total	58	41	1	100
	Christian	57	42	1	100
	Muslim	57	40	3	100
Chad	Total	61	39	1	100
	Christian	46	53	1	100
	Muslim	68	32	1	100
DR Congo	Total	31	43	25	100
	Christian	29	46	25	100
	Muslim	36	36	28	100
Djibouti	Total	41	50	9	100
	Muslim	42	50	9	100
Ethiopia	Total	39	58	3	100
	Christian	39	57	4	100
	Muslim	38	61	2	100
Ghana	Total	42	55	3	100
	Christian	40	57	3	100
	Muslim	33	63	3	100
Guinea Bissau	Total	56	37	7	100
	Christian	59	34	7	100
	Muslim	50	42	8	100
Kenya	Total	18	79	3	100
	Christian	19	78	3	100
	Muslim	13	85	2	100
Liberia	Total	47	51	2	100
	Christian	37	61	2	100
	Muslim	55	42	3	100
Mali	Total	53	40	7	100
	Muslim	55	39	7	100
Mozambique	Total	24	74	2	100
	Christian	24	74	2	100
	Muslim	26	73	1	100
Nigeria	Total	32	65	3	100
	Christian	26	69	5	100
	Muslim	35	63	2	100
Rwanda	Total	11	84	5	100
	Christian	11	85	5	100
Senegal	Total	74	24	2	100
	Muslim	73	25	2	100
South Africa	Total	48	50	2	100
	Christian	47	51	2	100
Tanzania	Total	43	56	1	100
	Christian	35	65	1	100
	Muslim	53	46	1	100
Uganda	Total	24	73	3	100
	Christian	23	74	3	100
	Muslim	24	72	3	100
Zambia	Total	26	70	4	100
	Christian	26	70	4	100

ASK ALLQ68 And do you **(INSERT)? (READ LIST)****ASK IF MUSLIM**

j. give zakat, that is give a set percentage of your wealth to charity or the mosque?

	Yes	No	DK/Refused	Total*
Cameroon	77	23	0	100
Chad	83	17	0	100
DR Congo	66	18	16	100
Djibouti	81	18	2	100
Ethiopia	82	18	0	100
Ghana	80	19	1	100
Guinea Bissau	75	21	4	100
Kenya	87	13	0	100
Liberia	89	8	4	100
Mali	69	30	1	100
Mozambique	58	40	1	100
Nigeria	80	19	0	100
Senegal	72	28	0	100
Tanzania	65	35	0	100
Uganda	60	39	1	100
* Based on Muslims				

ASK ALLQ68 And do you **(INSERT)? (READ LIST)****ASK IF MUSLIM**

k. fast, that is avoid eating during the daytime, during the holy month of Ramadan?

	Yes	No	DK/Refused	Total*
Cameroon	100	0	0	100
Chad	98	2	0	100
DR Congo	69	6	25	100
Djibouti	88	10	1	100
Ethiopia	96	4	0	100
Ghana	97	3	0	100
Guinea Bissau	85	14	1	100
Kenya	96	2	2	100
Liberia	89	8	3	100
Mali	93	7	1	100
Mozambique	86	14	1	100
Nigeria	96	4	0	100
Senegal	98	2	0	100
Tanzania	93	7	0	100
Uganda	85	14	1	100
* Based on Muslims				

ASK ALLQ68 And do you **(INSERT)? (READ LIST)****ASK IF CHRISTIAN**

1. tithe, that is give a set percentage of your income to charity or the church?

	Yes	No	DK/Refused	Total*
Botswana	64	32	4	100
Cameroon	69	31	0	100
Chad	88	12	0	100
DR Congo	66	25	9	100
Ethiopia	63	37	0	100
Ghana	83	17	0	100
Guinea Bissau	66	29	5	100
Kenya	74	25	0	100
Liberia	80	20	0	100
Mozambique	58	38	4	100
Nigeria	83	16	1	100
Rwanda	72	24	4	100
South Africa	50	48	2	100
Tanzania	85	14	0	100
Uganda	58	38	4	100
Zambia	73	26	0	100
* Based on Christians				

ASK ALL

Q68 And do you (INSERT)? (READ LIST)

ASK IF CHRISTIAN

m. fast, that is avoid eating for certain periods during holy times like Lent?

	Yes	No	DK/Refused	Total*
Botswana	55	39	6	100
Cameroon	61	38	0	100
Chad	85	15	0	100
DR Congo	56	36	8	100
Ethiopia	86	13	0	100
Ghana	83	17	0	100
Guinea Bissau	76	18	6	100
Kenya	53	46	1	100
Liberia	76	23	0	100
Mozambique	69	28	3	100
Nigeria	89	10	1	100
Rwanda	58	41	1	100
South Africa	35	63	2	100
Tanzania	70	30	0	100
Uganda	68	29	2	100
Zambia	56	44	0	100
* Based on Christians				

ASK ALL

Q70 Do you have any sons?

		Yes	No	DK/Refused	Total
Botswana	Total	46	53	1	100
	Christian	46	53	1	100
Cameroon	Total	52	48	0	100
	Christian	51	49	0	100
	Muslim	56	44	0	100
Chad	Total	56	44	0	100
	Christian	51	49	0	100
	Muslim	58	42	0	100
DR Congo	Total	56	39	5	100
	Christian	56	39	5	100
	Muslim	56	39	5	100
Djibouti	Total	61	36	2	100
	Muslim	61	36	2	100
Ethiopia	Total	45	55	0	100
	Christian	42	57	0	100
	Muslim	51	49	0	100
Ghana	Total	52	48	0	100
	Christian	52	48	0	100
	Muslim	55	45	0	100
Guinea Bissau	Total	61	38	1	100
	Christian	59	40	1	100
	Muslim	66	33	1	100
Kenya	Total	53	47	0	100
	Christian	53	47	0	100
	Muslim	50	50	0	100
Liberia	Total	61	39	0	100
	Christian	53	47	0	100
	Muslim	71	29	0	100
Mali	Total	64	35	1	100
	Muslim	64	35	1	100
Mozambique	Total	48	52	0	100
	Christian	45	55	0	100
	Muslim	58	42	0	100
Nigeria	Total	58	41	1	100
	Christian	51	47	1	100
	Muslim	64	35	1	100
Rwanda	Total	55	45	1	100
	Christian	54	45	1	100
Senegal	Total	54	46	0	100
	Muslim	56	44	0	100
South Africa	Total	57	43	0	100
	Christian	57	43	0	100
Tanzania	Total	71	29	0	100
	Christian	70	30	0	100
	Muslim	70	30	0	100
Uganda	Total	66	34	0	100
	Christian	65	35	0	100
	Muslim	72	28	0	100
Zambia	Total	49	51	0	100
	Christian	49	51	0	100

ASK ALL

Q71 Do you have any daughters?

		Yes	No	DK/Refused	Total
Botswana	Total	41	58	1	100
	Christian	40	58	1	100
Cameroon	Total	50	50	0	100
	Christian	49	51	0	100
	Muslim	54	46	0	100
Chad	Total	52	48	0	100
	Christian	46	54	0	100
	Muslim	55	45	0	100
DR Congo	Total	52	41	7	100
	Christian	52	42	6	100
	Muslim	53	39	8	100
Djibouti	Total	58	39	3	100
	Muslim	58	39	3	100
Ethiopia	Total	41	59	0	100
	Christian	41	59	0	100
	Muslim	42	57	0	100
Ghana	Total	51	48	0	100
	Christian	49	51	0	100
	Muslim	53	47	0	100
Guinea Bissau	Total	54	44	2	100
	Christian	52	46	2	100
	Muslim	59	40	1	100
Kenya	Total	51	49	0	100
	Christian	51	48	0	100
	Muslim	49	51	0	100
Liberia	Total	58	42	0	100
	Christian	51	49	0	100
	Muslim	66	34	0	100
Mali	Total	59	40	1	100
	Muslim	59	40	1	100
Mozambique	Total	45	55	0	100
	Christian	43	57	0	100
	Muslim	50	50	0	100
Nigeria	Total	53	47	1	100
	Christian	45	54	1	100
	Muslim	59	41	1	100
Rwanda	Total	50	49	1	100
	Christian	50	49	1	100
Senegal	Total	51	48	0	100
	Muslim	54	46	0	100
South Africa	Total	56	44	0	100
	Christian	57	43	0	100
Tanzania	Total	71	29	0	100
	Christian	68	32	0	100
	Muslim	75	25	0	100
Uganda	Total	64	36	0	100
	Christian	63	37	0	100
	Muslim	71	29	0	100
Zambia	Total	44	56	0	100
	Christian	44	56	0	100

ASK IF HAS CHILDREN (Q70=1 OR Q71=1)

Q72 And thinking about your child or children, please tell me if you ever do or ever did any of the following things with them. Did you or do you (INSERT)?

a. pray or read the scripture with them?

		Yes	No	(VOL.) NA/Children too young	DK/Ref	Total*	N
Botswana	Total	58	39	2	0	100	540
	Christian	62	35	2	0	100	458
Cameroon	Total	64	34	2	0	100	937
	Christian	66	31	2	0	100	747
	Muslim	61	37	1	1	100	154
Chad	Total	68	30	2	0	100	929
	Christian	71	27	1	1	100	333
	Muslim	71	27	3	0	100	524
DR Congo	Total	67	24	7	3	100	945
	Christian	71	20	7	2	100	749
Djibouti	Total	73	24	1	1	100	949
	Muslim	74	23	1	1	100	914
Ethiopia	Total	52	43	4	1	100	797
	Christian	50	46	3	1	100	529
	Muslim	55	38	5	2	100	265
Ghana	Total	67	28	4	1	100	849
	Christian	69	26	4	1	100	640
	Muslim	70	26	3	2	100	198
Guinea Bissau	Total	69	25	5	2	100	649
	Christian	66	27	5	2	100	388
	Muslim	74	20	4	2	100	257
Kenya	Total	66	25	9	0	100	896
	Christian	65	26	9	0	100	691
	Muslim	74	17	8	0	100	201
Liberia	Total	60	34	4	3	100	1040
	Christian	70	25	5	0	100	655
	Muslim	70	28	2	0	100	212
Mali	Total	54	42	3	1	100	696
	Muslim	53	43	3	1	100	627
Mozambique	Total	62	26	12	0	100	780
	Christian	64	22	14	0	100	466
	Muslim	58	33	9	0	100	205
Nigeria	Total	83	14	2	1	100	961
	Christian	91	6	2	0	100	376
	Muslim	77	19	2	1	100	568
Rwanda	Total	67	28	3	2	100	599
	Christian	67	28	3	2	100	554
Senegal	Total	74	19	6	0	100	628
	Muslim	74	19	6	0	100	585
South Africa	Total	58	39	3	0	100	1084
	Christian	62	34	4	0	100	956
Tanzania	Total	69	25	6	0	100	1238
	Christian	76	17	7	0	100	733
	Muslim	64	30	5	0	100	450
Uganda	Total	60	27	13	0	100	763
	Christian	59	28	13	0	100	507
	Muslim	68	20	11	0	100	249
Zambia	Total	73	21	3	2	100	576
	Christian	74	21	3	2	100	565

* Based on parents

ASK IF HAS CHILDREN (Q70=1 OR Q71=1)

Q72 And thinking about your child or children, please tell me if you ever do or ever did any of the following things with them. Did you or do you (INSERT)?

b. send them to religious education programs?

		Yes	No	(VOL.) NA/Children too young	DK/Ref	Total*	N
Botswana	Total	51	46	2	1	100	540
	Christian	55	42	2	1	100	458
Cameroon	Total	60	37	3	0	100	937
	Christian	59	38	3	0	100	747
Chad	Total	74	25	1	0	100	929
	Christian	70	29	0	1	100	333
DR Congo	Total	72	17	7	3	100	945
	Christian	76	14	7	3	100	749
Djibouti	Total	72	25	2	1	100	949
	Muslim	73	24	2	1	100	914
Ethiopia	Total	69	24	5	2	100	797
	Christian	69	26	4	2	100	529
	Muslim	71	20	7	2	100	265
Ghana	Total	68	28	4	1	100	849
	Christian	69	26	4	1	100	640
	Muslim	74	21	2	2	100	198
Guinea Bissau	Total	66	26	4	4	100	649
	Christian	66	26	4	3	100	388
	Muslim	67	23	4	6	100	257
Kenya	Total	68	23	9	0	100	896
	Christian	68	23	9	0	100	691
	Muslim	72	19	8	0	100	201
Liberia	Total	59	37	3	2	100	1040
	Christian	63	33	4	0	100	655
	Muslim	68	30	2	0	100	212
Mali	Total	66	29	4	1	100	696
	Muslim	68	27	4	1	100	627
Mozambique	Total	61	26	14	0	100	780
	Christian	60	24	16	0	100	466
	Muslim	61	28	11	0	100	205
Nigeria	Total	85	11	3	1	100	961
	Christian	85	11	4	0	100	376
	Muslim	86	10	2	2	100	568
Rwanda	Total	62	31	4	3	100	599
	Christian	63	31	4	3	100	554
Senegal	Total	78	17	5	0	100	628
	Muslim	79	16	5	0	100	585
South Africa	Total	45	51	3	0	100	1084
	Christian	48	48	4	0	100	956
Tanzania	Total	71	21	8	0	100	1238
	Christian	73	18	9	0	100	733
	Muslim	73	20	7	0	100	450
Uganda	Total	56	28	16	0	100	763
	Christian	54	30	17	0	100	507
	Muslim	75	15	10	0	100	249
Zambia	Total	72	22	3	3	100	576
	Christian	72	22	3	3	100	565

* Based on parents

ASK IF HAS CHILDREN (Q70=1 OR Q71=1)

Q72 And thinking about your child or children, please tell me if you ever do or ever did any of the following things with them. Did you or do you (INSERT)?

ASK IF HAS ANY SONS (Q70=1)

c. have any of your sons circumcised?

		Yes	No	(VOL.) NA/Children too young	DK/Ref	Total*	N
Botswana	Total	18	72	2	9	100	454
	Christian	18	73	2	8	100	388
Cameroon	Total	90	8	2	0	100	785
	Christian	90	8	2	0	100	618
Chad	Total	84	15	0	0	100	850
	Christian	81	18	0	1	100	303
	Muslim	85	14	1	0	100	477
DR Congo	Total	87	5	1	7	100	843
	Christian	88	4	1	7	100	666
Djibouti	Total	73	20	4	4	100	855
	Muslim	75	19	3	3	100	826
Ethiopia	Total	92	7	0	1	100	674
	Christian	94	5	0	1	100	440
	Muslim	89	10	0	1	100	231
Ghana	Total	88	10	1	2	100	731
	Christian	88	10	1	1	100	552
	Muslim	87	5	0	7	100	172
Guinea Bissau	Total	59	34	3	4	100	612
	Christian	55	39	3	3	100	362
	Muslim	66	28	3	4	100	246
Kenya	Total	53	39	8	0	100	784
	Christian	50	40	9	0	100	610
	Muslim	69	25	6	0	100	170
Liberia	Total	89	9	1	0	100	910
	Christian	86	12	2	0	100	549
	Muslim	91	9	1	0	100	197
Mali	Total	91	5	1	3	100	635
	Muslim	92	4	1	2	100	571
Mozambique	Total	39	50	12	0	100	687
	Christian	41	47	12	0	100	402
	Muslim	36	50	14	0	100	189
Nigeria	Total	90	7	0	2	100	900
	Christian	95	4	0	1	100	350
	Muslim	87	9	0	3	100	534
Rwanda	Total	37	58	1	4	100	542
	Christian	34	61	1	4	100	499
Senegal	Total	90	9	0	0	100	559
	Muslim	90	9	1	0	100	520
South Africa	Total	23	67	7	2	100	828
	Christian	21	69	8	2	100	725
Tanzania	Total	63	30	7	1	100	1063
	Christian	54	37	8	1	100	637
	Muslim	82	13	5	0	100	376
Uganda	Total	28	59	13	0	100	702
	Christian	20	65	15	0	100	465
	Muslim	79	17	4	0	100	230
Zambia	Total	23	73	1	3	100	491
	Christian	22	74	1	3	100	482

* Based on parents of sons

ASK IF HAS CHILDREN (Q70=1 OR Q71=1)

Q72 And thinking about your child or children, please tell me if you ever do or ever did any of the following things with them. Did you or do you (INSERT)?

ASK IF HAS ANY DAUGHTERS (Q71=1)

d. have any of your daughters circumcised?

		Yes	No	(VOL) NA/Children too young	DK/Ref	Total*	N
Botswana	Total	5	84	2	9	100	399
	Christian	6	85	2	7	100	341
Cameroon	Total	1	98	0	0	100	755
	Christian	1	98	0	0	100	595
Chad	Total	39	59	1	0	100	779
	Christian	26	73	0	1	100	274
	Muslim	43	55	2	0	100	446
DR Congo	Total	9	80	5	6	100	773
	Christian	7	83	5	5	100	613
Djibouti	Total	58	32	4	6	100	808
	Muslim	59	31	4	6	100	782
Ethiopia	Total	33	63	0	3	100	618
	Christian	35	62	0	3	100	425
	Muslim	30	66	0	4	100	191
Ghana	Total	9	87	2	1	100	699
	Christian	5	93	2	1	100	527
	Muslim	13	72	5	9	100	163
Guinea Bissau	Total	33	60	2	5	100	539
	Christian	20	74	2	4	100	317
	Muslim	52	39	3	6	100	219
Kenya	Total	10	85	5	0	100	762
	Christian	9	85	5	0	100	593
	Muslim	11	81	8	0	100	165
Liberia	Total	21	76	2	1	100	866
	Christian	0	97	3	0	100	535
	Muslim	27	73	1	0	100	183
Mali	Total	77	12	2	9	100	581
	Muslim	79	10	2	9	100	528
Mozambique	Total	12	78	10	0	100	631
	Christian	12	78	9	0	100	386
Nigeria	Total	13	84	0	2	100	813
	Christian	16	82	0	2	100	309
	Muslim	11	87	0	3	100	490
Rwanda	Total	3	78	3	16	100	499
	Christian	3	78	3	15	100	464
Senegal	Total	4	95	0	0	100	537
	Muslim	4	95	0	0	100	503
South Africa	Total	4	87	7	2	100	819
	Christian	4	86	8	2	100	733
Tanzania	Total	6	90	3	1	100	1074
	Christian	6	90	4	1	100	621
	Muslim	6	90	3	1	100	404
Uganda	Total	13	74	13	0	100	682
	Christian	15	72	14	0	100	447
	Muslim	6	86	7	0	100	229
Zambia	Total	3	92	2	3	100	443
	Christian	3	92	2	3	100	433

* Based on parents of daughters

ASK ALL

Q73 Now thinking about when you were a child, in what religion were you raised, if any? **(READ LIST) (SHOW CARD) (INTERVIEWER INSTRUCTION: Refer to list of Christian/Muslim religions if respondent gives a specific religious group and does not know if the religious group is Christian/Muslim. If respondent names more than one of groups in list, probe to learn which group the respondent identified with most as a child and record that response here.)**

Christian
Muslim
Ancestral, tribal, animist, or other traditional African religion
Hindu
Buddhist
Bahai
Jewish
Atheist
Agnostic
Something else **(SPECIFY)**
Nothing in particular
Don't know **(DO NOT READ)**
Refused **(DO NOT READ)**

Q73a RECORD RESPONSE FOR "SOMETHING ELSE" IN Q73 (Q73=91)

[RECORD RESPONSE]

ASK IF SOMETHING ELSE/DK/REF IN Q73

Q74 And would you say you were raised as a Christian, as a Muslim, or as neither one?

Q72/73/74

	Christian	Muslim	Ancestral, tribal, animist, or other traditional African religion	Hindu	Buddhist	Bahai	Jewish	Atheist	Agnostic	Something else	Nothing in particular	DK/Ref	Total
Botswana	84	2	4	0	0	0	0	0	0	0	9	1	100
Cameroon	81	16	2	0	0	0	0	0	0	0	0	1	100
Chad	40	53	3	0	0	0	0	2	0	0	1	0	100
DR Congo	80	10	3	0	0	0	0	1	0	0	2	4	100
Djibouti	2	97	0	0	0	0	0	0	0	0	0	0	100
Ethiopia	67	30	2	0	0	0	0	0	0	0	0	0	100
Ghana	81	11	7	0	0	0	0	0	0	0	1	0	100
Guinea Bissau	61	38	1	0	0	0	0	0	0	0	0	0	100
Kenya	89	11	0	0	0	0	0	0	0	0	0	0	100
Liberia	69	19	11	0	0	0	0	0	0	0	0	0	100
Mali	8	88	2	0	0	0	0	1	0	0	0	1	100
Nigeria	46	52	1	0	0	0	0	0	0	0	0	0	100
Rwanda	93	5	0	0	0	0	0	0	0	0	1	1	100
Senegal	10	89	0	0	0	0	0	0	0	0	0	0	100
South Africa	89	2	3	1	0	0	0	0	0	0	5	0	100
Tanzania	58	35	5	0	0	0	0	0	0	0	1	0	100
Uganda	82	18	0	0	0	0	0	0	0	0	0	0	100
Zambia	98	1	0	0	0	0	0	0	0	0	0	1	100

Note: Due to data collection problems, results for Mozambique are not reported.

ASK “RAISED CHRISTIAN” QUESTIONS IF RAISED CHRISTIAN (Q73=1 OR Q74=1) OR SAYS CHRISTIAN IN Q73A

ASK “RAISED MUSLIM” QUESTIONS IF RAISED MUSLIM (Q73=2 OR Q74=2) OR SAYS MUSLIM IN Q73A

ASK IF CHRISTIAN

Q75 And which denomination or church, if any, were you raised in as a child? **(READ LIST) (SHOW CARD) (INTERVIEWER INSTRUCTION: If respondent names more than one of groups in list, probe to learn which group the respondent identified with most as a child and record that response here. Record other identities in Q75b)**

Catholic

Anglican/Episcopalian

Baptist

Lutheran

Methodist (for example, African Methodist Episcopal – AME)*

Presbyterian

Pentecostal (for example, Assemblies of God, Church of God in Christ, International Church of the Foursquare Gospel, United Pentecostal Church)**

African Independent Church/African Initiated Church (for example, an Aladura Church, Celestial Church of Christ, Cherubim and Seraphim, Zion Christian Church, Zion Apostolic Church, African Apostolic Church of Johan Maranke, Church of Jesus Christ on Earth of the Prophet Simon Kimbangu – Kimbanguist)^

Jehovah's Witness

Seventh Day Adventist

Mormon (for example, Church of Jesus Christ of Latter Day Saints)

Mennonite

Coptic Christian, Greek Orthodox, or Russian Orthodox

Quaker/Society of Friends

Congregationalist

Dutch Reformed Church, Uniting Reformed Church, or Christian Reformed Church^^

Nondenominational church

Something else **(SPECIFY)**

None in particular

Just a Protestant, not further specified **(VOLUNTEERED) (DO NOT READ)**

Just a Christian, not further specified **(VOLUNTEERED) (DO NOT READ)**

Don't know **(DO NOT READ)**

Refused **(DO NOT READ)**

RECORD RESPONSE FOR "SOMETHING ELSE" IN Q75 (Q75=91)

Q75a **[RECORD RESPONSE]**

RECORD RESPONSE IF VOLUNTEERED MORE THAN ONE RESPONSE IN Q75

Q75b **[RECORD RESPONSE]**

ASK IF RAISED MUSLIM

Q76 As a child, were you raised Sunni (for example, Hanafi, Maliki, Shafi, or Hanbali), Shia (for example, Ithnashari/Twelver or Ismaili/Sevener), or something else? **(SHOW CARD) (INTERVIEWER INSTRUCTION: If respondent names more than one of traditions in list, probe to learn which the respondent identified with most as a child and record that response here. Record other identities in Q76b)**

RECORD RESPONSE FOR "Something else" IN Q76 (Q76=91)

Q76a **[RECORD RESPONSE]**

RECORD RESPONSE IF VOLUNTEERED MORE THAN ONE RESPONSE IN Q76

Q76b **[RECORD RESPONSE]**

* Modified in Ghana as follows: Methodist (For example, African Methodist Episcopal – AME, Methodist Church of Ghana).

** Modified in Uganda as follows: Pentecostal (for example, Assemblies of God, Church of God in Christ, International Church of the Foursquare Gospel, United Pentecostal Church, Kampala Pentecostal Church, Elim Pentecostal Fellowship of Uganda, Miracle Centre Church).

^ Modified in Uganda as follows: African Independent Church/African Initiated Church (for example, an Aladura Church, Celestial Church of Christ, Cherubim and Seraphim, African Israel Church Nineveh, Zion Christian Church, Zion Apostolic Church, African Apostolic Church of Johan Maranke, Church of Jesus Christ on Earth of the Prophet Simon Kimbangu – Kimbanguist).

^^ Only asked in Botswana, South Africa and Zambia.

BOTSWANA

Christian	84
<i>Catholic</i>	19
<i>Anglican/Episcopalian</i>	2
<i>Baptist</i>	2
<i>Lutheran</i>	6
<i>Methodist</i>	2
<i>Presbyterian</i>	0
<i>Pentecostal</i>	11
<i>African Independent Church/African Initiated Church</i>	23
<i>Jehovah's Witness</i>	3
<i>Seventh Day Adventist</i>	5
<i>Mormon</i>	0
<i>Mennonite</i>	0
<i>Coptic Christian, Greek Orthodox, or Russian Orthodox</i>	0
<i>Quaker/Society of Friends</i>	0
<i>Congregationalist</i>	2
<i>Dutch Reformed Church, Uniting Reformed Church</i>	2
<i>Nondenominational church</i>	0
<i>Something else</i>	2
<i>None in particular</i>	3
<i>Just a Protestant, not further specified</i>	0
<i>Just a Christian, not further specified</i>	1
<i>DK/Refused</i>	2
Muslim	2
<i>Sunni</i>	1
<i>Shia</i>	0
<i>Ahmadiyya</i>	0
<i>Something else</i>	0
<i>None in particular</i>	0
<i>Just a Muslim, not further specified</i>	0
<i>DK/Refused</i>	0
African Traditional Religion	4
All others	10
Total	100

CAMEROON

Christian	81
<i>Catholic</i>	47
<i>Anglican/Episcopalian</i>	0
<i>Baptist</i>	4
<i>Lutheran</i>	2
<i>Methodist</i>	0
<i>Presbyterian</i>	11
<i>Pentecostal</i>	2
<i>African Independent Church/African Initiated Church</i>	0
<i>Jehovah's Witness</i>	1
<i>Seventh Day Adventist</i>	1
<i>Mormon</i>	0
<i>Mennonite</i>	0
<i>Coptic Christian, Greek Orthodox, or Russian Orthodox</i>	0
<i>Quaker/Society of Friends</i>	0
<i>Congregationalist</i>	0
<i>Nondenominational church</i>	0
<i>Something else</i>	3
<i>None in particular</i>	0
<i>Just a Protestant, not further specified</i>	10
<i>Just a Christian, not further specified</i>	0
<i>DK/Refused</i>	0
Muslim	16
<i>Sunni</i>	4
<i>Shia</i>	0
<i>Ahmadiyya</i>	2
<i>Something else</i>	1
<i>None in particular</i>	1
<i>Just a Muslim, not further specified</i>	6
<i>DK/Refused</i>	2
African Traditional Religion	2
All others	1
Total	100

CHAD

Christian	40
<i>Catholic</i>	22
<i>Anglican/Episcopalian</i>	0
<i>Baptist</i>	8
<i>Lutheran</i>	2
<i>Methodist</i>	0
<i>Presbyterian</i>	0
<i>Pentecostal</i>	3
<i>African Independent Church/African Initiated Church</i>	0
<i>Jehovah's Witness</i>	1
<i>Seventh Day Adventist</i>	1
<i>Mormon</i>	0
<i>Mennonite</i>	0
<i>Coptic Christian, Greek Orthodox, or Russian Orthodox</i>	0
<i>Quaker/Society of Friends</i>	0
<i>Congregationalist</i>	0
<i>Nondenominational church</i>	0
<i>Something else</i>	1
<i>None in particular</i>	0
<i>Just a Protestant, not further specified</i>	1
<i>Just a Christian, not further specified</i>	0
<i>DK/Refused</i>	0
Muslim	53
<i>Sunni</i>	26
<i>Shia</i>	11
<i>Ahmadiyya</i>	2
<i>Something else</i>	0
<i>None in particular</i>	2
<i>Just a Muslim, not further specified</i>	12
<i>DK/Refused</i>	0
African Traditional Religion	3
All others	4
Total	100

DEMOCRATIC REPUBLIC OF THE CONGO

Christian	80
<i>Catholic</i>	45
<i>Anglican/Episcopalian</i>	1
<i>Baptist</i>	2
<i>Lutheran</i>	1
<i>Methodist</i>	2
<i>Presbyterian</i>	2
<i>Pentecostal</i>	10
<i>African Independent Church/African Initiated Church</i>	4
<i>Jehovah's Witness</i>	4
<i>Seventh Day Adventist</i>	1
<i>Mormon</i>	0
<i>Mennonite</i>	0
<i>Coptic Christian, Greek Orthodox, or Russian Orthodox</i>	0
<i>Quaker/Society of Friends</i>	0
<i>Congregationalist</i>	0
<i>Nondenominational church</i>	0
<i>Something else</i>	0
<i>None in particular</i>	0
<i>Just a Protestant, not further specified</i>	3
<i>Just a Christian, not further specified</i>	1
<i>DK/Refused</i>	5
Muslim	10
<i>Sunni</i>	4
<i>Shia</i>	1
<i>Ahmadiyya</i>	1
<i>Something else</i>	0
<i>None in particular</i>	0
<i>Just a Muslim, not further specified</i>	1
<i>DK/Refused</i>	2
African Traditional Religion	3
All others	7
Total	100

DJIBOUTI

Christian	2
<i>Catholic</i>	2
<i>Anglican/Episcopalian</i>	0
<i>Baptist</i>	0
<i>Lutheran</i>	0
<i>Methodist</i>	0
<i>Presbyterian</i>	0
<i>Pentecostal</i>	0
<i>African Independent Church/African Initiated Church</i>	0
<i>Jehovah's Witness</i>	0
<i>Seventh Day Adventist</i>	0
<i>Mormon</i>	0
<i>Mennonite</i>	0
<i>Coptic Christian, Greek Orthodox, or Russian Orthodox</i>	0
<i>Quaker/Society of Friends</i>	0
<i>Congregationalist</i>	0
<i>Nondenominational church</i>	0
<i>Something else</i>	0
<i>None in particular</i>	0
<i>Just a Protestant, not further specified</i>	0
<i>Just a Christian, not further specified</i>	0
<i>DK/Refused</i>	0
Muslim	97
<i>Sunni</i>	75
<i>Shia</i>	1
<i>Ahmadiyya</i>	0
<i>Something else</i>	0
<i>None in particular</i>	1
<i>Just a Muslim, not further specified</i>	7
<i>DK/Refused</i>	11
African Traditional Religion	0
All others	1
Total	100

ETHIOPIA

Christian	67
<i>Catholic</i>	1
<i>Anglican/Episcopalian</i>	0
<i>Baptist</i>	0
<i>Lutheran</i>	0
<i>Methodist</i>	0
<i>Presbyterian</i>	0
<i>Pentecostal</i>	12
<i>African Independent Church/African Initiated Church</i>	0
<i>Jehovah's Witness</i>	0
<i>Seventh Day Adventist</i>	0
<i>Mormon</i>	0
<i>Mennonite</i>	0
<i>Coptic Christian, Greek Orthodox, or Russian Orthodox</i>	0
<i>Quaker/Society of Friends</i>	0
<i>Congregationalist</i>	0
<i>Nondenominational church</i>	0
<i>Something else</i>	0
<i>Ethiopian Orthodox (VOL)</i>	50
<i>None in particular</i>	0
<i>Just a Protestant, not further specified</i>	0
<i>Just a Christian, not further specified</i>	1
<i>DK/Refused</i>	1
Muslim	30
<i>Sunni</i>	19
<i>Shia</i>	0
<i>Ahmadiyya</i>	0
<i>Something else</i>	1
<i>None in particular</i>	0
<i>Just a Muslim, not further specified</i>	8
<i>DK/Refused</i>	2
African Traditional Religion	2
All others	1
Total	100

GHANA

Christian	81
<i>Catholic</i>	24
<i>Anglican/Episcopalian</i>	3
<i>Baptist</i>	2
<i>Lutheran</i>	0
<i>Methodist</i>	10
<i>Presbyterian</i>	14
<i>Pentecostal</i>	16
<i>African Independent Church/African Initiated Church</i>	3
<i>Jehovah's Witness</i>	2
<i>Seventh Day Adventist</i>	3
<i>Mormon</i>	0
<i>Mennonite</i>	0
<i>Coptic Christian, Greek Orthodox, or Russian Orthodox</i>	0
<i>Quaker/Society of Friends</i>	0
<i>Congregationalist</i>	0
<i>Nondenominational church</i>	0
<i>Something else</i>	0
<i>None in particular</i>	0
<i>Just a Protestant, not further specified</i>	0
<i>Just a Christian, not further specified</i>	1
<i>DK/Refused</i>	1
Muslim	11
<i>Sunni</i>	5
<i>Shia</i>	1
<i>Ahmadiyya</i>	1
<i>Something else</i>	0
<i>None in particular</i>	0
<i>Just a Muslim, not further specified</i>	2
<i>DK/Refused</i>	2
African Traditional Religion	7
All others	1
Total	100

Christian	61
<i>Catholic</i>	58
<i>Anglican/Episcopalian</i>	0
<i>Baptist</i>	0
<i>Lutheran</i>	0
<i>Methodist</i>	0
<i>Presbyterian</i>	0
<i>Pentecostal</i>	0
<i>African Independent Church/African Initiated Church</i>	0
<i>Jehovah's Witness</i>	1
<i>Seventh Day Adventist</i>	0
<i>Mormon</i>	0
<i>Mennonite</i>	0
<i>Coptic Christian, Greek Orthodox, or Russian Orthodox</i>	0
<i>Quaker/Society of Friends</i>	0
<i>Congregationalist</i>	0
<i>Nondenominational church</i>	0
<i>Something else</i>	0
<i>None in particular</i>	0
<i>Just a Protestant, not further specified</i>	0
<i>Just a Christian, not further specified</i>	0
<i>DK/Refused</i>	1
Muslim	38
<i>Sunni</i>	15
<i>Shia</i>	2
<i>Ahmadiyya</i>	1
<i>Something else</i>	0
<i>None in particular</i>	1
<i>Just a Muslim, not further specified</i>	14
<i>DK/Refused</i>	6
African Traditional Religion	1
All others	0
Total	100

Christian	89
<i>Catholic</i>	33
<i>Anglican/Episcopalian</i>	13
<i>Baptist</i>	2
<i>Lutheran</i>	1
<i>Methodist</i>	2
<i>Presbyterian</i>	5
<i>Pentecostal</i>	14
<i>African Independent Church/African Initiated Church</i>	9
<i>Jehovah's Witness</i>	1
<i>Seventh Day Adventist</i>	7
<i>Mormon</i>	0
<i>Mennonite</i>	0
<i>Coptic Christian, Greek Orthodox, or Russian Orthodox</i>	0
<i>Quaker/Society of Friends</i>	0
<i>Congregationalist</i>	0
<i>Nondenominational church</i>	0
<i>Something else</i>	0
<i>None in particular</i>	0
<i>Just a Protestant, not further specified</i>	1
<i>Just a Christian, not further specified</i>	1
<i>DK/Refused</i>	0
Muslim	11
<i>Sunni</i>	7
<i>Shia</i>	1
<i>Ahmadiyya</i>	0
<i>Something else</i>	0
<i>None in particular</i>	0
<i>Just a Muslim, not further specified</i>	1
<i>DK/Refused</i>	2
African Traditional Religion	0
All others	0
Total	100

LIBERIA

Christian	69
<i>Catholic</i>	10
<i>Anglican/Episcopalian</i>	3
<i>Baptist</i>	11
<i>Lutheran</i>	8
<i>Methodist</i>	8
<i>Presbyterian</i>	2
<i>Pentecostal</i>	17
<i>African Independent Church/African Initiated Church</i>	2
<i>Jehovah's Witness</i>	2
<i>Seventh Day Adventist</i>	2
<i>Mormon</i>	0
<i>Mennonite</i>	0
<i>Coptic Christian, Greek Orthodox, or Russian Orthodox</i>	0
<i>Quaker/Society of Friends</i>	0
<i>Congregationalist</i>	0
<i>Nondenominational church</i>	0
<i>Something else</i>	0
<i>None in particular</i>	1
<i>Just a Protestant, not further specified</i>	0
<i>Just a Christian, not further specified</i>	0
<i>DK/Refused</i>	1
Muslim	19
<i>Sunni</i>	6
<i>Shia</i>	2
<i>Ahmadiyya</i>	2
<i>Something else</i>	0
<i>None in particular</i>	1
<i>Just a Muslim, not further specified</i>	4
<i>DK/Refused</i>	5
African Traditional Religion	11
All others	1
Total	100

MALI

Christian	8
<i>Catholic</i>	5
<i>Anglican/Episcopalian</i>	0
<i>Baptist</i>	0
<i>Lutheran</i>	0
<i>Methodist</i>	0
<i>Presbyterian</i>	0
<i>Pentecostal</i>	0
<i>African Independent Church/African Initiated Church</i>	0
<i>Jehovah's Witness</i>	0
<i>Seventh Day Adventist</i>	0
<i>Mormon</i>	0
<i>Mennonite</i>	0
<i>Coptic Christian, Greek Orthodox, or Russian Orthodox</i>	0
<i>Quaker/Society of Friends</i>	0
<i>Congregationalist</i>	0
<i>Nondenominational church</i>	0
<i>Something else</i>	0
<i>None in particular</i>	0
<i>Just a Protestant, not further specified</i>	1
<i>Just a Christian, not further specified</i>	0
<i>DK/Refused</i>	0
Muslim	88
<i>Sunni</i>	19
<i>Shia</i>	0
<i>Ahmadiyya</i>	1
<i>Something else</i>	0
<i>None in particular</i>	4
<i>Just a Muslim, not further specified</i>	50
<i>DK/Refused</i>	13
African Traditional Religion	2
All others	2
Total	100

Note: Due to data collection problems, results for Mozambique are not reported.

NIGERIA

Christian	46
<i>Catholic</i>	20
<i>Anglican/Episcopalian</i>	5
<i>Baptist</i>	3
<i>Lutheran</i>	0
<i>Methodist</i>	3
<i>Presbyterian</i>	0
<i>Pentecostal</i>	7
<i>African Independent Church/African Initiated Church</i>	4
<i>Jehovah's Witness</i>	1
<i>Seventh Day Adventist</i>	0
<i>Mormon</i>	0
<i>Mennonite</i>	0
<i>Coptic Christian, Greek Orthodox, or Russian Orthodox</i>	0
<i>Quaker/Society of Friends</i>	0
<i>Congregationalist</i>	0
<i>Nondenominational church</i>	0
<i>Something else</i>	1
<i>None in particular</i>	0
<i>Just a Protestant, not further specified</i>	0
<i>Just a Christian, not further specified</i>	0
<i>DK/Refused</i>	1
Muslim	52
<i>Sunni</i>	16
<i>Shia</i>	6
<i>Ahmadiyya</i>	1
<i>Something else</i>	0
<i>None in particular</i>	0
<i>Just a Muslim, not further specified</i>	24
<i>DK/Refused</i>	4
African Traditional Religion	1
All others	1
Total	100

RWANDA

Christian	93
<i>Catholic</i>	66
<i>Anglican/Episcopalian</i>	3
<i>Baptist</i>	1
<i>Lutheran</i>	1
<i>Methodist</i>	1
<i>Presbyterian</i>	3
<i>Pentecostal</i>	9
<i>African Independent Church/African Initiated Church</i>	1
<i>Jehovah's Witness</i>	1
<i>Seventh Day Adventist</i>	7
<i>Mormon</i>	0
<i>Mennonite</i>	0
<i>Coptic Christian, Greek Orthodox, or Russian Orthodox</i>	0
<i>Quaker/Society of Friends</i>	0
<i>Congregationalist</i>	0
<i>Nondenominational church</i>	0
<i>Something else</i>	0
<i>None in particular</i>	0
<i>Just a Protestant, not further specified</i>	0
<i>Just a Christian, not further specified</i>	0
<i>DK/Refused</i>	0
Muslim	5
<i>Sunni</i>	2
<i>Shia</i>	0
<i>Ahmadiyya</i>	0
<i>Something else</i>	0
<i>None in particular</i>	0
<i>Just a Muslim, not further specified</i>	0
<i>DK/Refused</i>	2
African Traditional Religion	0
All others	2
Total	100

SENEGAL

Christian	10
<i>Catholic</i>	10
<i>Anglican/Episcopalian</i>	0
<i>Baptist</i>	0
<i>Lutheran</i>	0
<i>Methodist</i>	0
<i>Presbyterian</i>	0
<i>Pentecostal</i>	0
<i>African Independent Church/African Initiated Church</i>	0
<i>Jehovah's Witness</i>	0
<i>Seventh Day Adventist</i>	0
<i>Mormon</i>	0
<i>Mennonite</i>	0
<i>Coptic Christian, Greek Orthodox, or Russian Orthodox</i>	0
<i>Quaker/Society of Friends</i>	0
<i>Congregationalist</i>	0
<i>Nondenominational church</i>	0
<i>Something else</i>	0
<i>None in particular</i>	0
<i>Just a Protestant, not further specified</i>	0
<i>Just a Christian, not further specified</i>	0
<i>DK/Refused</i>	0
Muslim	89
<i>Sunni</i>	49
<i>Shia</i>	0
<i>Ahmadiyya</i>	0
<i>Something else</i>	4
<i>None in particular</i>	4
<i>Just a Muslim, not further specified</i>	26
<i>DK/Refused</i>	5
African Traditional Religion	0
All others	0
Total	100

SOUTH AFRICA

Christian	89
<i>Catholic</i>	11
<i>Anglican/Episcopalian</i>	7
<i>Baptist</i>	3
<i>Lutheran</i>	4
<i>Methodist</i>	10
<i>Presbyterian</i>	2
<i>Pentecostal</i>	7
<i>African Independent Church/African Initiated Church</i>	30
<i>Jehovah's Witness</i>	1
<i>Seventh Day Adventist</i>	1
<i>Mormon</i>	0
<i>Mennonite</i>	0
<i>Coptic Christian, Greek Orthodox, or Russian Orthodox</i>	0
<i>Quaker/Society of Friends</i>	0
<i>Congregationalist</i>	1
<i>Dutch Reformed Church, Uniting Reformed Church</i>	9
<i>Nondenominational church</i>	0
<i>Something else</i>	2
<i>None in particular</i>	0
<i>Just a Protestant, not further specified</i>	0
<i>Just a Christian, not further specified</i>	1
<i>DK/Refused</i>	0
Muslim	2
<i>Sunni</i>	1
<i>Shia</i>	0
<i>Ahmadiyya</i>	0
<i>Something else</i>	0
<i>None in particular</i>	0
<i>Just a Muslim, not further specified</i>	0
<i>DK/Refused</i>	0
African Traditional Religion	3
All others	6
Total	100

Christian	58
<i>Catholic</i>	32
<i>Anglican/Episcopalian</i>	6
<i>Baptist</i>	1
<i>Lutheran</i>	8
<i>Methodist</i>	0
<i>Presbyterian</i>	0
<i>Pentecostal</i>	3
<i>African Independent Church/African Initiated Church</i>	3
<i>Jehovah's Witness</i>	0
<i>Seventh Day Adventist</i>	2
<i>Mormon</i>	0
<i>Mennonite</i>	0
<i>Coptic Christian, Greek Orthodox, or Russian Orthodox</i>	0
<i>Quaker/Society of Friends</i>	0
<i>Congregationalist</i>	0
<i>Nondenominational church</i>	0
<i>Something else</i>	2
<i>None in particular</i>	0
<i>Just a Protestant, not further specified</i>	0
<i>Just a Christian, not further specified</i>	0
<i>DK/Refused</i>	1
Muslim	35
<i>Sunni</i>	14
<i>Shia</i>	7
<i>Ahmadiyya</i>	5
<i>Something else</i>	0
<i>None in particular</i>	0
<i>Just a Muslim, not further specified</i>	8
<i>DK/Refused</i>	2
African Traditional Religion	5
All others	1
Total	100

UGANDA

Christian	82
<i>Catholic</i>	38
<i>Anglican/Episcopalian</i>	21
<i>Baptist</i>	1
<i>Lutheran</i>	0
<i>Methodist</i>	0
<i>Presbyterian</i>	0
<i>Pentecostal</i>	4
<i>African Independent Church/African Initiated Church</i>	0
<i>Jehovah's Witness</i>	1
<i>Seventh Day Adventist</i>	2
<i>Mormon</i>	0
<i>Mennonite</i>	0
<i>Coptic Christian, Greek Orthodox, or Russian Orthodox</i>	0
<i>Quaker/Society of Friends</i>	0
<i>Congregationalist</i>	0
<i>Nondenominational church</i>	0
<i>Something else</i>	0
<i>None in particular</i>	0
<i>Just a Protestant, not further specified</i>	2
<i>Just a Christian, not further specified</i>	13
<i>DK/Refused</i>	0
Muslim	18
<i>Sunni</i>	5
<i>Shia</i>	1
<i>Ahmadiyya</i>	0
<i>Something else</i>	0
<i>None in particular</i>	0
<i>Just a Muslim, not further specified</i>	9
<i>DK/Refused</i>	2
African Traditional Religion	0
All others	0
Total	100

Christian	98
<i>Catholic</i>	32
<i>Anglican/Episcopalian</i>	4
<i>Baptist</i>	6
<i>Lutheran</i>	0
<i>Methodist</i>	2
<i>Presbyterian</i>	2
<i>Pentecostal</i>	12
<i>African Independent Church/African Initiated Church</i>	4
<i>Jehovah's Witness</i>	9
<i>Seventh Day Adventist</i>	11
<i>Mormon</i>	0
<i>Mennonite</i>	0
<i>Coptic Christian, Greek Orthodox, or Russian Orthodox</i>	0
<i>Quaker/Society of Friends</i>	0
<i>Congregationalist</i>	0
<i>Dutch Reformed Church, Uniting Reformed Church</i>	10
<i>Nondenominational church</i>	0
<i>Something else</i>	4
<i>None in particular</i>	0
<i>Just a Protestant, not further specified</i>	0
<i>Just a Christian, not further specified</i>	0
<i>DK/Refused</i>	1
Muslim	1
<i>Sunni</i>	1
<i>Shia</i>	0
<i>Ahmadiyya</i>	0
<i>Something else</i>	0
<i>None in particular</i>	0
<i>Just a Muslim, not further specified</i>	0
<i>DK/Refused</i>	0
African Traditional Religion	0
All others	1
Total	100

ASK IF RAISED MUSLIM

Q77 And when you were a child, did you identify with any Sufi orders – such as Tijaniyya, Qadiriyya, Chistiyya, Shadhiliyya, Alawiyya, or Muridiyya – or not? **(READ LIST) (SHOW CARD) IF YES, ASK: Which ones? (INTERVIEWER INSTRUCTION: If respondent names more than one of groups in list, probe to learn which order the respondent identified with most as a child and record that response here. Record other identities in Q77b)**

RECORD RESPONSE FOR “Another order” IN Q77 (Q77=91)

Q77a [RECORD RESPONSE]

RECORD RESPONSE IF VOLUNTEERED MORE THAN ONE RESPONSE IN Q77

Q77b [RECORD RESPONSE]

	No, did not identify with Sufi orders	Yes, identify with Sufi orders								DK/Ref	Total*	N
		Tijaniyya	Qadiriyya	Chistiyya	Shadhiliyya	Alawiyya	Muridiyya	Other order	DK/Ref			
Cameroon	28	30	0	0	1	1	2	8	6	24	100	236
Chad	40	35	11	3	2	1	1	0	2	4	100	800
Djibouti	53	4	3	1	1	1	0	0	1	35	100	1453
Ethiopia	60	4	1	0	1	0	0	0	8	23	100	449
Ghana	36	25	5	0	1	2	1	0	2	29	100	328
Guinea Bissau	34	22	1	1	1	7	4	0	6	26	100	372
Kenya	47	5	3	2	2	3	3	0	3	33	100	308
Liberia	12	20	4	1	1	0	4	0	9	48	100	285
Mali	64	6	1	0	0	0	0	0	0	29	100	879
Nigeria	55	14	8	1	1	0	0	1	2	17	100	814
Senegal	6	52	5	0	0	0	33	0	1	3	100	885
Tanzania	67	2	7	0	3	0	2	0	0	18	100	530
Uganda	11	3	1	0	2	1	0	0	3	78	100	335

* Based on those raised Muslim.

Note: Due to data collection problems, results for Mozambique are not reported.

ASK ALL

Q79 Are you currently married, living with a partner, divorced, separated, widowed, or have you never been married?

		Married	Living with a partner	Divorced	Separated	Widowed	Never been married	DK/Ref	Total
Botswana	Total	22	15	1	2	2	52	5	100
	Christian	21	15	1	2	3	52	6	100
Cameroon	Total	38	8	1	4	6	43	0	100
	Christian	33	9	1	4	6	46	0	100
	Muslim	56	6	1	2	4	32	0	100
Chad	Total	55	3	2	3	4	32	0	100
	Christian	49	4	2	4	4	37	0	100
	Muslim	59	2	2	2	4	30	0	100
DR Congo	Total	41	6	5	4	6	33	6	100
	Christian	41	6	4	4	6	33	6	100
	Muslim	40	7	7	2	6	32	6	100
Djibouti	Total	63	3	3	2	2	15	13	100
	Muslim	63	3	2	1	2	15	13	100
Ethiopia	Total	43	3	4	5	7	37	0	100
	Christian	40	3	5	6	7	38	1	100
	Muslim	49	4	2	4	7	34	0	100
Ghana	Total	46	7	4	4	5	35	0	100
	Christian	44	8	4	4	4	36	0	100
	Muslim	52	5	3	3	2	35	0	100
Guinea Bissau	Total	41	11	3	5	1	38	0	100
	Christian	37	12	3	5	1	41	0	100
	Muslim	48	10	3	4	2	33	1	100
Kenya	Total	51	2	2	4	4	37	0	100
	Christian	51	2	2	4	5	37	0	100
	Muslim	52	2	2	4	3	36	1	100
Liberia	Total	43	17	1	4	3	32	0	100
	Christian	32	20	1	5	3	40	0	100
	Muslim	64	9	0	2	3	20	1	100
Mali	Total	65	3	2	1	3	23	3	100
	Muslim	65	3	1	1	3	23	3	100
Mozambique	Total	54	10	3	4	3	26	1	100
	Christian	51	10	3	4	3	28	1	100
	Muslim	49	14	2	4	2	28	0	100
Nigeria	Total	57	2	1	0	2	35	3	100
	Christian	50	3	1	0	2	42	3	100
	Muslim	62	1	1	1	2	30	3	100
Rwanda	Total	46	2	1	2	7	39	2	100
	Christian	46	2	0	2	8	39	2	100
Senegal	Total	55	0	2	1	4	36	0	100
	Muslim	59	0	3	1	4	33	0	100
South Africa	Total	39	10	2	2	7	40	0	100
	Christian	39	9	2	1	7	41	0	100
Tanzania	Total	59	11	2	5	6	18	0	100
	Christian	54	14	1	5	7	20	0	100
	Muslim	67	4	3	5	5	16	0	100
Uganda	Total	49	10	3	3	4	31	1	100
	Christian	48	9	3	3	4	32	1	100
	Muslim	59	11	4	2	3	21	1	100
Zambia	Total	47	1	4	2	6	40	1	100
	Christian	47	0	4	2	6	40	1	100

ASK IF MARRIED OR PARTNERED (Q79=1,2)

Q80 Do you and your spouse/partner have the same religion, or not? (**INTERVIEWER INSTRUCTION: if respondent indicates they have more than one spouse, specify that you are asking about first spouse.**)

		Yes	No	DK/Ref	Total*	N
Botswana	Total	91	6	3	100	373
	Christian	91	7	2	100	318
Cameroon	Total	91	9	0	100	692
	Christian	93	7	0	100	507
	Muslim	94	6	0	100	152
Chad	Total	92	8	0	100	881
	Christian	91	9	0	100	318
	Muslim	98	2	0	100	501
DR Congo	Total	68	13	20	100	721
	Christian	70	10	20	100	579
Djibouti	Total	94	4	2	100	930
	Muslim	95	3	2	100	898
Ethiopia	Total	98	2	0	100	689
	Christian	97	3	0	100	447
	Muslim	98	2	0	100	239
Ghana	Total	92	8	0	100	771
	Christian	93	7	0	100	573
	Muslim	98	2	0	100	190
Guinea Bissau	Total	94	5	1	100	528
	Christian	92	7	1	100	310
	Muslim	97	2	1	100	214
Kenya	Total	94	4	2	100	793
	Christian	94	5	2	100	608
	Muslim	97	3	1	100	182
Liberia	Total	93	7	0	100	898
	Christian	95	5	0	100	544
	Muslim	91	9	0	100	203
Mali	Total	97	2	1	100	680
	Muslim	98	1	1	100	614
Mozambique	Total	88	12	0	100	958
	Christian	88	12	0	100	577
	Muslim	88	12	0	100	209
Nigeria	Total	97	3	0	100	905
	Christian	97	3	0	100	363
	Muslim	98	2	0	100	528
Rwanda	Total	91	6	3	100	498
	Christian	92	5	3	100	460
Senegal	Total	99	1	0	100	578
	Muslim	99	1	0	100	551
South Africa	Total	83	16	1	100	672
	Christian	86	14	1	100	583
Tanzania	Total	92	7	1	100	1061
	Christian	92	7	1	100	621
	Muslim	95	4	0	100	388
Uganda	Total	89	11	0	100	637
	Christian	90	10	0	100	408
	Muslim	85	15	0	100	224
Zambia	Total	95	5	0	100	475
	Christian	95	5	0	100	463

* Based on married/partnered

ASK IF MARRIED OR PARTNERED (Q79=1,2)

Q80 Do you and your spouse/partner have the same religion, or not? (**INTERVIEWER INSTRUCTION: if respondent indicates they have more than one spouse, specify that you are asking about first spouse.**)

ASK IF SPOUSE/PARTNER DOES NOT HAVE SAME RELIGION (Q80=2)

Q81 And what is your spouse's/partner's religion, if any? (**READ LIST**) (**SHOW CARD**) (**INTERVIEWER INSTRUCTION: if respondent indicates they have more than one spouse, specify that you are asking about first spouse.**) (**INTERVIEWER INSTRUCTION: Refer to list of Christian/Muslim religions if respondent gives a specific religious group and does not know if the religious group is Christian/Muslim. If respondent names more than one of groups in list, probe to learn which group the spouse/partner identifies with most and record that response here.**)

Christian

Muslim

Ancestral, tribal, animist, or other traditional African religion

Hindu

Buddhist

Bahai

Jewish

Atheist

Agnostic

Something else (**SPECIFY**)

Nothing in particular

Don't know (**DO NOT READ**)

Refused (**DO NOT READ**)

RECORD RESPONSE FOR "SOMETHING ELSE" IN Q81 (Q81=91)

Q81a [**RECORD RESPONSE**]

ASK IF SOMETHING ELSE/DK/REF IN Q81 (Q81=91,98,99)

Q82 And is your spouse/partner a Christian, a Muslim, or neither one?

Q80/81

		Not intermarried	Christian	Muslim	Ancestral, tribal, animist, or other traditional African religion	Hindu	Buddhist	Bahai	Jewish	Atheist	Agnostic	Something else	Nothing in particular	DK/Ref	N
Botswana	Total	94	3	0	0	0	0	0	0	0	0	0	3	0	373
	Christian	93	2	0	0	0	0	0	0	0	0	0	4	0	318
Cameroon	Total	91	6	1	0	0	0	0	0	0	0	0	1	0	692
	Christian	93	4	1	0	0	0	0	0	0	1	0	1	0	507
Chad	Muslim	94	5	0	0	0	0	0	0	0	0	0	1	0	152
	Total	92	4	1	1	0	0	0	0	1	0	0	0	0	881
	Christian	91	1	3	1	0	0	1	0	2	1	0	1	0	318
DR Congo	Muslim	98	1	0	0	0	0	0	0	0	0	0	0	0	501
	Total	87	7	0	1	0	0	0	0	1	0	0	1	3	721
	Christian	90	4	0	1	0	0	0	0	1	0	0	1	3	579
Djibouti	Total	96	1	2	0	0	0	0	0	0	0	0	0	0	930
	Muslim	97	1	2	0	0	0	0	0	0	0	0	0	0	898
Ethiopia	Total	98	1	1	0	0	0	0	0	0	0	0	0	1	689
	Christian	97	1	1	0	0	0	0	0	0	0	0	0	1	447
	Muslim	98	0	0	0	0	0	0	0	0	0	0	0	1	239
Ghana	Total	92	6	1	1	0	0	0	0	0	0	0	1	0	771
	Christian	93	4	1	1	0	0	0	0	0	0	0	1	0	573
	Muslim	98	1	1	0	0	0	0	0	0	0	0	0	0	190
Guinea Bissau	Total	95	2	2	0	0	0	0	0	0	0	0	0	0	528
	Christian	93	3	3	1	0	0	0	0	0	0	0	0	0	310
	Muslim	98	2	1	0	0	0	0	0	0	0	0	0	0	214
Kenya	Total	96	2	0	1	0	0	0	0	0	0	0	0	1	793
	Christian	95	2	0	1	0	0	0	0	0	0	0	0	1	608
	Muslim	97	1	0	0	0	0	0	0	0	0	0	0	2	182
Liberia	Total	93	4	3	0	0	0	0	0	0	0	0	0	0	898
	Christian	95	3	1	0	0	0	0	0	0	0	0	0	0	544
	Muslim	91	6	3	0	0	0	0	0	0	0	0	0	0	203
Mali	Total	98	0	1	0	0	0	0	0	0	0	0	0	1	680
	Muslim	99	0	0	0	0	0	0	0	0	0	0	0	1	614
Mozambique	Total	88	5	7	0	0	0	0	0	0	0	0	0	0	958
	Christian	88	6	7	0	0	0	0	0	0	0	0	0	0	577
	Muslim	88	3	9	0	0	0	0	0	0	0	0	0	0	209
Nigeria	Total	97	1	1	0	0	0	0	0	0	0	0	1	0	905
	Christian	97	0	2	0	0	0	0	0	0	0	0	1	0	363
	Muslim	98	2	0	0	0	0	0	0	0	0	0	0	0	528
Rwanda	Total	94	5	1	0	0	0	0	0	0	0	0	0	1	498
	Christian	95	4	1	0	0	0	0	0	0	0	0	0	1	460

Q80/81 CONT...

		Not intermarried	Christian	Muslim	Ancestral, tribal, animist, or other traditional African religion	Hindu	Buddhist	Bahai	Jewish	Atheist	Agnostic	Something else	Nothing in particular	DK/Ref	N
Senegal	Total	99	0	0	0	0	0	0	0	0	0	0	0	0	578
	Muslim	99	0	0	0	0	0	0	0	0	0	0	0	0	551
South Africa	Total	84	8	0	1	0	0	0	0	1	0	0	6	0	672
	Christian	86	5	0	1	0	0	0	0	1	0	0	7	0	583
Tanzania	Total	93	3	3	1	0	0	0	0	0	0	0	0	0	1061
	Christian	93	0	4	1	0	0	0	0	0	0	0	0	0	621
	Muslim	96	4	0	0	0	0	0	0	0	0	0	0	0	388
Uganda	Total	89	3	7	0	0	0	0	0	0	0	0	0	0	637
	Christian	90	1	8	0	0	0	0	0	0	0	0	0	0	408
	Muslim	85	15	0	0	0	0	0	0	0	0	0	0	0	224
Zambia	Total	95	3	0	0	0	0	0	0	0	0	0	1	1	475
	Christian	95	2	0	0	0	0	0	0	0	0	0	1	1	463

Note: Based on married/partnered.

ASK ALL

Q83 And do you have any other immediate family members, such as children, siblings, or parents, who are (INSERT)?

a. Christian?

		Yes	No	DK/Refused	Total
Botswana	Total	98	2	0	100
	Christian	99	1	0	100
Cameroon	Total	88	11	0	100
	Christian	100	0	0	100
	Muslim	34	65	0	100
Chad	Total	53	47	0	100
	Christian	100	0	0	100
	Muslim	16	84	0	100
DR Congo	Total	89	5	5	100
	Christian	94	1	5	100
	Muslim	62	32	7	100
Djibouti	Total	8	87	5	100
	Muslim	6	88	5	100
Ethiopia	Total	74	26	0	100
	Christian	98	2	0	100
	Muslim	17	82	0	100
Ghana	Total	89	10	1	100
	Christian	98	2	1	100
	Muslim	22	76	2	100
Guinea Bissau	Total	69	28	3	100
	Christian	97	2	0	100
	Muslim	24	68	8	100
Kenya	Total	91	9	0	100
	Christian	99	1	0	100
	Muslim	29	71	0	100
Liberia	Total	82	17	2	100
	Christian	97	3	0	100
	Muslim	38	58	4	100
Mali	Total	23	75	3	100
	Muslim	16	81	3	100
Mozambique	Total	85	14	0	100
	Christian	85	15	0	100
	Muslim	93	7	1	100
Nigeria	Total	60	38	2	100
	Christian	96	4	1	100
	Muslim	29	68	3	100
Rwanda	Total	94	4	2	100
	Christian	96	2	1	100
Senegal	Total	26	74	0	100
	Muslim	18	82	0	100
South Africa	Total	94	5	0	100
	Christian	99	1	0	100
Tanzania	Total	75	25	0	100
	Christian	96	4	0	100
	Muslim	39	61	0	100
Uganda	Total	86	14	0	100
	Christian	89	11	0	100
	Muslim	66	33	0	100
Zambia	Total	99	1	0	100
	Christian	99	0	0	100

ASK ALL

Q83 And do you have any other immediate family members, such as children, siblings, or parents, who are (INSERT)?

b. Muslim?

		Yes	No	DK/Refused	Total
Botswana	Total	11	82	7	100
	Christian	10	82	8	100
Cameroon	Total	32	68	0	100
	Christian	19	81	0	100
	Muslim	98	2	0	100
Chad	Total	66	34	0	100
	Christian	28	72	0	100
	Muslim	99	1	0	100
DR Congo	Total	24	61	15	100
	Christian	16	67	17	100
	Muslim	82	12	6	100
Djibouti	Total	93	6	2	100
	Muslim	94	4	2	100
Ethiopia	Total	35	65	0	100
	Christian	8	91	0	100
	Muslim	96	3	0	100
Ghana	Total	22	76	3	100
	Christian	13	84	3	100
	Muslim	94	6	1	100
Guinea Bissau	Total	49	46	5	100
	Christian	20	72	8	100
	Muslim	95	4	1	100
Kenya	Total	20	78	2	100
	Christian	10	88	2	100
	Muslim	94	6	0	100
Liberia	Total	33	62	5	100
	Christian	16	78	6	100
	Muslim	90	9	0	100
Mali	Total	92	7	1	100
	Muslim	97	2	1	100
Mozambique	Total	42	56	2	100
	Christian	43	56	2	100
	Muslim	33	65	2	100
Nigeria	Total	63	35	2	100
	Christian	30	68	2	100
	Muslim	92	6	2	100
Rwanda	Total	33	65	2	100
	Christian	30	68	2	100
Senegal	Total	93	7	0	100
	Muslim	98	2	0	100
South Africa	Total	5	93	2	100
	Christian	4	95	2	100
Tanzania	Total	51	49	0	100
	Christian	27	73	0	100
	Muslim	95	5	0	100
Uganda	Total	39	59	2	100
	Christian	32	66	2	100
	Muslim	87	12	1	100
Zambia	Total	8	89	2	100
	Christian	7	90	2	100

ASK ALL

Q83 And do you have any other immediate family members, such as children, siblings, or parents, who are (INSERT)?

c. part of an ancestral, tribal, animist, or other traditional African religion?

		Yes	No	DK/Refused	Total
Botswana	Total	48	40	11	100
	Christian	45	42	12	100
Cameroon	Total	28	69	3	100
	Christian	28	69	4	100
	Muslim	17	82	1	100
Chad	Total	34	65	0	100
	Christian	38	61	1	100
	Muslim	26	74	0	100
DR Congo	Total	18	58	24	100
	Christian	14	61	25	100
	Muslim	16	61	23	100
Djibouti	Total	7	69	24	100
	Muslim	7	69	24	100
Ethiopia	Total	8	90	2	100
	Christian	9	89	2	100
	Muslim	4	93	3	100
Ghana	Total	28	65	7	100
	Christian	25	68	7	100
	Muslim	24	71	5	100
Guinea Bissau	Total	33	56	12	100
	Christian	38	50	12	100
	Muslim	23	65	12	100
Kenya	Total	17	77	6	100
	Christian	18	75	7	100
	Muslim	8	90	2	100
Liberia	Total	27	60	13	100
	Christian	16	70	14	100
	Muslim	23	61	16	100
Mali	Total	25	62	13	100
	Muslim	24	63	13	100
Mozambique	Total	19	71	10	100
	Christian	19	70	11	100
	Muslim	17	75	8	100
Nigeria	Total	14	79	6	100
	Christian	16	77	7	100
	Muslim	11	82	6	100
Rwanda	Total	4	85	11	100
	Christian	3	86	11	100
Senegal	Total	7	86	7	100
	Muslim	6	87	8	100
South Africa	Total	41	54	4	100
	Christian	39	56	5	100
Tanzania	Total	21	77	2	100
	Christian	19	79	2	100
	Muslim	20	79	1	100
Uganda	Total	20	69	11	100
	Christian	19	70	11	100
	Muslim	20	69	11	100
Zambia	Total	13	75	12	100
	Christian	13	75	12	100

ASK ALL

Q84 Do you think there is a natural conflict between being a devout religious person and living in a modern society, or don't you think so?

		Yes, there is conflict	No, don't think so	DK/Refused	Total
Botswana	Total	47	36	17	100
	Christian	50	34	16	100
Cameroon	Total	44	51	5	100
	Christian	44	52	4	100
	Muslim	47	47	6	100
Chad	Total	53	45	2	100
	Christian	48	50	2	100
	Muslim	59	39	2	100
DR Congo	Total	34	36	30	100
	Christian	36	36	28	100
	Muslim	30	39	31	100
Djibouti	Total	40	44	16	100
	Muslim	40	44	15	100
Ethiopia	Total	45	50	6	100
	Christian	45	50	5	100
	Muslim	44	49	7	100
Ghana	Total	30	57	13	100
	Christian	32	56	12	100
	Muslim	31	54	15	100
Guinea Bissau	Total	43	38	19	100
	Christian	47	36	18	100
	Muslim	37	42	21	100
Kenya	Total	57	34	9	100
	Christian	58	33	9	100
	Muslim	54	40	6	100
Liberia	Total	36	43	21	100
	Christian	40	45	15	100
	Muslim	35	45	20	100
Mali	Total	16	53	32	100
	Muslim	16	52	33	100
Mozambique	Total	33	52	14	100
	Christian	33	52	15	100
	Muslim	36	51	13	100
Nigeria	Total	35	55	10	100
	Christian	32	59	9	100
	Muslim	38	51	11	100
Rwanda	Total	41	44	16	100
	Christian	42	44	15	100
Senegal	Total	20	62	18	100
	Muslim	20	62	18	100
South Africa	Total	28	48	24	100
	Christian	29	49	22	100
Tanzania	Total	46	47	6	100
	Christian	48	46	6	100
	Muslim	47	50	4	100
Uganda	Total	33	53	14	100
	Christian	33	53	14	100
	Muslim	36	51	13	100
Zambia	Total	47	40	13	100
	Christian	47	40	13	100

ASK ALL

Q85 Next, I'm going to read some behaviors. For each, please tell me whether you personally believe that it is morally acceptable, morally wrong, or is it not a moral issue? **(READ LIST) (SHOW CARD)**

a. Divorce

		Morally acceptable	Morally wrong	Not a moral issue	(VOL) Depends on the situation	DK/Refused	Total
Botswana	Total	11	74	3	11	1	100
	Christian	11	73	4	11	1	100
Cameroon	Total	30	52	12	5	0	100
	Christian	29	55	11	5	0	100
	Muslim	34	40	17	9	1	100
Chad	Total	45	34	14	7	0	100
	Christian	45	39	11	5	0	100
	Muslim	45	31	16	8	0	100
DR Congo	Total	13	59	5	18	5	100
	Christian	11	61	5	18	5	100
	Muslim	21	55	7	15	2	100
Djibouti	Total	36	51	8	4	1	100
	Muslim	36	51	8	4	1	100
Ethiopia	Total	6	73	11	9	0	100
	Christian	7	74	11	9	0	100
	Muslim	5	71	13	11	0	100
Ghana	Total	9	69	4	17	0	100
	Christian	8	74	4	14	0	100
	Muslim	16	51	5	27	1	100
Guinea Bissau	Total	42	45	6	6	1	100
	Christian	43	44	6	6	1	100
	Muslim	40	47	6	6	1	100
Kenya	Total	9	72	4	15	0	100
	Christian	7	75	4	15	0	100
	Muslim	27	52	6	14	0	100
Liberia	Total	17	75	2	5	1	100
	Christian	14	79	1	4	1	100
	Muslim	19	72	1	8	1	100
Mali	Total	10	70	6	14	0	100
	Muslim	10	71	6	13	0	100
Mozambique	Total	22	66	3	9	0	100
	Christian	21	66	3	9	0	100
	Muslim	24	67	3	6	0	100
Nigeria	Total	29	59	5	7	0	100
	Christian	11	79	6	4	0	100
	Muslim	46	41	3	8	1	100
Rwanda	Total	12	79	7	3	0	100
	Christian	12	79	7	2	0	100
Senegal	Total	49	35	4	12	0	100
	Muslim	50	34	3	13	0	100
South Africa	Total	9	66	10	14	1	100
	Christian	9	67	10	13	1	100
Tanzania	Total	37	53	5	3	1	100
	Christian	26	63	6	3	1	100
	Muslim	55	38	4	3	1	100
Uganda	Total	21	68	3	8	0	100
	Christian	20	69	3	8	0	100
	Muslim	23	67	3	7	0	100
Zambia	Total	8	81	4	7	0	100
	Christian	8	81	4	7	0	100

ASK ALL

Q85 Next, I'm going to read some behaviors. For each, please tell me whether you personally believe that it is morally acceptable, morally wrong, or is it not a moral issue? **(READ LIST) (SHOW CARD)**

b. Prostitution

		Morally acceptable	Morally wrong	Not a moral issue	(VOL) Depends on the situation	DK/Refused	Total
Botswana	Total	1	90	5	3	1	100
	Christian	1	91	5	4	1	100
Cameroon	Total	2	94	3	1	0	100
	Christian	1	94	3	1	0	100
	Muslim	3	93	3	1	0	100
Chad	Total	11	72	11	5	0	100
	Christian	12	72	10	7	0	100
	Muslim	10	75	12	4	0	100
DR Congo	Total	4	85	3	3	5	100
	Christian	3	85	3	3	5	100
	Muslim	9	81	4	3	3	100
Djibouti	Total	6	79	10	2	3	100
	Muslim	5	80	10	2	3	100
Ethiopia	Total	1	93	5	1	0	100
	Christian	1	94	4	1	0	100
	Muslim	1	92	6	1	0	100
Ghana	Total	2	96	1	1	0	100
	Christian	2	95	1	1	0	100
	Muslim	0	98	1	0	0	100
Guinea Bissau	Total	8	72	12	7	1	100
	Christian	6	72	13	7	1	100
	Muslim	9	73	10	6	1	100
Kenya	Total	0	97	1	1	0	100
	Christian	1	97	1	1	0	100
	Muslim	0	97	1	2	0	100
Liberia	Total	5	90	1	2	1	100
	Christian	5	91	1	2	0	100
	Muslim	6	91	1	2	0	100
Mali	Total	1	88	8	3	0	100
	Muslim	0	90	7	2	0	100
Mozambique	Total	7	84	6	2	0	100
	Christian	8	84	5	3	0	100
	Muslim	7	84	6	2	1	100
Nigeria	Total	1	95	2	1	1	100
	Christian	1	96	2	1	0	100
	Muslim	1	94	3	1	1	100
Rwanda	Total	4	89	6	1	0	100
	Christian	4	89	7	1	0	100
Senegal	Total	1	89	7	3	0	100
	Muslim	1	91	7	2	0	100
South Africa	Total	3	89	6	1	1	100
	Christian	2	90	6	1	1	100
Tanzania	Total	1	92	7	1	0	100
	Christian	1	92	7	0	0	100
	Muslim	1	92	6	1	0	100
Uganda	Total	7	85	5	3	0	100
	Christian	7	84	5	3	1	100
	Muslim	8	85	5	2	0	100
Zambia	Total	1	96	2	1	0	100
	Christian	1	96	2	0	0	100

ASK ALL

Q85 Next, I'm going to read some behaviors. For each, please tell me whether you personally believe that it is morally acceptable, morally wrong, or is it not a moral issue? **(READ LIST) (SHOW CARD)**

c. Euthanasia – ending the life of the incurably sick

		Morally acceptable	Morally wrong	Not a moral issue	(VOL) Depends on the situation	DK/Refused	Total
Botswana	Total	3	77	7	12	2	100
	Christian	3	77	7	11	2	100
Cameroon	Total	6	86	4	2	1	100
	Christian	7	85	4	3	1	100
	Muslim	3	93	1	1	2	100
Chad	Total	8	84	4	3	0	100
	Christian	6	86	5	4	0	100
	Muslim	8	87	3	2	0	100
DR Congo	Total	7	66	10	10	7	100
	Christian	6	67	9	10	7	100
	Muslim	14	61	11	10	4	100
Djibouti	Total	8	71	11	5	4	100
	Muslim	8	72	11	5	4	100
Ethiopia	Total	2	86	8	2	1	100
	Christian	3	86	8	3	2	100
	Muslim	2	88	7	2	1	100
Ghana	Total	5	76	10	7	2	100
	Christian	5	77	10	7	2	100
	Muslim	2	73	15	8	3	100
Guinea Bissau	Total	14	60	13	9	4	100
	Christian	15	57	15	10	3	100
	Muslim	12	65	9	9	5	100
Kenya	Total	1	86	5	7	1	100
	Christian	1	85	5	7	1	100
	Muslim	1	91	3	4	0	100
Liberia	Total	4	86	4	3	3	100
	Christian	3	91	3	1	1	100
	Muslim	6	80	4	6	4	100
Mali	Total	4	79	6	8	3	100
	Muslim	3	80	6	7	4	100
Mozambique	Total	12	74	7	3	3	100
	Christian	12	74	7	3	3	100
	Muslim	13	74	8	4	2	100
Nigeria	Total	2	82	10	4	2	100
	Christian	2	84	10	2	2	100
	Muslim	2	80	11	5	3	100
Rwanda	Total	4	85	7	2	1	100
	Christian	4	85	7	2	1	100
Senegal	Total	2	87	6	4	0	100
	Muslim	2	88	5	4	0	100
South Africa	Total	4	78	9	5	5	100
	Christian	3	79	8	5	5	100
Tanzania	Total	1	91	6	1	0	100
	Christian	1	91	7	1	0	100
	Muslim	2	92	5	1	0	100
Uganda	Total	12	75	7	4	3	100
	Christian	12	76	7	4	2	100
	Muslim	14	74	6	3	3	100
Zambia	Total	3	85	5	3	4	100
	Christian	3	85	5	3	4	100

ASK ALL

Q85 Next, I'm going to read some behaviors. For each, please tell me whether you personally believe that it is morally acceptable, morally wrong, or is it not a moral issue? **(READ LIST) (SHOW CARD)**

d. Suicide

		Morally acceptable	Morally wrong	Not a moral issue	(VOL) Depends on the situation	DK/Refused	Total
Botswana	Total	1	86	7	4	2	100
	Christian	1	85	7	5	2	100
Cameroon	Total	1	97	1	1	0	100
	Christian	1	96	2	1	0	100
Chad	Total	5	91	2	2	0	100
	Christian	6	89	2	3	0	100
	Muslim	4	93	2	1	0	100
DR Congo	Total	6	76	6	7	6	100
	Christian	6	78	5	6	6	100
	Muslim	11	66	7	11	4	100
Djibouti	Total	5	80	11	2	2	100
	Muslim	5	80	11	2	2	100
Ethiopia	Total	1	91	7	1	0	100
	Christian	0	92	6	1	0	100
	Muslim	1	89	7	3	0	100
Ghana	Total	2	91	5	3	0	100
	Christian	2	91	4	3	0	100
	Muslim	1	89	8	2	0	100
Guinea Bissau	Total	15	61	13	7	5	100
	Christian	16	58	13	7	5	100
	Muslim	13	65	12	6	5	100
Kenya	Total	0	96	2	1	0	100
	Christian	0	96	3	1	0	100
	Muslim	0	97	1	1	0	100
Liberia	Total	3	90	4	2	1	100
	Christian	2	93	4	1	0	100
	Muslim	6	86	3	4	0	100
Mali	Total	1	87	6	6	1	100
	Muslim	0	88	6	6	1	100
Mozambique	Total	8	79	8	4	1	100
	Christian	9	79	8	4	1	100
	Muslim	10	78	7	4	1	100
Nigeria	Total	1	91	5	1	1	100
	Christian	2	91	5	1	1	100
	Muslim	1	91	5	2	1	100
Rwanda	Total	5	87	6	1	1	100
	Christian	6	86	7	1	1	100
Senegal	Total	0	94	5	1	0	100
	Muslim	0	94	5	1	0	100
South Africa	Total	1	89	6	3	1	100
	Christian	1	89	6	3	1	100
Tanzania	Total	1	91	8	1	0	100
	Christian	1	91	8	1	0	100
	Muslim	1	91	7	0	0	100
Uganda	Total	9	79	8	4	1	100
	Christian	8	78	8	4	1	100
	Muslim	10	80	7	2	0	100
Zambia	Total	0	97	3	0	0	100
	Christian	0	97	3	0	0	100

ASK ALL

Q85 Next, I'm going to read some behaviors. For each, please tell me whether you personally believe that it is morally acceptable, morally wrong, or is it not a moral issue? **(READ LIST) (SHOW CARD)**

e. Drinking alcohol

		Morally acceptable	Morally wrong	Not a moral issue	(VOL) Depends on the situation	DK/Refused	Total
Botswana	Total	8	65	18	7	2	100
	Christian	8	68	16	7	2	100
Cameroon	Total	33	39	21	6	1	100
	Christian	37	32	24	6	1	100
	Muslim	9	80	8	3	0	100
Chad	Total	36	38	21	5	0	100
	Christian	50	22	21	6	0	100
	Muslim	23	53	20	4	0	100
DR Congo	Total	16	55	11	13	5	100
	Christian	12	59	11	13	6	100
	Muslim	17	53	14	13	3	100
Djibouti	Total	5	77	12	3	2	100
	Muslim	5	79	12	3	2	100
Ethiopia	Total	4	70	20	6	0	100
	Christian	5	63	24	8	0	100
	Muslim	1	87	11	1	0	100
Ghana	Total	7	77	10	6	0	100
	Christian	8	76	10	6	0	100
	Muslim	1	93	4	2	0	100
Guinea Bissau	Total	13	65	13	6	3	100
	Christian	17	61	12	7	3	100
	Muslim	6	72	16	5	1	100
Kenya	Total	5	69	17	9	0	100
	Christian	6	66	18	10	0	100
	Muslim	3	86	9	2	0	100
Liberia	Total	17	72	6	5	1	100
	Christian	16	74	5	5	0	100
	Muslim	10	85	2	3	0	100
Mali	Total	8	74	13	5	1	100
	Muslim	6	77	11	5	1	100
Mozambique	Total	17	63	11	6	1	100
	Christian	17	62	12	8	1	100
	Muslim	20	64	10	5	1	100
Nigeria	Total	8	81	9	2	1	100
	Christian	12	73	12	3	1	100
	Muslim	4	89	5	1	1	100
Rwanda	Total	20	68	8	4	0	100
	Christian	20	68	9	4	0	100
Senegal	Total	11	77	8	4	0	100
	Muslim	4	85	8	3	0	100
South Africa	Total	13	61	19	6	1	100
	Christian	11	62	19	6	1	100
Tanzania	Total	7	77	12	4	1	100
	Christian	9	75	12	4	0	100
	Muslim	2	84	10	3	1	100
Uganda	Total	18	63	11	7	1	100
	Christian	19	61	12	7	1	100
	Muslim	12	78	7	2	1	100
Zambia	Total	13	67	14	5	1	100
	Christian	13	67	14	5	1	100

ASK ALL

Q85 Next, I'm going to read some behaviors. For each, please tell me whether you personally believe that it is morally acceptable, morally wrong, or is it not a moral issue? **(READ LIST) (SHOW CARD)**

f. Sex between people who are not married to each other

		Morally acceptable	Morally wrong	Not a moral issue	(VOL) Depends on the situation	DK/Refused	Total
Botswana	Total	5	65	17	9	4	100
	Christian	4	67	16	9	4	100
Cameroon	Total	24	55	16	4	0	100
	Christian	27	52	15	5	0	100
	Muslim	7	74	17	3	0	100
Chad	Total	26	53	15	6	0	100
	Christian	31	45	15	8	0	100
	Muslim	18	63	15	5	0	100
DR Congo	Total	7	75	4	9	5	100
	Christian	4	78	4	9	5	100
	Muslim	12	72	6	10	1	100
Djibouti	Total	8	74	12	3	3	100
	Muslim	8	75	12	3	3	100
Ethiopia	Total	3	75	16	6	0	100
	Christian	3	74	15	7	0	100
	Muslim	2	77	16	4	0	100
Ghana	Total	6	88	3	4	0	100
	Christian	6	87	3	3	0	100
	Muslim	3	93	2	3	0	100
Guinea Bissau	Total	23	51	9	14	2	100
	Christian	26	44	9	17	3	100
	Muslim	19	63	9	9	1	100
Kenya	Total	2	86	4	8	0	100
	Christian	2	85	4	9	0	100
	Muslim	3	89	4	4	0	100
Liberia	Total	11	80	3	5	1	100
	Christian	10	82	3	4	1	100
	Muslim	12	81	2	5	0	100
Mali	Total	9	78	10	3	1	100
	Muslim	9	78	9	3	1	100
Mozambique	Total	16	68	8	7	1	100
	Christian	17	67	8	7	1	100
	Muslim	15	70	7	7	1	100
Nigeria	Total	5	87	5	3	1	100
	Christian	3	86	6	4	0	100
	Muslim	7	87	4	2	1	100
Rwanda	Total	6	84	7	3	0	100
	Christian	6	84	8	2	0	100
Senegal	Total	6	82	9	3	0	100
	Muslim	4	85	9	2	0	100
South Africa	Total	10	69	13	5	2	100
	Christian	9	71	13	5	2	100
Tanzania	Total	3	87	8	2	1	100
	Christian	2	87	9	1	0	100
	Muslim	3	87	7	1	1	100
Uganda	Total	17	69	7	7	1	100
	Christian	16	69	7	7	1	100
	Muslim	18	66	9	6	0	100
Zambia	Total	1	96	2	1	0	100
	Christian	1	96	2	1	0	100

ASK ALL

Q85 Next, I'm going to read some behaviors. For each, please tell me whether you personally believe that it is morally acceptable, morally wrong, or is it not a moral issue? **(READ LIST) (SHOW CARD)**

g. Polygamy – having more than one wife

		Morally acceptable	Morally wrong	Not a moral issue	(VOL) Depends on the situation	DK/Refused	Total
Botswana	Total	3	83	6	4	4	100
	Christian	3	83	6	4	4	100
Cameroon	Total	38	42	17	3	0	100
	Christian	31	49	16	3	0	100
	Muslim	67	12	18	3	0	100
Chad	Total	51	22	20	7	0	100
	Christian	45	33	12	9	0	100
	Muslim	53	16	26	5	0	100
DR Congo	Total	18	57	6	13	6	100
	Christian	8	65	6	14	7	100
	Muslim	58	20	6	14	2	100
Djibouti	Total	45	34	10	8	2	100
	Muslim	47	34	10	8	2	100
Ethiopia	Total	12	73	9	6	0	100
	Christian	1	88	8	3	0	100
	Muslim	38	39	10	13	0	100
Ghana	Total	18	69	5	7	1	100
	Christian	10	78	4	7	1	100
	Muslim	59	15	17	9	0	100
Guinea Bissau	Total	17	53	13	7	10	100
	Christian	17	52	14	7	10	100
	Muslim	19	53	12	6	10	100
Kenya	Total	14	62	14	10	1	100
	Christian	9	67	14	10	1	100
	Muslim	53	30	12	5	0	100
Liberia	Total	20	69	5	5	1	100
	Christian	10	82	3	4	1	100
	Muslim	40	45	8	8	0	100
Mali	Total	69	15	8	6	1	100
	Muslim	74	11	8	7	1	100
Mozambique	Total	28	56	6	9	1	100
	Christian	28	55	6	9	1	100
	Muslim	26	59	5	9	2	100
Nigeria	Total	37	47	10	5	1	100
	Christian	9	76	11	4	0	100
	Muslim	63	23	9	5	1	100
Rwanda	Total	7	85	6	1	0	100
	Christian	5	88	6	1	0	100
Senegal	Total	79	14	3	4	0	100
	Muslim	86	8	1	4	0	100
South Africa	Total	11	75	8	4	2	100
	Christian	9	78	7	4	2	100
Tanzania	Total	31	57	8	4	0	100
	Christian	11	75	10	4	0	100
	Muslim	63	29	4	3	0	100
Uganda	Total	22	61	7	9	1	100
	Christian	18	65	7	9	1	100
	Muslim	49	39	4	8	0	100
Zambia	Total	6	86	5	4	0	100
	Christian	5	87	5	3	0	100

ASK ALL

Q85 Next, I'm going to read some behaviors. For each, please tell me whether you personally believe that it is morally acceptable, morally wrong, or is it not a moral issue? **(READ LIST) (SHOW CARD)**

h. Having an abortion

		Morally acceptable	Morally wrong	Not a moral issue	(VOL) Depends on the situation	DK/Refused	Total
Botswana	Total	2	75	5	15	4	100
	Christian	2	75	5	14	3	100
Cameroon	Total	2	95	1	2	0	100
	Christian	2	95	2	1	0	100
	Muslim	2	95	1	2	0	100
Chad	Total	3	86	4	6	0	100
	Christian	2	87	3	7	0	100
	Muslim	5	86	4	5	0	100
DR Congo	Total	5	76	4	9	6	100
	Christian	4	76	4	9	7	100
	Muslim	10	78	3	6	4	100
Djibouti	Total	9	72	11	5	3	100
	Muslim	9	72	11	5	3	100
Ethiopia	Total	1	87	5	7	0	100
	Christian	2	85	5	8	0	100
	Muslim	0	91	5	4	0	100
Ghana	Total	3	89	2	6	0	100
	Christian	3	89	2	6	0	100
	Muslim	1	91	1	7	0	100
Guinea Bissau	Total	7	72	11	8	2	100
	Christian	8	70	11	9	2	100
	Muslim	5	76	11	6	2	100
Kenya	Total	1	91	1	7	0	100
	Christian	1	91	1	7	0	100
	Muslim	0	92	0	7	0	100
Liberia	Total	6	88	2	3	2	100
	Christian	6	88	2	3	1	100
	Muslim	6	88	3	1	2	100
Mali	Total	1	91	5	2	0	100
	Muslim	1	92	4	2	0	100
Mozambique	Total	13	76	6	5	1	100
	Christian	13	76	6	4	0	100
	Muslim	13	75	5	5	1	100
Nigeria	Total	2	92	3	3	0	100
	Christian	1	93	3	3	0	100
	Muslim	3	91	2	4	1	100
Rwanda	Total	4	88	6	2	0	100
	Christian	4	88	6	2	0	100
Senegal	Total	1	87	6	6	0	100
	Muslim	1	87	5	6	0	100
South Africa	Total	2	86	5	5	2	100
	Christian	2	86	5	5	1	100
Tanzania	Total	1	92	6	1	0	100
	Christian	1	91	7	1	0	100
	Muslim	0	94	5	1	1	100
Uganda	Total	12	76	6	6	0	100
	Christian	12	76	6	6	0	100
	Muslim	15	75	5	4	1	100
Zambia	Total	0	95	1	4	0	100
	Christian	0	95	1	3	0	100

ASK ALL

Q85 Next, I'm going to read some behaviors. For each, please tell me whether you personally believe that it is morally acceptable, morally wrong, or is it not a moral issue? **(READ LIST) (SHOW CARD)**

i. Homosexual behavior

		Morally acceptable	Morally wrong	Not a moral issue	(VOL) Depends on the situation	DK/Refused	Total
Botswana	Total	2	83	7	3	6	100
	Christian	2	82	7	3	5	100
Cameroon	Total	0	98	1	0	0	100
	Christian	0	98	1	0	0	100
	Muslim	0	99	0	0	0	100
Chad	Total	2	91	5	2	1	100
	Christian	2	89	5	2	1	100
	Muslim	2	92	4	1	1	100
DR Congo	Total	4	83	4	2	6	100
	Christian	4	84	4	3	5	100
	Muslim	3	87	3	1	5	100
Djibouti	Total	6	79	9	1	4	100
	Muslim	6	80	9	1	3	100
Ethiopia	Total	0	96	3	0	0	100
	Christian	0	96	3	0	0	100
	Muslim	0	98	2	0	0	100
Ghana	Total	2	96	1	0	0	100
	Christian	3	96	1	0	0	100
	Muslim	1	97	0	1	0	100
Guinea Bissau	Total	9	69	15	5	3	100
	Christian	11	67	15	4	4	100
	Muslim	6	71	14	6	3	100
Kenya	Total	1	98	1	0	0	100
	Christian	1	98	1	0	0	100
	Muslim	2	96	1	0	1	100
Liberia	Total	6	90	2	0	1	100
	Christian	6	91	2	0	1	100
	Muslim	6	90	3	0	1	100
Mali	Total	1	91	6	1	1	100
	Muslim	1	91	6	1	2	100
Mozambique	Total	11	80	5	3	0	100
	Christian	11	80	6	3	0	100
	Muslim	11	79	5	4	1	100
Nigeria	Total	1	95	3	1	1	100
	Christian	1	95	4	0	1	100
	Muslim	1	94	2	1	1	100
Rwanda	Total	4	89	6	1	0	100
	Christian	4	88	6	0	1	100
Senegal	Total	1	89	10	0	0	100
	Muslim	1	90	9	0	0	100
South Africa	Total	3	86	6	2	3	100
	Christian	3	87	6	2	3	100
Tanzania	Total	1	91	6	1	1	100
	Christian	1	91	7	0	1	100
	Muslim	1	91	6	1	1	100
Uganda	Total	11	79	5	4	0	100
	Christian	11	80	5	4	0	100
	Muslim	12	77	6	3	1	100
Zambia	Total	1	98	1	0	0	100
	Christian	1	98	1	0	0	100

Just a few more questions...**ASK ALL**

Q86 How concerned, if at all, are you about extremist religious groups in our country these days? Are you very concerned, somewhat concerned, not too concerned or not at all concerned about extremist religious groups in our country these days?

		Very concerned	Somewhat concerned	Not too concerned	Not at all concerned	DK/Ref	Total
Botswana	Total	32	16	19	22	10	100
	Christian	36	17	21	18	9	100
Cameroon	Total	27	17	14	33	8	100
	Christian	27	18	15	34	7	100
	Muslim	29	16	10	31	15	100
Chad	Total	39	22	20	19	0	100
	Christian	37	24	20	20	0	100
	Muslim	40	21	22	18	0	100
DR Congo	Total	29	18	13	22	18	100
	Christian	31	19	12	19	18	100
	Muslim	22	17	17	32	13	100
Djibouti	Total	36	13	12	29	10	100
	Muslim	35	14	12	29	10	100
Ethiopia	Total	38	23	17	20	2	100
	Christian	42	24	16	17	1	100
	Muslim	30	22	19	26	2	100
Ghana	Total	41	26	12	12	8	100
	Christian	42	27	12	11	8	100
	Muslim	48	14	13	17	8	100
Guinea Bissau	Total	66	11	8	10	6	100
	Christian	69	10	7	10	4	100
	Muslim	61	11	9	10	8	100
Kenya	Total	29	29	19	18	6	100
	Christian	29	29	19	18	6	100
	Muslim	28	29	22	18	4	100
Liberia	Total	38	14	10	15	22	100
	Christian	45	16	10	13	16	100
	Muslim	31	15	9	16	29	100
Mali	Total	16	12	11	44	17	100
	Muslim	17	11	11	44	17	100
Mozambique	Total	25	26	19	22	8	100
	Christian	25	25	18	23	9	100
	Muslim	25	27	20	19	9	100
Nigeria	Total	23	27	20	25	5	100
	Christian	22	28	19	26	5	100
	Muslim	25	25	22	24	4	100
Rwanda	Total	46	10	10	20	15	100
	Christian	47	9	10	20	15	100
Senegal	Total	11	9	17	54	9	100
	Muslim	11	10	17	53	9	100
South Africa	Total	28	17	20	25	10	100
	Christian	30	18	20	23	9	100
Tanzania	Total	30	17	8	42	3	100
	Christian	30	17	8	41	3	100
	Muslim	29	17	10	43	2	100
Uganda	Total	23	28	19	21	9	100
	Christian	23	28	18	22	9	100
	Muslim	24	30	22	15	9	100
Zambia	Total	45	16	11	19	10	100
	Christian	45	16	11	19	10	100

ASK ALL

Q86 How concerned, if at all, are you about extremist religious groups in our country these days? Are you very concerned, somewhat concerned, not too concerned or not at all concerned about extremist religious groups in our country these days?

ASK IF VERY/SOMEWHAT CONCERNED (Q86=1,2)

Q87 And are you mostly concerned about Muslim extremist groups or Christian extremist groups?

		Very/somewhat concerned					Not too/Not at all concerned	DK/Ref	Total
		Mostly concerned about Muslim extremist groups	Mostly concerned about Christian extremist groups	(VOL) Both	(VOL) Neither/Other	DK/Ref			
Botswana	Total	21	17	7	1	2	41	10	100
	Christian	22	18	8	1	3	39	9	100
Cameroon	Total	25	11	8	1	0	47	8	100
	Christian	27	12	6	0	0	48	7	100
Chad	Muslim	17	8	18	0	1	41	15	100
	Total	34	14	12	1	0	39	0	100
Chad	Christian	36	16	9	0	0	40	0	100
	Muslim	33	14	13	1	0	39	0	100
DR Congo	Total	15	10	14	4	4	36	18	100
	Christian	17	10	15	5	4	32	18	100
DR Congo	Muslim	10	13	9	2	4	49	13	100
	Total	35	6	2	2	3	41	10	100
Djibouti	Muslim	36	6	2	2	3	41	10	100
	Total	31	16	14	1	0	37	2	100
Ethiopia	Christian	34	18	13	1	0	33	1	100
	Muslim	24	11	17	1	0	45	2	100
Ghana	Total	21	28	10	5	4	24	8	100
	Christian	19	32	11	3	4	23	8	100
Ghana	Muslim	45	2	12	1	1	30	8	100
	Total	56	15	2	2	1	18	6	100
Guinea Bissau	Christian	58	17	2	1	1	17	4	100
	Muslim	54	13	2	2	1	19	8	100
Kenya	Total	25	21	10	1	1	37	6	100
	Christian	24	23	9	1	1	37	6	100
Kenya	Muslim	33	7	15	1	0	40	4	100
	Total	25	19	6	2	1	25	22	100
Liberia	Christian	29	24	6	2	1	23	16	100
	Muslim	24	10	8	1	2	25	29	100
Mali	Total	19	1	6	1	1	55	17	100
	Muslim	20	0	5	1	2	55	17	100
Mozambique	Total	20	20	8	2	0	40	8	100
	Christian	19	21	9	2	0	41	9	100
Mozambique	Muslim	21	20	8	3	1	39	9	100
	Total	23	15	8	2	2	45	5	100
Nigeria	Christian	19	21	6	2	2	45	5	100
	Muslim	26	10	9	3	2	46	4	100
Rwanda	Total	26	7	18	3	3	29	15	100
	Christian	26	6	18	2	2	30	15	100
Senegal	Total	15	1	3	1	0	71	9	100
	Muslim	17	0	2	1	0	70	9	100
South Africa	Total	12	25	5	2	1	45	10	100
	Christian	12	28	5	2	1	43	9	100
Tanzania	Total	26	4	15	0	0	51	3	100
	Christian	34	2	11	0	0	49	3	100
Tanzania	Muslim	16	7	22	0	1	53	2	100
	Total	18	22	8	3	0	40	9	100
Uganda	Christian	16	23	8	3	0	40	9	100
	Muslim	27	16	9	1	1	37	9	100
Zambia	Total	22	32	5	1	1	30	10	100
	Christian	22	32	5	1	1	30	10	100

ASK ALL

Q88 Some people think that the tactic of using arms and violence against civilians in defense of their religion is justified. Other people believe that, no matter what the reason, this kind of violence is never justified. How about you? Do you personally feel that the tactic of using arms and violence against civilians in defense of your religion can be often justified, sometimes justified, rarely justified, or never justified?

		Often justified	Sometimes justified	Rarely justified	Never justified	DK/Refused	Total
Botswana	Total	9	26	17	39	10	100
	Christian	10	28	16	36	11	100
Cameroon	Total	6	8	12	73	2	100
	Christian	4	7	11	76	1	100
	Muslim	11	14	12	60	3	100
Chad	Total	7	20	29	43	0	100
	Christian	4	18	27	52	0	100
	Muslim	10	23	30	37	0	100
DR Congo	Total	10	9	18	52	10	100
	Christian	7	6	19	58	10	100
	Muslim	29	29	18	17	7	100
Djibouti	Total	29	19	15	23	14	100
	Muslim	30	19	15	22	14	100
Ethiopia	Total	3	7	13	76	1	100
	Christian	2	5	13	79	1	100
	Muslim	6	11	13	69	1	100
Ghana	Total	7	15	9	65	4	100
	Christian	6	14	9	67	4	100
	Muslim	15	21	15	44	5	100
Guinea Bissau	Total	23	29	19	25	4	100
	Christian	24	30	20	22	3	100
	Muslim	21	26	17	29	6	100
Kenya	Total	5	13	13	67	3	100
	Christian	4	11	13	69	3	100
	Muslim	11	26	15	47	1	100
Liberia	Total	17	12	4	59	8	100
	Christian	20	12	3	59	6	100
	Muslim	17	14	6	54	9	100
Mali	Total	10	10	15	45	20	100
	Muslim	11	10	14	45	20	100
Mozambique	Total	7	19	19	43	13	100
	Christian	6	19	19	42	13	100
	Muslim	7	18	17	46	11	100
Nigeria	Total	5	17	19	51	7	100
	Christian	4	15	18	55	8	100
	Muslim	7	19	20	47	7	100
Rwanda	Total	9	4	6	76	5	100
	Christian	9	3	6	78	4	100
Senegal	Total	5	11	19	57	8	100
	Muslim	5	11	18	58	8	100
South Africa	Total	5	12	9	61	13	100
	Christian	6	13	9	60	13	100
Tanzania	Total	1	1	7	89	2	100
	Christian	1	1	5	92	2	100
	Muslim	1	1	9	86	2	100
Uganda	Total	6	17	19	45	12	100
	Christian	6	16	19	46	13	100
	Muslim	9	20	22	39	10	100
Zambia	Total	10	6	10	64	10	100
	Christian	10	6	10	64	10	100

ASK ALL

Q89 In your opinion, how many Muslims in our country support Islamic extremists like al Qaeda – would you say most, many, just some or very few?

		Most*	Many	Just some	Very few	(VOL) None	DK/Refused	Total
Botswana	Total	9	4	14	12	13	48	100
	Christian	10	4	15	12	10	50	100
Cameroon	Total	6	10	17	35	8	25	100
	Christian	6	10	18	34	8	24	100
	Muslim	5	7	16	40	7	26	100
Chad	Total	16	21	29	28	6	0	100
	Christian	17	28	25	22	8	0	100
	Muslim	13	17	32	34	3	1	100
DR Congo	Total	9	12	14	19	9	37	100
	Christian	8	12	14	20	8	39	100
	Muslim	10	13	17	21	19	21	100
Djibouti	Total	25	14	11	14	22	15	100
	Muslim	25	14	11	14	22	15	100
Ethiopia	Total	6	9	14	23	24	24	100
	Christian	7	8	13	22	22	28	100
	Muslim	4	9	18	25	29	15	100
Ghana	Total	8	7	12	33	6	33	100
	Christian	7	6	13	31	6	35	100
	Muslim	20	16	7	28	9	21	100
Guinea Bissau	Total	26	18	22	12	12	10	100
	Christian	29	21	21	11	8	10	100
	Muslim	20	13	23	14	19	10	100
Kenya	Total	14	19	21	28	4	14	100
	Christian	14	19	21	28	2	16	100
	Muslim	13	16	17	33	14	6	100
Liberia	Total	14	11	6	15	5	49	100
	Christian	15	14	6	16	4	45	100
	Muslim	14	9	8	16	10	42	100
Mali	Total	3	5	11	29	14	37	100
	Muslim	3	5	12	29	15	36	100
Mozambique	Total	12	15	19	21	4	29	100
	Christian	13	16	19	21	5	27	100
	Muslim	13	16	16	18	3	34	100
Nigeria	Total	5	16	22	31	2	23	100
	Christian	6	17	24	23	2	28	100
	Muslim	5	15	20	38	3	19	100
Rwanda	Total	8	4	7	17	19	46	100
	Christian	8	4	7	17	18	47	100
Senegal	Total	2	5	10	34	16	34	100
	Muslim	2	5	9	36	15	33	100
South Africa	Total	8	13	11	8	2	58	100
	Christian	8	13	11	8	2	58	100
Tanzania	Total	10	16	26	17	12	20	100
	Christian	12	17	26	11	10	24	100
	Muslim	7	14	26	27	14	11	100
Uganda	Total	12	16	19	20	3	30	100
	Christian	12	15	19	19	3	31	100
	Muslim	11	17	19	26	3	24	100
Zambia	Total	9	5	7	18	10	51	100
	Christian	9	5	7	18	9	51	100

* Includes a small proportion of respondents (<5%) who volunteered "All."

ASK ALL

Q90 In your opinion, how many Christians in our country do you think are hostile toward Muslims? Would you say most, many, just some or very few?

		Most*	Many	Just some	Very few	(VOL) None	DK/Refused	Total
Botswana	Total	6	5	14	16	20	39	100
	Christian	7	5	14	16	18	40	100
Cameroon	Total	6	12	23	48	6	5	100
	Christian	6	11	23	49	7	4	100
	Muslim	8	15	24	47	1	4	100
Chad	Total	11	21	33	30	5	0	100
	Christian	7	22	32	34	5	0	100
	Muslim	14	21	35	27	3	0	100
DR Congo	Total	8	16	16	19	13	28	100
	Christian	7	14	16	22	13	27	100
	Muslim	10	28	14	12	14	23	100
Djibouti	Total	16	10	8	20	25	22	100
	Muslim	16	10	8	20	25	21	100
Ethiopia	Total	6	8	14	33	31	8	100
	Christian	7	6	11	34	33	9	100
	Muslim	5	12	20	32	26	5	100
Ghana	Total	10	7	14	37	17	16	100
	Christian	9	5	13	38	19	16	100
	Muslim	16	13	13	30	10	18	100
Guinea Bissau	Total	32	18	21	10	9	10	100
	Christian	38	17	18	10	9	9	100
	Muslim	20	21	25	11	10	13	100
Kenya	Total	4	11	23	42	13	6	100
	Christian	4	10	23	42	14	6	100
	Muslim	4	17	26	37	12	3	100
Liberia	Total	8	13	7	32	9	31	100
	Christian	9	14	7	33	11	26	100
	Muslim	8	15	8	31	10	29	100
Mali	Total	6	6	11	25	19	34	100
	Muslim	5	5	10	26	18	35	100
Mozambique	Total	7	9	23	30	12	19	100
	Christian	6	9	22	31	13	19	100
	Muslim	7	10	25	26	11	21	100
Nigeria	Total	4	11	23	35	6	21	100
	Christian	4	11	27	31	7	20	100
	Muslim	4	12	19	39	5	21	100
Rwanda	Total	7	4	8	21	27	32	100
	Christian	7	4	8	21	27	32	100
Senegal	Total	3	10	7	32	29	18	100
	Muslim	3	10	7	31	29	19	100
South Africa	Total	8	17	14	14	5	42	100
	Christian	7	18	15	14	6	39	100
Tanzania	Total	10	15	26	19	21	9	100
	Christian	9	14	27	17	25	8	100
	Muslim	13	15	26	23	15	9	100
Uganda	Total	6	8	23	32	12	19	100
	Christian	5	8	23	33	13	19	100
	Muslim	7	12	25	25	8	22	100
Zambia	Total	7	5	9	26	30	23	100
	Christian	7	5	9	26	30	23	100

* Includes a small proportion of respondents (<5%) who volunteered "All."

ASK ALL

Q91 In your opinion, how many Muslims in our country do you think are hostile toward Christians? Would you say most, many, just some or very few?

		Most*	Many	Just some	Very few	(VOL) None	DK/Refused	Total
Botswana	Total	5	6	15	15	17	41	100
	Christian	6	7	16	15	14	42	100
Cameroon	Total	11	15	21	43	5	5	100
	Christian	12	16	21	41	5	5	100
	Muslim	6	13	22	53	3	2	100
Chad	Total	17	25	30	25	2	0	100
	Christian	17	30	28	23	2	0	100
	Muslim	14	23	35	26	2	0	100
DR Congo	Total	15	17	13	17	9	30	100
	Christian	15	20	12	17	6	31	100
	Muslim	13	5	18	25	27	12	100
Djibouti	Total	14	9	11	20	25	20	100
	Muslim	14	9	11	20	25	20	100
Ethiopia	Total	8	12	17	30	24	9	100
	Christian	9	13	17	27	22	12	100
	Muslim	4	10	15	38	29	3	100
Ghana	Total	9	9	17	38	11	17	100
	Christian	8	8	18	38	11	17	100
	Muslim	17	9	6	35	16	18	100
Guinea Bissau	Total	30	19	23	11	8	9	100
	Christian	30	18	25	12	7	8	100
	Muslim	30	20	20	11	11	9	100
Kenya	Total	8	23	26	28	6	8	100
	Christian	9	25	27	26	4	9	100
	Muslim	4	6	20	47	22	1	100
Liberia	Total	14	17	9	30	8	22	100
	Christian	17	20	10	29	7	17	100
	Muslim	8	11	11	36	16	18	100
Mali	Total	11	10	13	26	15	25	100
	Muslim	11	10	12	27	16	24	100
Mozambique	Total	10	17	22	29	6	17	100
	Christian	9	18	21	29	5	17	100
	Muslim	10	13	19	31	7	20	100
Nigeria	Total	4	12	23	35	7	19	100
	Christian	6	17	29	25	6	18	100
	Muslim	3	8	18	44	8	19	100
Rwanda	Total	8	4	11	21	24	33	100
	Christian	8	4	10	21	23	33	100
Senegal	Total	5	11	9	35	29	11	100
	Muslim	5	11	8	34	30	12	100
South Africa	Total	8	12	16	11	4	49	100
	Christian	7	13	17	10	4	49	100
Tanzania	Total	18	17	24	15	15	11	100
	Christian	23	20	20	11	14	12	100
	Muslim	10	13	30	22	17	8	100
Uganda	Total	10	18	21	28	5	18	100
	Christian	11	19	21	27	4	17	100
	Muslim	4	12	23	33	11	18	100
Zambia	Total	11	9	11	25	16	29	100
	Christian	11	9	11	24	16	30	100

* Includes a small proportion of respondents (<5%) who volunteered "All."

ASK ALL

Q92 How often are Muslims treated unfairly by the government in our country? Very often, somewhat often, not too often, or never?

		Very often	Somewhat often	Not too often	Never	(VOL.) NA - are no/few Muslims in our country	DK/Ref	Total
Botswana	Total	4	4	8	57	1	26	100
	Christian	4	4	8	56	1	27	100
Cameroon	Total	4	8	25	55	1	8	100
	Christian	3	7	26	56	1	7	100
	Muslim	10	13	19	48	0	9	100
Chad	Total	8	14	42	34	2	1	100
	Christian	6	13	42	35	2	0	100
	Muslim	10	14	42	33	0	1	100
DR Congo	Total	5	5	8	50	7	25	100
	Christian	4	4	7	51	7	27	100
	Muslim	13	13	12	45	5	13	100
Djibouti	Total	12	7	10	56	3	12	100
	Muslim	12	7	11	57	3	12	100
Ethiopia	Total	2	5	15	73	1	4	100
	Christian	1	5	12	75	2	6	100
	Muslim	3	5	20	70	0	1	100
Ghana	Total	5	4	13	63	1	14	100
	Christian	4	3	12	65	2	14	100
	Muslim	12	7	14	55	0	11	100
Guinea Bissau	Total	23	23	18	31	1	5	100
	Christian	22	24	19	30	1	5	100
	Muslim	25	20	16	33	1	5	100
Kenya	Total	11	19	31	30	1	7	100
	Christian	8	18	33	32	1	8	100
	Muslim	34	26	20	18	0	2	100
Liberia	Total	7	11	10	53	2	17	100
	Christian	8	11	10	56	3	13	100
	Muslim	8	16	13	48	2	14	100
Mali	Total	1	2	16	66	3	12	100
	Muslim	1	2	17	66	3	11	100
Mozambique	Total	6	12	27	38	1	16	100
	Christian	6	13	27	38	1	15	100
	Muslim	6	9	26	40	0	18	100
Nigeria	Total	4	15	31	30	1	19	100
	Christian	3	11	30	35	0	21	100
	Muslim	5	18	33	26	1	17	100
Rwanda	Total	6	1	3	78	2	10	100
	Christian	6	1	3	78	2	10	100
Senegal	Total	1	3	10	82	0	4	100
	Muslim	1	3	11	82	0	4	100
South Africa	Total	2	7	14	30	1	46	100
	Christian	2	6	14	31	1	46	100
Tanzania	Total	10	5	21	48	1	16	100
	Christian	4	2	17	58	1	18	100
	Muslim	20	10	28	31	1	10	100
Uganda	Total	4	13	26	38	1	18	100
	Christian	3	12	26	40	1	19	100
	Muslim	13	18	26	31	1	11	100
Zambia	Total	5	2	7	69	2	15	100
	Christian	5	2	6	70	2	16	100

ASK ALL

Q93 How often are Christians treated unfairly by the government in our country? Very often, somewhat often, not too often, or never?

		Very often	Somewhat often	Not too often	Never	(VOL) NA - are no/few Christians in our country	DK/Ref	Total
Botswana	Total	4	6	8	73	0	9	100
	Christian	4	7	8	74	0	8	100
Cameroon	Total	5	7	24	59	0	5	100
	Christian	5	8	25	58	0	4	100
Chad	Total	4	5	20	60	0	10	100
	Christian	9	24	43	22	2	1	100
DR Congo	Total	6	7	9	59	6	14	100
	Christian	6	7	8	60	6	12	100
Djibouti	Total	4	5	10	56	4	20	100
	Christian	11	7	11	54	3	13	100
Ethiopia	Total	11	7	11	55	3	13	100
	Christian	2	5	14	73	1	5	100
Ghana	Total	2	5	13	74	1	5	100
	Christian	1	5	16	71	2	5	100
Guinea Bissau	Total	6	3	10	69	2	10	100
	Christian	6	2	10	71	2	9	100
Kenya	Total	7	3	11	61	1	18	100
	Christian	25	22	14	34	1	4	100
Liberia	Total	27	23	14	33	0	2	100
	Christian	22	20	13	36	0	8	100
Mali	Total	4	9	27	55	1	3	100
	Christian	5	10	25	56	1	3	100
Mozambique	Total	1	6	39	50	0	4	100
	Christian	7	10	6	61	2	14	100
Nigeria	Total	9	12	6	61	2	10	100
	Christian	1	10	6	68	1	13	100
Rwanda	Total	1	1	15	65	3	15	100
	Christian	0	1	15	64	4	15	100
Senegal	Total	10	10	22	46	1	11	100
	Christian	11	11	22	45	1	10	100
South Africa	Total	7	8	20	51	0	13	100
	Christian	5	16	31	27	0	21	100
Tanzania	Total	7	21	28	29	0	16	100
	Christian	4	13	34	24	1	25	100
Uganda	Total	6	1	4	82	2	5	100
	Christian	6	1	4	82	2	5	100
Zambia	Total	1	1	9	84	0	5	100
	Christian	1	1	8	84	0	5	100
Zimbabwe	Total	3	10	14	45	1	27	100
	Christian	3	10	14	47	1	25	100
Zimbabwe	Total	5	3	22	53	1	16	100
	Christian	5	3	17	60	1	15	100
Zimbabwe	Total	5	5	31	43	2	16	100
	Christian	13	10	22	44	0	11	100
Zimbabwe	Total	14	9	22	45	0	10	100
	Christian	6	15	21	42	1	14	100
Zimbabwe	Total	6	2	6	78	1	8	100
	Christian	6	2	5	79	1	7	100

ASK IF CHRISTIAN

Q94 And do you favor or oppose the following?

- a. making the Bible the official law of the land in our country

	Favor	Oppose	DK/Refused	Total*
Botswana	69	29	2	100
Cameroon	52	48	1	100
Chad	45	55	0	100
DR Congo	52	38	10	100
Ethiopia	55	43	2	100
Ghana	70	28	2	100
Guinea Bissau	57	40	3	100
Kenya	57	41	2	100
Liberia	63	35	2	100
Mozambique	63	31	6	100
Nigeria	70	26	3	100
Rwanda	42	56	2	100
South Africa	66	24	10	100
Tanzania	39	59	2	100
Uganda	64	30	6	100
Zambia	77	21	2	100
* Based on Christians				

ASK IF CHRISTIAN

Q94 And do you favor or oppose the following?

- b. allowing leaders and judges to use their religious beliefs when they decide family and property disputes

	Favor	Oppose	DK/Refused	Total*
Botswana	34	61	5	100
Cameroon	36	64	1	100
Chad	48	51	0	100
DR Congo	49	40	11	100
Ethiopia	44	54	2	100
Ghana	42	53	5	100
Guinea Bissau	41	53	6	100
Kenya	33	65	2	100
Liberia	32	67	1	100
Mozambique	49	48	3	100
Nigeria	60	37	3	100
Rwanda	16	81	2	100
South Africa	49	41	11	100
Tanzania	32	66	2	100
Uganda	48	49	3	100
Zambia	42	56	2	100
* Based on Christians				

ASK IF CHRISTIAN

Q94 And do you favor or oppose the following?

- c. punishments like whippings and cutting off of hands for crimes like theft and robbery

	Favor	Oppose	DK/Refused	Total*
Botswana	17	77	6	100
Cameroon	21	79	1	100
Chad	26	74	0	100
DR Congo	23	68	9	100
Ethiopia	11	89	0	100
Ghana	16	84	1	100
Guinea Bissau	50	45	5	100
Kenya	10	89	1	100
Liberia	27	73	1	100
Mozambique	20	79	1	100
Nigeria	10	87	2	100
Rwanda	3	94	2	100
South Africa	22	73	6	100
Tanzania	26	73	1	100
Uganda	18	80	2	100
Zambia	6	92	2	100
* Based on Christians				

ASK IF CHRISTIAN

Q94 And do you favor or oppose the following?

d. stoning people who commit adultery

	Favor	Oppose	DK/Refused	Total*
Botswana	13	79	8	100
Cameroon	7	93	0	100
Chad	14	86	0	100
DR Congo	16	76	8	100
Ethiopia	14	85	1	100
Ghana	11	88	1	100
Guinea Bissau	50	42	8	100
Kenya	7	93	1	100
Liberia	9	90	1	100
Mozambique	14	84	2	100
Nigeria	8	89	3	100
Rwanda	2	96	1	100
South Africa	13	82	5	100
Tanzania	19	80	1	100
Uganda	13	85	2	100
Zambia	8	90	2	100
* Based on Christians				

ASK IF MUSLIM

Q95 And do you favor or oppose the following?

- a. making sharia, or Islamic law, the official law of the land in our country

	Favor	Oppose	DK/Refused	Total*
Cameroon	53	46	1	100
Chad	47	52	1	100
DR Congo	74	17	10	100
Djibouti	82	14	4	100
Ethiopia	65	33	1	100
Ghana	58	40	2	100
Guinea Bissau	47	49	4	100
Kenya	64	33	3	100
Liberia	52	41	8	100
Mali	63	31	6	100
Mozambique	65	31	4	100
Nigeria	71	27	2	100
Senegal	55	42	2	100
Tanzania	37	59	4	100
Uganda	66	30	3	100
* Based on Muslims				

ASK IF MUSLIM

Q95 And do you favor or oppose the following?

- b. giving Muslim leaders and religious judges the power to decide family and property disputes

	Favor	Oppose	DK/Refused	Total*
Cameroon	63	36	2	100
Chad	67	33	1	100
DR Congo	68	23	8	100
Djibouti	69	25	5	100
Ethiopia	69	30	2	100
Ghana	72	28	1	100
Guinea Bissau	50	44	5	100
Kenya	65	34	1	100
Liberia	61	33	6	100
Mali	62	31	6	100
Mozambique	60	36	4	100
Nigeria	71	28	1	100
Senegal	63	35	2	100
Tanzania	64	34	2	100
Uganda	60	37	3	100
* Based on Muslims				

ASK IF MUSLIM

Q95 And do you favor or oppose the following?

- c. the death penalty for people who leave the Muslim religion

	Favor	Oppose	DK/Refused	Total*
Cameroon	19	79	2	100
Chad	32	67	1	100
DR Congo	44	48	9	100
Djibouti	62	32	6	100
Ethiopia	25	74	2	100
Ghana	28	70	3	100
Guinea Bissau	33	63	4	100
Kenya	32	67	1	100
Liberia	30	65	5	100
Mali	36	55	9	100
Mozambique	27	70	3	100
Nigeria	29	65	6	100
Senegal	35	61	4	100
Tanzania	23	74	3	100
Uganda	26	70	3	100
* Based on Muslims				

ASK IF MUSLIM

Q95 And do you favor or oppose the following?

- d. punishments like whippings and cutting off of hands for crimes like theft and robbery

	Favor	Oppose	DK/Refused	Total*
Cameroon	49	49	1	100
Chad	42	58	1	100
DR Congo	50	44	7	100
Djibouti	70	24	5	100
Ethiopia	25	73	2	100
Ghana	49	50	1	100
Guinea Bissau	57	37	6	100
Kenya	34	65	1	100
Liberia	43	53	4	100
Mali	62	32	6	100
Mozambique	35	63	3	100
Nigeria	45	54	1	100
Senegal	60	38	2	100
Tanzania	50	49	1	100
Uganda	37	60	2	100
* Based on Muslims				

ASK IF MUSLIM

Q95 And do you favor or oppose the following?

- e. stoning people who commit adultery

	Favor	Oppose	DK/Refused	Total*
Cameroon	36	62	2	100
Chad	33	66	0	100
DR Congo	39	50	12	100
Djibouti	67	26	7	100
Ethiopia	23	75	3	100
Ghana	42	54	4	100
Guinea Bissau	54	39	8	100
Kenya	32	68	1	100
Liberia	28	66	6	100
Mali	58	33	9	100
Mozambique	31	67	2	100
Nigeria	37	60	3	100
Senegal	58	40	2	100
Tanzania	45	54	1	100
Uganda	34	64	2	100
* Based on Muslims				

Now I would like to ask some questions about your background...

RECORD FOR ALL

Q96 RECORD GENDER

		Male	Female	Total
Botswana	Total	50	50	100
	Christian	49	51	100
Cameroon	Total	55	45	100
	Christian	51	49	100
	Muslim	67	33	100
Chad	Total	49	51	100
	Christian	46	54	100
	Muslim	50	50	100
DR Congo	Total	48	52	100
	Christian	45	55	100
	Muslim	60	40	100
Djibouti	Total	50	50	100
	Muslim	50	50	100
Ethiopia	Total	54	46	100
	Christian	53	47	100
	Muslim	56	44	100
Ghana	Total	51	49	100
	Christian	48	52	100
	Muslim	60	40	100
Guinea Bissau	Total	49	51	100
	Christian	51	49	100
	Muslim	46	54	100
Kenya	Total	53	47	100
	Christian	53	47	100
	Muslim	56	44	100
Liberia	Total	52	48	100
	Christian	48	52	100
	Muslim	62	38	100
Mali	Total	49	51	100
	Muslim	48	52	100
Mozambique	Total	50	50	100
	Christian	46	54	100
	Muslim	59	41	100
Nigeria	Total	50	50	100
	Christian	49	51	100
	Muslim	50	50	100
Rwanda	Total	48	52	100
	Christian	47	53	100
Senegal	Total	50	50	100
	Muslim	48	52	100
South Africa	Total	52	48	100
	Christian	48	52	100
Tanzania	Total	50	50	100
	Christian	49	51	100
	Muslim	50	50	100
Uganda	Total	50	50	100
	Christian	49	51	100
	Muslim	51	49	100
Zambia	Total	51	49	100
	Christian	50	50	100

ASK ALL

Q97 How old were you at your last birthday?

		18-24	25-34	35-54	55+	DK/Refused	Total
Botswana	Total	29	30	31	10	1	100
	Christian	29	30	30	10	1	100
Cameroon	Total	33	30	29	8	0	100
	Christian	34	30	28	8	0	100
	Muslim	29	30	31	10	0	100
Chad	Total	37	29	30	4	0	100
	Christian	39	30	29	2	0	100
	Muslim	36	30	29	5	0	100
DR Congo	Total	33	31	30	6	0	100
	Christian	34	32	29	6	0	100
	Muslim	27	31	37	5	0	100
Djibouti	Total	26	28	33	13	0	100
	Muslim	26	28	33	13	0	100
Ethiopia	Total	28	28	34	9	0	100
	Christian	28	29	35	9	0	100
	Muslim	30	27	33	9	0	100
Ghana	Total	24	28	31	16	0	100
	Christian	26	29	31	14	0	100
	Muslim	25	25	32	19	0	100
Guinea Bissau	Total	31	33	30	6	0	100
	Christian	32	33	30	6	0	100
	Muslim	31	33	30	5	0	100
Kenya	Total	34	34	25	7	0	100
	Christian	35	34	25	7	0	100
	Muslim	30	39	26	5	0	100
Liberia	Total	27	30	32	8	3	100
	Christian	34	35	27	4	0	100
	Muslim	20	24	38	13	5	100
Mali	Total	27	28	32	13	0	100
	Muslim	28	27	32	14	0	100
Mozambique	Total	34	28	29	9	0	100
	Christian	36	27	28	9	0	100
	Muslim	29	32	34	5	0	100
Nigeria	Total	29	28	31	10	2	100
	Christian	29	28	31	10	1	100
	Muslim	29	28	31	10	2	100
Rwanda	Total	32	26	31	12	0	100
	Christian	32	25	30	12	0	100
Senegal	Total	27	27	29	17	0	100
	Muslim	26	26	31	18	0	100
South Africa	Total	20	24	39	17	0	100
	Christian	20	23	39	17	0	100
Tanzania	Total	20	29	39	12	1	100
	Christian	23	29	36	11	1	100
	Muslim	17	28	42	13	0	100
Uganda	Total	29	33	31	6	0	100
	Christian	30	33	31	6	0	100
	Muslim	25	33	36	7	0	100
Zambia	Total	33	35	27	5	0	100
	Christian	33	35	27	5	0	100

ASK ALL

Q98 How many people live in your household including yourself?

		1	2	3	4	5	6 or more	DK/Ref	Total
Botswana	Total	6	7	14	16	14	38	4	100
	Christian	6	6	14	17	14	38	4	100
Cameroon	Total	9	8	11	11	13	49	0	100
	Christian	9	8	11	11	13	48	0	100
	Muslim	9	9	8	9	11	53	0	100
Chad	Total	0	2	4	6	7	82	0	100
	Christian	0	3	4	5	8	80	0	100
	Muslim	0	1	3	6	6	83	0	100
DR Congo	Total	1	2	9	14	12	62	0	100
	Christian	1	2	9	14	12	62	0	100
	Muslim	1	1	8	12	13	64	0	100
Djibouti	Total	0	2	4	8	11	57	18	100
	Muslim	0	2	3	8	11	58	18	100
Ethiopia	Total	6	7	14	18	19	36	0	100
	Christian	7	8	14	19	17	36	0	100
	Muslim	4	6	13	18	23	36	0	100
Ghana	Total	5	9	16	17	15	37	0	100
	Christian	5	9	17	18	15	34	0	100
	Muslim	3	8	15	13	14	46	0	100
Guinea Bissau	Total	0	0	3	7	10	76	3	100
	Christian	1	0	4	7	10	73	4	100
	Muslim	0	0	2	7	8	81	1	100
Kenya	Total	9	9	15	16	18	32	2	100
	Christian	8	9	15	16	18	34	2	100
	Muslim	14	14	15	19	16	20	2	100
Liberia	Total	1	3	8	9	12	65	2	100
	Christian	1	4	10	10	13	61	1	100
	Muslim	0	1	6	9	11	70	3	100
Mali	Total	0	1	3	6	9	78	3	100
	Muslim	0	1	3	6	10	77	3	100
Mozambique	Total	4	8	9	17	12	51	0	100
	Christian	4	8	8	16	13	51	0	100
	Muslim	5	7	9	19	11	49	0	100
Nigeria	Total	1	2	6	14	12	62	2	100
	Christian	2	2	7	18	14	55	2	100
	Muslim	0	2	6	11	10	69	2	100
Rwanda	Total	3	6	14	20	20	36	2	100
	Christian	3	6	13	20	20	37	2	100
Senegal	Total	0	1	2	4	6	84	3	100
	Muslim	0	1	1	4	6	84	3	100
South Africa	Total	5	13	16	18	18	30	0	100
	Christian	5	12	16	19	18	30	0	100
Tanzania	Total	2	4	10	15	15	54	0	100
	Christian	2	4	10	17	14	53	0	100
	Muslim	2	4	10	12	17	55	0	100
Uganda	Total	4	7	9	16	13	52	0	100
	Christian	4	7	9	16	13	50	0	100
	Muslim	4	3	7	11	10	64	0	100
Zambia	Total	4	7	11	14	15	48	1	100
	Christian	3	7	11	14	15	48	1	100

ASK ALL

Q99 What is the highest level of education that you have completed?*

		Completed Primary or less	Some Secondary/Completed Secondary	Post- Secondary and up	DK/Refused/Other	Total
Botswana	Total	15	46	31	8	100
	Christian	14	46	32	8	100
Cameroon	Total	27	55	18	0	100
	Christian	21	59	20	0	100
	Muslim	55	39	6	0	100
Chad	Total	37	39	23	0	100
	Christian	19	44	37	0	100
	Muslim	48	37	15	0	100
DR Congo	Total	32	43	20	5	100
	Christian	31	44	19	5	100
	Muslim	29	38	29	4	100
Djibouti	Total	27	29	31	13	100
	Muslim	27	29	31	13	100
Ethiopia	Total	47	40	13	0	100
	Christian	45	41	14	0	100
	Muslim	53	38	8	0	100
Ghana	Total	56	25	19	0	100
	Christian	52	27	21	0	100
	Muslim	63	23	14	0	100
Guinea Bissau	Total	29	50	18	4	100
	Christian	23	51	22	4	100
	Muslim	38	47	12	3	100
Kenya	Total	10	70	19	0	100
	Christian	9	71	20	0	100
	Muslim	17	64	17	1	100
Liberia	Total	45	40	14	1	100
	Christian	36	47	17	0	100
	Muslim	52	37	11	1	100
Mali	Total	56	21	18	5	100
	Muslim	58	20	17	5	100
Mozambique	Total	57	39	4	0	100
	Christian	56	41	3	0	100
	Muslim	61	34	4	1	100
Nigeria	Total	30	45	24	1	100
	Christian	13	52	35	0	100
	Muslim	44	40	15	1	100
Rwanda	Total	46	27	24	3	100
	Christian	46	26	24	3	100
Senegal	Total	53	29	16	2	100
	Muslim	57	28	13	2	100
South Africa	Total	24	64	11	0	100
	Christian	23	65	12	0	100
Tanzania	Total	78	21	2	0	100
	Christian	75	23	2	0	100
	Muslim	80	18	1	0	100
Uganda	Total	44	43	13	1	100
	Christian	43	43	13	1	100
	Muslim	48	42	10	0	100
Zambia	Total	11	43	46	1	100
	Christian	11	43	46	1	100

* Question wording and response options varied from country to country. Response categories were collapsed into the four categories above. These categories represent approximations and should be used to make rough comparisons across groups within countries. They can not be used for making cross-country comparisons.

ASK ALLQ100 Have there been times during the last year when you did not have enough money (**INSERT**)?

a. to buy food your family needed?

		Yes	No	DK/Refused	Total
Botswana	Total	56	41	2	100
	Christian	56	42	2	100
Cameroon	Total	71	29	0	100
	Christian	74	26	0	100
	Muslim	57	43	0	100
Chad	Total	55	45	1	100
	Christian	64	35	1	100
	Muslim	46	54	1	100
DR Congo	Total	66	24	10	100
	Christian	68	22	10	100
	Muslim	53	36	11	100
Djibouti	Total	38	59	3	100
	Muslim	38	59	3	100
Ethiopia	Total	30	70	0	100
	Christian	31	69	0	100
	Muslim	27	73	0	100
Ghana	Total	45	54	1	100
	Christian	44	55	0	100
	Muslim	39	57	3	100
Guinea Bissau	Total	62	36	3	100
	Christian	59	38	3	100
	Muslim	66	32	2	100
Kenya	Total	68	31	1	100
	Christian	68	31	1	100
	Muslim	69	30	1	100
Liberia	Total	74	25	1	100
	Christian	75	24	1	100
	Muslim	67	31	2	100
Mali	Total	31	66	3	100
	Muslim	32	65	3	100
Mozambique	Total	54	45	1	100
	Christian	54	45	1	100
	Muslim	53	47	1	100
Nigeria	Total	39	59	2	100
	Christian	32	67	1	100
	Muslim	45	52	2	100
Rwanda	Total	43	52	5	100
	Christian	42	52	5	100
Senegal	Total	52	48	0	100
	Muslim	52	48	0	100
South Africa	Total	53	46	1	100
	Christian	52	47	1	100
Tanzania	Total	48	51	0	100
	Christian	45	54	1	100
	Muslim	52	48	0	100
Uganda	Total	55	44	1	100
	Christian	55	43	1	100
	Muslim	52	48	0	100
Zambia	Total	66	33	1	100
	Christian	66	33	1	100

ASK ALLQ100 Have there been times during the last year when you did not have enough money (**INSERT**)?

b. to pay for medical and health care your family needed?

		Yes	No	DK/Refused	Total
Botswana	Total	45	52	3	100
	Christian	44	53	3	100
Cameroon	Total	72	28	0	100
	Christian	73	27	0	100
	Muslim	66	34	0	100
	Total	60	39	1	100
Chad	Christian	68	31	1	100
	Muslim	53	47	1	100
DR Congo	Total	67	23	10	100
	Christian	68	21	10	100
	Muslim	57	33	11	100
Djibouti	Total	41	55	4	100
	Muslim	42	54	4	100
Ethiopia	Total	39	61	0	100
	Christian	39	61	0	100
	Muslim	37	63	0	100
Ghana	Total	46	53	1	100
	Christian	46	54	0	100
	Muslim	39	58	3	100
Guinea Bissau	Total	68	30	2	100
	Christian	68	29	3	100
	Muslim	68	30	2	100
Kenya	Total	65	34	1	100
	Christian	65	34	1	100
	Muslim	65	35	0	100
Liberia	Total	69	29	1	100
	Christian	72	27	1	100
	Muslim	61	37	2	100
Mali	Total	40	56	4	100
	Muslim	41	55	4	100
Mozambique	Total	60	38	2	100
	Christian	62	37	1	100
	Muslim	56	42	2	100
Nigeria	Total	38	61	2	100
	Christian	31	67	1	100
	Muslim	43	55	2	100
Rwanda	Total	39	57	5	100
	Christian	38	57	5	100
Senegal	Total	66	34	0	100
	Muslim	66	34	0	100
South Africa	Total	51	48	1	100
	Christian	51	48	1	100
Tanzania	Total	54	45	0	100
	Christian	51	49	1	100
	Muslim	59	41	0	100
Uganda	Total	63	36	1	100
	Christian	63	35	1	100
	Muslim	57	42	1	100
Zambia	Total	55	44	1	100
	Christian	55	44	1	100

ASK ALLQ100 Have there been times during the last year when you did not have enough money (**INSERT**)?

c. to buy clothing your family needed?

		Yes	No	DK/Refused	Total
Botswana	Total	51	46	3	100
	Christian	50	48	3	100
Cameroon	Total	73	27	0	100
	Christian	74	25	0	100
	Muslim	64	36	0	100
Chad	Total	62	37	1	100
	Christian	69	30	1	100
	Muslim	56	43	1	100
DR Congo	Total	67	22	10	100
	Christian	68	21	11	100
	Muslim	59	29	12	100
Djibouti	Total	38	57	5	100
	Muslim	39	57	5	100
Ethiopia	Total	35	64	0	100
	Christian	35	64	0	100
	Muslim	35	64	0	100
Ghana	Total	45	54	1	100
	Christian	45	55	1	100
	Muslim	37	60	3	100
Guinea Bissau	Total	71	26	3	100
	Christian	71	26	2	100
	Muslim	71	25	3	100
Kenya	Total	62	37	1	100
	Christian	62	38	1	100
	Muslim	62	37	0	100
Liberia	Total	69	30	1	100
	Christian	72	27	1	100
	Muslim	61	37	1	100
Mali	Total	36	59	5	100
	Muslim	38	57	5	100
Mozambique	Total	53	46	1	100
	Christian	54	46	1	100
	Muslim	51	49	0	100
Nigeria	Total	39	59	2	100
	Christian	32	67	1	100
	Muslim	46	52	2	100
Rwanda	Total	39	56	5	100
	Christian	39	55	5	100
Senegal	Total	55	45	0	100
	Muslim	55	45	0	100
South Africa	Total	52	47	1	100
	Christian	52	47	1	100
Tanzania	Total	52	47	0	100
	Christian	49	51	1	100
	Muslim	57	43	0	100
Uganda	Total	55	44	1	100
	Christian	55	44	1	100
	Muslim	51	48	1	100
Zambia	Total	61	38	1	100
	Christian	61	38	1	100

ASK ALL

Q101 Income*

		1 (Low)	2	3	4 (High)	Don't know/Ref	Total
Botswana	Total	23	17	30	12	18	100
	Christian	22	17	30	12	19	100
Cameroon	Total	35	25	23	12	6	100
	Christian	35	24	23	12	6	100
	Muslim	35	28	22	10	5	100
Chad	Total	39	31	18	11	1	100
	Christian	43	30	15	11	1	100
	Muslim	33	33	22	12	1	100
DR Congo	Total	24	18	8	13	38	100
	Christian	25	19	8	12	36	100
	Muslim	17	17	7	14	45	100
Djibouti	Total	21	20	20	11	27	100
	Muslim	21	21	21	10	28	100
Ethiopia	Total	37	31	21	9	2	100
	Christian	40	32	18	7	2	100
	Muslim	30	28	26	12	3	100
Ghana	Total	17	17	13	15	38	100
	Christian	16	17	13	17	37	100
	Muslim	18	20	16	10	35	100
Guinea Bissau	Total	30	23	17	15	15	100
	Christian	31	21	16	16	15	100
	Muslim	27	26	18	14	15	100
Kenya	Total	17	20	35	14	13	100
	Christian	18	20	35	14	13	100
	Muslim	11	20	36	18	15	100
Liberia	Total	25	27	22	18	9	100
	Christian	26	27	22	17	8	100
	Muslim	20	24	26	22	8	100
Mali	Total	21	24	15	12	28	100
	Muslim	21	24	15	12	28	100
Mozambique	Total	30	26	21	18	6	100
	Christian	30	24	21	18	6	100
	Muslim	28	29	20	19	5	100
Nigeria	Total	8	45	23	8	16	100
	Christian	8	38	25	10	19	100
	Muslim	8	50	21	7	14	100
Rwanda	Total	30	15	17	13	24	100
	Christian	31	15	17	13	25	100
Senegal	Total	20	21	16	7	36	100
	Muslim	19	21	15	7	38	100
South Africa	Total	24	21	18	19	18	100
	Christian	23	22	18	19	17	100
Tanzania	Total	29	26	28	14	3	100
	Christian	31	24	28	14	3	100
	Muslim	25	31	29	14	1	100
Uganda	Total	28	26	22	19	5	100
	Christian	28	26	22	19	5	100
	Muslim	29	29	19	18	5	100
Zambia	Total	33	29	15	8	17	100
	Christian	33	28	15	8	16	100

* Question wording and response options varied from country to country. Response categories were recoded into rough quartiles. These categories represent approximations and should be used to make rough comparisons across groups within countries. They can not be used for making cross-country comparisons.

ASK ALL

Q102 Which (ethnic/racial/tribal/nationality) group do you belong to? (ADJUSTED FOR EACH COUNTRY)

	Botswana	
	Total	Christian
Babirwa	3	3
Baherero	3	3
Bakalaka	10	11
Bakgalagadi	4	4
Bakgatla / Babgatla / Mokgatla	10	10
Bakwena	11	12
Balete	5	5
Bangwaketse	12	13
Bangwato	17	17
Batawana	3	3
Batswapong	7	5
Other tribe/DK/Refused	15	14
Total	100	100

	Cameroon		
	Total	Christian	Muslim
Arabe Choas	2	0	11
Bamiléké	19	21	1
Bamoun	6	1	28
Bassa	6	8	0
Bgagna	2	2	1
Bulu	4	5	0
Eton	3	3	0
Ewondo	9	11	1
Foulbe/Peul	2	0	13
Guiziga	1	1	2
Haoussa	2	0	12
Mafa	2	1	4
Mandara	0	0	3
Mbamois	4	5	3
Mbororos	1	0	4
Mosgoum	0	0	2
Sawa	4	5	1
Tikari	4	4	2
Toupouri	2	3	0
Zime	1	2	0
Other tribe/DK/Refused	25	28	13
Total	100	100	100

	Chad		
	Total	Christian	Muslim
Arabe	17	0	31
Gambaye	11	24	0
Gorane	9	0	16
Hadjarai	8	5	10
Kanem-Bornou	12	0	21
Mayo-Kebbi	14	23	4
Ouaddai	6	0	11
Sara	14	31	1
Tandjile	8	14	0
Other tribe/DK/Ref	3	0	4
Total	100	100	100

	DR Congo		
	Total	Christian	Muslim
Bantu/Kongo	7	7	5
Bantu/Luba	19	18	24
Bantu/Mongo	9	9	9
Bantu/Other	41	41	41
Bantu/Shi	5	5	6
Chamite	2	3	2
Soudanais/Boa	3	4	1
Soudanais/Ngbaka/Mabo	4	4	1
Other tribe/DK/Ref	9	9	11
Total	100	100	100

	Djibouti	
	Total	Muslim
Afar	23	23
Arab	7	7
Somali	67	68
Other tribe/DK/Ref	3	2
Total	100	100

	Ethiopia		
	Total	Christian	Muslim
Afar	4	0	12
Amhara	33	41	16
Gamo	2	4	0
Gurage	3	2	7
Oromigna	33	30	40
Sumale	5	0	15
Tigrinya	9	11	6
Walayla	3	4	0
Other tribe/DK/Ref	8	9	4
Total	100	100	100

	Ghana		
	Total	Christian	Muslim
Akan	54	63	9
Dagaba	3	1	6
Dagomba	3	0	24
Ewe	13	13	1
Frafra	2	3	2
Ga	6	7	2
Gonja	1	0	7
Grushie	1	1	3
Hausa	3	0	24
Mamprusi	1	0	8
Nzema	2	2	0
Other tribe/DK/Ref	10	10	14
Total	100	100	100

	Guinea Bissau		
	Total	Christian	Muslim
Balanta	21	33	1
Bassari	2	3	0
Bia fadas	3	0	8
Fula	11	0	30
Mandinka	19	1	48
Mankanya	9	14	1
Manyaco/Maugaca/ Maujaca/Mandjako	7	11	0
Papier/Pepel	12	19	0
Other tribe/DK/Ref	17	20	11
Total	100	100	100

	Kenya		
	Total	Christian	Muslim
Borana	1	0	4
Digo	0	0	2
Duruma	1	1	2
Embu	2	2	1
Kalenjin	15	17	1
Kamba	14	16	4
Kikuyu	19	20	4
Kisii	5	5	0
Luhya	9	9	7
Luo	13	14	5
Maasai	3	4	0
Meru	4	4	2
Mijikenda/Giriama	2	2	4
Nubian	0	0	3
Orma	0	0	3
Somali	4	0	34
Swahili	1	0	13
Other tribe/DK/Refused	6	5	11
Total	100	100	100

	Liberia		
	Total	Christian	Muslim
Bassa	14	18	2
Fullah	1	0	4
Gbandi	2	1	4
Gieo	8	10	3
Gola	4	2	4
Grebo	5	7	1
Kissi	3	3	1
Kpellelu	18	19	12
Krahn	5	6	0
Kru	9	13	1
Loma	8	8	5
Mandingo	8	0	36
Mano	3	3	1
Mende	4	3	9
Vai	4	2	12
Other tribe/DK/Ref	5	5	5
Total	100	100	100

	Mali	
	Total	Muslim
Bambara	32	32
Bobo	3	2
Bwo	2	0
Dogon	5	5
Fula Macina	10	11
Maare	2	2
Malinke	8	8
Pecifile/peciple	2	2
Sininke	7	8
Sonrhai/Sanghai	10	11
Other tribe/DK/Ref	18	18
Total	100	100

	Mozambique		
	Total	Christian	Muslim
Bitonga	3	4	0
Changana	13	16	9
Chewa-Sena	1	1	2
Chuabo	5	4	7
Lomwe	8	5	17
Makua	25	24	27
Ndau	3	3	3
Nyanja	2	2	1
Nyungue	5	5	1
Portuguese	23	23	20
Ronga	2	1	3
Tacuane	1	1	2
Xitsua	2	3	1
Other tribe/DK/Refused	8	8	7
Total	100	100	100

	Nigeria		
	Total	Christian	Muslim
EBIRA	1	1	2
EDO	4	6	3
EFIK	1	3	0
FULANI	2	0	3
HAUSA	30	2	54
IBIBIO	2	4	0
IGBO	19	39	0
IKWERE	1	2	0
NUPE	2	1	3
OGONI	1	2	0
TIV	2	4	1
YORUBA	24	23	25
Other tribe/DK/Ref	11	14	9
Total	100	100	100

NOT ASKED IN RWANDA.

	Senegal	
	Total	Muslim
Bedik	1	0
Diola	8	4
Mandigo	3	3
Manjack/Mandiaks	1	0
Mankagne	1	0
Peul/Fulani	7	8
Serer	15	14
Toucouleur	18	19
Wolof	32	36
Other tribe/DK/Refused	14	15
Total	100	100

	South Africa	
	Total	Christian
Asian	2	1
Coloured	9	9
Rural Black	42	43
Urban Black	35	35
White	12	12
Total	100	100

	Tanzania		
	Total	Christian	Muslim
Mbena	3	4	1
Mchagga	4	7	1
Mdigo	1	0	3
Mfipa	3	5	0
Mgogo	3	5	0
Mhaya	5	6	5
Mhehe	3	4	1
Mjita	1	2	1
Mkaguru	2	3	1
Mkurya	2	2	1
Mluguru	3	1	5
Mmakonde	3	1	7
Mndendeule	1	0	2
Mngoni	2	1	2
Mnyakyusa	3	5	1
Mnyamwezi	4	3	6
Mnyaturu	3	1	5
Mnyiramba	2	1	3
Mpare	3	2	5
Msambaa	2	0	3
Mshirazi	1	0	3
Msukuma	13	16	5
Muha	6	7	3
Muiraq	2	3	0
Mmwera	1	0	2
Myao	1	0	2
Mzaramo	1	0	4
Mzigua	3	0	8
Other tribe/DK/Refused	20	20	20
Total	100	100	100

	Uganda		
	Total	Christian	Muslim
Ateso	4	4	3
Lugbara	4	3	7
Luo	17	18	10
Madi	2	2	1
Muganda	20	19	27
Mugisu	8	8	7
Mukiga	4	4	2
Munyankole	13	13	12
Munyole	1	1	3
Munyoro	7	7	4
Musamya	3	3	3
Musoga	10	9	15
Mutoro	5	5	4
Other tribe/DK/Ref	4	4	2
Total	100	100	100

	Zambia	
	Total	Christian
Bemba	28	28
Chewa	3	2
Kaonde	6	6
Lala	3	3
Lamba	2	2
Lozi	9	9
Luyale	2	2
Nsenga/Ngoni	20	20
Tonga	11	11
Tumbuka	5	5
Other tribe/DK/Ref	11	11
Total	100	100

ASK ALL

Q103 And does your ethnic or tribal group trace its origins to Israel or Palestine, or not?

		Yes	No	DK/Refused	Total
Botswana	Total	11	66	24	100
	Christian	10	67	23	100
Cameroon	Total	11	55	34	100
	Christian	11	55	34	100
	Muslim	12	55	33	100
Chad	Total	11	85	4	100
	Christian	10	88	2	100
	Muslim	12	82	6	100
DR Congo	Total	7	47	46	100
	Christian	7	47	46	100
	Muslim	11	39	50	100
Djibouti	Total	15	67	18	100
	Muslim	14	68	18	100
Ethiopia	Total	5	83	12	100
	Christian	5	82	13	100
	Muslim	4	85	11	100
Ghana	Total	7	60	32	100
	Christian	9	58	34	100
	Muslim	3	69	29	100
Guinea Bissau	Total	7	80	13	100
	Christian	4	84	13	100
	Muslim	13	72	15	100
Kenya	Total	20	47	33	100
	Christian	20	46	34	100
	Muslim	17	55	28	100
Liberia	Total	7	51	42	100
	Christian	6	55	39	100
	Muslim	12	49	39	100
Mali	Total	2	75	24	100
	Muslim	2	73	25	100
Mozambique	Total	0	59	41	100
	Christian	0	60	40	100
	Muslim	0	43	57	100
Nigeria	Total	18	58	24	100
	Christian	26	56	18	100
	Muslim	10	60	30	100
Rwanda	Total	26	27	48	100
	Christian	26	26	47	100
Senegal	Total	1	88	11	100
	Muslim	1	88	11	100
South Africa	Total	7	75	18	100
	Christian	7	76	17	100
Tanzania	Total	2	85	14	100
	Christian	2	84	14	100
	Muslim	1	87	12	100
Uganda	Total	10	49	41	100
	Christian	9	50	40	100
	Muslim	16	40	45	100
Zambia	Total	6	81	13	100
	Christian	5	81	13	100

ASK IF MUSLIM

Q103a Do you identify with the Tablighi movement, or not?

	Yes	No	DK/Refused	Total*
Cameroon	5	73	22	100
Chad	16	82	2	100
DR Congo	15	49	36	100
Djibouti	21	52	26	100
Ethiopia	9	77	14	100
Ghana	11	72	16	100
Guinea Bissau	7	80	13	100
Kenya	19	64	16	100
Liberia	10	60	30	100
Mali	3	74	23	100
Mozambique	16	50	34	100
Nigeria	14	72	14	100
Senegal	0	85	15	100
Tanzania	7	75	18	100
Uganda	17	49	34	100
* Based on Muslims				

ASK IF MUSLIM

Q103b And do you identify with the Salafiyya movement, or not?

	Yes	No	DK/Refused	Total*
Cameroon	9	68	23	100
Chad	18	80	2	100
DR Congo	12	51	36	100
Djibouti	10	61	29	100
Ethiopia	5	82	13	100
Ghana	10	70	20	100
Guinea Bissau	9	78	13	100
Kenya	16	66	18	100
Liberia	20	51	29	100
Mali	8	72	20	100
Mozambique	8	50	42	100
Nigeria	11	75	13	100
Senegal	0	84	16	100
Tanzania	2	78	19	100
Uganda	8	50	41	100
* Based on Muslims				

ASK IF MUSLIM

Q103c And do you identify with the Wahhabi movement, or not?

	Yes	No	DK/Refused	Total*
Cameroon	11	68	21	100
Chad	15	83	2	100
DR Congo	8	55	37	100
Djibouti	10	62	28	100
Ethiopia	8	80	12	100
Ghana	9	77	14	100
Guinea Bissau	10	76	14	100
Kenya	9	71	20	100
Liberia	14	57	29	100
Mali	10	72	18	100
Mozambique	14	47	39	100
Nigeria	14	74	12	100
Senegal	1	87	12	100
Tanzania	2	81	17	100
Uganda	14	47	39	100
* Based on Muslims				

ASK IF MALE AND MARRIED (Q96=1 AND Q79=1)

Q104 And do you currently have more than one wife?

		Yes	No	DK/Ref	Total*	N
Cameroon	Total	19	78	3	100	311
	Christian	14	82	4	100	198
Chad	Total	43	55	2	100	530
	Christian	48	51	1	100	180
	Muslim	38	60	2	100	308
DR Congo	Total	19	58	23	100	370
	Christian	13	63	23	100	287
Djibouti	Total	30	57	13	100	484
	Muslim	30	58	12	100	467
Ethiopia	Total	11	80	9	100	347
	Christian	4	84	12	100	227
Ghana	Total	16	81	3	100	345
	Christian	13	84	3	100	239
Guinea Bissau	Total	30	56	14	100	236
	Christian	29	51	19	100	139
Kenya	Total	11	82	7	100	398
	Christian	11	82	7	100	311
Liberia	Total	36	63	1	100	364
	Christian	22	78	0	100	163
Mali	Total	22	74	5	100	366
	Muslim	24	72	5	100	323
Mozambique	Total	33	65	2	100	419
	Christian	28	70	2	100	233
Nigeria	Total	29	67	4	100	407
	Christian	14	79	7	100	163
	Muslim	40	57	3	100	233
Rwanda	Total	16	64	20	100	264
	Christian	15	66	20	100	244
Senegal	Total	29	65	7	100	343
	Muslim	30	63	7	100	325
South Africa	Total	7	89	4	100	278
	Christian	7	88	5	100	227
Tanzania	Total	22	78	0	100	563
	Christian	16	84	0	100	305
	Muslim	27	73	0	100	228
Uganda	Total	34	64	2	100	295
	Christian	31	67	2	100	184
Zambia	Total	17	83	0	100	247
	Christian	17	83	0	100	240

* Based on married men

ASK IF HAS CHILDREN

Q104a How many children do you have?

		None	1 to 2	3 to 5	6 to 9	More than 10	DK/Refused	Total*
Botswana	Total	46	29	17	5	1	2	100
	Christian	47	28	17	5	1	2	100
Cameroon	Total	38	26	23	11	3	0	100
	Christian	38	27	24	10	2	0	100
	Muslim	37	22	21	13	6	0	100
Chad	Total	38	23	30	7	1	1	100
	Christian	43	23	29	4	0	0	100
	Muslim	35	23	31	9	1	1	100
DR Congo	Total	37	15	25	12	3	9	100
	Christian	37	15	26	11	2	9	100
	Muslims	35	19	19	12	6	10	100
Djibouti	Total	32	17	17	7	1	26	100
	Muslim	32	16	17	7	1	26	100
Ethiopia	Total	47	24	20	3	0	5	100
	Christian	49	23	20	2	0	6	100
	Muslim	42	28	21	5	0	4	100
Ghana	Total	39	34	24	3	0	0	100
	Christian	41	34	22	2	1	0	100
	Muslim	37	35	22	4	1	0	100
Guinea Bissau	Total	35	20	17	8	0	21	100
	Christian	37	19	17	5	0	22	100
	Muslim	31	21	16	12	0	19	100
Kenya	Total	40	25	21	5	0	9	100
	Christian	40	25	21	5	0	8	100
	Muslim	41	29	17	3	1	10	100
Liberia	Total	31	31	25	11	2	0	100
	Christian	37	33	21	8	1	0	100
	Muslim	24	30	29	14	3	0	100
Mali	Total	30	39	20	3	1	7	100
	Muslim	30	39	20	3	1	7	100
Mozambique	Total	45	24	23	6	1	1	100
	Christian	48	24	19	6	1	1	100
	Muslim	37	23	29	8	2	1	100
Nigeria	Total	38	15	24	13	3	7	100
	Christian	45	16	22	8	1	8	100
	Muslim	32	14	26	16	5	7	100
Rwanda	Total	40	21	19	3	0	17	100
	Christian	40	22	19	2	0	17	100
Senegal	Total	40	23	21	10	3	3	100
	Muslim	37	23	22	10	4	4	100
South Africa	Total	26	44	24	4	0	1	100
	Christian	26	45	24	4	0	1	100
Tanzania	Total	18	28	33	18	4	0	100
	Christian	19	28	34	16	3	0	100
	Muslim	16	27	32	20	4	0	100
Uganda	Total	28	27	30	13	2	1	100
	Christian	29	27	29	12	2	1	100
	Muslim	22	22	31	18	5	1	100
Zambia	Total	42	23	21	5	0	8	100
	Christian	42	24	22	5	0	7	100

* Based on total.

ASK ALL

Q105 Do you use a computer at your workplace, at school, at home, or anywhere else on at least an occasional basis?

		Yes	No	DK/Ref	Total
Botswana	Total	42	56	2	100
	Christian	44	55	2	100
Cameroon	Total	32	68	0	100
	Christian	34	66	0	100
	Muslim	19	81	0	100
Chad	Total	10	89	0	100
	Christian	16	84	0	100
	Muslim	7	93	0	100
DR Congo	Total	12	83	6	100
	Christian	11	83	6	100
	Muslim	17	77	5	100
Djibouti	Total	54	42	4	100
	Muslim	54	42	4	100
Ethiopia	Total	15	85	0	100
	Christian	16	84	0	100
	Muslim	11	89	0	100
Ghana	Total	18	81	1	100
	Christian	19	80	1	100
	Muslim	16	83	0	100
Guinea Bissau	Total	22	75	3	100
	Christian	26	71	2	100
	Muslim	16	82	3	100
Kenya	Total	22	78	0	100
	Christian	22	78	0	100
	Muslim	22	77	0	100
Liberia	Total	15	84	1	100
	Christian	17	82	1	100
	Muslim	18	81	1	100
Mali	Total	13	87	1	100
	Muslim	12	88	1	100
Mozambique	Total	15	85	0	100
	Christian	15	85	0	100
	Muslim	17	83	0	100
Nigeria	Total	17	81	1	100
	Christian	23	76	1	100
	Muslim	12	86	1	100
Rwanda	Total	29	70	0	100
	Christian	30	70	0	100
Senegal	Total	27	73	0	100
	Muslim	23	77	0	100
South Africa	Total	20	80	0	100
	Christian	20	80	0	100
Tanzania	Total	7	90	3	100
	Christian	7	90	3	100
	Muslim	6	93	1	100
Uganda	Total	14	86	0	100
	Christian	14	86	0	100
	Muslim	13	87	0	100
Zambia	Total	23	77	0	100
	Christian	23	77	0	100

ASK ALL

Q106 Do you use the Internet, at least occasionally?

		Yes	No	DK/Ref	Total
Botswana	Total	36	62	1	100
	Christian	38	61	1	100
Cameroon	Total	23	77	0	100
	Christian	25	75	0	100
	Muslim	14	86	0	100
Chad	Total	10	90	0	100
	Christian	16	83	0	100
	Muslim	6	94	0	100
DR Congo	Total	12	82	5	100
	Christian	11	83	5	100
	Muslim	19	76	5	100
Djibouti	Total	59	39	1	100
	Muslim	59	40	1	100
Ethiopia	Total	7	93	0	100
	Christian	8	92	0	100
	Muslim	4	96	0	100
Ghana	Total	18	82	1	100
	Christian	19	80	1	100
	Muslim	16	83	0	100
Guinea Bissau	Total	23	74	3	100
	Christian	27	70	3	100
	Muslim	16	81	3	100
Kenya	Total	21	78	0	100
	Christian	21	79	0	100
	Muslim	23	77	0	100
Liberia	Total	17	82	1	100
	Christian	19	80	1	100
	Muslim	18	81	1	100
Mali	Total	13	87	1	100
	Muslim	11	88	1	100
Mozambique	Total	12	88	0	100
	Christian	12	88	0	100
	Muslim	11	89	0	100
Nigeria	Total	20	79	1	100
	Christian	29	70	0	100
	Muslim	13	86	1	100
Rwanda	Total	30	70	0	100
	Christian	30	69	0	100
Senegal	Total	26	74	0	100
	Muslim	22	78	0	100
South Africa	Total	16	84	0	100
	Christian	15	84	0	100
Tanzania	Total	6	88	6	100
	Christian	7	89	5	100
	Muslim	5	89	6	100
Uganda	Total	11	89	0	100
	Christian	11	89	0	100
	Muslim	10	90	0	100
Zambia	Total	19	81	0	100
	Christian	19	81	0	100

ASK ALL

Q107 Do you send or receive email, at least occasionally?

		Yes	No	DK/Refused	Total
Botswana	Total	34	65	1	100
	Christian	35	64	1	100
Cameroon	Total	20	80	0	100
	Christian	22	78	0	100
	Muslim	14	86	0	100
Chad	Total	10	90	0	100
	Christian	17	83	0	100
	Muslim	6	94	0	100
DR Congo	Total	12	83	6	100
	Christian	11	84	6	100
	Muslim	19	76	5	100
Djibouti	Total	57	41	2	100
	Muslim	56	42	2	100
Ethiopia	Total	7	93	0	100
	Christian	8	92	0	100
	Muslim	4	96	0	100
Ghana	Total	16	83	0	100
	Christian	18	82	0	100
	Muslim	14	86	0	100
Guinea Bissau	Total	22	74	3	100
	Christian	26	70	4	100
	Muslim	16	81	3	100
Kenya	Total	23	77	0	100
	Christian	22	78	0	100
	Muslim	25	75	1	100
Liberia	Total	17	82	1	100
	Christian	19	80	1	100
	Muslim	18	81	1	100
Mali	Total	13	86	1	100
	Muslim	12	88	1	100
Mozambique	Total	12	88	0	100
	Christian	12	88	0	100
	Muslim	15	85	0	100
Nigeria	Total	20	79	1	100
	Christian	29	71	0	100
	Muslim	13	86	2	100
Rwanda	Total	30	70	0	100
	Christian	30	70	0	100
Senegal	Total	24	75	1	100
	Muslim	20	79	1	100
South Africa	Total	15	85	0	100
	Christian	15	85	0	100
Tanzania	Total	5	88	7	100
	Christian	6	88	6	100
	Muslim	4	90	6	100
Uganda	Total	11	89	0	100
	Christian	11	89	0	100
	Muslim	11	89	0	100
Zambia	Total	17	82	0	100
	Christian	17	83	0	100

ASK ALL

Q108 Do you (INSERT)?

a. own a computer

		Yes	No	DK/Ref	Total
Botswana	Total	21	77	2	100
	Christian	22	76	2	100
Cameroon	Total	8	92	0	100
	Christian	9	91	0	100
	Muslim	6	94	0	100
Chad	Total	3	97	0	100
	Christian	4	95	0	100
	Muslim	2	98	0	100
DR Congo	Total	4	91	6	100
	Christian	3	92	5	100
	Muslim	7	87	6	100
Djibouti	Total	48	51	0	100
	Muslim	48	52	0	100
Ethiopia	Total	2	98	0	100
	Christian	2	98	0	100
	Muslim	2	98	0	100
Ghana	Total	10	89	0	100
	Christian	11	88	0	100
	Muslim	8	92	0	100
Guinea Bissau	Total	11	88	1	100
	Christian	12	87	1	100
	Muslim	10	90	0	100
Kenya	Total	4	96	0	100
	Christian	4	96	0	100
	Muslim	5	95	0	100
Liberia	Total	4	95	1	100
	Christian	4	95	1	100
	Muslim	5	95	0	100
Mali	Total	4	96	0	100
	Muslim	4	96	0	100
Mozambique	Total	9	91	0	100
	Christian	9	91	0	100
	Muslim	10	90	0	100
Nigeria	Total	5	95	0	100
	Christian	7	93	0	100
	Muslim	3	96	1	100
Rwanda	Total	6	94	0	100
	Christian	6	94	0	100
Senegal	Total	10	90	0	100
	Muslim	9	91	0	100
South Africa	Total	15	85	0	100
	Christian	14	86	0	100
Tanzania	Total	2	98	0	100
	Christian	2	98	0	100
	Muslim	2	98	0	100
Uganda	Total	5	95	0	100
	Christian	5	95	0	100
	Muslim	3	97	0	100
Zambia	Total	5	95	0	100
	Christian	5	95	0	100

ASK ALL

Q108 Do you (INSERT)?

b. own a cell phone

		Yes	No	DK/Refused	Total
Botswana	Total	81	17	2	100
	Christian	82	16	2	100
Cameroon	Total	55	45	0	100
	Christian	58	42	0	100
	Muslim	41	59	0	100
Chad	Total	32	68	0	100
	Christian	35	64	0	100
	Muslim	33	67	0	100
DR Congo	Total	42	52	6	100
	Christian	40	54	6	100
	Muslim	57	37	6	100
Djibouti	Total	67	33	0	100
	Muslim	66	33	0	100
Ethiopia	Total	17	83	0	100
	Christian	18	82	0	100
	Muslim	14	86	0	100
Ghana	Total	63	35	2	100
	Christian	65	33	2	100
	Muslim	54	46	0	100
Guinea Bissau	Total	76	23	1	100
	Christian	79	21	1	100
	Muslim	74	26	0	100
Kenya	Total	56	44	1	100
	Christian	55	44	1	100
	Muslim	60	39	1	100
Liberia	Total	45	55	1	100
	Christian	47	53	1	100
	Muslim	52	48	0	100
Mali	Total	33	67	0	100
	Muslim	32	68	0	100
Mozambique	Total	46	54	0	100
	Christian	47	53	0	100
	Muslim	45	55	0	100
Nigeria	Total	56	44	0	100
	Christian	68	32	0	100
	Muslim	45	55	1	100
Rwanda	Total	35	65	0	100
	Christian	34	66	0	100
Senegal	Total	72	28	0	100
	Muslim	72	28	0	100
South Africa	Total	66	34	0	100
	Christian	67	33	0	100
Tanzania	Total	50	50	0	100
	Christian	50	50	0	100
	Muslim	51	49	0	100
Uganda	Total	57	42	1	100
	Christian	56	43	1	100
	Muslim	67	33	1	100
Zambia	Total	49	51	0	100
	Christian	49	51	0	100