



Nelson
Spelling

Pupil Book 3



OXFORD



Nelson
Spelling

Pupil Book 3



OXFORD
UNIVERSITY PRESS

Book 3 Scope and Sequence

Unit	Pupil Book Focus	Pupil Book Extra	Pupil Book Extension	Resource Book Focus	Resource Book Extension
1	sp, spr finding target words	wordsearch puzzle	adding vowel letters in the correct place within given sentences	word building	identifying synonyms; using a dictionary to write definitions
2	all, al using the <i>al</i> prefix	using <i>al</i> suffixes	identifying prefix meanings	word building	using <i>lll</i> ; adding the <i>ly</i> suffix
3	soft c finding target words	matching <i>ice</i> words with definitions	identifying <i>ce, ci, cy</i> patterns	identifying <i>ice/ace</i> patterns	alphabetical ordering
4	silent letters b and k finding target words	completing a table with <i>b + ing/ed</i>	doubling last letter before suffix	sorting silent letters	using silent letters
5	le, el, al, il endings finding target words	completing a table with <i>le + ing/ed</i>	<i>nnel</i> pattern quiz	completing endings puzzle	cloze activity; writing definitions
6	some y endings cloze activity	doubling last letter before <i>y</i> ending	dropping <i>e</i> before suffix	word building	making and writing adjectives
7	making plurals making simple plurals	making <i>es</i> plurals	changing <i>y</i> to <i>i</i> plurals	identifying and using <i>s/es</i>	using <i>ies/ys</i>
8	y+er, y+est finding target words	making comparatives	making superlatives	word building	using <i>y+er/y+est</i>
9	ing, ed selecting target words	adding <i>ing/ed</i>	dropping <i>e</i> before suffix	adding <i>ing</i> ; writing sentences	doubling final letter and dropping the <i>e</i>
10	soft g, ge, dge sorting by word family	dropping <i>e</i> before suffix	making <i>nge</i> words and definitions	word building; writing funny sentences	matching definitions; writing sentences
11	wa, qua finding target words	target word quiz	making singular possessive sentences	finding target words; completing wordsearch	solving quiz with clues
12	tion, ation finding target words	cloze activity	identifying <i>shion/ tion</i> ; making <i>tion</i> family words	adding <i>tion</i> to build words	using <i>ation/lition/ otion</i> in sentences
13	sion finding target words	identifying <i>sion</i> rhyming words	matching words to definitions	adding <i>sion</i> to build words	using <i>ession/lission/ ossion</i> in sentences
14	adding suffixes applying suffixes	changing <i>y</i> to <i>i</i> before suffix	making word families	adding <i>ness/ment</i> ; making sentences	identifying syllables
15	contractions deconstructing contractions	identifying when to use <i>you're / your</i>	making contractions	deconstructing and making contractions	making contractions; writing sentences

The darker cells introduce statutory material for this year group in the National Curriculum for England. The paler cells denote revision of a topic covered in previous years.

Unit	Pupil Book Focus	Pupil Book Extra	Pupil Book Extension	Resource Book Focus	Resource Book Extension
16	homophones finding target words	choosing homophones	identifying and writing mnemonics	word-matching; writing sentences	cloze activity; using target words in sentences
17	silent letters o, h, and c finding target words	finding <i>ch</i> words in wordsearch	using a dictionary to find definitions	identifying letter patterns	identifying silent letters; correcting spelling test
18	ei, y and other tricky words finding target words	target word quiz	identifying homophones	identifying <i>le</i> letter patterns; writing sentences	target letter quiz; writing definitions; rhyming clues
19	ous cloze activity	matching adjectives with nouns	identifying <i>ious/eous</i> words	building <i>ous</i> words	identifying letter patterns; writing sentences with target words
20	dis, mis, in, im, il, ir finding target words	understanding prefix meanings	using a dictionary to find related words	target letter patterns; picture clues	completing wordsearch; writing sentences
21	un, de, re, pre, non finding target words	understanding prefix meanings	using a dictionary to find related words	building words using target prefixes	completing wordsearch; writing sentences
22	ly ending finding target words	adding <i>ly</i> to root words	changing <i>y</i> to <i>i</i> before suffix	word building	writing sentences with target words; identifying <i>ly</i> words
23	sure, ture finding target words	target word quiz	identifying <i>ture/cher</i> words	word building	identifying letter patterns; writing sentences
24	wh, ph cloze activity	finding small words within words	target word quiz	word building	cloze activity; <i>wh</i> words quiz
25	compound words making compound words from word sums	making compound words	identifying compound words	building compound words	making compound words; using target words in sentences
26	silent w finding target words	making word webs	completing wordsearch	word building; writing sentences	cloze activity; correcting incorrect spelling in prose
27	words in words finding small words within short words	finding small words within longer words	identifying small words as spelling support	finding words within words	finding words within longer words; using a dictionary to find words containing three small words
28	dictionary work vowels and consonants	alphabetical ordering	finding and writing dictionary definitions	alphabetical ordering	putting homophones in alphabetical order

sp
spr

The flowers are **sprouting**.
Spring has **sprung**!



Key Words

spin
spot
spill
spark
speak
spike
spout
special
specific
spell

spray
sprout
sprint
spring

especially

Focus

Copy the key words neatly into your book.
Tick the ones you can find in the picture.



Extra

- A** Lots of the key words beginning with **sp** and **spr** are hidden in this puzzle. Some go across and some go down.

Write them in your book.

s	p	e	a	k	s	s	p	r	i	n	g
p	x	q	e	s	p	i	l	l	o	u	x
i	m	p	s	p	r	o	u	t	a	z	r
n	l	e	s	p	a	r	k	f	t	o	p
s	p	e	l	l	y	s	p	r	i	n	t



How many did you find?

6 = good

8 or more = brilliant!

- B** Write three sentences.
In each sentence include at least one of the words you have found in the puzzle.

Extension


The vowel letters have been left out of these sentences.

Copy the sentences neatly, putting the vowels back.

- 1 Th_ c_t j_mp_d _v_r th_ f_x.
- 2 H_ g_t cr_ss _nd r_n _ft_r th_ c.t.
- 3 Th_ c_t r_n _p th_ tr_.
- 4 "Y_u w_ll h_v_ t_ c_m_ d_wn_ n_ d_y," s_d th_ f_x.



Remember, the vowel letters are **a, e, i, o** and **u**.



all
al

We **al**ways love the **small** animals.



Focus

Key Words

fall
tall
small
stall

also
always
already
almost
although
altogether

usual
capital
sandal
pedal
signal
hospital
occasional
special
accidental



Remember, a prefix is a letter or letters added at the beginning of a word.

When we use **all** at the beginning of a word, we always drop one **l**.

all + most = **almost**

A Make a new word with each of these words by adding the **al** prefix.

1 most

2 ready

3 together

4 so

5 mighty

6 though

B Write a sentence that includes at least three **al** words.

Extra

Many words that end in **al** are adjectives that are made from other words.

bride (noun) bridal (adjective)



Remember, **adjectives** describe nouns.

- A** For each of these nouns write the related adjective by adding the **al** suffix. Check your answers in a dictionary.

1 norm

2 topic

3 centre

4 music

5 nature

6 accident

7 comic

8 mechanic

- B** For each of these adjectives, write the related noun.

1 occasional

2 signal

3 original

4 factual

5 historical

Extension

Prefixes have meanings.

al

means **all**

always

ad

means **towards**

advance

a

means **on** or **in**

aboard



All right is always two words!

- A** Copy these words and write what you think it means next to each one. Use the prefix to help you.

1 admire

2 almighty

3 asleep

4 adjoin

5 altogether

6 aground



Use a dictionary to help you.

- B** Write a list of at least three words with each of these prefixes. Use a dictionary to help you.

a

ad

al

Tricky Words

though
although

soft c

I like mice
They're so nice
I'll tell you twice
That I like mice!



Key Words

city
centre
cell
cellar
cereal
circus
certain
cycle

ace
race
face

recent
concert
December

except
excellent

Focus

- A** Copy the list of key words neatly in your book. Tick all those that you can see in the picture.
- B** Write the key words that have both a **soft c** and a **hard c** in your book. Try to think of two more words like this.



When the **c** sounds like **s** we say that it is 'soft'. When it sounds like **k** we say it is 'hard'.

Extra

office dice rice police price twice notice spice

Match an **ice** word from the box with each clue.
The first one is done to help you.

- | | | |
|--------------------------|--------|----------------------------------|
| 1 room used for business | office | 2 tastes good with curry |
| 3 Throw a six! | | 4 flavouring for food |
| 5 two times | | 6 they chase criminals |
| 7 gives information | | 8 can be cheap, can be expensive |



Extension

A Sort the words in the box into the correct list.

cymbal accident centre recent cygnet
Cyprus certain cyclist mice bicycle
century notice cylinder cyber special
celery exercise decide cinder circle



In words that have a **ce**, **ci** or **cy** letter pattern the **c** is usually 'soft', like **s**.

ce words	ci words	cy words
celery	cinder	cylinder

B Now try to add more words to your lists where the **ce**, **ci** or **cy** letter pattern isn't at the beginning of the word, like **except**, **pencil** and **juicy**.

silent letters b and k



Key Words

lamb
comb
climb
crumb
thumb


knee
kneel
knew
knife
knit
knot
knock

Focus

A Look at these picture clues.
Write the key words in your book.



1 _____



2 _____



3 _____



4 _____



5 _____



6 _____



7 _____



8 _____



9 _____

B Underline the letters you do not hear or say when you read the words.

C Write two other silent **b** or **k** words.

Extra

Adding suffixes to silent **b** words is easy, like this:


comb combing combed



Remember,
a **suffix** is
an ending.

Copy and finish this chart.

comb	combing	combed
lamb		
climb		
thumb		
plumb		



Extension

Adding a suffix to silent **k** words can be difficult. Sometimes we must double the last letter before adding **ing**, **ed** or **er**.

knit knitting

Tip! Look at the letter before the last letter. Is it a single vowel (**a**, **e**, **i**, **o**, or **u**)?

knit yes knitting
knock no, **c** is not a vowel knocking



Be careful!
Kneel has
two vowels
before the
last letter.

A Copy and finish this chart.

knit	knitting		
knock		knocked	knocker
knot			
kneel			

B Write a fun sentence that has at least four silent letter **k** words.

Tricky Words

know
knowledge

le, el, al, il endings

Double, double, toil
and trouble:
Fire burn and
cauldron bubble.

William Shakespeare
(*Macbeth*)



Key Words

candle
handle
bottle
paddle

angle
bangle
rectangle

camel
cancel
gravel
novel

sandal
metal
signal
hospital

fossil
nostril
tonsil

Focus

Copy the key words neatly into your book.
Tick the ones you can see in the picture.



Extra

We add **ed** to a verb if the action has happened in the **past**, and we add **ing** if it is happening at the **present** time.

Copy the table then add **ing** and **ed** to each verb. The first one is done to help you. Remember what happens if the verb ends with **e**.

verb	present	past
grumble	grumbling	grumbled
tumble		
crumble		
fumble		
jingle		
scramble		



Remember, a **verb** is a doing or being word.



Extension

All the answers to these clues end with the letter pattern **nel**. The first one is done to help you.

- 1 This is a narrow stretch of sea, as between England and France. *channel*
- 2 You might use this when you wash.
- 3 This is a dog's house that you can keep in the garden.
- 4 This is a passage for roads or railways through mountains.
- 5 You use this to help you pour liquid into a bottle.



some y endings

Key Words

chilly
frilly
windy
happy
frosty
dusty
lucky
rainy
sleepy
cheeky
stormy
dirty
grumpy



Focus

A Look at the picture. Copy and finish each sentence with a key word.

- 1 It was a r_____ day.
- 2 I was feeling g_____.
- 3 Jenny was smiling and looking h_____.
- 4 "It is l_____ I planted the seeds yesterday," she said.



B Find a key word to rhyme with:

- 1 snappy
- 2 lumpy
- 3 mucky

Extra

Nouns can be made into adjectives by adding **y**, like this:

rain a rainy day

But remember, if the letter before the last is a single vowel (**a e i o u**), double the last letter, like this:

mud muddy clothes



Remember, **nouns** are naming words and **adjectives** are describing words.

A Copy these nouns and add **y** to make them into adjectives.

- 1 flash 2 wind 3 rock 4 luck 5 rust
6 fog 7 sun 8 fun 9 spot 10 sleep

B Write three sentences, each using at least one of the words you have made.

Extension

To make an adjective with a **y** from a word ending in **e**, remember to drop the **e**, like this:

slim~~e~~ + y = slimy

Copy and complete this chart.

noun	adjective
wave	wavy
laze	
bone	
	rosy
smoke	
	stony



making plurals



Key Words

cats
 dogs
 ducks
 frogs
 cows
 chickens

foxes
 ostriches

monkeys
 donkeys

ponies
 flies
 butterflies

wolves
 calves

Focus

When we talk about only **one** thing it is **singular**.

When we talk about **two or more** things they are **plural**.

We usually add **s** to show that we mean more than one.

singular	plural
cat	+ s = cats
tiger	+ s = tigers




Write the plural of these words.

- | | | | |
|---------|-----------|----------|-----------|
| 1 cat | 2 dog | 3 duck | 4 frog |
| 5 cow | 6 chicken | 7 badger | 8 swan |
| 9 snail | 10 worm | 11 snake | 12 rabbit |

Extra

If a noun ends with **s**, **x**, **ch** or **sh**, we add **es** to make it plural.

singular	plural
peach	+es = peaches



A Copy this table. Make the plurals of these nouns.

singular	ostrich	fox	box	bus	branch	latch	brush
plural							

B Add **s** or **es** to each of these words to make them plural.

- | | | | | |
|--------|---------|---------|----------|--------------|
| 1 bush | 2 car | 3 class | 4 street | 5 box |
| 6 fox | 7 torch | 8 match | 9 pass | 10 passenger |

Extension

To make a noun that ends with **y** plural, change the **y** to **i** before adding **es**.

But if the letter before the **y** is a vowel (**a e i o u**), just add **s**.

singular	plural
fly	flies
monkey	monkeys



Tricky Words

potato
potatoes

Copy this table. Make the plurals of these nouns.


singular	fly	turkey	pony	baby	donkey	butterfly
plural						

Sometimes, to make a noun plural we use a different word or we don't add anything!

Write the plurals for these nouns.

- | | | | | |
|-------|---------|---------|---------|---------|
| 1 man | 2 mouse | 3 sheep | 4 woman | 5 child |
|-------|---------|---------|---------|---------|

y + er
y + est



muddy muddier muddiest

Key Words

windy
windier
windiest

foggy
foggier
foggiest

sunny
sunnier
sunniest

rainy
rainier
rainiest

Focus

A Look at these weather pictures.
Write the key words in your book.



1 _____



2 _____



3 _____



4 _____

B Copy all the key words into your book that have double letters.

Extra

If we want to turn an adjective that ends in **y** into a special adjective to compare **two** things, we change the **y** to **i** and add **er**, like this:

My friend is funny. She is **funnier** than me.



Remember, an **adjective** is a describing word.

Copy these sentences and fill in the gaps by making a comparative adjective from the word in bold. The first is done to help you.

- 1 windy** It is windier today than it was yesterday.
- 2 chilly** I am feeling a lot _____ than I was at home.
- 3 stormy** It was _____ last night than it was on Friday.
- 4 cloudy** It is _____ now than it was this morning.

Extension

If we want to turn an adjective that ends in **y** into a special adjective to compare **more than two** things, we change the **y** to **i** and add **est**, like this:

My friend is funny. She is the **funniest** person I know.

A Copy and complete this chart.

pretty	<i>prettiest</i>
smelly	
moody	
gloomy	
	cheekiest
sleepy	
	messiest



B Write sentences using three of the **est** words you have made.

ing ed



washing



washed

Focus

A Choose a verb ending in **ing** from the key words to match each picture.

1



2



3



4



5



6



7



8



9



Key Words

cooking
cooked
washing
marrying

hugging
hugged
shopping
dragging

waving
waved
smiling
skating

B Write about what happens to **shop**, **hug** and **drag** when **ing** is added.

Extra

Remember, when you add **ing** or **ed** to a short word, look at the letter before the last letter.

If it is a **consonant**, or **two vowels** together just add **ing**.

If it is a **single vowel**, double the last letter and add **ing** or **ed**.

hop hopping

sing singing

read reading

single vowel

consonant

two vowels together

fit fitted

dump dumped

soak soaked

For words ending in **w**, **x** or **y**, don't double the last letter.

play playing played



Remember, the vowel letters are **a, e, i, o, u**. The other letters are consonants.

Add **ing** and **ed** to each of these verbs.

1 clap

2 tug

3 nod

4 slip

5 strap

6 stoop

7 screw

8 munch

9 saw

10 bang

11 fill

12 relax



Extension

Remember, to add **ing** or **ed** to a word that ends with **e**, we normally remove the **e** first.

shave

shaving

shaved

A Add **ing** and **ed** to each of these verbs.

1 chase

2 dive

3 poke

4 close

5 strike

6 tune

7 save

8 blame

9 choke

10 rule

11 behave

12 skate



B Write three more verbs that end in **e** and add **ing** and **ed**.

soft g, ge, dge



The billy goats had to **dodge** the **huge** wolf to cross the **bridge**.

Key Words

edge
ledge

bridge
fridge
ridge

dodge
lodge
lodger

fudge
judge

cage
page
wage

damage
garage

Focus

- A** Sort the key words and any other words that you can find in this picture into these families. Write them in your book.

adge edge idge odge udge



- B** Write a word ending with **ge** that means:
- 1 bigger, beginning with **l**
 - 2 very big, beginning with **h**
 - 3 where cars are kept, beginning with **g**
 - 4 a small house in the country, beginning with **c**.

Extra

When we add **ing** to words ending with **ge**, we must first drop the **e**.

Like this: lodge + **ing** = lodging

A Add **ing** to each of these words.

- 1 dodge 2 hedge 3 nudge 4 judge
5 plunge 6 range 7 sponge 8 bulge

B Write a sentence about the Focus picture opposite, using at least one of these **ing** words.

Extension

strange range fringe plunge orange hinge sponge

All the words in the box have the **nge** letter pattern. In the table below some of the words are missing and some of the definitions are missing. Use the words in the box to help you finish the definitions.



A **definition** is a meaning of a word.

fringe	hair cut straight across the forehead
range	
	metal joint on which a door swings
sponge	
	a dive
strange	
	a juicy fruit



wa
qua

Wanda!
Wash, Wanda?
Wanda want a
wash?
Warm water.
Wash!



Key Words

was
wasp
wash
want
wander
water
watch
wallet


swan
swap
swamp

war
ward
warn
warm

towards
afterwards

quantity
quality
squash

Focus




- A** Find the **wa** words in the picture. Write them in your book.
- B** Draw a picture of something that begins with **swa**. Write its name.

Extra

Write a key word from the Key Words box to answer these riddles.

- 1 a big white bird that rhymes with **gone**
- 2 not very hot and rhymes with **storm**
- 3 makes you clean and rhymes with **cosh**
- 4 to exchange something and rhymes with **mop**
- 5 to walk slowly, that rhymes with **ponder**



Extension

A Write the following in a shorter way.
The first one is done to help you.

- 1 the wings belonging to the wasp *the wasp's wings*
- 2 the watch belonging to Megan
- 3 the wallet belonging to the man
- 4 the water belonging to the fish
- 5 the swamp belonging to the hippo

B Write a list with the names of five friends and one thing that belongs to each one, like this:
Aimee's dog called Barney

To show something belongs to someone, we add 's, like this:

Wanda's bone

The bone belongs to Wanda.



' is called an **apostrophe**.

tion ation

Birthday Instructions

- 1 Turn in the **direction** of the toy **station**.
- 2 Open your toy box a **fraction**.
- 3 Find your present!
- 4 Enjoy your birthday **celebrations**.



Focus

A Match a key word to each of these pictures.



1 _____



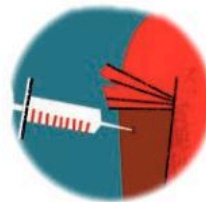
2 _____



3 _____



4 _____



5 _____



6 _____



7 _____



8 _____



9 _____

B Copy all the key words that end with **ation** into your book.
Write a sentence using at least two of these words.

Key Words

station

nation

relation

education

operation

vaccination

multiplication

position

competition

eruption

description

mention

attention

invention

Extra

explanation
examination

operation
station

population

Copy and complete these sentences using words from the box.

- 1 My sister went to hospital for an o _____.
- 2 We have our school maths e _____ today!
- 3 China is the country with the biggest p _____.
- 4 We met our Nan at the s _____.
- 5 My teacher wanted an e _____ for why I hadn't finished my work.



Extension

The **shun** sound at the end of a word is nearly always spelt **tion**.

Never spell it with **sh** except in **fashion** and **cushion**.

Write a **tion** word in the same family as each of these words.

The first one is done to help you.

- 1 celebrate *celebration*
- 2 operate 3 create 4 calculate 5 situate
- 6 evaporate 7 locate 8 investigate 9 educate



You might find a dictionary helpful.

sion

I must do my **revision** for my test on **division**. I must practise **comprehension** so no more **television**!



Key Words

vision
television
revision
division

invasion
occasion

version
diversion
excursion

pension
extension

explosion
erosion

Focus

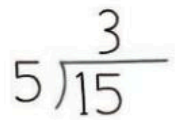
A Match a key word to each of these pictures. Write the answers in your book.



1 _____

2 _____

3 _____



4 _____

5 _____

6 _____



7 _____

8 _____

9 _____

B Write sentences about two of the pictures.

Extra

A Find two words that rhyme with each of these words.

Write them in your book.

1 version 2 television 3 pension

B Write a short passage no longer than three sentences. Each sentence must include at least one of the key words.

Extension

Read the words in the box and the list of definitions.

Match each word to its definition. The first one is done for you.

discussion permission admission
comprehension expansion expression



Remember, a **definition** is the meaning of a word.

1 talking something over *discussion*

2 understanding

3 getting larger

4 letting people enter

5 a way of saying something

6 freedom to do something

Tricky Words

occasion occasionally
possess possession



adding suffixes



Key Words

helpful
hopeful
wonderful
careful

careless
homeless
pointless
hopeless

pavement
payment
treatment
enjoyment
improvement

illness
darkness
laziness
silliness

Focus

- A** Add **ful**, **less**, **ment** or **ness** to finish these words.
Write the words in your book.



1 wonder _____



2 pay _____



3 dark _____



4 care _____

- B** Look at these words.

point base entertain excite judge
improve fear sense end use

You can add **less** to some and you can add **ment** to others.
Make two lists, one for each type.

Extra

Remember, to add a suffix to a word that ends in **y**, where the **y** sounds like **ee** in **bee**, change the **y** to **i** and add the suffix, like this:

happy + ness = happiness
beauty + ful = beautiful



A group of letters added to the end of a word is called a **suffix**.

Add **ness** or **ment** to each of these words and then use four of the new words in sentences.

- | | | | |
|---------|-----------|----------|-----------|
| 1 lazy | 2 naughty | 3 nasty | 4 empty |
| 5 enjoy | 6 pay | 7 happy | 8 heavy |
| 9 dry | 10 pretty | 11 silly | 12 employ |



Listen carefully to the sound of the **y** before deciding whether to change it!



Extension

Adding different suffixes to a word can change its meaning. Use the suffixes in the box to make as many new words as you can using the words below. The first one is done to help you.

ly ful less er able ed ing

- | | | | |
|--------|----------|---------|-----------|
| 1 help | helpless | helpful | helping |
| | helped | helper | helpfully |
| 2 wish | 3 care | 4 fear | |
| 5 pain | 6 friend | 7 walk | |



Check-up 1

Focus

What are these? The first letters will give you a clue.
Write them in your book.



1 sp _____



2 b _____



3 c _____



4 c _____




5 l _____



6 k _____



7 c _____



8 c _____



9 c _____



10 f _____



11 m _____



12 h _____



13 w _____



14 s _____



15 s _____



16 t _____

Extension

A Copy these nouns and add **y** to make them into adjectives.

1 wind

2 luck

3 sun

4 fog

5 wave

6 smoke

B Write the plural of these words.

1 cow

2 chicken

3 badger

4 swan

5 box

6 class

7 torch

8 brush

9 pony

10 baby

11 monkey

12 donkey



C Add **er** and **est** to each of these nouns to make adjectives.

1 warm

2 cloudy

3 foggy

4 misty

D Add **ful**, **less**, **ment** or **ness** to finish these words.

1 excite

2 sense

3 wonder

4 dark

E Add **ness** to each of these words.

1 lazy

2 happy

3 silly

4 naughty

contractions



It's too late.
United **can't** make it!

Key Words

I'll
he's
she's
there's
it's
where's
here's
don't
isn't
doesn't
didn't
won't
can't
couldn't
wouldn't
shouldn't
hasn't

Focus

Write the two words that have been joined to make these words.

The first is done to help you.

- 1 don't do not
- 2 I've 3 he's 4 she's 5 I'll
- 6 don't 7 can't 8 won't 9 doesn't
- 10 wouldn't 11 weren't 12 shouldn't 13 where's



Extra

Read these sentences quietly to yourself.

Try putting **you are** or **your** in the gaps. Which one makes sense?

Copy the sentences into your book, choosing **you're** (which means 'you are') or **your** to finish them.

- 1 Can I come to _____ party?
- 2 No, _____ too young!
- 3 I think _____ being unkind.
- 4 _____ wrong!
- 5 But _____ dad said I am old enough!



Extension

A Make contractions from these pairs of words.

- | | | |
|--------------|-------------|-------------|
| 1 should not | 2 could not | 3 would not |
| 4 you would | 5 you will | 6 you have |

B Use each contraction in **A** in a sentence.



Remember, a contraction is one word made from two e.g. did not = **didn't**.

homophones



Ratty and Mole **rowed** down the river in the **tale** 'The Wind in the Willows' by Kenneth Grahame.

Key Words

- rain
- rein
- reign
- dear
- deer
- knight
- night
- not
- knot
- flour
- flower
- sun
- son
- berry
- bury
- ball
- bawl

Focus

Look at these picture clues.
Write the correct word in your book.



1 _____



2 _____



3 _____



4 _____



5 _____



6 _____



7 _____



8 _____

Extra

Homophones are words that sound the same, but which are spelt differently and have different meanings.

We passed **two beech** trees as we walked **to** the **beach** to **see** the **sea**.



Remember, **homo** means 'same' and **phone** means 'sound'.

A Write a homophone for each of these words.

- | | | | | |
|-----------|---------|---------|--------|---------|
| 1 whether | 2 who's | 3 scene | 4 mist | 5 plane |
| 6 fair | 7 great | 8 grown | 9 hear | 10 meet |

B Write sentences about a trip to the beach using four of the pairs of homophones in **A**.

Extension

Mnemonics (pronounced *nemonics*) are short phrases or rhymes that help us remember things. We can use mnemonics to help us to remember which homophone to use.

hear or here?

We **hear** with our **ear**.

It's **here** not **there**.

A Copy these words and phrases. Underline the letters in each that the mnemonic helps us to remember.

- | | |
|------------------|--------------------------------------|
| 1 beech or beach | The beach is by the sea. |
| 2 heard or herd | I heard with my ear. |
| 3 steel or steal | Dad tried to steal Mum's cup of tea. |
| 4 meet or meat | We can eat meat. |

B Make up your own mnemonics to help you remember how to use these homophones correctly.

- | | |
|--------------------|------------------|
| 1 serial or cereal | 2 stair or stare |
| 3 hair or hare | 4 board or bored |



silent letters o, h and c

Two young
puppies are
double the
trouble!



Focus

- A** Match a key word to each of these picture clues.
Write the answers in your book.



1 _____

2 _____

3 _____



4 _____

5 _____

6 _____

- B** Write a sentence about one of these pictures.

Key Words

young
touch

double
trouble

echo
chemist
chemical

scene
scenery
science
scientific

Extra

Many words we use in English have originally come from other languages.

Words with **ch**, when the **h** is silent, are usually from the **Greek** language.

echo chrome chronic

Make a list of words with a silent **h** that you can find in this puzzle.

You should be able to find eight.

v	i	c	x	a	q	f	e	c
g	c	h	r	o	n	i	c	h
k	k	r	e	y	h	g	h	o
i	t	o	q	k	x	p	o	r
q	b	m	c	h	o	i	r	u
c	h	e	m	i	s	t	f	s
c	h	a	r	a	c	t	e	r
o	s	c	h	e	m	e	b	n



Extension

A Use a dictionary to find the definition of these words.

- | | | |
|-------------|------------|------------|
| 1 chronic | 2 scheme | 3 echo |
| 4 character | 5 chemical | 6 mechanic |

B Write a sentence using one of the words in **A**.



A **definition** is the **meaning** of a word.

ei, y and other tricky words

Eight chefs visit the **pyramids** in **Egypt**.



Key Words

vein
reins
weight
freight
sleigh
neighbour
eight
eighth
height
they
obey
Egypt
pyramid
natural
quarter
woman
women
length
caught
surprise
strength

Focus

- A** Match a key word to each of these picture clues. Write the answers in your book.



1 _____



2 _____



3 _____



4 _____



5 _____



6 _____

- B** Write a homophone for each of these words.

1 vane

2 rain

3 eight

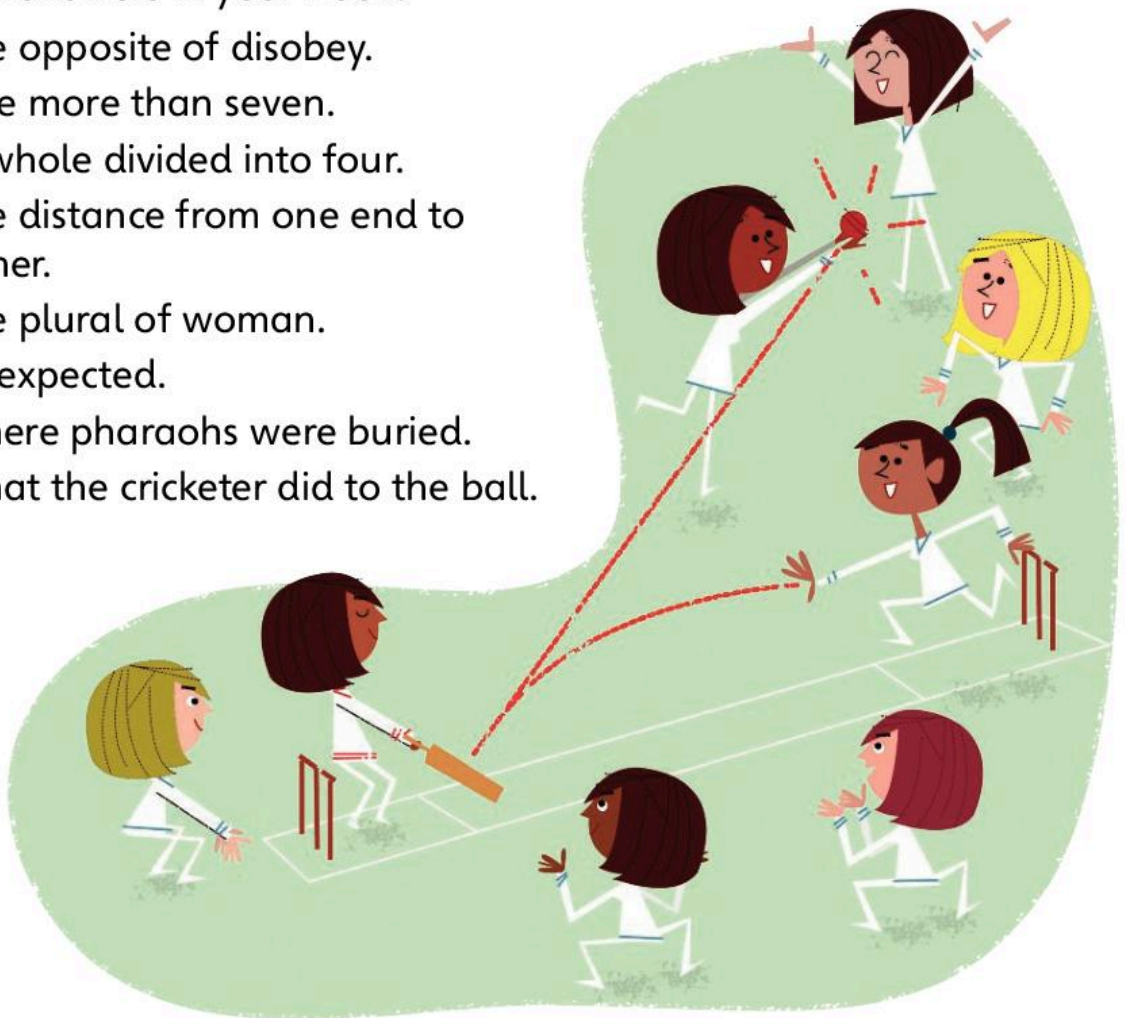
4 slay

Extra

Who am I?

Write the answers in your book.

- 1 I'm the opposite of disobey.
- 2 I'm one more than seven.
- 3 I'm a whole divided into four.
- 4 I'm the distance from one end to the other.
- 5 I'm the plural of woman.
- 6 I'm unexpected.
- 7 I'm where pharaohs were buried.
- 8 I'm what the cricketer did to the ball.



Extension

- A** Copy these words in your book.
Write a homophone next to each word.
The first one is done to help you.

1 wait *weight* 2 slay 3 vain 4 rain


- B** Use your dictionary to help you write a definition for each of these words.

1 reign 2 sleigh 3 weight 4 vein



Remember, a **homophone** is a word that sounds the same.

OUS



Key Words

dangerous
enormous
famous
generous
jealous
nervous

curious
furious
previous
serious
various
victorious

hideous
courteous

Focus

Copy these sentences into your book. Fill the gaps with words from the key word list.

- 1 The London Eye is f_____.
- 2 It is an e_____ big wheel.
- 3 I felt n_____ about going on it.
- 4 Dad said it isn't d_____.
- 5 My friends will be very j_____ when they know I've had a ride!

Extra



Remember,
adjectives
describe
nouns.

- A** Match these adjectives with their nouns.
Write them in pairs in your book.

nouns	adjectives
danger	suspicious
jealousy	victorious
victory	nervous
nerve	disastrous
disaster	jealous
suspicion	dangerous



- B** Add at least another two pairs to your list.

Extension

- A** In the box are some of the more tricky words ending in **ious** and **eous**.

curious hideous vicious conscious outrageous
precious delicious gorgeous spontaneous

Copy the words into your book.
Sort them into two lists, like this:

ious words **eous words**

curious

hideous



- B** Add more words to your lists.
What do you notice about the **eous** list?

dis mis
in im
il ir

Key Words

dislike
disagree
disappear

misbehave
misspell

incorrect
invisible

illegal
illegible

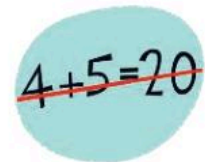
impossible
immature

irregular
irresponsible



Focus

A Match a key word to each of these pictures.
Write the answers in your book.



1 _____

2 _____

3 _____



4 _____

5 _____

6 _____

B Write sentences using at least two of these words.

Extra

Remember, a **prefix** is a group of letters at the beginning of a word that changes its meaning.

Some prefixes give a word the opposite meaning.

obey **dis**obey possible **im**possible



When we add a **prefix**, don't worry if it doubles some letters. Just add it!

A Copy these words and underline the prefixes.

- | | | |
|-------------|------------|-------------|
| 1 dislike | 2 misspell | 3 incorrect |
| 4 illegal | 5 immature | 6 irregular |
| 7 disappear | 8 inactive | 9 misprint |

B Add a prefix to these words to make them have the opposite meaning.

- | | |
|---------------|------------|
| 1 agree | 2 visible |
| 3 mature | 4 behave |
| 5 responsible | 6 patient |
| 7 legible | 8 relevant |



Extension

Use a dictionary to help you write three other words beginning with each of the six prefixes **dis**, **mis**, **in**, **im**, **il** and **ir**.

The first one is done to help you.

- 1 dis distrust disintegrate dislocate



un de re pre non



Key Words

unhappy
untidy
untie
unwell
unfold
undress

decode
defrost
defuse

refill
revisit

preset
preview

non-stop
non-starter
nonsense

Focus

- A** Add **un** to make the opposites of these words. The pictures will help you. Write the answers in your book.



1 ____ dress



2 ____ well



3 ____ fold



4 ____ happy



5 ____ tidy



6 ____ tie

- B** Write a sentence about one of these pictures.

Extra

Remember, a **prefix** is a group of letters at the beginning of a word that changes its meaning.

Some prefixes give a word the opposite meaning.

equal **unequal** sense **nonsense**

Here are some other important prefixes.

mist **demist** build **rebuild** set **preset**



Prefix has
a prefix!

A Copy these words and underline the prefixes.

- | | | | |
|-------------|------------|-----------|---------------|
| 1 unpopular | 2 depress | 3 revisit | 4 prejudge |
| 5 unzip | 6 decode | 7 replay | 8 prehistoric |
| 9 unsure | 10 prepaid | 11 defuse | 12 non-stick |

B Add the prefix **re** to these words to make them have the sense of redoing something.

- | | |
|---------|---------|
| 1 build | 2 play |
| 3 visit | 4 pay |
| 5 write | 6 place |
| 7 form | 8 fill |



Extension

A Use a dictionary to help you write three other words beginning with each of the prefixes **de**, **un**, **re**, **pre** and **non**.

The first one is done to help you.

1 **de** *decay* *destroy* *deface*

B Write a sentence to explain what each prefix means.

**Tricky
Words**

describe
description

ly ending



I go to school **daily**.
I go swimming **weekly**.
I go on holiday **yearly**.

Key Words

sadly
madly
kindly
wisely

weekly
monthly
completely

actually
usually
finally

happily
angrily
heavily

gently
simply
humbly

Focus

A Match a key word to each of these pictures.
Write the answers in your book.



1 _____



2 _____



3 _____



4 _____



5 _____



6 _____

B Write sentences using at least two of these words.

Extra

The **ly** suffix starts with a consonant letter so it is simply added straight on to most root words, like this:

sad sadly cross crossly

If the root word ends with **l** we still add **ly**, like this:

usual usually

Add **ly** to each of these words.

- | | |
|------------|-------------|
| 1 bad | 2 steep |
| 3 nice | 4 slow |
| 5 glad | 6 helpful |
| 7 like | 8 silent |
| 9 original | 10 eventual |



Extension

When adding **ly** to words that end with **y**, we change the **y** to **i** before adding **ly**, like this:

happy happily

A Add **ly** to each of these words.

- | | | |
|----------|----------|---------|
| 1 merry | 2 cheery | 3 heavy |
| 4 pretty | 5 angry | 6 happy |

B Write sentences using at least three of the **ly** words you have made.



sure ture

A scary creature
was guarding
the treasure.



Key Words

measure
treasure
pleasure
leisure

furniture
nature
future
picture
creature
texture
mixture

sculpture
fracture
adventure

Focus

A Match a key word to each of these pictures.
Write the answers in your book.



1 _____



2 _____



3 _____



4 _____



5 _____



6 _____

B Write sentences using at least two of
these words.

Extra

- A** Choose a word from the box to match each clue. Write the answers in your book.

future mixture pleasure creature
treasure fracture puncture sculpture

What am I?

- 1 I'm several different things put together.
- 2 I'm a box of valuable items.
- 3 I happen if you fall badly.
- 4 I'm the opposite of the past.
- 5 I am what a sculptor makes.
- 6 I'm a hole in your bike tyre.
- 7 I'm a small animal.
- 8 I'm another word for happiness.



- B** Make up a similar 'What am I?' puzzle using other **ure** words for your friends.

Extension

Most words with the 'tcher' sound at the end are spelt **ture**.

nature picture

But when the root word ends in **ch** we just add **er**, like this:

teach teacher


- A**
- | | | | |
|---------|----------|---------|-----------|
| teacher | sketcher | catcher | stretcher |
| richer | snatcher | pincher | muncher |

Copy the **cher** words in the box into your book. Neatly underline the **ch** in each one.

- B** Write a sentence using at least two of the words.

wh
ph

Where is the **wh**ale?
Where is the **ph**in?



Key Words

when
where
why
which
while
white

what
who
whose
whole

pheasant
phrase
photo

alphabet
elephant
dolphin
nephew
trophy

Focus

Copy these questions.
Choose **wh** key words to fill the gaps.

- 1 _____ are we going?
- 2 _____ will the bus come?
- 3 _____ bus are we catching?
- 4 _____ isn't Kamil coming with us?



Extra

How many small words can you find in these **wh** and **ph** words?

For example, **where**: he (**where**); her (**where**); here (**where**).

- | | | |
|------------|--------------|--------------|
| 1 wheel | 2 white | 3 wheat |
| 4 when | 5 whisper | 6 whiskers |
| 7 earphone | 8 pharmacist | 9 photograph |



Extension

elephant
saxophone

dolphin
telephone


photograph
atmosphere

autograph
microphone


What am I?

Write the answer from the box in your book.

- 1 I'm the largest land animal.
- 2 I'm a signature.
- 3 I can make sounds louder.
- 4 I'm the air around the Earth.
- 5 I'm used to talk to people far away.
- 6 I swim in the sea.
- 7 I'm a musical instrument.
- 8 I'm an image of people, places or things.



compound words



Key Words

someone
somebody
something
somewhere

anyone
anybody
anything
anywhere

everyone
everybody
everything
everywhere

Focus

Copy and finish these word sums.
Write the answers in your book.



1 paint + brush =



2 earth + worm =



3 foot + ball =



4 egg + cup =



5 goal + keeper =



6 tool + box =

Extra

Write as many compound words as you can that have the following as part of the words.

- | | | | |
|--------|----------|---------|---------|
| 1 body | 2 thing | 3 eye | 4 no |
| 5 day | 6 time | 7 green | 8 foot |
| 9 way | 10 grand | 11 path | 12 post |



Remember, when two words are joined, the new word is called a **compound word**.

Extension

- A** Find and copy the compound words in this postcard into your book.

Dear Grandmother,
We are having fun here at the seaside, making sandcastles and playing football. At lunchtime we walked up the footpath from the beach and had strawberry ice cream at the cafe on the clifftop.
From your loving grandson,
Carl

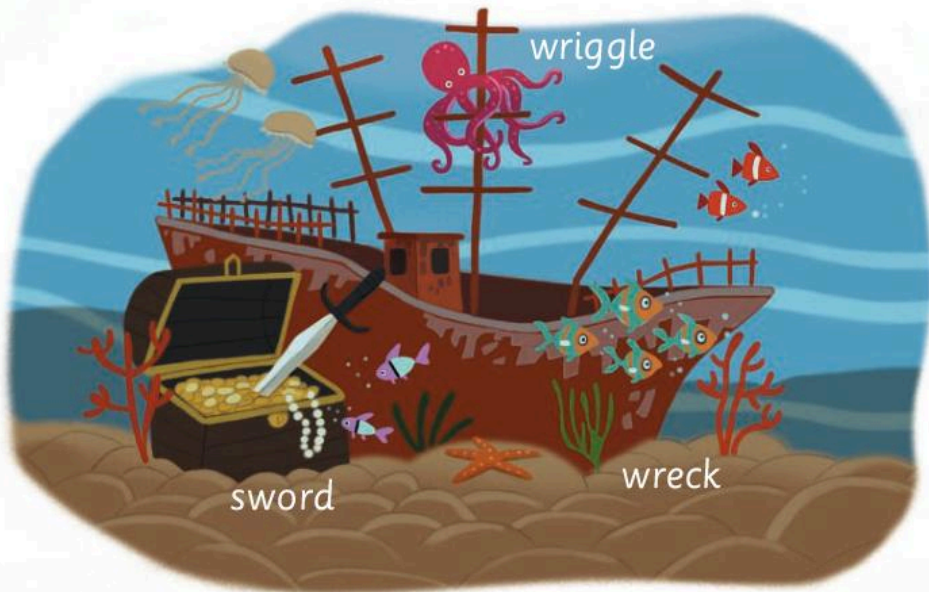


Mrs Greensmith
Windmill House
Woodland Road
Southend
SD43 5SN

- B** Write some compound words that you might find at the supermarket.



silent w



Key Words

wrap
wreck
write
wrinkle
wrist
wrong

wrath
wren
wrestle
wriggle
wring

whole
answer
sword

Focus

- A** Write the key words that match each picture in your book.



1 _____



2 _____



3 _____



4 _____



5 _____



6 _____



7 _____



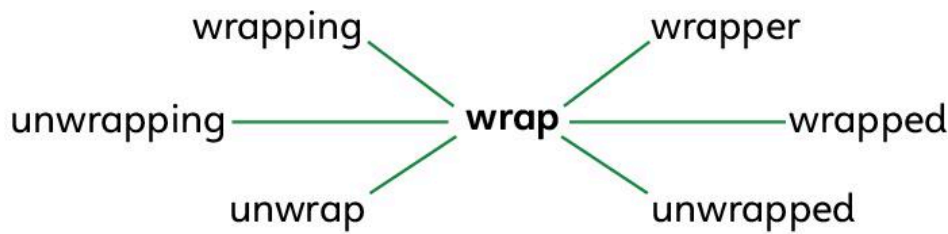
8 _____

~~3+4=5~~

9 _____

- B** Underline the silent letter in the words you have written.

Extra



This **word web** contains some of the words you can make by combining the root word **wrap** with prefixes and suffixes.

- A** Make a word web for each of these root words below. Write them in your book. They might not have as many related words as **wrap**.

write wriggle wrong wrestle

- B** Write the root word hidden in these words.

- 1 wholesome 2 wrecking 3 wrinkly
4 wrongfully 5 unanswerable 6 wringer

Extension

Ten words with silent letters are hidden in this puzzle. Write the answers in your book.

q	r	h	y	m	e	s	i	g	n
b	c	o	m	b	c	l	i	m	b
e	w	u	e	r	t	k	n	o	w
m	y	r	e	i	g	n	i	o	k
a	u	t	u	m	n	e	q	n	n
r	h	i	n	o	c	e	r	o	s

- I'm 60 minutes.
- I'm found in poems.
- I'm when a king or queen rules a country.
- I'm a leg joint.
- I'm an animal with a large horn.
- I'm what you do when you write your name on a card.
- I'm the homophone of 'no'.
- I'm used to keep hair tidy.
- I'm a season.
- I'm what children like to do in trees.



Remember, a **prefix** is added at the beginning of a word and a **suffix** is added at the end of a word.

words in words



Key Words

that
them
then

want
what
where
when

your
because
another
something
someone
friend
therefore

Focus

Spelling is often easier if you can find smaller words within longer words.

Copy these words and neatly underline a small word hidden in each one.

The first one is done to help you.

- | | | | |
|------------------|---------|----------|------------|
| 1 <u>because</u> | 2 what | 3 friend | 4 your |
| 5 when | 6 that | 7 them | 8 want |
| 9 where | 10 whim | 11 then | 12 another |



Extra



Write all the smaller words you can find in each of these words.
The first one is done for you.

- 1 carefully careful care car a are ref full fully
2 another 3 someone 4 grandmother
5 clockwise 6 unfortunately 7 forgetful
8 unsatisfactory 9 knowledge 10 therefore


Extension

- A** Write your full name. Can you find any smaller words in it?
- B** Find a word with five smaller words within it.
Write the word and the smaller words.
Use a dictionary to help you.
- C** Make word pictures to remind you how to spell these words. The first one is done to help you.

- 1 want want
2 glove 3 string
4 shook 5 share
6 battery 7 office



dictionary work



dictionary *n.* a book of words in alphabetical order, with the meaning of each word (*pl.* dictionaries)

Focus

a b c d e f g h i j k l m n o p q r s t u v w x y z

Key Words

letter
order

vowel
consonant

definition

first

last

between

alphabet
alphabetical
dictionary

Remember, there are 26 letters in the alphabet.
Five of these are the **vowel letters**.
The other letters are called **consonants**.

Write the answers to these questions in your book.

- 1 What is the first vowel letter?
- 2 What is the last consonant?
- 3 What is the vowel letter following **h**?
- 4 What is the consonant after **o**?
- 5 What is the letter before **r**?
- 6 What is the middle vowel letter?
- 7 Which comes first, **m** or **n**?
- 8 Which comes first, **s** or **v**?
- 9 Which letter is between **k** and **m**?
- 10 Which letter is midway between **a** and **e**?
- 11 Is **p** nearer to **g** or **z**?
- 12 Is **n** nearer to **f** or **s**?
- 13 Which are the two vowel letters not found in the word **alphabetical**?
- 14 List the letters that are in the second half of the alphabet.



Extra

Remember, **alphabetical order** means the letters are put in the order of the alphabet.

The words in a dictionary are in alphabetical order.

Remember, if we are sorting words into alphabetical order and they begin with the same letter, we need to use the second letter in each word.

lace lettuce lime lottery lunar

a b c d e f g h i j k l m n o p q r s t u v w x y z

If the second letters are the same we need to look at the third letters.

shark sheep shield shoal shriek

a b c d e f g h i j k l m n o p q r s t u v w x y z

- A** Write these words in alphabetical order.
You will need to look at the second letters.

1 cud cross commit chair
2 fine feud fable flexible
3 mould measles magistrate muffle

- B** Write these words in alphabetical order.
You will need to look at the third letters.

1 nurse nudge nut number
2 fowl four forecast fossil
3 curtain cupboard custody cutlass



Extension

- A** Write your own short definition for each of these words. The first one is done to help you.

1 luscious *sweet and delicious*
2 explosive 3 automatic 4 efficient
5 atmosphere 6 crystal 7 impossible



Remember, a **definition** is the meaning of a word.

- B** Use a dictionary to find the definitions of the words in **A**.
Copy them into your book.

Check-up 2

Focus

Write a word to match each picture.

Some letters are shown to give you a clue. Write the words in your book.



1 s _____ g



2 fr _____



3 p _____



4 s _____



5 th _____



6 k _____



7 h _____



8 h _____



9 st _____



10 tele _____



11 _____ f



12 _____ t



13 f _____ n _____



14 tr _____



15 _____ l



16 t _____



17 _____ t



18 s _____



19 f _____



20 e _____

Extra

A Write the plural of these words.

- | | | | |
|--------|------------|-----------|-----------|
| 1 bell | 2 bus | 3 match | 4 dress |
| 5 box | 6 dish | 7 mystery | 8 factory |
| 9 play | 10 library | 11 monkey | 12 fly |

B Write the answers to these word sums.

- | | | |
|--------------------|------------------|------------------|
| 1 walk + ing = | 2 cry + ing = | 3 slip + ing = |
| 4 love + ing = | 5 grumble + ed = | 6 help + ful = |
| 7 cry + ed = | 8 happy + ly = | 9 mercy + less = |
| 10 please + sure = | 11 slow + est = | 12 merry + er = |
| 13 smoke + y = | 14 heavy + est = | 15 shake + y = |

C Add the prefix **un**, **dis**, **ir**, **in**, **im**, **il** or **mis** to these words to make them have the opposite meaning.

- | | | |
|---------------|------------|-----------|
| 1 responsible | 2 mature | 3 patient |
| 4 sure | 5 legible | 6 agree |
| 7 visible | 8 relevant | 9 spell |

D Add the prefix **de**, **re**, **pre** or **non** to these words to give them a different meaning.

- | | | |
|---------|---------|---------|
| 1 sense | 2 frost | 3 fill |
| 4 visit | 5 view | 6 stick |

E Write contractions for each of these pairs of words.

- | | | | |
|------------|--------------|---------------|-------------|
| 1 he is | 2 is not | 3 he will | 4 there has |
| 5 I am | 6 she would | 7 do not | 8 could not |
| 9 does not | 10 would not | 11 should not | 12 I would |

Extension

A Write your friend's full name in your book. Write all the smaller words that you can find hidden in their name.

B Write the words in each of these groups in the order they would be in the dictionary.

1 chase cluck calf costume

2 slippery strong ship smoke sudden

3 destroy damp dull disappoint donkey

4 apple another absent adventure
altogether agree

C A silent letter has been left out of each of these words. Write the words correctly in your book.

1 com__ 2 clim__ 3 __rong 4 __ritten

5 __nife 6 __nock 7 d__uble 8 c__emist

9 s__enery 10 ec__o 11 sc__ool 12 c__aracter

D Choose the correct homophone for each of these sentences. Write each correct sentence in your book.

1 Are you enjoying this lovely whether/weather?

2 Have you scene/seen Dad anywhere?

3 The footballer mist/missed the goal!

4 Did you hear/here that noise?

5 Grip the reins/rains firmly.

6 We need flower/flour to make bread.

E Make an adjective ending in **ous** from each of these nouns.

1 danger 2 nerve 3 suspicion 4 victory

OXFORD

UNIVERSITY PRESS

Great Clarendon Street, Oxford, OX2 6DP, United Kingdom

Oxford University Press is a department of the University of Oxford. It furthers the University's objective of excellence in research, scholarship, and education by publishing worldwide. Oxford is a registered trade mark of Oxford University Press in the UK and in certain other countries

Text © John Jackman and Hilary Frost 2015

Illustrations © David Semple and Shahab Shamshirsaz 2015

The moral rights of the author have been asserted

First published 2015

All rights reserved. No part of this publication may be reproduced, stored in a retrieval system, or transmitted, in any form or by any means, without the prior permission in writing of Oxford University Press, or as expressly permitted by law, by licence or under terms agreed with the appropriate reprographics rights organization. Enquiries concerning reproduction outside the scope of the above should be sent to the Rights Department, Oxford University Press, at the address above.

You must not circulate this work in any other form and you must impose this same condition on any acquirer

British Library Cataloguing in Publication Data

Data available

ISBN: 978-1-40852405-3

1 3 5 7 9 10 8 6 4 2

Paper used in the production of this book is a natural, recyclable product made from wood grown in sustainable forests. The manufacturing process conforms to the environmental regulations of the country of origin.

Printed in Italy by L.E.G.O S.p.A.

Acknowledgements

Cover illustration: David Semple
Page make-up: OKS Prepress, India



Nelson Spelling

The essential course for success in spelling

Nelson Spelling provides a whole-school programme for the teaching of spelling. Focused units cover all the essential spelling patterns and rules, with plenty of practice, repetition and assessment built in. The course is designed to be simple to use, with three levels of differentiation as well as placement tests and formative assessment materials to help ensure that all children are on track.

The course provides:

- Differentiated materials for plenty of practice, extension and reinforcement
- A clear progression and full curriculum coverage
- Support for assessing children's knowledge and understanding in preparation for national tests

Pupil Book 3

OXFORD
UNIVERSITY PRESS

How to get in touch:

web www.oxfordprimary.co.uk
email primary.enquiries@oup.com
tel. +44 (0) 1536 452610
fax +44 (0) 1865 313472

ISBN 978-1-4085-2405-3



9 781408 524053