



Nelson
Spelling

Pupil Book 2



OXFORD



Nelson
Spelling

Pupil Book 2



OXFORD
UNIVERSITY PRESS

Book 2 Scope and Sequence

Unit	Pupil Book Focus	Pupil Book Extra	Pupil Book Extension	Workbook Focus	Workbook Extra & Extension	Resource Book Focus	Resource Book Extension
1	a-e ai ay key word matching	compound words	homophones	labelling a picture	word sums: adding <i>ing</i> ; key word quiz	using <i>ai</i> and <i>ay</i> words	key exceptions: <i>said, says, again</i> ; wordsearch
2	ee ea e-e key word matching	homophones; cloze activity	short <i>ea</i> cloze activity	labelling a picture	sorting words by <i>ee / ea</i> ; writing rhyming words	<i>ee / ea</i> word sums; word matching	<i>ee / ea</i> puzzle; cloze activity with <i>please & heard</i>
3	i-e igh y key word matching	copying <i>ike y ice ight</i> rhyming words	target word quiz with poem	labelling a picture	completing words with <i>igh</i> and <i>y</i> ; cloze activity	<i>y</i> word sums	rule for adding <i>ed / es</i> to words ending in <i>y</i> ; <i>why</i>
4	o-e oa ow finding rhyming words	sorting words by long / short <i>ow</i>	vowel letters	labelling a picture	wordsearch; using given words in sentences	<i>oa / ow</i> word sums; word-matching	practising words with long 'o' phoneme
5	u-e oo ew key word matching	target word quiz	sorting words by long / short <i>oo</i>	labelling a picture with given words	word-matching; writing rhyming words	<i>ew / oo</i> word sums; word-matching	alphabetical ordering by 2nd letter
6	ar key word matching	identifying <i>ar</i> words in a picture; the <i>ar</i> grapheme as <i>or</i> phoneme	the <i>ar</i> phoneme when spelled <i>a</i>	labelling a picture with given words	building <i>art ar ark</i> words; writing sentences	<i>ar</i> letter patterns	word sums; letter pattern sorting
7	oi oy finding rhyming words	sorting words by <i>oil oin oy</i> patterns	completing words with <i>oi</i> or <i>oy</i>	labelling a picture	cloze activity; finding words in jumbled letters	<i>oil, oin, oint & oy</i> letter patterns	writing sentences
8	ear ea key word matching	sorting words by long / short <i>ea</i>	wordsearch	labelling a picture	writing rhyming words; word quiz	<i>ear & ead</i> letter patterns; word sums	sorting <i>ea</i> words
9	er ir ur key word matching	cloze activity with <i>ur</i> words	<i>ire</i> phoneme dictionary work	labelling a picture	completing words with <i>er, ir</i> and <i>ur</i> ; sorting words	<i>er, ir</i> and <i>ur</i> word sums; word-matching	adding suffixes and doubling final consonant
10	ou ow key word matching	sorting words by different <i>ow / ou</i> sounds	cloze activity: irregular but high frequency <i>ou</i> words	labelling a picture	word quiz; wordsearch	<i>ou & ow</i> letter patterns	<i>could, should, would</i> ; <i>ou</i> homophones
11	or ore aw au key word matching	suffix <i>ed / d</i>	homophones wordsearch	labelling a picture	word sums with <i>ing</i> ; writing rhyming words	word fan; word-matching	homophones cloze activity
12	air ear are key word matching	homophone pairs wordsearch	compound words puzzle	labelling a picture	building <i>air ear are</i> words; alphabetical order	<i>ain & air</i> letter patterns; word sums	completing words; homophone practice
13	all al matching and using key words	<i>al</i> prefix	<i>al / ly</i> suffixes	labelling a picture	sorting words by <i>al / all</i> ; cloze activity	target letter patterns; word sums	<i>al</i> prefix
14	unusual 'o' words key word matching	cloze activity using target words	word puzzle using target words	word-matching	identifying and writing rhyming words; completing words; sentence writing	word-matching; rhyming words	different phonemes using <i>o</i> in <i>o-e</i> words

The darker cells introduce statutory material for this year group in the National Curriculum for England. The paler cells denote revision of a topic covered in previous years.

Unit	Pupil Book Focus	Pupil Book Extra	Pupil Book Extension	Workbook Focus	Workbook Extra & Extension	Resource Book Focus	Resource Book Extension
15	un dis key word matching, adding <i>un</i> & <i>dis</i>	cloze activity using target prefixes	writing sentences with target prefixes	labelling a picture	building words using the target prefixes; wordsearch	<i>dis</i> words fan; word-matching	target word puzzles; sentences
16	soft c matching and using key words	wordsearch with 'soft' and 'hard' c	word fan with <i>ace</i> pattern	labelling a picture	word-matching; writing sentences	word sums; word-matching	alphabetical ordering
17	soft g ge dge matching key words and building words	wordsearch	<i>ge dge</i> quiz	labelling a picture	cloze activity; finding words in jumbled letters	letter patterns; rhyming words	target word puzzle; sentences
18	le el al il endings key word matching; rhyming words	identifying letter patterns; answering clues	sorting letter patterns	labelling a picture	completing words with <i>le, el, al & il</i> ; cloze activity	<i>le</i> letter patterns; rhyming clues	jumbled letters puzzle; wordsearch
19	adding 's or s adding missing apostrophes	adding missing apostrophes; shortening sentences using 's	plurals with <i>s</i> and <i>es</i>	labelling a picture	adding apostrophes; plurals with <i>s / es</i>	plural nouns with <i>s & es</i>	sentences with singular possessive
20	y ey endings matching and using key words	selecting and sorting <i>y</i> phonemes	vowel / <i>y</i> plurals	labelling a picture	completing words with <i>y</i> or <i>ey</i> ; forming plurals in nouns ending in <i>y</i>	target letter patterns; rhyming words	adding <i>s</i> to words ending in <i>y</i>
21	adding ing ed er matching & using key words	double last letter before suffix	dropping <i>e</i> before suffix	labelling a picture	word sums with <i>ing</i> (magic) <i>e</i> ; word sums	final consonant doubling	adding <i>ing</i> rules
						Extra practice 1 adjectives with <i>y</i>	Extra practice 2 <i>er</i> and <i>est</i> with 'magic' <i>e</i>
22	silent letters matching and using key words	wordsearch; quiz	sorting words by silent letter	labelling a picture	identifying silent letters; silent <i>k, g,</i> <i>w</i> words	target letter patterns; word sums	identifying words with silent letters
23	wa qua key word matching	target word quiz	singular possessive	labelling a picture	cloze activity; finding words in jumbled letters	target letter patterns; word sums	cloze activity; wordsearch
24	adding less ful ness ment ly adding suffix to make target words	adding suffix to <i>y</i> endings	adding <i>ness,</i> <i>ment</i> to make new words	labelling a picture	building <i>full less</i> words; writing sentences	word fans with <i>less, full</i>	<i>less fully</i> suffixes
25	shortened words deconstructing contractions	forming contractions from two words	tricky contractions	matching contractions with their component words	using contractions in sentences	writing & 'exploding' contractions	writing contractions; using <i>its & it's</i>
26	tion matching & using key words	finding target words in wordsearch	the <i>zh</i> sound spelt 's'	labelling a picture	word-matching; using <i>tion</i> words in sentences	word sums; word-matching	completing words; wordsearch
27	homophones writing homophones	homophone cloze activity	homonyms	labelling a picture	differentiating between homophone pairs; homonym cloze activity	high frequency homophones	homophone practice
28	y + er y + est y + ed matching & writing key words	adding suffixes to words ending in <i>y</i>	comparative adjectives	labelling a picture	word sums; cloze activity	word-matching	rule for adding <i>er / est</i> to words ending in <i>y</i>

UNIT
1

a-e
ai
ay

Key Words

tail
nail
snail

ray
play

tray
stray

blame
flame

flake
snake

The bat won't go out in the **day**,
He hides within his **cave**,
But when it's dark he flies **away**,
For that's how bats **behave**.



Focus

- A** Look at these picture clues.
Write the **ai**, **ay** or **a-e** key words in your book.



1 _____



2 _____



3 _____



4 _____



5 _____



6 _____



7 _____



8 _____

- B** Write four other **ai**, **ay** and **a-e** words in your book.
- C** Look at the poem at the top of the page.
Write the words that rhyme with **ray**.

Extra

Compound words are two smaller words joined, like this:

play + time = playtime

Use the small words in the box to make compound words to match the clues.

sting rail rain hand play way flake
ray run drop ground rail snow way

- | | | |
|--|-----------------|----------------------------|
| 1 falls from the sky | raindrop | 2 a place to play games in |
| 3 a large, dangerous fish | | 4 used by aeroplanes |
| 5 helps when climbing the stairs | | 6 used by trains |
| 7 falls from the sky on very cold days | | |

Extension

Homophones are words that sound the same but are spelt differently.

made maid

The **maid** **made** the bed.

**Tricky
Words**
again

A Use your dictionary to decide which of these homophones matches the definition.

- | | |
|--------------------------------|----------------|
| 1 a female servant | made or maid |
| 2 part of a yacht | sale or sail |
| 3 the part of a dog which wags | tail or tale |
| 4 a bucket | pale or pail |
| 5 to kill something | sleigh or slay |

B Now write definitions for the homophones you haven't used.

ee
ea
e-e



These **bees** are **eating** my **beans**!

Key Words

been
seed

sheep
sweet

cheese

bean
steam
stream

seat
meat
please

these
complete

Focus

A Look at these picture clues.
Write the **ee**, **ea** or **e-e** key words in your book.



1 _____



2 _____



3 _____



4 _____




5 _____



6 _____



7 _____



8 _____

B Write four other **ee** and **ea** words in your book.

Extra

Homophones are words that sound the same but have different spellings and meanings.

beech beach



Use a dictionary to help you.

Copy these sentences into your book.
Choose a homophone from the box to fill each gap.

seem meet beech see been seam meat beach sea bean

- 1 We're just going down to the _____.
- 2 Do you want to come and play in the _____?
- 3 No, I _____ to have a cold coming, but I'll watch.
- 4 We'll _____ at our chalet tent in five minutes.
- 5 Have you _____ to this campsite before?

Now write definitions for the homophones you haven't used.

Extension

Write the sentences in your book, filling each gap with a word from the box.

bread head meant read instead



Sometimes **ea** sounds like **e** in bed, not like **ea** in flea.

- 1 I like eating _____ and jam.
- 2 I banged my _____ on the ground.
- 3 Dad _____ me a story last night.
- 4 I _____ to get up early today, but _____ I went back to sleep.

Tricky Words

great break steak even beautiful because

i-e
igh
y



The mice **try** to play on the **slide** at **night**.

Focus

- A** Look at these picture clues.
Write the **i-e**, **igh** or **y** key words in your book.



1 _____



2 _____



3 _____



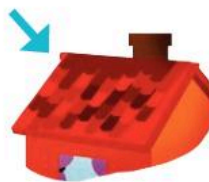
4 _____



5 _____



6 _____



7 _____



8 _____

- B** Write three other **i-e**, **igh** and **y** words in your book.

Key Words

slide
bride
tide

tile
while
smile

spike

flight
right
bright
fright

my
why
cycle

Extra

Copy these lists of rhyming words.
Tick the words you can see in the picture.

ike	y	ice	ight
like	sky	mice	light
spike	sty	rice	right
strike	cry	nice	fright



Extension

Match a word from the poem to each clue.
Write the answers in your book.

Dark night
No light
Not bright
Uptight
In fright
Such plight
I might
Hide.



Constance Milburn

- 1 opposite of day
- 2 opposite of dim
- 3 maybe I will
- 4 opposite of dark
- 5 sudden fear
- 6 a problem

Tricky Words

find kind mind behind wild child children eye climb

o-e
oa
ow



Toad strode along the road.
He followed Mole who lived in a hole.

Focus

Key Words

boat
goat
goal
coal
toast
roast

hope
rope
cone
bone
broke
smoke

window
borrow

A Write two **oa** key words that rhyme with each of these words.

1 mole rhymes with



goal



2 note rhymes with



3 post rhymes with



B Write two **o-e** words that rhyme with each of these words.

1 soap

2 cloak

3 moan

Extra

Sort the words in the box into two lists.
Two are done to help you.



Notice that
two words
can go into
both lists.

frown borrow tomorrow drown bow
hollow fowl snowfall row window
know town known crown bowler

ow sounds like ow in how	ow sounds like o in dome
<i>frown</i>	<i>borrow</i>

Extension

These five letters are very important in spelling.
They are called **vowels**.

a e i o u

There is at least one **vowel** or letter **y** in every word,
like this:

window bowler

- 1 Copy ten words from this page and draw a neat circle around the **vowels** in each word.
- 2 How many **vowels**, or **ys**, are in your name?
- 3 Who in your class has the most **vowels**, or **ys**, in their name?

Tricky Words

most only both old cold gold hold told clothes

u-e
oo
ew

There was an old woman who lived in a **boot**. She had a **few** children and they all played the **flute**.



Key Words

pool
moon
spoon
balloon

cube
tune
June
blue

blew
flew
crew
screw

book
took
foot
good

Focus

A Find a key word to match each picture. Write the words in your book.



1 _____



2 _____




3 _____



4 _____



5 _____



6 _____



7 _____



8 _____

B Write three other **oo**, **ew** and **u-e** words in your book.

Extra

boot glue foot stew moon dew crew book

What am I?

Write the answers in your book.

- 1 I make the grass damp.
- 2 I am on the end of your leg.
- 3 I am a meal of meat and vegetables.
- 4 I am up among the stars.
- 5 I am a group of sailors.
- 6 I can be rather sticky.
- 7 I keep feet dry.
- 8 I have words printed on me.



Extension

The letters **oo** can make two different sounds.

Say these words.

zoo book

Can you hear the difference?

Sort these words into two lists.


The first two have been done to help you.

food book pool took
moon look soon wood
zoo good spoon

oo as in zoo	oo as in book
food	took

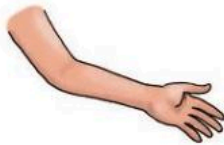
Tricky Words

move
prove
improve
who



Focus


A Look at these picture clues.
Write the **ar** words in your book.



1 _____

2 _____

3 _____



4 _____

5 _____

6 _____



7 _____

8 _____

B Write four **ar** words that rhyme with **park** in your book.

Key Words

car
cart
dark
park
lark
spark
shark
star
start

arm
farm

garden
barley

war
warm
ward
forward

Extra

A Look at the picture of the farm, opposite.
Write down the **ar** key words that you can see.

B The **ar** in some words sounds as though it should be 'or'.

Copy these words and tick those where the **ar** letters sound 'or'.

The first one is done for you.



If you find
6 – that is
good.

If you find
9 – that is
excellent!

start garden ward✓ warm forward
warrior spark jar afterwards towards harder

Extension

Some people sound 'ar' in words that aren't spelt with an **ar**.

path past bath fast last cast palm
grass calm father pass class rather

A Copy the words in the box that you say with the 'ar' sound.


B What do you notice about how all the words in the list are spelt?

C Write these words in your book. Next to each write one rhyming word from the box.

1 bath 2 last 3 calm 4 rather 5 class

Tricky Words

half after plant sugar parents



- 1 Cook the **joint** in some **oil**.
- 2 Bring the water to the **boil**.
- 3 Be careful not to **spoil**.

Focus

- A** Look at the pictures.
Write the rhyming key words in your book.
The first one is done to help you.

1 join rhymes with



coin

2 joy rhymes with




3 joint rhymes with



4 soil rhymes with



5 boy rhymes with



- B** Write five other **oi** key words neatly in your book.

- C** Write a sentence that has at least two of the key words in it.

Key Words

oil
boil
soil

coin
join
joint
point

choice
voice

boy
joy
toy
enjoy
annoy

Extra

join boil joy joined soil coin
toy spoil point boys oily enjoy



- A** Sort the words in the box into letter pattern families, like this:

oil words	oin words	oy words
soil	joined	toy

- B** Write sentences using at least one word from each letter pattern family.

Extension



Copy these words, filling the gaps with **oi** or **oy**.

- | | |
|---------------------------------|--------|
| 1 thick liquid used in machines | ___l |
| 2 earth | s___l |
| 3 money | c___ns |
| 4 a sharp end | p___nt |
| 5 fix together | j___n |
| 6 used for speaking and singing | v___ce |
| 7 to take pleasure | enj___ |
| 8 children play with these | t___s |

ear
ea



I hope the **we**ather will be better next **year**. I'd like more sunshine **inst**ead of this rain!

Focus

A Find a key word to match each picture. Write the words in your book.



1 _____



2 _____



3 _____



4 _____



5 _____



6 _____



7 _____



8 _____

B Write two other **ear** and **ead** words in your book.

C Write a sentence that has one **ear** and one **ead** word in it.

Key Words

ear
hear

near
gear
tear

beard
spear

head
bread
thread
spread

instead
weather

Extra

Sometimes the **ea** letters sound **e**, as in **bed**.

bread

Sometimes the **ea** letters sound **ee**, as in **see**.

beads



Some words,
like read,
can be said
two ways!

Sort the words in the box into rhyming families.

bread dream cream head
near thread tear team year

head	dream	tear
-------------	--------------	-------------



Extension

Find the ten **ea** words hidden in this puzzle.

Copy them neatly into your book.

w	e	a	t	h	e	r	j	l	x
o	t	y	h	e	a	v	y	s	r
d	e	r	b	a	d	d	b	t	i
e	l	e	a	t	h	e	r	e	a
a	e	a	p	h	m	z	e	a	d
d	k	d	z	e	o	l	a	d	x
r	a	s	l	r	e	a	d	y	o
f	e	a	t	h	e	r	o	b	p



A **bird** sat **under** a tree pecking the **dirt**.

Focus

A Find a key word to match each picture.
Write the words in your book.



1 _____ 2 _____ 3 _____



4 _____ 5 _____ 6 _____



7 _____ 8 _____

B Write two other **er**, **ir** and **ur** words in your book.

C Write a funny sentence that has one **er**, one **ur** and one **ir** word in it.

Key Words

stir
bird
third
shirt

herd
kerb
fern

over
under
flower

nurse
purse
burst
measure
treasure

Extra

Copy these sentences.

Use **ur** words to fill the gaps.

“Quick, Joe, t___ on the tap,” shouted the chief.

“Help, the hose has b___!” shouted Joe.

“The flames are huge! Don’t b___ yourself.”

“Ouch, that h___!” yelled the firefighter.

“Ask the n___ to put a dressing on your hand,”
called the chief.



Extension

Some **ir** words make different sounds.

Find each of these words in a dictionary.

Copy a definition for each.

The first one is done for you.

fire *the flames and heat from something burning*

hire

third

wire

birth



A **definition**
is the
meaning of
a word.

Tricky Words

every
everybody
sure



The **brown cow** with a **mouth** full of **snow**!

Focus

A Find a key word to match each picture.
Write the words in your book.



1 _____



2 _____



3 _____



4 _____



5 _____



6 _____



7 _____



8 _____

B Write two other **ou** and **ow** words in your book.

Key Words

how
cow
brown
down
town

own
blow
snow
grow
show

out
about
mouth
scout

would
could

Extra

Sort the words in the box into four lists.
The first one in each list is done to help you.

should brown snow shout would
about blow sprout could
crowd bow how row



Notice that **ou** and **ow** can make more than one sound.

ow sounds like ow in cow	ow sounds like oe in toe	ou sounds like ou in about	ou sounds like oo in wood
<i>brown</i>	<i>snow</i>	<i>shout</i>	<i>should</i>

Which words can be put in more than one list?

Extension

These are important **ou** words to remember.
We use them often.

you your our Should could would



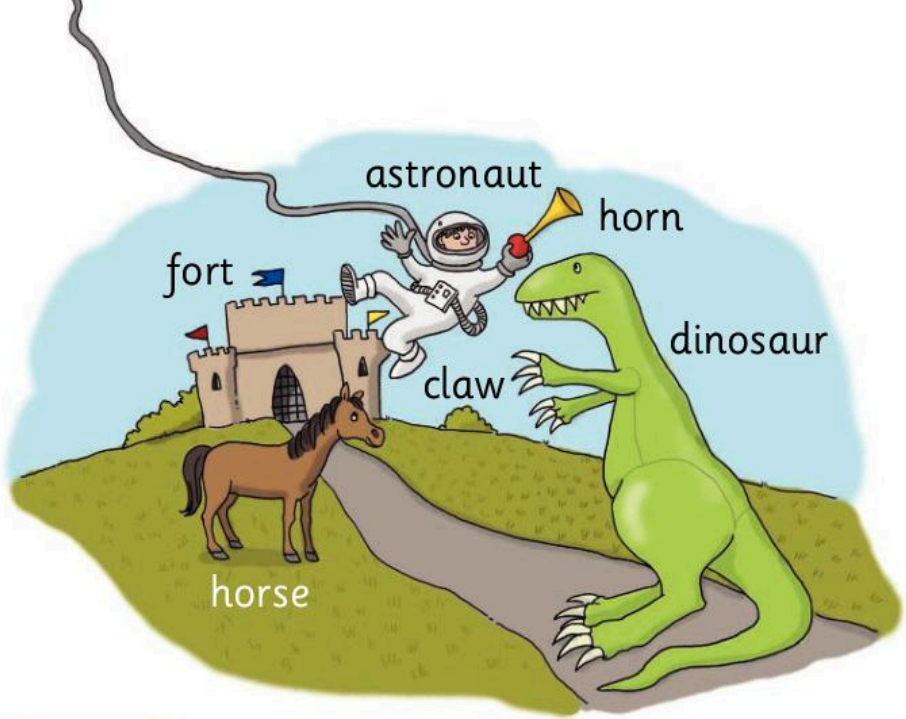
Notice that **ou** in these words makes four different sounds!

Copy the sentence and fill the gaps with words from the box.

_____ Joe and I meet _____ at
_____ house or _____ house,
or _____ you like to ask your Mum if
you _____ come to the park with us?



or ore
aw au



Key Words

cork
horn
fort
horse

more

word
work
worm
world

saw
claw
draw
crawl

August
dinosaur
astronaut

Focus

- A** Find key words that rhyme with these words. The picture clues will help you. Write the answers in your book.

gorse




1 _____

port



2 _____

law



3 _____

born



4 _____

fork



5 _____

draw



6 _____

- B** Copy the four key words where the **or** letters sound like 'er'. Can you add any more yourself?

Extra

We add **ed** to a verb when something has already happened.

“I **sorted** my clothes yesterday,” he said.

If the verb already ends in **e** then just add **d**, like this:

snore snored

A Add **ed** or **d** to these words to show they have happened.

force yawn scorch score crawl

B Write these sentences, changing them so that the action has already happened.

1 I will force the door open. *I forced the door open.*

2 The hot iron will scorch the shirt.

3 The sun thaws the snow.

4 We store paints in the cupboard.

5 I will score two goals.



Extension

for more poor horse sore lore flaw war ore

Write each of these words in a list in your book.

Next to each write its homophone, which is hidden in the puzzle box.

Tricky Words

door floor poor

f	o	u	r	s	t
s	a	w	h	i	f
w	m	o	o	r	l
p	n	r	a	o	o
o	l	e	r	h	o
u	a	a	s	o	r
r	w	e	e	n	p

air
ear
are



The **hairy bear** had a **scare** at the **fair**.

Key Words

air
fair
hair
pair
chair
stairs

bear
pear
tear
wear

care
dare
share
scare

Focus

A Write the key words in your book that match each picture.



1 _____



2 _____



3 _____



4 _____



5 _____



6 _____



7 _____



8 _____



9 _____

B Make a list of at least four **air**, **ear** and **are** words you can find in the picture at the top of the page.

Extra

Find the four pairs of homophones in the puzzle box, like this:

fair fare

f	s	t	a	i	r	s
n	i	o	p	f	h	u
u	t	g	p	a	i	r
k	l	h	e	i	d	g
d	f	h	a	r	e	b
s	t	a	r	e	s	m
d	f	i	b	v	q	n
f	a	r	e	d	v	g



Remember, **homophones** sound the same but are spelt differently.

Extension

Find the answers to the clues. They are all compound words that have the same **air** letter pattern.

- 1 I cut and wash hair.
- 2 This is where aeroplanes land and take off.
- 3 Another name for an aeroplane.
- 4 The opposite of upstairs.
- 5 Lots of fun rides.
- 6 You will feel comfortable sitting in this.



Remember, **compound words** are words that are made from two smaller words.

Tricky Words

parents
Mr
Mrs



Key Words

all
ball
fall
tall
small
stall

also
always
already
almost

usual
capital
sandal
pedal
signal
hospital

Focus

A In your book, write a key word that matches each picture.



1 _____

2 _____

3 _____



4 _____

5 _____

6 _____

B Write a fun sentence about the picture at the top of the page.

Extra

Sometimes we add letters to the beginning of a word. When we use the **all** sound at the beginning of a word, we always drop one **l**.

all + ways = always



Letters added at the beginning of a word are called a **prefix**.

A Copy and complete these word sums in your book.

1 all + most =

2 all + ready =

3 all + together =

4 all + so =

5 all + mighty =

6 all + though =



B Write a sentence that includes at least two **al** words.

Extension

Sometimes we add **al** and **ly** to the ends of words. Sometimes we can add both!

norm normal normally



Letters added at the end of a word are called a **suffix**.

A Copy and finish this chart.

norm	normal	normally
nation		
origin		
accident		
act	actual	
event		

B What do you notice about the last two?

unusual 'o' words



one dove on a glove

Focus

A Match a key word to each of these picture clues.
Write the words in your book.



1 l _____

2 gl _____

3 o _____



4 m _____

5 m _____

6 s _____



7 b _____

8 h _____

9 c _____

B Write another **ove** word and another **ome** word.

Key Words

love
glove

other
mother
brother
another

come
some

money
honey
one
done

shovel
wonder
cover

Extra

Copy these sentences.
Fill in the missing words.

1 some or come

Please can I have ____ ice cream?



2 money or honey

I have my own pocket ____.



3 glove or love

I ____ ice-cream.



4 done or one

Can I have ____ for my sister, too?



Extension

What am I?
Write the answers in your book.

shove

dove

come

gone

- 1 I am a white bird.
- 2 I am the opposite of go.
- 3 I am another word for push.
- 4 I am not here.

Check-up 1

Focus

Write a word to match each picture.
The first letters will give you a clue.



1 s _____



2 t _____



3 s _____



4 n _____



5 b _____



6 r _____



7 b _____



8 s _____



9 b _____



10 b _____



11 s _____



12 b _____



13 n _____



14 t _____



15 s _____



16 s _____



17 s _____



18 d _____



19 c _____



20 p _____



21 b _____



22 p _____



23 h _____



24 g _____

Extension

A Write a word that rhymes with:

- | | | | | |
|--------|----------|--------|---------|----------|
| 1 car | 2 mother | 3 some | 4 rope | 5 light |
| 6 fair | 7 boy | 8 down | 9 broom | 10 bread |

B Write a compound word that starts with:

- | | | | |
|--------|-------|--------|-------|
| 1 hair | 2 air | 3 play | 4 fun |
|--------|-------|--------|-------|

C Write a homophone for

- | | | | | | |
|--------|--------|--------|--------|--------|-------|
| 1 tail | 2 sale | 3 been | 4 meat | 5 wood | 6 for |
|--------|--------|--------|--------|--------|-------|

D What am I?

1 I'm seen in the sky at night among the stars. m _____

2 I stick things together. g _____

3 I'm the sharp end of a pin. p _____

4 I'm called a loaf. b _____

5 I'm what you do with your ears. h _____

6 I come between second and fourth. t _____



Key Words

undo
untie
untidy
unkind
unhappy
unsure
untrue

dislike
disobey
disagree
disappear
distrust
disused

Focus

A Add **un** or **dis** to these words so that they match the pictures.



1 ___ happy



2 ___ like



3 ___ true



4 ___ appear



5 ___ tidy



6 ___ tie

B Write a sentence saying what happens to the meanings of words when **un** or **dis** are added.

Extra

Copy these sentences into your book.
Use the words in the box to fill the gaps.

disobeyed unfortunate disappeared unhappy

- 1 “My sister _____ my mum and played outside in the rain. Now she has a cold.”
- 2 “That is _____. Didn’t she have a coat?”
- 3 “It’s _____, she can’t find it anywhere.”
- 4 “I hope she finds it or she will be very _____.”

Extension

Write a sentence in your book about each picture.



1 disobey



2 disappear




3 dislike



4 disgrace

soft
c



Focus

A Write the key words in your book that match each picture.



1 _____ 2 _____ 3 _____



4 _____ 5 _____ 6 _____



7 _____ 8 _____ 9 _____

B Write a sentence that uses at least two of the key words.

Key Words

ice
rice
price

mice
dice
nice

ace
race
face

city
centre
cell
cellar
cereal


Extra

Mice and rice have a c that sounds like s. We say that it is 'soft'.

- A** Find the seven **soft c** words hidden in the puzzle. Four start with a soft c and three have a soft c somewhere else. Make a list of each type you find.

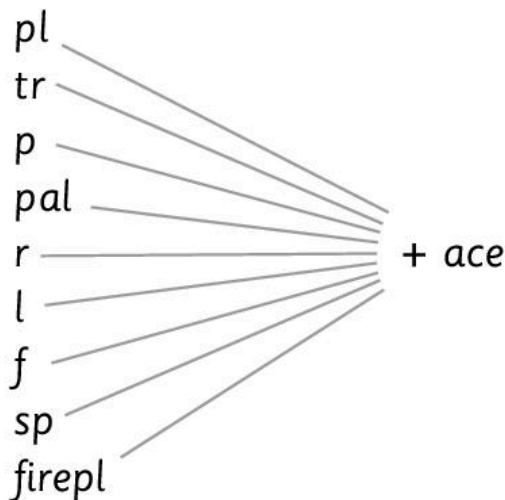
r	a	c	e	g	s	f
q	a	i	r	b	c	a
j	z	t	p	k	e	n
u	m	y	q	z	l	c
c	e	r	e	a	l	y
p	e	n	c	i	l	c
x	c	e	m	e	n	t

- B** Add two more words to each list.



Extension

- A** Make a list of words with **ace** in them, using the word fan.



ace is a common **soft c** letter pattern.

- B** Now make your own word fan puzzle for a friend, using the **ice** letter pattern.

soft g
ge
dge



large giraffe huge giraffe

Focus

A Look at these picture clues.
Write a key word to go with each picture.



1 _____



2 _____



3 _____



4 _____



5 _____



6 _____



7 _____



8 _____



9 _____

B How many words can you make by taking the first letter off **hedge** and adding something new?

Like this:

hedge sledge

Now try the same thing with **judge**.

Key Words

gem
gentle
giraffe

age
urgent

large
huge
tragic
village

bridge
badge
hedge
judge

Extra

Hidden in the puzzle are eight words which have the **age** letter pattern.

c	o	t	t	a	g	e
a	c	a	g	e	a	a
b	w	p	l	c	r	g
b	t	f	k	m	a	e
a	d	a	m	a	g	e
g	q	z	x	f	e	k
e	f	p	a	g	e	v
v	i	l	l	a	g	e

A Write the eight words in your book.
Try to add more **age** words to your list.

B Write a sentence that uses your longest **age** word.

Extension

Finish the words in the puzzle.
Some end with **ge** and some with **dge**.

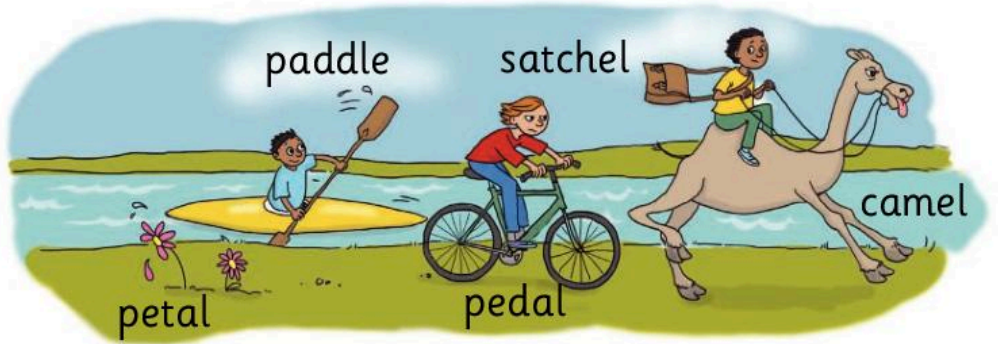
- 1 crosses a river bri_____
- 2 a row of bushes he_____
- 3 a small town in the country vill_____
- 4 pinned to your clothes ba_____
- 5 how old you are a_____
- 6 a green vegetable cabb_____



All the words are in this unit!



le el
al il
endings



Focus

A Write down the key words that match each picture.

Key Words

candle

handle

paddle

middle

angle

bangle

rectangle

camel

chisel

jewel

satchel

pedal

petal

signal

usual

fossil

tonsil



1 _____



2 _____



3 _____



4 _____



5 _____



6 _____



7 _____



8 _____



9 _____

B Write a key word that rhymes with each of these words.

1 handle

2 angle

3 metal

Extra

A Copy these groups of words.
Underline the one with the different letter pattern.

1 single jingle tangle tingle

2 jumble middle grumble crumble

3 bangle handle rectangle tangle

B Look at the picture clues and work out the answer.
The first one is done to help you.

1 light me with a



candle

2 you need me to row a



3 there are two on a



4 you find me in a



Extension

Look carefully at the endings of the words in the box.
They all have an l sound.

Sort them into four sets with four words in each set.

The first one is done to help you.

rattle	novel	fossil	pencil	postal	candle
actual	kestrel	cattle	cradle	gravel	travel
nostril	total	tonsil	casual		

1 candle cattle cradle rattle

Tricky Words
people

adding 's or s



Have you seen Joe's new kittens?

Key Words

mum's
nan's
postman's
dad's
sister's
brother's

cats
girls
roads

buses
bushes
boxes

Focus

We add 's to show that someone or something belongs to somebody.

Rashida's bike	means	Rashida owns the bike
the cat's kittens	means	the kittens belong to the cat

The ' is called an **apostrophe**.

Copy these phrases and add the missing apostrophes.

- 1 the doctor s car
- 2 Tim s football
- 3 the dog s bone
- 4 the cat s tail
- 5 Jenny s pony
- 6 my teacher s bag
- 7 my brother s bed
- 8 the postman s van
- 9 nan s garden



A phrase is a group of words.



Extra

A Copy these sentences.

Add an apostrophe to the name of the owner in each sentence.

- 1 Alice s mum gave her a tasty packed lunch.
- 2 The crocodile s eyes were watching her sandwiches.
- 3 It was hot so the elephant s ears flapped to keep her cool.
- 4 The lion s lunch was a big chunk of meat.

B Write these phrases in a shorter way using 's.

- 1 the bike belonging to Bill
- 2 the flowers belonging to my aunty
- 3 the puppy belonging to the dog
- 4 the feather belonging to the bird

Extension

Remember, we also add **s** when we talk about **two or more** things.

To make a noun plural we add **s** or **es**.


If the noun ends with **s**, **x**, **ch** or **sh**, we add **es**.

singular		plural
hat	+ s	= hats
coat	+ s	= coats
bus	+ es	= buses
bush	+ es	= bushes

Add **s** or **es** to each of these words to make them plural.

- 1 wish
- 2 car
- 3 class
- 4 street
- 5 fox
- 6 box
- 7 torch
- 8 match
- 9 window
- 10 passenger

y ey
endings



Focus

A Write down the key words that match each picture.




1 _____




2 _____



3 _____



4 _____



5 _____



6 _____



7 _____



8 _____



9 _____

B Write a fun sentence using the words **monkey** and **fly**.

Key Words

cry
fly
dry
try
spy
reply
July

key
donkey
monkey
chimney
valley

baby
copy
happy
merry
sorry

Extra

Read the words in the box.

Sometimes the **y** at the end of the word sounds like **i** in **bike**.

Sometimes the **y** at the end of the word sounds like **ee** in **tree**.

jolly only July fry funny try fly happy reply copy

A Make two lists, like this:

y sounds like i in bike	y sounds like ee in tree
fly	happy



B Add two more words of your own to each list.

Extension

Remember what happens when we need to add **s** to the end of words ending in **y**:

If the letter **before** the **y** is a **vowel** (a e i o u) just add **s**.

key + s = keys

If the letter **before** the **y** is **any other letter** – change the **y** to **i** and add **es**.

fly + s = flies

Add **s** to these words. Remember the spelling rule in the box above.

1 key 2 donkey 3 monkey 4 chimney 5 valley
6 cry 7 spy 8 dry 9 type 10 reply

Tricky Words

any
many
money
busy
pretty

adding
ing ed
er



Key Words

wag
wagging
wagged

beg
begging
begged

sit
sitting
sitter

run
running
runner

patting
dropping

Focus

A Write down a key word ending in **ing** that matches each picture.



1 _____

2 _____

3 _____



4 _____

5 _____

6 _____

B Write a fun sentence about the picture at the top of the page.

Extra

Look what happens when we need to add endings to very short words.

If the letter **before** the last letter is a **vowel** (a e i o u) double the last letter.

hop + ing = hopping big + est = biggest

If the letter **before** the last letter is **any other letter** – don't double the last letter.

jump + ing = jumping



This doesn't work if the last letter is a vowel!

A Add **ing** to these words. Write them in your book.

1 pat 2 run 3 hum 4 drop 5 hop

B Add **ed** to these words. Write them in your book.

1 hum 2 pat 3 drop 4 mop 5 flop

C Add **er** to these words. Write them in your book. Repeat with **est**.

1 hot 2 fit 3 wet 4 big 5 flat

Extension

Remember, if we want to add **ing** to a **magic e** word, first we need to take off the **e**, like this:

bake~~e~~ + ing = baking

To add **ed** or **er** to a **magic e** word, we also need to take off the **e**, like this:

bake + ed = baked bake + er = baker

A Add **ing** to these words. Write them in your book.

1 wave take make 2 bite dive drive
3 hope hose close 4 tube use glue

B Add **ed** and **er** to these words. Write them in your book.

1 bake 2 wipe 3 joke 4 prune 5 rule

silent letters



Focus

A Write down the key words that match each picture.

Key Words

knee
kneel
knew
knife
knit
knot
knock

gnat
gnaw

wrap
write
wrist
wrestle
wrong



1 _____



2 _____



3 _____



4 _____




5 _____



6 _____

$2 + 2 = 5$ ✗

7 _____



8 _____



9 _____

B Underline the silent letter in the words you have written.

C Write a funny sentence using at least two key words.

Extra

A Find eight silent **w** words hidden in the puzzle box.

a	s	w	o	r	d	j	k	p	p
g	w	r	i	s	t	g	w	w	q
w	r	e	n	x	e	m	r	h	b
h	e	w	r	o	n	g	i	o	u
i	c	x	w	r	e	s	t	l	e
q	k	q	z	e	t	n	e	e	o

B What am I?

- 1 I join your hand and arm.
- 2 I'm a very small bird.
- 3 I'm the solution to a question.
- 4 I'm the opposite of right.
- 5 I'm what you do to a parcel.



Extension

Here are some words that have other silent letters.

guess climb know reign sign
exhibit gnaw hour knee knot
column rhyme condemn tongue

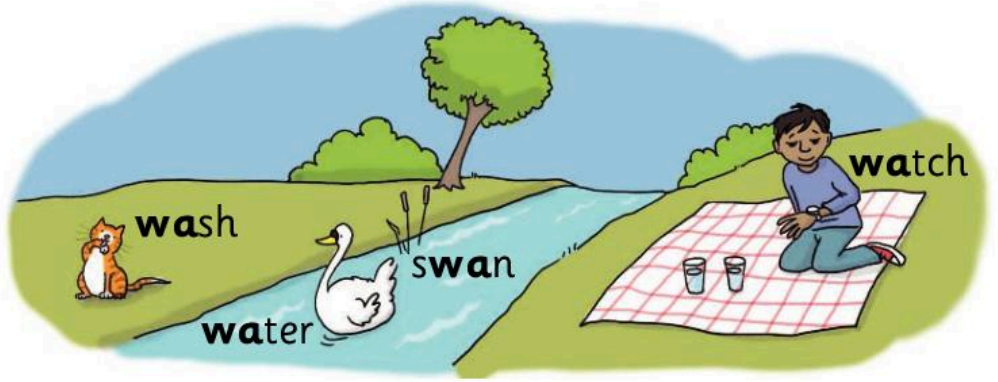
A Sort the words in the box into lists under the correct silent letter heading.

h b k g n u

B Add at least one more of your own words to each list. Use a dictionary to help you.

**Tricky
Words**
hour

**wa
qua**



Focus

Write down the key words that match each picture.

Key Words

was
wasp
wash
want
wand
water
watch

swan
swap

war
warm

quantity
squash



1 _____



2 _____



3 _____



4 _____



5 _____



6 _____



7 _____



8 _____


Extra

What am I?

Write the answers in your book.

The key words will help you.

- 1 I'm wet.
- 2 I'm what you need when you are dirty.
- 3 I'm another word for crush.
- 4 You wear me on your wrist.
- 5 I'm between being hot and being cold.
- 6 I sting when I get cross.
- 7 I'm what happens when countries fight.
- 8 I'm a beautiful bird.



Extension

To show something belongs to someone, we add 's, like this:

Aisha's watch

The watch belongs to Aisha.



' is called an apostrophe.

A Write these in a shorter way. The first one is done to help you.

- 1 the washer belonging to the tap *the tap's washer*
- 2 the watch belonging to Kai
- 3 the wallet belonging to Dad
- 4 the water belonging to the fish
- 5 the bread belonging to the swan

B Write a list with the names of five of your friends with one thing that belongs to each of them.

Use an 's, like this:

Alby's cat

adding
less ful
ness
ment ly



A group of letters added to the end of a word is called a **suffix**.

Key Words

wishful
painful
careful

careless
homeless
fearless

agreement
department
enjoyment

happiness
laziness
silliness

slowly
quickly
happily

Focus

Add a suffix to finish these key words.
Write the words in your book.



1 care _____



2 enjoy _____



3 slow _____



4 quick _____



5 agree _____



6 happi _____



7 pain _____



8 fear _____



9 lazi _____

Extra

To add a suffix to a word that ends in **y**, where the **y** sounds like **ee** in **bee**, change the **y** to **i** and add the suffix, like this:

happy + ness = happiness
beauty + ful = beautiful

Join these words and suffixes, changing the **y** to **i** if you need to.

1 plenty + ful =

2 pity + less =

3 lazy + ly =

4 enjoy + ment =

5 silly + ness =

6 dry + ness =

7 merry + ly =

8 merry + ment =



Listen carefully to the sound of the **y** before deciding whether to change it!



Extension

A Look at these words.

ill enjoy agree quiet treat sad pay fit dark punish

You can add **ness** to some and you can add **ment** to others.

Make two lists, one for each type.

B Write a sentence using two of the words you have made.

shortened
words



Focus

Write the two words that have been joined to make these words.


The first is done to help you.

1 I'm I am

2 I've 3 he's 4 she's 5 I'll

6 don't 7 isn't 8 they'll 9 I'd

10 doesn't 11 we're 12 can't 13 won't



Key Words

I'm

I'll

I've

I'd

she's

he's

it's

there's

don't

isn't

doesn't

didn't

won't

can't

Extra

When two words are joined and some letters are left out, the new word is called a contraction.

It's is a contraction for **it is**.

An **apostrophe** (') is written where the letters have been missed out.



Remember to put the **apostrophe** where the missing letters would have been.

Copy these words and write the contraction for each pair.

- | | | | |
|-------------|------------|-------------|--------------|
| 1 I am | 2 he is | 3 is not | 4 she will |
| 5 there has | 6 he would | 7 do not | 8 they had |
| 9 has not | 10 we have | 11 will not | 12 could not |

Extension

- 1 Write the words that have been joined to write **can't** and **won't**.
What do you notice?
- 2 Write two sentences, one using **there's** and one using **theirs**.
- 3 Make a list of other contractions by looking in your reading book.





Key Words

question
motion
nation
fiction

station
relation
education

action
fraction

election
section
direction

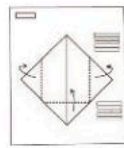
suction
destruction
instruction

Focus

A Match a key word to each of these pictures.



1 _____ 2 _____ 3 _____



4 _____ 5 _____ 6 _____



7 _____ 8 _____

B Use two of the key words in a sentence about the picture at the top of the page.

Extra

- A** Eight **tion** words are hidden in the puzzle box. Some go across the page and some go down. Write them in your book.

s	t	a	t	i	o	n	a
i	r	c	g	p	d	v	t
t	a	t	s	l	e	z	t
u	c	i	q	s	k	t	r
a	t	o	w	u	g	h	a
t	i	n	s	c	b	e	c
i	o	f	d	t	g	d	t
o	n	a	t	i	o	n	i
n	s	h	j	o	d	v	o
s	q	d	f	n	q	m	n
r	e	l	a	t	i	o	n



How many
did you find?
6 = good
8 = brilliant!

- B** Write three sentences. In each sentence include at least one of the words you have found.

Extension

Like the **tion** words, some words have a **zh** sound, that can be tricky to spell.

Can you hear the **zh** sound in these words?

television treasure usual collision

Choose two words from the box.
Write a sentence for each of the words.

homophones



Key Words

be
bee

new
knew

there
their
they're

for
four

hole
whole

right
write

Focus

Remember, **homophones** are words that sound the same but are spelt differently and have different meanings.

I paid **four** pounds **for** Mum's flowers.

Copy these words and write a homophone next to each one.

The first one has been done to help you.

- 1 threw through
2 write 3 new 4 there 5 hole
6 night 7 sun 8 bear 9 blue 10 know



Extra

Copy these sentences, choosing the correct word from the homophones.

- 1 Have you seen/scene my basketball?
- 2 Know/No, wear/where did you/ewe last see/ sea it?
- 3 I/Eye am knot/not sure/shore weather/whether it was won/one or to/too/two daze/days ago.



Homo means same and **phone** means sound.



Extension

Homonyms are similar to homophones. Homonyms have the same sound **and** the same spelling but different meanings.


bank a place to keep money

bank the edge of a river

A Copy these words and write two definitions for each. You might need a dictionary to help you.

- 1 bark 2 club 3 hatch 4 rush
5 watch 6 arms 7 down 8 sink

B Make a list of other homonyms. Use two of them in sentences to show their different meanings.



Tricky Words
whole

y + er
y + est
y + ed



foggy



foggier



foggiest

Focus

- A Look at these pictures.
Write the key words in your book.



1 _____



2 _____



3 _____



4 _____

- B Copy into your book all the key words that have double letters.

Key Words

happy
pretty
smelly
moody
cheeky
sleepy
messy
muddy

copy

cry
reply
try

Extra

To add **er**, **est** or **ed** to words that end with **y** we usually change the **y** to **i**.

foggy + er = foggier
cheeky + est = cheekiest
cry + ed = cried



We **don't** change **y** to **i** if the letter before **y** is a **vowel** letter.

A Write these words, adding **er** to each one.

1 happy 2 pretty 3 smelly 4 moody

B Write these words, adding **est** to each one.

1 cheeky 2 sleepy 3 messy 4 muddy

C Write these words, adding **ed** to each one.

1 copy 2 fry 3 reply 4 try

Extension

We often add **er** to an adjective when we are comparing two things.

Remember, if the adjective ends in **y** we need to change it to **i** before adding **er**.

funny + er = funnier



Remember, an adjective is a describing word.

Copy these sentences and fill in the gaps by making a comparing adjective from the word in bold. The first is done to help you.

1 **funny** My friend is funnier than me.

2 **cheeky** The small monkey is _____ than the big ones.

3 **happy** My brother is _____ than he was yesterday.

4 **smelly** Your dog is _____ than mine!

5 **chilly** It will be _____ tomorrow.

Check-up 2

Focus

Write a word to match each picture.
The first letters will give you a clue.



1 m _____



2 f _____



3 b _____



4 g _____



5 c _____



6 c _____



7 p _____



8 f _____



9 m _____



10 b _____



11 k _____



12 s _____



13 b _____



14 w _____



15 s _____



16 t _____

Extension

A Write the word that means the opposite of:

- 1 tie 2 kind 3 like 4 agree

B Write a word that rhymes with:

- 1 crumble 2 rice 3 face 4 sledge
5 candle 6 dry 7 ball 8 relation

C Add the suffix **ness** or **ful** to each of these words.

- 1 sad 2 hope 3 plenty 4 happy 5 beauty

D Copy these phrases and put in the missing apostrophe:

- 1 Sams coat 2 Jaydens bike
3 Ambers dog 4 Arjuns football
5 Aimees friend



Remember, an apostrophe looks like this: '

E What am I? We all start with **k**, **g** or **w**.

- 1 I'm the bony bit halfway up your leg.
2 I bite your skin and leave an itching red mark.
3 I'm sharp and cut things.
4 I join two pieces of string.
5 I'm the opposite of right.

F Write the word for two of these.

- 1 bird 2 shed 3 cat
4 bus 5 brush 6 fox
7 story 8 day 9 baby

G Write the contraction for each pair of words.

1 I am

2 he would

3 is not

4 they had

5 will not

6 could not

H Write each of these groups in the order they would be in a dictionary.

1 dog cat ant elephant

2 wing water when window

3 night brother boy day

I Add **ing** to each of these words.

1 jump

2 run

3 hop

4 fly

J Add **ly** to each of these words.

1 quick

2 merry

3 lazy

4 happy

K Add **er** to each of these words.

1 copy

2 muddy

3 smelly

4 cheeky



OXFORD

UNIVERSITY PRESS

Great Clarendon Street, Oxford, OX2 6DP, United Kingdom

Oxford University Press is a department of the University of Oxford. It furthers the University's objective of excellence in research, scholarship, and education by publishing worldwide. Oxford is a registered trade mark of Oxford University Press in the UK and in certain other countries

Text © John Jackman and Hilary Frost 2015

Illustrations © Bethan Matthews and Magali Morales

The moral rights of the author have been asserted

First published 2015

All rights reserved. No part of this publication may be reproduced, stored in a retrieval system, or transmitted, in any form or by any means, without the prior permission in writing of Oxford University Press, or as expressly permitted by law, by licence or under terms agreed with the appropriate reprographics rights organization. Enquiries concerning reproduction outside the scope of the above should be sent to the Rights Department, Oxford University Press, at the address above.

You must not circulate this work in any other form and you must impose this same condition on any acquirer

British Library Cataloguing in Publication Data

Data available

ISBN: 978-1-40-852404-6

1 3 5 7 9 10 8 6 4 2

Paper used in the production of this book is a natural, recyclable product made from wood grown in sustainable forests. The manufacturing process conforms to the environmental regulations of the country of origin.

Printed in Italy by L.E.G.O S.p.A.

Acknowledgements

Cover illustration: Magali Morales

Page make-up: OKS Prepress, India

'Dark Night' from *Chronic Phonic* by Constance Milburn, included by permission of the author.



Discover eBooks, inspirational resources, advice and support

www.oxfordowl.co.uk



Nelson Spelling

The essential course for success in spelling

Nelson Spelling provides a whole-school programme for the teaching of spelling. Focused units cover all the essential spelling patterns and rules, with plenty of practice, repetition and assessment built in. The course is designed to be simple to use, with three levels of differentiation as well as placement tests and formative assessment materials to help ensure that all children are on track.

The course provides:

- Differentiated materials for plenty of practice, extension and reinforcement
- A clear progression and full curriculum coverage
- Support for assessing children's knowledge and understanding in preparation for national tests

Pupil Book 2

OXFORD
UNIVERSITY PRESS

How to get in touch:

web www.oxfordprimary.co.uk
email primary.enquiries@oup.com
tel. +44 (0) 1536 452610
fax +44 (0) 1865 313472

ISBN 978-1-4085-2404-6



9 781408 524046