

Copyrighted Material


the

BIOLOGY of BELIEF

unleashing the power of
consciousness,
matter,

&

M
i
r
a
c
l
e
s



Bruce Lipton, Ph.D.

Copyrighted Material

"Bruce Lipton's book is the definitive summary of the new biology and all it implies. It is magnificent, profound beyond words, and a delight to read. It synthesizes an encyclopedia of critical new information into a brilliant yet simple package. These pages contain a genuine revolution in thought and understanding, one so radical that it can change the world."

- Joseph Chilton Pearce, Ph.D.
Author of *Magical Child* and *Evolution's End*

"Bruce Lipton's delightfully-written *The Biology of Belief* is a much needed antidote to the "bottom-up" materialism of today's society. The idea that DNA encodes all of life's development is being successfully employed in genetic engineering. At the same time, the shortfall of this approach is becoming evident. *The Biology of Belief* is a review of a quarter-century of pioneering results in Epigenetics, heralded by *The Wall Street Science Journal* in mid-2004 as an important new field. Its personal style makes it eminently readable and enjoyable."

- Karl H. Pribram, M.D., Ph.D., (Hon. Multi)
Professor Emeritus, Stanford University

"Dr. Lipton is a genius-his breakthrough discoveries give us tools for regaining the sovereignty over our lives. I recommend this book to anyone who is ready and willing to take full responsibility for themselves and the destiny of our planet."

- LeVar Burton
Actor and Director

"Bruce Lipton offers new insights and understanding into the interface between biological organisms, the environment-and the influence of thought, perception and subconscious awareness - on the expression of one's body healing potential. Well-referenced explanations and examples make this book a refreshing 'must read' for the student of the biological, social and health care sciences. Yet the clarity of the author's presentation makes it an enjoyable read for a general audience."

-Carl Cleveland III, D.C.
President, Cleveland Chiropractic College

"Dr. Lipton's revolutionary research has uncovered the missing connections between biology, psychology and spirituality. If you want to understand the deepest mysteries of life, this is one of the most important books you will ever read."

-Dennis Perman, D.C.
Co-Founder, The Master's Circle

"In this paradigm-busting book, Bruce Lipton delivers a TKO to Old Biology. With a left to Darwinian dogma and a right to allopathic medicine, he breaks out of the physicalist box into enlightenment on the mind/body (belief/biology) system. Must read, much fun."

-Ralph Abraham, Ph.D.
Professor of Mathematics, University of California
Author of *Chaos, Gaia, Eros*

"Powerful! Elegant! Simple! In a style that is as accessible as it is meaningful, Dr. Bruce Lipton offers nothing less than the long sought-after "missing link" between life and consciousness. In doing so, he answers the oldest questions, and solves the deepest mysteries, of our past. I have no doubt that *The Biology of Belief* will become a cornerstone for the science of the new millennium."

- Gregg Braden
Best-selling author of *The God Code* and *The Isaiah Effect*

"I finished reading this book with the same sense of profound respect I have when I am with Bruce Lipton-that I have been touched by a revolutionary sense of the truth. He is both a scientist and a philosopher; a scientist in that he provides us with tools to alter cultural consciousness; and a philosopher because he challenges our beliefs about the very nature of our perceived reality. He is helping us create our own futures."

-Guy F. Riekeman, D.C.
President, Life University and College of Chiropractic

"*The Biology of Belief* is a milestone for evolving humanity. Dr. Bruce Lipton has provided, through his amazing research and in, this inspiring book, is a new, more awakened science of human growth and transformation. Instead of being limited by the genetic or biological constraints that humanity has been programmed to live by, humanity now has before it a way of unleashing its true spiritual potential with the help of simply transformed beliefs guided by 'the gentle and lovinghand of God.' A definite must read for those dedicated to the mind/body movement and to the true essence of healing."

- John F. Demartini, D.C.
Best-selling author of *Count Your Blessings* and
The Breakthrough Experience

"In a world of chaos, Dr. Lipton brings clarity to mankind. His work is thought-provoking, insightful and will hopefully lead people to ask better quality questions in their lives, and to make better decisions. One of the most exciting books I have read, this is a 'must read'."

- Brian Kelly, D.C., President, New Zealand College of Chiropractic
President, Australian Spinal Research Foundation

"Finally, a compelling and easy-to-understand explanation of how your emotions regulate your genetic expression! You need to read this book to truly appreciate that you are not a victim to your genes but instead have unlimited capacity to live a life overflowing with peace, happiness and love."

- Joseph Mercola, D.o.

Founder of www.mercola.com world's most visited natural health site

"This book is an absolute must read if you want to know, from a scientific view point, that your lifestyle is in control of your health rather than your genetics. From a scientific viewpoint, Lipton demonstrates that the mind is more powerful than drugs to regain our health. The information reveals that your health is more your responsibility than just being a victim of your genes. When I started reading this book, I could not stop until it was finished."

-M. T. Morter, Jr., D.C.

Founder, Morter Health System,
Developer of the B.E.5.T. Technique

"This is a courageous and visionary book that provides solid evidence from quantum biology to dispel the myth of genetic determinism - and implicitly, victimhood. Dr. Bruce Lipton brings a solid scientific mind to not only inform but to transform and empower the reader with the realization that our beliefs create every aspect of our personal reality. A provocative and inspiring read!"

- Lee Pulos, Ph.D., A.B.P.P.

Professor Emeritus, University of British Columbia
Author of *Miracles and Other Realities* and *Beyond Hypnosis*

"History will record *The Biology of Belief* as one of the most important writings of our times. Bruce Lipton has delivered the missing link between the understandings of biomedicine of the past and the essentials of energetic healing of the future. His complex insights are expressed in a readily understandable fashion with a style that welcomes the scientist and the non-scientist on an equal footing. For anyone interested in health, the well-being of the species and the future of human life, *The Biology of Belief* is a must-read. The implications of the perspectives outlined have the potential to change the world as we know it. Bruce Lipton's understandings-and his concise expression of them-are sheer genius."

-Gerard W. Clum, D.C.

President, Life Chiropractic College West

The Biology of Belief

Unleashing the Power of Consciousness,
Matter and Miracles

by

BRUCE H. LIPTON, PH.D.

www.bruceiptori.com

Published by
Mountain of Love/Elite Books
Santa Rosa, CA 95404
www.BruceLipton.com

Library of Congress Cataloging-in-Publication Data:

Lipton, Bruce.

The biology of belief : unleashing the power of consciousness
matter and miracles / by Bruce Lipton, Ph.D. -1st. Ed.

p. cm, Index

Includes bibliographical references.

ISBN 0-9759914-7-7

1. Life Sciences (Biology). 2. New Biology

I. Title.

292.4--dc

Copyright © 2005, Bruce Lipton

All rights reserved. No part of this publication may be reproduced, stored in a retrieval system, or transmitted in any form or by any means, electronic, mechanical, photocopy, recording or otherwise, without prior written permission from Elite Books, with the exception of short excerpts used with acknowledgement of publisher and author.


Cover by Robert Mueller
Interior design by Authors Publishing Cooperative
Typeset in Skia and Book Antigua by Nan Sea Love
Printed in USA
First Edition

07 08 09 10 11 - 15 14 13 12 11

CONTENTS

Acknowledgments.	9
Prologue	15
Introduction	19
Chapter 1 Lessons From The Petri Dish: In Praise Of Smart Cells And Smart Students	31
Chapter 2 It's The Environment, Stupid	49
Chapter 3 The Magical Membrane	75
Chapter 4 The New Physics: Planting Both Feet Firmly On Thin Air	95
Chapter 5 Biology Of Belief	123
Chapter 6 Growth And Protection	145
Chapter 7 Conscious Parenting: Parents As Genetic Engineers	155
Epilogue Spirit And Science.	183
Addendum	203
References	207
Index	212

This book is dedicated to ...



The Mother of Us All
May She forgive us our trespasses.

To my own mother,
Gladys

who has continuously encouraged and supported me
while being patient for the twenty years it took to get this book out.

To my daughters,
Tanya and Jennifer
beautiful women of the world who have always been there for me

... no matter how weird things had become.

And especially to my darling,
Margaret Horton

my best friend, my life partner, my love.
May we continue on our joyous quest to live happily ever after!

ACKNOWLEDGMENTS

Much has transpired between my scientific inspiration and the creation of this book. During this time of great personal transformation, I was blessed and guided by both spiritual and incarnate muses - the inspiring spirits of the arts. I am particularly indebted to the following who have helped make this book a reality.

The Muses of Science: I am indebted to the *spirits* of science, for I am fully aware that *forces* outside of myself have guided me in bringing this message to the world. Special blessings to my heroes, Jean-Baptiste de Monet de Lamarck and Albert Einstein, for their world-changing spiritual and scientific contributions.

The Muses of Literature: The intention to write a book on the new biology was spawned in 1985, though it was not until Patricia A. King came into my life in 2003 that this book could come into reality. Patricia is a Bay Area freelance writer and former *Newsweek* reporter who worked for a decade as the magazine's San Francisco Bureau Chief. I will never forget our first meeting wherein I overwhelmed her with a lengthy new science tutorial and then burdened her with a truckload of aborted manuscripts, sheaves of innumerable articles I had written, boxes overflowing with video-taped lectures and stacks of scientific reprints.

Only as she was driving away, did I realize the monumental nature of the task I was asking of her. Without formal training in cell biology and physics, Patricia accomplished miracles in downloading and understanding the new science. In a very short time, she not only learned the new biology, she was even able to expand on its topics. Her amazing skills at integrating, editing and synthesizing information are responsible for the clarity of this book.

Patricia works on book projects, newspaper and magazine stories that focus on health issues, especially mind-body medicine and the role stress plays in disease. Her work has appeared in publications such as the *Los Angeles Times*, Southwest Airline's *Spirit* magazine and

Common Ground magazine. A native of Boston, King lives in Marin with her husband, Harold and their daughter, Anna. I am in deep appreciation and gratitude to Patricia for her efforts and look forward to the opportunity of writing another book with her in the future.

The Muses of the Arts: In 1980 I left academia and went "on the road" presenting a touring light show called *The Laser Symphony*. The heart and brains of our spectacular laser production was Robert Mueller, a visionary artist and computer graphics genius. Wise beyond his teenage years, Bob drank in the new science I was working on, first as a student and later as my "spiritual son." Years ago he offered, and I accepted, his bid to create a cover for the book whenever it would appear.

Bob Mueller is cofounder and creative director of LightSpeed Design, Bellevue, Washington. He and his company have produced award winning 3-D light and sound shows for science museums and planetariums around the world. Their edutainment show on the fragile ecology of our oceans was an honored presentation, seen by 16,000 viewers daily at the World's Expo held in Lisbon, Portugal (1998). Bob's creative endeavors can be sampled at www.lightspeeddesign.com.

Bob's work, inspired by science and the Light, is beautiful and profound. I am honored to have his contribution as the cover art, the image that will introduce this new awareness to the public.

Muses of Music: From the conception of this new science to the submission of the book, I have been continuously encouraged and energized by the music of Yes and especially the lyrics of their vocalist Jon Anderson. Their music and message reveal an inner knowing and understanding of the new science. The music of Yes speaks to the fact that we are all connected to the Light. Their songs emphasize how our experiences, our beliefs and our dreams shape our lives and influence those of our children. What takes me pages of text to explain, Yes can say in a few powerful and poignant lines. You guys are great!

Regarding the physical production of this book, I sincerely want to thank the New York publishers who turned down the book proposal. Without you, I was able to create my *own* book-just like I wanted to

do. I am indebted to Mountain of Love Productions, Inc. for investing time and resources into publishing this book. Toward that end, especial appreciation goes out to Dawson Church of Author's Publishing Cooperative. Dawson enabled us to have the best of both worlds, the personal management afforded by self-publishing and the marketing experience of a major publishing house. Thanks to Geralyn Gendreau for her support of this work and bringing it to the attention of Dawson Church. Dear friend and public relations specialist Shelly Keller has given generously of her time in providing professional editing skills.

Thanks to all of the students and attendees of my classes, lectures, and seminars who over the years persistently enquired, "Where's the book???" *OK*, OK, here it is! Your continued encouragement is deeply appreciated.

I would like to honor some very important teachers who have provided guidance in my scientific career. First and foremost, my father, Eli, who instilled in me a sense of purpose, and as importantly, encouraged me to "think outside of the box." Thanks, Dad.

David Banglesdorf, the elementary school science teacher who introduced me to the world of cells and ignited my passion for science. The brilliant Irwin R. Konigsberg, Ph.D., who took me under his wing and mentored my doctoral education. I shall forever remember our eureka moments and the passion for science we shared.

I am indebted to Professor Theodore Hollis, Ph.D. (Penn State University) and Klaus Bensch, M.D., Chairman of Pathology (Stanford University), the first "real" scientists who understood my heretical ideas. Each of these distinguished researchers encouraged and supported my efforts by providing me with space in their laboratories to investigate the ideas presented in this book.

In 1995 Gerard Clum, D.C., President, Life College of Chiropractic West, invited me to teach Fractal Biology, my very own course on the new science. I am in gratitude for Gerry's support, for he introduced me to the life-enhancing worlds of chiropractic and complementary medicine.

At the first public presentation of this material in 1985 I met Lee Pulos, Ph.D., Assistant Professor Emeritus, Department of Psychology at the University of British Columbia. Over the years, Lee has been a great supporter of, and contributor to, the new biology presented in this book. My partner and esteemed colleague Rob Williams, M.A., developer of Psych-K, contributed to this project by helping bridge the science of cells with the mechanics of human psychology.

Discussions of science and its role in civilization with Curt Rexroth, D.C., a dear friend and wizard of philosophy, have brought great awareness and joy to my life. Collaboration with Theodore Hall, PhD. offered wonderful and profound insights correlating the histories of cellular evolution and human civilization.

I sincerely want to thank Gregg Braden for his wonderful scientific insights, his suggestions regarding publishing, and for providing the intriguing subtitle of this book.

Each of the following, dear and trusted friends, read and critiqued this work. Their contributions were vital in bringing this book to you. I personally want to thank each of them: Terry Bugno, M.D., David Chamberlain, Ph.D., Barbara Findeisen, M.F.T., Shelly Keller, Mary Kovacs, Alan Mande, Nancy Marie, Michael Mendizza, Ted Morrison, Robert and Susan Mueller, Lee Pulos, Ph.D., Curt Rexroth, D.C., Christine Rogers, Will Smith, Diana Sutter, Thomas Verney, M.D., Rob and Lanita Williams, and Donna Wonder.

I am grateful for the love and support offered by my sister Marsha and brother David. I am particularly proud of David for what he jokingly refers to as "breaking the circle of violence" and becoming a great dad to his son Alex.

Much appreciation goes out to Doug Parks of Spirit 2000, Inc. for his outstanding support of this project. Upon hearing the new biology, Doug fully dedicated his efforts to getting this message out to the world. Doug has produced video-lectures and workshops that have broadened public awareness of this material and have opened the doors to many seeking self-empowerment. Thank you, dear brother.

These acknowledgments would not be complete without a most special thank you to Margaret Horton. Margaret has been the driving force behind the scenes that has empowered the writing and materialization of this book. What ever I write and say, my darling ..it was done in love for you!

PROLOGUE

"If you could be *anybody* ...who would you be?" I used to spend an inordinate amount of time pondering that question. I was obsessed with the fantasy that I could change my identity because I wanted to be *anybody but* me. I had a good career as a cell biologist and medical school professor, but that didn't make up for the fact that my personal life was at best, a shambles. The harder I tried to find happiness and satisfaction in my personal life, the more dissatisfied and unhappy I became. In my more reflective moments, I resolved to surrender to my unhappy life. I decided that fate had dealt me a bad hand and I should simply make the best of it. A victim of life. *Que sera, sera.*

My depressed, fatalistic attitude changed in one transformational moment in the fall of 1985. I had resigned my tenured position at the University of Wisconsin's School of Medicine and was teaching at an offshore medical school in the Caribbean. Because the school was so far out of the academic mainstream, I started thinking outside the rigid parameters of *belief* that prevail in conventional academia. Far from those ivory towers, isolated on an emerald island in the deep azure Caribbean Sea, I experienced a scientific epiphany that shattered my *beliefs* about the nature of life.

My life-changing moment occurred while I was reviewing research on the mechanisms by which cells control their physiology and behavior. Suddenly I realized that a cell's life is controlled by the physical and energetic environment and *not* by its genes. Genes are simply molecular blueprints used in the construction of cells, tissues and organs. The environment serves as a "contractor" who reads and engages those genetic blueprints and is ultimately responsible for the character of a cell's life. It is a single cell's "awareness" of the environment, not its genes, that sets into motion the mechanisms of life.

As a cell biologist I knew that my insights had powerful ramifications for my life and the lives of all human beings. I was acutely aware that every human being is made up of approximately fifty trillion sin-

gle cells. I had devoted my professional life to better understanding single cells because I knew then, and know now, that the better we understand single cells the better we can understand the community of cells that comprise each human body. I knew that if single cells are controlled by their awareness of the environment so too are we trillion-celled human beings. Just like a single cell, the character of our lives is determined not by our genes but by our responses to the environmental signals that propel life.

On the one hand my new understanding of the nature of life was a jolt. For close to two decades I had been programming biology's Central Dogma-the *belief* that life is controlled by genes-into the minds of medical students. On the other hand, on an intuitive level my new understanding was not a complete surprise. I had always had niggling doubts about genetic determinism. Some of those doubts stemmed from my eighteen years of government-funded research on cloned stem cells. Though it took a sojourn outside of traditional academia for me to fully realize it, my research offers incontrovertible proof that biology's most cherished tenets regarding genetic determinism are fundamentally flawed.

My new understanding of the nature of life not only corroborated my research, but also, I realized, contradicted another *belief* of mainstream science that I had been propounding to my students - the *belief* that allopathic medicine is the only kind of medicine that merits consideration in medical school. By finally giving the energy-based environment its due, it provided the foundation for the science and philosophy of complementary medicine and the spiritual wisdom of ancient and modern faiths as well as for allopathic medicine.

On a personal level, I knew at the moment of insight that I had gotten myself stuck because I falsely *believed* that I was fated to have a spectacularly unsuccessful personal life. There is no doubt that human beings have a great capacity for sticking to false *beliefs* with great passion and tenacity and hyper-rational scientists are not immune. Our well-developed nervous systems headed by our big brains means that our awareness is more complicated than single cells. When our

uniquely human minds get involved we can choose to perceive the environment in different ways, unlike single cells whose awareness is more reflexive.

I was exhilarated by new realization that I could change the character of my life by changing my *beliefs*. I was instantly energized because I realized that there was a science-based path that would take me from my job as a perennial "victim" to my new job as "co-creator" of my destiny.

It has been twenty years since that magical night in the Caribbean when I had my life-changing moment of insight. In those years, biological research has continued to corroborate the knowledge I gained on that early morning in the Caribbean. We are living in exciting times, for science is in the process of shattering old myths and rewriting a fundamental *belief* of human civilization. The *belief* that we are frail biochemical machines controlled by genes is giving way to an understanding that we are powerful creators of our lives and the world in which we live.

For two decades I have been passing on this paradigm-busting scientific information to hundreds of audiences throughout the United States, Canada, Australia and New Zealand. The response by people who have, like me, made use of this knowledge in rewriting the scripts of their lives has brought great joy and satisfaction into my life. As we all know, knowledge is power and consequently, knowledge of *self* provides self-empowerment.

Now I offer this empowering information to you in *The Biology of Belief*. It is my sincerest hope that you will recognize that many of the *beliefs* that propel your life are false and self-limiting and that you will be inspired to change those *beliefs*. You can take back control of your life and set out on the road to health and happiness.

This information is powerful. I know **it** is. The life I have created using this information is so much richer and satisfying, I no longer ask myself: "If I could be anybody, who would I be?" For now, the answer is a no-brainer. I want to be *me!*

INTRODUCTION

The Magic of Cells

I was seven years old when I stepped up onto a small box in Mrs. Novak's second grade classroom, high enough to plop my eye right onto the lens and eyepiece of a microscope. Alas, I was too close to see anything but a blob of light. Finally I calmed down enough to listen to instructions to back off from the eyepiece. And then it happened, an event so dramatic that it would set the course for the rest of my life. A paramecium swam into the field. I was mesmerized. The raucous din of the other kids faded, as did the back-to-school smells of freshly sharpened pencils, new waxy crayons and plastic Roy Rogers pencil cases. My whole being was transfixed by the alien world of this cell that for me was more exciting than today's computer-animated special effects movies.

In the innocence of my child mind, I saw this organism not as a cell, but as a microscopic person, a thinking, sentient being. Rather than aimlessly moving around, this microscopic, single-celled organism appeared to me to be on a mission, though what kind of mission I didn't know. I quietly watched over the paramecium's "shoulder" as it busily comported itself in and around the algal mat. While I was focusing on the paramecium, a large pseudopod of a gangly amoeba began to ooze into the field.

Just then my visit to this Lilliputian world ended abruptly when Glenn, the class bully, yanked me off the step and demanded his turn at the microscope. I tried to get Mrs. Novak's attention, hoping that Glenn's personal foul would get me another minute at the microscope free-throw line. But it was just minutes before lunch time and the other kids in line were clamoring for their turn. Immediately after school, I ran home and excitedly relayed my microscopic adventure to my mother. Using my best second-grade powers of persuasion, I asked, then begged, then cajoled my mother into getting me a microscope, where I would spend hours mesmerized by this alien world that I could access via the miracle of optics.

Later, in graduate school, I advanced to an electron microscope. The advantage of an electron microscope over a conventional light microscope is that it is a thousand times more powerful. The difference between the two microscopes is analogous to the difference between the 25-inch observation telescopes used by tourists to observe scenic vistas and the orbiting Hubble telescope that transmits images of deep space. Entering the electron microscopy suite of a laboratory is a rite of passage for aspiring biologists. You enter through a black revolving door, similar to the ones separating photographic darkrooms from illuminated work areas.

I remember the first time I stepped into the revolving door and began to turn it. I was in darkness between two worlds, my life as a student and my future life as a research scientist. When the door completed its rotation, I was deposited into a large, dark chamber, dimly lit by several red photographic safelights. As my eyes adapted to the available light I gradually became awed by what stood before me. The red lights were reflecting eerily off the mirrored surface of a massive, foot-thick chromium steel column of electromagnetic lenses that rose to the ceiling in the center of the room. Spreading out on either side at the base of the column was a large control console. The console resembled the instrument panels of a Boeing 747, filled with switches, illuminated gauges and multicolored indicator lamps. Large tentacle-like arrays of thick power cords, water hoses and vacuum lines radiated from the base of the microscope like tap roots at the base of an old oak tree. The sound of clanking vacuum pumps and the whir of refrigerated water recirculators filled the air. For all I knew, I had just emerged on to the command deck of the *U.S.S. Enterprise*. Apparently, it was Captain Kirk's day off, for sitting at the console was one of my professors, who was engaged in the elaborate procedure of introducing a tissue specimen into a high-vacuum chamber in the middle of the steel column.

While the minutes passed, I experienced a feeling reminiscent of that day in second grade when I first saw a cell. Finally, a green fluorescent image appeared on the phosphor screen. The presence of darkly stained cells could barely be discerned in the plastic sections, which

were enlarged to about thirty times their original size. Then the magnification was increased, one step at a time. First 100X, then 1000X, and then 10,000X. When we finally hit warp drive, the cells were magnified to over 100,000 times their original size. It was indeed *Star Trek*, but rather than entering outer space we were going deep into inner space where "no man has gone before." One moment I was observing a miniature cell and seconds later I was flying deep into its molecular architecture.

My awe at being at the edge of this scientific frontier was palpable. So was my excitement when I was made honorary co-pilot. I put my hands on the controls so that I could "fly" over this alien cellular landscape. My professor was my tour guide, pointing out notable landmarks: "Here's a mitochondrion, there's the Golgi body, over there is a nuclear pore, this is a collagen molecule, that's a ribosome."

Most of the rush I experienced came from my vision of myself as a pioneer, traversing territory that had never been seen by human eyes. While the light microscope gave me an awareness of cells as sentient creatures, it was the electron microscope that brought me face to face with the molecules that were the very foundation of life itself. I knew that buried within the *cytoarchitecture* of the cell were clues that would provide insight into the mysteries of life.

For a brief moment, the microscope's portholes became a crystal ball; in the eerie green glow of its fluorescent screen I saw my future. I knew I was going to be a cellular biologist whose research would focus on scrutinizing every nuance of the cell's ultrastructure to gain insights into the secrets of cellular life. As I had learned early on in graduate school, the *structure* and *function* of biological organisms are intimately intertwined. By correlating the cell's microscopic anatomy with its behavior, I was sure to gain insight into the nature of Nature. Throughout graduate school, postdoctoral research and into my career as a medical school professor, my waking hours were consumed by explorations into the cell's molecular anatomy. For locked within the cell's structure were the secrets of its functions.

My exploration of the "secrets of life" led me into a research career studying the character of cloned human cells grown in tissue culture.

Ten years after my first close encounter with an EM, I was a tenured faculty member at the prestigious University of Wisconsin School of Medicine, internationally recognized for my research on cloned stem cells and honored for my teaching skills. I had graduated to more powerful electron microscopes that allowed me to take three-dimensional CAT scan-like rides through organisms where I came face to face with the molecules that are the very foundation of life itself. Though my tools were more sophisticated, my approach hadn't changed. I had never lost my seven-year-old conviction that the lives of the cells I studied had purpose.

Unfortunately, I had no such conviction that my own life had a purpose. I didn't believe in God, though I confess that on occasion I entertained the notion of a God who ruled with an extremely honed sense of perverse humor. I was after all a traditional biologist for whom God's existence is an unnecessary question: life is the consequence of blind chance, the flip of a friendly card or, to be more precise, the random shake of genetic dice. The motto of our profession since the time of Charles Darwin, has been, "*God? We don't need no steenking God!*"

It's not that Darwin denied the existence of God. He simply implied that chance, not Divine intervention, was responsible for the character of life on Earth. In his 1859 book, *The Origin of Species*, Darwin said that individual traits are passed from parents to their children. He suggested that "hereditary factors" passed from parent to child *control* the characteristics of an individual's life. That bit of insight set scientists off on a frenzied attempt to dissect life down to its molecular nuts and bolts, for within the structure of the cell was to be found the heredity mechanism that controlled life.

The search came to a remarkable end 50 years ago when James Watson and Francis Crick described the structure and function of the DNA double helix, the material of which genes are made. Scientists finally figured out the nature of the "hereditary factors" that Darwin had written about in the 19th century. The tabloids heralded the brave new world of genetic engineering with its promise of designer babies and magic bullet medical treatments. I vividly remember the large

block print headlines that filled the front page on that memorable day in 1953: "Secret of Life Discovered".

Like the tabloids, biologists jumped on the gene bandwagon. The mechanism by which DNA controls biological life became the Central Dogma of molecular biology, painstakingly spelled out in textbooks. In the long-running debate over nature v. nurture, the pendulum swung decidedly to nature. At first DNA was thought to be responsible only for our physical characteristics, but then we started believing that our genes control our emotions and behaviors as well. So if you are born with a defective happiness gene, you can expect to have an unhappy life.

Unfortunately, I thought I was one of those people victimized by a missing or mutant happiness gene. I was reeling from a relentless barrage of debilitating emotional roundhouse punches. My father had just died after a long, pain-fraught battle with cancer. I was his principal caretaker and had spent the previous four months flying back and forth between my job in Wisconsin and his home in New York every three or four days. In between stays at his deathbed, I was trying to maintain a research program, teach, and write a major grant renewal for the National Institutes of Health.

To further compound my stress levels, I was in the midst of an emotionally draining and economically devastating divorce. My financial resources were rapidly depleted as I tried to feed and clothe my new dependents, the judicial system. Economically challenged and homeless, I found myself living pretty much out of a suitcase in a most abysmal "garden" apartment complex. Most of my neighbors were hoping to "upgrade" their living standards by seeking accommodations in trailer parks. I was particularly scared of my next-door neighbors. My apartment was broken into and my new stereo system was stolen in my first week of residence. A week later, six-foot tall, three-foot wide Bubba knocked on my door. Holding a quart of beer in one hand and picking his teeth with a ten-penny nail held in the other, Bubba wanted to know if I had the directions for the tape deck.

The nadir was the day I threw the phone through the glass door of my office, shattering the "*Bruce H. Lipton, Ph.D. Associate Professor*

of Anatomy, U.W. School of Medicine" sign, all the while screaming "Get me out of here!" My meltdown was precipitated by a phone call from a banker, who politely but firmly told me he couldn't approve my mortgage application. It was like the scene from "Terms of Endearment" when Debra Winger aptly responds to her husband's hopes for tenure: "We don't have enough money to pay the bills now. All tenure means is we won't have enough money forever!"

The Magic of Cells-Deja Vu

Luckily, I found an escape in the form of a short-term sabbatical at a medical school in the Caribbean. I knew all my problems would not disappear there, but as the jet broke through the gray cloud cover above Chicago, it felt that way. I bit the inside of my cheek to prevent the smile on my face from evolving into audible laughter. I felt as joyful as my seven-year-old self, first discovering my life's passion, the magic of cells.

My mood lifted even more on the six-passenger commuter plane that took me to Montserrat, a mere four by twelve mile dot in the Caribbean Sea. If there ever was a Garden of Eden, it probably would have resembled my new island home, erupting out of the sparkling aquamarine sea like a giant multifaceted emerald. When we landed, the gardenia-laced balmy breezes that swept the airport's tarmac were intoxicating.

The native custom was to dedicate the sunset period as a time of quiet contemplation, a custom I readily adopted. As each day wound down, I looked forward to the heavenly light show. My house, situated on a cliff fifty feet above the ocean, faced due west. A winding path through a tree-covered fern grotto led me down to the water. At the bottom of the grotto, an opening through a wall of jasmine bushes revealed a secluded beach, where I enhanced the sunset ritual by washing away the day with a few "laps" in the warm, gin-clear water. After my swim, I would mold the beach sand into a comfortable recliner, sit back, and watch the sun set slowly into the sea.

On that remote island I was out of the rat race and free to see the world without the blinders of civilization's dogmatic beliefs. At first

my mind was constantly reviewing and critiquing the debacle that was my life. But soon my mental Siskel and Ebert ceased their thumbs up/ thumbs down review of my forty years. I began to re-experience what it was like to live in the moment and for the moment. To become reacquainted with sensations last experienced as a carefree child. To again *feel* the pleasure of being alive.

I became more human and more humane while living in that island paradise. I also became a better cell biologist. Almost all of my formal scientific training was in sterile, lifeless classrooms, lecture halls and laboratories. However, once I was immersed in the Caribbean's rich ecosystem, I began to appreciate biology as a living, breathing integrated system rather than a collection of individual species sharing a piece of the earth's turf.

Sitting quietly within garden-like island jungles and snorkeling among the jeweled coral reefs gave me a window into the island's amazing integration of plant and animal species. All live in a delicate, dynamic balance, not only with other life forms, but with the physical environment as well. It was life's harmony-not life's struggle-that sang out to me as I sat in the Caribbean Garden of Eden. I became convinced that contemporary biology pays too little attention to the important role of cooperation, because its Darwinian roots emphasize life's competitive nature.

To the chagrin of my U.S. faculty colleagues, I returned to Wisconsin a screaming radical bent on challenging the sacred foundational beliefs of biology. I even began to openly criticize Charles Darwin and the wisdom of his theory of evolution. In the eyes of most other biologists, my behavior was tantamount to a priest bursting into the Vatican and claiming the Pope was a fraud.

My colleagues could be forgiven for thinking a coconut had hit me on the head when I quit my tenured position and, fulfilling my life's dream to be in a rock In' roll band, took off on a music tour. I discovered Yanni, who eventually became a big celebrity, and produced a laser show with him. But it soon became clear that I had a lot more aptitude for teaching and research than I did for producing rock 'n' roll shows. I wound down my midlife crisis, which I'll describe in

more agonizing detail in a later chapter, by giving up the music business and returning to the Caribbean to teach cell biology again.

My final stop in conventional academia was at Stanford University's School of Medicine. By that time I was an unabashed proponent of a "new" biology. I had come to question not only Darwin's dog-eat-dog version of evolution, but also biology's Central Dogma, the premise that genes control life. That scientific premise has one major flaw - genes cannot turn themselves on or off. In more scientific terms, genes are not "self-emergent." Something in the environment has to trigger gene activity. Though that fact had already been established by frontier science, conventional scientists blinded by genetic dogma had simply ignored it. My outspoken challenge of the Central Dogma turned me into even more of a scientific heretic. Not only was I a candidate for excommunication, I was now suitable for burning at the stake!

In a lecture during my interview at Stanford, I found myself accusing the gathered faculty, many of them internationally recognized geneticists, of being no better than religious fundamentalists for adhering to the Central Dogma despite evidence to the contrary. After my sacrilegious comments, the lecture room erupted into shouts of outrage that I thought meant the end of my job application. Instead, my insights concerning the mechanics of a new biology proved to be provocative enough to get me hired. With the support of some eminent scientists at Stanford, especially from the Pathology Department's chairman, Dr. Klaus Bensch, I was encouraged to pursue my ideas and apply them to research on cloned human cells. To the surprise of those around me, the experiments fully supported the alternative view of biology that I was postulating. I published two papers based on this research and left academia, this time for good. [Lipton, et al, 1991, 1992]

I left because, despite the support I got at Stanford, I felt that my message was falling on deaf ears. Since my departure, new research has consistently validated my skepticism about the Central Dogma and the primacy of DNA in controlling life. In fact, *epigenetics*, the study of the molecular mechanisms by which environment controls

gene activity, is today one of the most active areas of scientific research. The newly emphasized role of the environment in regulating gene activity was the focus of my cell research twenty-five years ago, long before the field of epigenetics was even established. [Lipton 1977a, 1977b] While that is gratifying for me intellectually, I know that if I were teaching and researching in a medical school, my colleagues would still be wondering about those coconuts, because in the last decade I have become even more of a radical by academia's standards. My preoccupation with a new biology has become more than an intellectual exercise. I believe that cells teach us not only about the mechanisms of life, but also teach us how to live rich, full lives.

In ivory tower science that kind of thinking would **no** doubt win me the wacky Dr. Dolittle award for anthropomorphism or more precisely cytopomorphism - thinking like a cell, but for me **it** is Biology 101. You may consider yourself an individual, but as a cell biologist I can tell you that you are in truth a cooperative community of approximately 50 trillion single-celled citizens. Almost all of the cells that make up your body are amoeba-like, individual organisms that have evolved a cooperative strategy for their mutual survival. Reduced to basic terms, human beings are simply the consequence of "collective amoebic consciousness." As a nation reflects the traits of its citizens, our human-ness must reflect the basic nature of our cellular communities.

Living the Lessons of Cells

Using these cell communities as role models, I came to the conclusion that we are not victims of our genes, but masters of our fates, able to create lives overflowing with peace, happiness and love. I tested my hypothesis in my own life after a nudge from my audiences, who asked me why my insights hadn't made me any happier. They were right: I needed to integrate my new biological awareness into my daily life. I knew I had succeeded when, on a bright Sunday morning in the Big Easy, a coffee shop waitress asked me: "Honey, you are the happiest person I ever did see. Tell me child, why are you so happy?" I was taken aback by her question, but nevertheless I blurted out: "I'm in Heaven!" The waitress shook her head from side to side mumbling

"My, my" and then proceeded to take my breakfast order. Well, it was true. I was happy, happier than I had ever been in my life.

A number of you critical readers may rightly be skeptical of my claim that Earth is Heaven. For by definition Heaven is also the abode of the Deity and the blessed dead. Did I really think that New Orleans, or any other major city, could be part of Heaven? Ragged homeless women and children living in alleys; air so thick that one would never know if stars really existed; river and lakes so polluted that only unimaginable "scary" life forms could exist in them. This Earth is Heaven? The Deity lives here? He *knows* the Deity?

The answers to those questions are: Yes, yes, and I believe I do. Well, to be completely honest, I must admit that I don't know all of the Deity personally, for I don't know all of you. For God's sake there are over six billion of YOU. And to be more fully honest, I don't really know all of the members of the plant and animal kingdom either, though I believe they also comprise God.

In the immortal words of Tool Time's Tim Taylor, "Baaaaack the truck up! Is he saying that *humans* are God?"

Well ...yes I am. Of course I am not the first to have said that. **It** is written in Genesis that we are made in the image of God. Yes, this card-carrying rationalist is now quoting Jesus, Buddha and Rumi. I have come full circle from a reductionist, scientific take on life to a spiritual one. We are made in the image of God and we need to put Spirit back into the equation when we want to improve our physical and our mental health.

Because we are not powerless biochemical machines, popping a pill every time we are mentally or physically out of tune is not the answer. Drugs and surgery are powerful tools, when they are not overused, but the notion of simple drug fixes is fundamentally flawed. Every time a drug is introduced into the body to correct function A, **it** inevitably throws off function B, Cor D. **It** is not gene-directed hormones and neurotransmitters that control our bodies and our minds; our beliefs control our bodies, our minds and thus our lives ...Oh ye of little belief!

The Light Outside of the Box

In this book I will draw the proverbial line in the sand. On one side of the line is a world defined by neo-Darwinism, which casts life as an unending war among battling, biochemical robots. On the other side of the line is the "New Biology," which casts life as a cooperative journey among powerful individuals who can program themselves to create joy-filled lives. When we cross that line and truly understand the New Biology, we will no longer fractiously debate the role of nurture and nature, because we will realize that the fully conscious mind trumps both nature and nurture. And I believe we will also experience as profound a paradigmatic change to humanity as when a round-world reality was introduced to a flat-world civilization.

Humanities' majors, who may be worried that this book offers an incomprehensible science lecture, have no fear. When I was an academic, I chafed at the three-piece, itchy suit, the constricting tie, the wing tip shoes, and the interminable meetings, but I loved to teach. And in my post-academia life, I've gotten plenty of teaching practice; I have presented the principles of the New Biology to thousands of people all around the world. Through those lectures, I have honed my presentation of the science into easy-to-understand English illustrated by colorful charts, many of which are replicated in this book.

In Chapter 1, I discuss "smart" cells and why and how they can teach us so much about our own minds and bodies. In Chapter 2, I lay out the scientific evidence to show you genes do not control biology. I also introduce you to the exciting discoveries of epigenetics, a new field of biology that is unraveling the mysteries of how the environment (nature) influences the behavior of cells without changing the genetic code. It is a field that is uncovering new complexities in the nature of disease, including cancer and schizophrenia.

Chapter 3 is about the cell's membrane, the "skin" of the cell. You no doubt have heard more about the DNA-containing nucleus of the cell than you have about its membrane. But frontier science is revealing in ever greater detail what I concluded over twenty years ago, that the membrane is the true brain of the cellular operation. In Chapter 4,


I talk about the mind-bending discoveries of quantum physics. Those discoveries have profound implications for understanding and treating disease. However, the conventional medical establishment has not yet incorporated quantum physics into its research or medical school training, with tragic results.

In Chapter 5, I explain why I named this book *The Biology of Belief*. Positive thoughts have a profound effect on behavior and genes, but *only* when they are in harmony with subconscious programming. And negative thoughts have an equally powerful effect. When we recognize how these positive and negative beliefs control our biology, we can use this knowledge to create lives filled with health and happiness. Chapter 6 reveals why cells and people need to grow and how fear shuts down that growth.

Chapter 7 focuses upon conscious parenting. As parents we need to understand the role we play in programming our children's beliefs, and the impact those beliefs have on our children's lives. This chapter is important whether you are a parent or not, for as a "former" child, the insight into our programming and its impact upon our lives is quite revealing. In the Epilogue, I review how my understanding of the New Biology led me to realize the importance of integrating the realms of Spirit and Science, which was a radical shift from my background as an agnostic scientist.

Are you ready to use your conscious mind to create a life overflowing with health, happiness and love without the aid of genetic engineers and without addicting yourself to drugs? Are you ready to consider an alternate reality to that provided by the medical model of the human body as a biochemical machine? There is nothing to buy and there are no policies to take out. It is just a matter of temporarily suspending the archaic beliefs you have acquired from the scientific and media establishments so that you can consider the exciting new awareness offered by leading-edge science.

Chapter 1



LESSONS FROM THE PETRI DISH: IN PRAISE
OF SMART CELLS AND SMART STUDENTS

Trouble in Paradise

On my second day in the Caribbean, as I stood in front of over a hundred visibly on-edge medical students, I suddenly realized that not everyone viewed the island as a laid-back refuge. For these nervous students, Montserrat was not a peaceful escape but a last-ditch chance to realize their dreams of becoming doctors.

My class was geographically homogeneous, mostly American students from the East Coast, but there were all races and ages, including a sixty-seven-year-old retiree who was anxious to do more with his life. Their backgrounds were equally varied - former elementary school teachers, accountants, musicians, a nun and even a drug smuggler.

Despite all the differences, the students shared two characteristics. One, they had failed to succeed in the highly competitive selection process that filled the limited number of positions in American medical schools. Two, they were "strivers" intent on becoming doctors-

they were not about to be denied the opportunity to prove their qualifications. Most had spent their life savings or indentured themselves to cover the tuition and extra costs of living out of the country. Many found themselves completely alone for the first time in their lives, having left their families, friends and loved ones behind. They put up with the most intolerable living conditions on that campus. Yet with all the drawbacks and the odds stacked against them, they were never deterred from their quest for a medical degree.

Well, at least that was true up to the time of our first class together. Prior to my arrival, the students had had three different histology/ cell biology professors. The first lecturer left the students in the lurch when he responded to some personal issue by bolting from the island three weeks into the semester. In short order, the school found a suitable replacement who tried to pick up the pieces; unfortunately he bailed three weeks later because he got sick. For the preceding two weeks a faculty member, responsible for another field of study, had been reading chapters out of a textbook to the class. This obviously bored the students to death, but the school was fulfilling a directive to provide a specified number of lecture hours for the course. Academic prerequisites set by American medical examiners have to be met in order for the school's graduates to practice in the States.

For the fourth time that semester, the weary students listened to a new professor. I briefed them on my background and my expectations for the course. I made it clear that even though we were in a foreign country, I was not going to expect any less from them than what was expected from my Wisconsin students. Nor should they want me to, because to be certified, all doctors have to pass the same Medical Boards, no matter where they go to medical school. Then I pulled a sheaf of exams out of my briefcase and told the students that I was giving them a self-assessment quiz. The middle of the semester had just passed and I expected them to be familiar with half of the required course material. The test I handed out on that first day of the course consisted of twenty questions taken directly from the University of Wisconsin histology midterm exam.

The classroom was deadly silent for the first ten minutes of the testing period. Then nervous fidgeting felled the students one by one, faster than the spread of the deadly Ebola virus. By the time the twenty minutes allotted for the quiz were over, wide-eyed panic had gripped the class. When I said, "Stop," the pent-up nervous anxiety erupted into the din of a hundred excited conversations. I quieted the class down and began to read them the answers. The first five or six answers were met with subdued sighs. After I reached the tenth question, each subsequent answer was followed by agonizing groans. The highest score in the class was ten correct answers, followed by several students who answered seven correctly; with guesswork, most of the rest scored at least one or two correct answers.

When I looked up at the class, I was greeted with frozen, shell-shocked faces. The "strivers" found themselves behind the big eight ball. With more than half a semester behind them, they had to start the course all over again. A dark gloom overcame the students, most of whom were already treading water in their other, very demanding medical school courses. Within moments, their gloom had turned into quiet despair. In profound silence, I looked out over the students and they looked back at me. I experienced an internal ache—the class collectively resembled one of those Greenpeace pictures of wide-eyed baby seals just before heartless fur traders club them to death.

My heart welled. Perhaps the salt air and sweet scents had already made me more magnanimous. In any case, unexpectedly, I found myself announcing that I would make it my personal commitment to see that every student was fully prepared for the final exam, if they would commit to providing matching efforts. When they realized I was truly committed to their success, I could see the lights flash on in their previously panicked eyes.

Feeling like an embattled coach revving up the team for the Big Game, I told them I thought they were every bit as intelligent as the students I taught in the States. I told them I believed their State-side peers were simply more proficient at rote memorization, the quality that enabled them to score better in the medical college admissions

tests. I also tried very hard to convince them that histology and cell biology are not intellectually difficult courses. I explained that in all of its elegance, nature employs very simple operating principles. Rather than just memorizing facts and figures, I promised they were going to gain an understanding of cells because I would present simple principles on top of simple principles. I offered to provide additional night lectures, which would tax their stamina after their already long lecture and lab-packed days. The students were pumped up after my ten-minute pep talk. When the period ended, they bolted from that classroom snorting fire, determined they would not be beaten by the system.

After the students left, the enormity of the commitment I had made sank in. I started having doubts. I knew that a significant number of the students were truly unqualified to be attending medical school. Many others were capable students whose backgrounds had not prepared them for the challenge. I was afraid that my island idyll would degenerate into a frenetic, time-consuming academic scrimmage that would end in failure for my students and for me as their teacher. I started thinking about my job at Wisconsin, and suddenly it was beginning to look easy. At Wisconsin, I gave only eight lectures out of the approximately fifty that made up the histology/cell biology course. There were five members of the Anatomy Department who shared the lecturing load. Of course I was responsible for the material in all of the lectures because I was involved in their accompanying laboratory sessions. I was supposed to be available to answer all course-related questions asked by the students. But knowing the material and presenting lectures on the material are not the same thing!

I had a three-day weekend to wrestle with the situation I had created for myself. Had I faced a crisis such as this back home, my type A personality would have had me swinging from the proverbial chandeliers. Interestingly, as I sat by the pool, watching the sun set into the Caribbean, the potential angst simply morphed into an exciting adventure. I began to get excited about the fact that for the first time in my teaching career, I was solely responsible for this major

course and free from having to conform to the style and content restrictions of team-taught programs.

Cells As Miniature Humans

As it turned out, that histology course was the most exhilarating and intellectually profound period of my academic career. Free to teach the course the way I wanted to teach it, I ventured into a new way of covering the material, an approach that had been roiling in my brain for several years. I had been fascinated by the idea that considering cells as "miniature humans" would make it easier to understand their physiology and behavior. As I contemplated a new structure for the course, I got excited. The idea of overlapping cell and human biology rekindled the inspiration for science I had felt as a child. I still experienced that enthusiasm in my research laboratory, though not when I was mired in the administrative details of being a tenured faculty member, including endless meetings and what for me were tortuous faculty parties.

I was prone to thinking of cells as human-like because, after years behind a microscope, I had become humbled by the complexity and power of what at first appear to be anatomically simple, moving blobs in a Petri dish. In school you may have learned the basic components of a cell: the nucleus that contains genetic material, the energy-producing mitochondria, the protective membrane at the outside rim, and the cytoplasm in between. But within these anatomically simple-looking cells is a complex world; these smart cells employ technologies that scientists have yet to fully fathom.

The notion of cells as miniature humans that I was mulling over would be considered heresy by most biologists. Trying to explain the nature of anything not human by relating it to human behavior is called anthropomorphism. "True" scientists consider anthropomorphism to be something of a mortal sin and ostracize scientists who knowingly employ it in their work.

However, I believed though that I was breaking out of orthodoxy for a good reason. Biologists try to gain scientific understanding by

observing nature and conjuring up a hypothesis of how things work. Then they design experiments to test their ideas. By necessity, deriving the hypothesis and designing the experiments require the scientist to "think" how a cell or another living organism carries out its life. Applying these "human" solutions, i.e, a human view of resolving biology's mysteries, automatically makes these scientists guilty of anthropomorphizing. No matter how you cut it, biological science is based to some degree on humanizing the subject matter.

Actually, I believe that the unwritten ban on anthropomorphism is an outmoded remnant of the Dark Ages when religious authorities denied any direct relationship existed between humans and any of God's other creations. While I can see the value of the concept when people try to anthropomorphize a light bulb, a radio or a pocketknife, I do not see it as a valid criticism when it is applied to living organisms. Human beings are multicellular organisms - we must inherently share basic behavioral patterns with our own cells.

However, I know that it takes a shift in perception to acknowledge that parallel. Historically, our [udeo-Christian beliefs have led us to think that *we* are the intelligent creatures who were created in a separate and distinct process from all other plants and animals. This view has us looking down our noses at lesser creatures as non-intelligent life forms, especially those organisms on the lower evolutionary rungs of life.

Nothing could be farther from the truth. When we observe other humans as individual entities or see ourselves in the mirror as an individual organism, in one sense, we are correct, at least from the perspective of our level of observation. However, if I brought you down to the size of an individual cell so you could see your body from that perspective, it would offer a whole new view of the world. When you looked back at yourself from that perspective you would not see yourself as a single entity. You would see yourself as a bustling community of more than 50 trillion individual cells.

As I toyed with these ideas for my Histology class, the picture that kept recurring in my mind was a chart from an encyclopedia I had

used as a child. Under the section on humans, there was an illustration with seven transparent plastic pages, each printed with an identical, overlapping outline of the human body. On the first page the outline was filled in with an image of a naked man. Turning the first page was like peeling off his skin and revealing his musculature, the image within the outline on the second page. When I turned the second page, the overlapping images of the remaining pages revealed a vivid dissection of the body. Flipping through the pages I could see in turn, the skeleton, the brain and nerves, blood vessels and organ systems.

For my Caribbean course, I mentally updated those transparencies with several additional, overlapping pages, each illustrated with cellular structures. Most of the cell's structures are referred to as organelles, which are its "miniature organs" suspended within a jelly-like cytoplasm. Organelles are the functional equivalents of the tissues and organs of our own bodies. They include the nucleus, which is the largest organelle, the mitochondria, the Golgi body and vacuoles. The traditional way of teaching the course is to deal first with these cellular structures, then move on to the tissues and organs of the human body. Instead, I integrated the two parts of the course to reflect the overlapping nature of humans and cells.

I taught my students that the biochemical mechanisms employed by cellular organelle systems are essentially the same mechanisms employed by our human organ systems. Even though humans are made up of trillions of cells, I stressed that there is not one "new" function in our bodies that is not already expressed in the single cell. Each eukaryote (nucleus-containing cell) possesses the functional equivalent of our nervous system, digestive system, respiratory system, excretory system, endocrine system, muscle and skeletal systems, circulatory system, integument (skin), reproductive system and even a primitive immune system, which utilizes a family of antibody-like "ubiquitin" proteins.

I also made it clear to my students that each cell is an intelligent being that can survive on its own, as scientists demonstrate when they remove individual cells from the body and grow them in a culture. As

I knew intuitively when I was a child, these smart cells are imbued with intent and purpose; they actively seek environments that support their survival while simultaneously avoiding toxic or hostile ones. Like humans, single cells analyze thousands of stimuli from the microenvironment they inhabit. Through the analysis of this data, cells select appropriate behavioral responses to ensure their survival.

Single cells are also capable of learning through these environmental experiences and are able to create cellular memories, which they pass on to their offspring. For example, when a measles virus infects a child, an immature immune cell is called in to create a protective protein antibody against that virus. In the process, the cell must create a new gene to serve as a blueprint in manufacturing the measles antibody protein.

The first step in generating a specific measles antibody gene occurs in the nuclei of immature immune cells. Among their genes are a very large number of DNA segments that encode uniquely shaped snippets of proteins. By randomly assembling and recombining these DNA segments, immune cells create a vast array of different genes, each one providing for a uniquely shaped antibody protein. When an immature immune cell produces an antibody protein that is a "close" physical complement to the invading measles virus, that cell will be activated.

Activated cells employ an amazing mechanism called *affinity maturation* that enables the cell to perfectly "adjust" the final shape of its antibody protein, so that it will become a perfect complement to the invading measles virus. [Li, et al, 2003; Adams, et al, 2003] Using a process called *somatic hypermutation*, activated immune cells makes hundreds of copies of their original antibody gene. However, each new version of the gene is slightly mutated so that it will encode a slightly different shaped antibody protein. The cell selects the variant gene that makes the best fitting antibody. This selected version of the gene also goes through repeated rounds of somatic hypermutation to further sculpt the shape of the antibody to become a "perfect" physical complement of the measles virus. [Wu, et al, 2003; Blanden and Steele 1998; Diaz and Casali 2002; Gearhart 2002]

When the sculptured antibody locks on to the virus, it inactivates the invader and marks it for destruction, thus protecting the child from the ravages of measles. The cells retain the genetic "memory" of this antibody, so that in the future if the individual is again exposed to measles, the cells can immediately launch a protective immune response. The new antibody gene can also be passed on to all the cell's progeny when it divides. In this process, not only did the cell "learn" about the measles virus, it also created a "memory" that will be inherited and propagated by its daughter cells. This amazing feat of genetic engineering is profoundly important because it represents an inherent "intelligence" mechanism by which cells evolve. [Steele, et al, 1998]

The Origins of Life: Smart Cells Get Smarter

It shouldn't be surprising that cells are so smart. Single-celled organisms were the first life forms on this planet. Fossil evidence reveals they were here within 600 million years after the Earth was first formed. For the next 2.75 billion years of the Earth's history, only free-living, single-celled organisms - bacteria, algae and amoeba-like protozoans, populated the world.

Around 750 million years ago, these smart cells figured out how to get smarter when the first multicellular organisms (plants and animals) appeared. Multicellular life forms were initially loose communities or "colonies" of single-celled organisms. At first, cellular communities consisted of tens and hundreds of cells. But the evolutionary advantage of living in a community soon led to organizations comprised of millions, billions and even trillions of socially interactive single cells. Though each individual cell is of microscopic dimensions, the size of multicellular communities may range from the barely visible to the monolithic. Biologists have classified these organized communities based on their structure as observed by the human eye. While the cellular communities appear as single entities to the naked eye - a mouse, a dog, a human - they are, in fact, highly organized associations of millions and trillions of cells.

The evolutionary push for ever-bigger communities is simply a reflection of the biological imperative to survive. The more awareness an organism has of its environment, the better its chances for survival. When cells band together they increase their awareness exponentially. If each cell were to be arbitrarily assigned an awareness value of X , then each colonial organism would collectively have a potential awareness value of at least X times the number of cells in the colony.

In order to survive at such high densities, the cells created structured environments. These sophisticated communities subdivided the workload with more precision and effectiveness than the ever-changing organizational charts that are a fact of life in big corporations. It proved more efficient for the community to have individual cells assigned to specialized tasks. In the development of animals and plants, cells begin to acquire these specialized functions in the embryo. A process of cytological specialization enables the cells to form the specific tissues and organs of the body. Over time, this pattern of *differentiation*, i.e. the distribution of the workload among the members of the community, became embedded in the genes of every cell in the community, significantly increasing the organism's efficiency and its ability to survive.

In larger organisms, for example, only a small percentage of cells are concerned with reading and responding to environmental stimuli. That is the role of groups of specialized cells that form the tissues and organs of the nervous system. The function of the nervous system is to perceive the environment and coordinate the behavior of all the other cells in the vast cellular community.

Division of labor among the cells in the community offered an additional survival advantage. The efficiency it offered enabled more cells to live on less. Consider the old adage, "Two can live as cheaply as one." Or consider the construction costs of building a two-bedroom, single home versus the cost of building a two-bedroom apartment in a hundred-apartment complex. To survive, each cell is required to expend a certain amount of energy. The amount of energy conserved

by individuals living in a community contributes to both an increased survival advantage and a better quality of life.

In American capitalism, Henry Ford saw the tactical advantage in the differentiated form of communal effort and employed it in creating his assembly line system of manufacturing cars. Before Ford, a small team of multi-skilled workers would require a week or two to build a single automobile. Ford organized his shop so that every worker was responsible for only one specialized job. He stationed a large number of these differentiated workers along a single row, the assembly line, and passed the developing car from one specialist to the next. The efficiency of job specialization enabled Ford to produce a new automobile in 90 minutes rather than weeks.

Unfortunately, we conveniently "forgot" about the cooperation necessary for evolution when Charles Darwin emphasized a radically different theory about the emergence of life. He concluded 150 years ago that living organisms are perpetually embroiled in a „struggle for existence." For Darwin, struggle and violence are not only a part of animal (human) nature, but the principal "forces" behind evolutionary advancement. In the final chapter of *The Origin of Species: By Means of Natural Selection, Or, The Preservation Of Favoured Races In The Struggle For Life*, Darwin wrote of an inevitable „struggle for life" and that evolution was driven by "the war of nature, from famine and death." Couple that with Darwin's notion that evolution is random and you have a world, as poetically described by Tennyson that can be characterized as "red in tooth and claw," a series of meaningless, bloody battles for survival.

Evolution Without the Bloody Claws

Though Darwin is by far the most famous evolutionist, the first scientist to establish evolution as a scientific fact was the distinguished French biologist Jean-Baptiste de Lamarck. [Lamarck 1809, 1914, 1963] Even Ernst Mayr, the leading architect of "neo Darwinism," a modernization of Darwin's theory that incorporates twentieth-century molecular genetics, concedes that Lamarck was the pioneer. In his clas-

1970 book *Evolution and the Diversity of Life*, [Mayr 1976, page 227] Mayr wrote: "It seems to me Lamarck has a much better claim to be designated the 'founder of the theory of evolution,' as indeed he has by several French historians ...he was the first author to devote an entire book primarily to the presentation of a theory of organic evolution. He was the first to present the entire system of animals as a product of evolution."

Not only did Lamarck present his theory fifty years before Darwin, he offered a much less harsh theory of the mechanisms of evolution. Lamarck's theory suggested that evolution was based on an "instructive," cooperative interaction among organisms and their environment that enables life forms to survive and evolve in a dynamic world. His notion was that organisms acquire and pass on adaptations necessary for their survival in a changing environment. Interestingly, Lamarck's hypothesis about the mechanisms of evolution conform to modern cell biologists' understanding of how immune systems adapt to their environment as described above.

Lamarck's theory was an early target of the Church. The notion that humans evolved from lower life forms was denounced as heresy. Lamarck was also scorned by his fellow scientists who, as creationists, ridiculed his theories. A German developmental biologist, August Weismann, helped propel Lamarck into obscurity when he tried to test Lamarck's theory that organisms pass on survival-oriented traits acquired through their interaction with the environment. In one of Weismann's experiments, he cut off the tails of male and female mice and mated them. Weismann argued that if Lamarck's theory were correct, the parents should pass on their tail-less state to future generations. The first generation of mice was born with tails. Weismann repeated the experiment for 21 more generations, but not one tail-less mouse was born, leading Weismann to conclude that Lamarck's notion of inheritance was wrong.

But Weismann's experiment was not a true test of Lamarck's theory. Lamarck suggested that such evolutionary changes could take "immense periods of time," according to biographer L.J.Jordanova. In

1984, Jordanova wrote that Lamarck's theory "rested on" a number of "propositions" including: "...the laws governing living things have produced increasingly complex forms over immense periods of time." [Jordanova 1984, page 71] Weismann's five-year experiment was clearly not long enough to test the theory. An even more fundamental flaw in his experiment is that Lamarck never argued that every change an organism experienced would take hold. Lamarck said organisms hang on to traits (like tails) when they need them to survive. Although Weismann didn't think the mice needed their tails, no one asked the mice if they thought their tails were necessary for survival!

Despite its obvious flaws, the study of the tail-less mice helped destroy Lamarck's reputation. In fact, Lamarck has been mostly ignored or vilified. Cornell University evolutionist C.H. Waddington, wrote in *The Evolution of An Evolutionist* [Waddington 1975, page 38]: "Lamarck is the only major figure in the history of biology whose name has become to all intents and purposes, a term of abuse. Most scientists' contributions are fated to be outgrown, but very few authors have written works, which, two centuries later, are still rejected with indignation so intense that the skeptic may suspect something akin to an uneasy conscience. In point of fact, Lamarck has, I think, been somewhat unfairly judged."

Waddington wrote those prescient words thirty years ago. Today Lamarck's theories are being reevaluated under the weight of a body of new science that suggests that the oft-denounced biologist was not entirely wrong and the oft-lauded Darwin not entirely correct. The title of an article in the prestigious journal *Science* in 2000 was one sign of glasnost: "Was Lamarck Just a Little Bit Right?" [Balter 2000]

One reason some scientists are taking another look at Lamarck is that evolutionists are reminding us of the invaluable role cooperation plays in sustaining life in the biosphere. Scientists have long noted symbiotic relationships in nature. In *Darwin's Blind Spot* [Ryan 2002, page 16], British physician Frank Ryan chronicles a number of such relationships, including a yellow shrimp that gathers food while its partner gobi fish protects it from predators, and a species of hermit

crab that carries a pink anemone on top of its shell. "Fish and octopuses like to feed on hermit crabs, but when they approach this species, the anemone shoots out its brilliantly colored tentacles, with their microscopic batteries of poisoned darts, and sting the potential predator, encouraging it to look elsewhere for its meal." The warrior anemone gets something out of the relationship as well because it eats the crab's leftover food.

But today's understanding of cooperation in nature goes much deeper than the easily observable ones. "Biologists are becoming increasingly aware that animals have coevolved, and continue to coexist, with diverse assemblages of microorganisms that are required for normal health and development," according to a recent article in *Science* called "We Get By With A Little Help From Our (Little) Friends." [Ruby, et al, 2004] The study of these relationships is now a rapidly growing field called "Systems Biology."

Ironically, in recent decades, we have been taught to wage war against microorganisms with everything from anti-bacterial soap to antibiotics. But that simplistic message ignores the fact that many bacteria are essential to our health. The classic example of how humans get help from microorganisms is the bacteria in our digestive system, which are essential to our survival. The bacteria in our stomach and intestinal tract help digest food and also enable the absorption of life-sustaining vitamins. This microbe-human cooperation is the reason that the rampant use of antibiotics is detrimental to our survival. Antibiotics are indiscriminate killers; they kill bacteria that are required for our survival as efficiently as they kill harmful bacteria.

Recent advances in genome science have revealed an additional mechanism of cooperation among species. Living organisms, it turns out, actually integrate their cellular communities by sharing their genes. It had been thought that genes are passed on only to the progeny of an individual organism through reproduction. Now scientists realize that genes are shared not only among the individual members of a species, but also among members of different species. The sharing of genetic information via *gene transfer* speeds up evolution since

organisms can acquire "learned" experiences from other organisms. [Nitz, et al, 2004; Pennisi 2004; Boucher, et al, 2003; Dutta and Pan, 2002; Gogarten 2003] Given this sharing of genes, organisms can no longer be seen as disconnected entities; there is no wall between species. Daniel Drell, manager of the Department of Energy's microbial genome program told *Science* in (2001 294:1634): "...we can no longer comfortably say what is a species anymore." [Pennisi 2001]

This sharing of information is not an accident. It is nature's method of enhancing the survival of the biosphere. As discussed earlier, genes are physical memories of an organism's learned experiences. The recently recognized exchange of genes among individuals disperses those memories, thereby influencing the survival of all organisms that make up the community of life. Now that we are aware of this inter- and intra-species gene transfer mechanism, the dangers of genetic engineering become apparent. For example, tinkering with the genes of a tomato may not stop at that tomato, but could alter the entire biosphere in ways that we cannot foresee. Already there is a study that shows that when humans digest genetically modified foods, the artificially created genes transfer into and alter the character of the beneficial bacteria in the intestine. [Heritage 2004; Netherwood, et al, 2004] Similarly, gene transfer among genetically engineered agricultural crops and surrounding native species has given rise to highly resistant species deemed superweeds. [Milius 2003; Haygood, et al, 2003; Desplanque, et al, 2002; Spencer and Snow 2001] Genetic engineers have never taken the reality of gene transfer into consideration when they have introduced genetically modified organisms into the environment. We are now beginning to experience the dire consequences of this oversight as their engineered genes are spreading among, and altering other organisms in the environment. [Watrud, et al, 2004]

Genetic evolutionists warn that if we fail to apply the lessons of our shared genetic destiny, which should be teaching us the importance of cooperation among all species, we threaten human existence. We need to move beyond Darwinian theory, which stresses the importance of *individuals*, to one that stresses the importance of the *commu-*

nity. British scientist Timothy Lenton provides evidence that evolution is more dependent on the interaction among species than it is on the interaction of individuals within a species. Evolution becomes a matter of the survival of the fittest *groups* rather than the survival of the fittest individuals. In a 1998 article in *Nature*, Lenton wrote that rather than focusing on individuals and their role in evolution, "...We must consider the totality of organisms and their material environment to fully understand which traits come to persist and dominate." [Lenton 1998]

Lenton subscribes to James Lovelock's Gaia hypothesis that holds that the Earth and all of its species constitute one interactive, living organism. Those who endorse the hypothesis argue that tampering with the balance of that super-organism called Gaia, whether it be by destroying the rainforest, depleting the ozone layer or altering organisms through genetic engineering, can threaten its survival and consequently ours.

Recent studies funded by Britain's Natural Environment Research Council provide support for those concerns. [Thomas, et al, 2004; Stevens, et al, 2004] While there have been five mass extinctions in the history of our planet, they are all presumed to have been caused by extraterrestrial events, such as a comet smashing to earth. One of the new studies concludes that the "natural world is experiencing the sixth, major extinction event in its history." [Lovell 2004] This time though, the cause of the extinctions is not extraterrestrial. According to one of the study's authors, Jeremy Thomas: "As far as we can tell this one is caused by one animal organism-man."

Walking the Talk of Cells

In my years of teaching in medical school, I had come to realize that medical students in an academic setting are more competitive and backbiting than a truckload of lawyers. They live out the Darwinian struggle in their quest to be one of the "fittest" who stagger to graduation after four grueling years in medical school. The single-minded pursuit of stellar medical school grades, without regard for the students

surrounding you, no doubt follows a Darwinian model, but it always seemed to me an ironic pursuit for those who are striving to become compassionate healers.

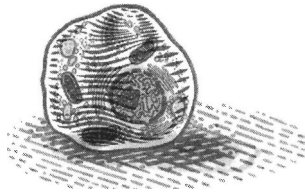
But my stereotypes about medical students toppled during my stay on the island. After my call to arms, my class of misfits stopped acting like conventional medical students; they dropped their survival of the fittest mentality and amalgamated into a single force, a team that helped them survive the semester. The stronger students helped the weaker and in so doing, all became stronger. Their harmony was both surprising and beautiful to observe.

In the end, there was a bonus: a happy Hollywood ending. For their final exam, I gave my students exactly the same test the students in Wisconsin had to pass. There was virtually no difference in the performance of these "rejects" and their "elitist" counterparts in the States. Many students later reported that when they went home and met with their peers who attended American medical schools, they proudly found themselves more proficient in their understanding of the principles governing the life of cells and organisms.

I was of course thrilled that my students had pulled off an academic miracle. But it was years before I understood *how* they were able to do it. At the time, I thought the format of the course was key, and I still believe that overlapping human and cell biology is a better way to present the course material. But now that I've ventured into what I told you would be considered by some as wacky Dr. Dolittle territory, I think a good part of the reason for my students' success was that they eschewed the behavior of their counterparts in the United States. Instead of mirroring smart American medical students, they mirrored the behavior of smart cells, banding together to become even smarter. I didn't tell my students to pattern their lives after the lives of the cells, because I was still steeped in traditional, scientific training. But I like to think that they went in that direction intuitively, after listening to my praise of cells' ability to group together cooperatively to form more complex and highly successful organisms.

I didn't know it at the time, but I now believe that another reason for my students' success was that I did not stop at praising cells. I praised the students as well. They needed to hear they were first-rate students in order to believe that they could perform as first-rate students. As I will detail in future chapters, so many of us are leading limited lives not because we have to, but because we *think* we have to. But I'm getting ahead of myself. Suffice it to say that after four months in paradise, teaching in a way that clarified my thinking about cells and the lessons they provide to humans, I was well on my way to an understanding of the New Biology, which leaves in the dust the defeatism of genetic and parental programming as well as survival-of-the-fittest Darwinism.

Chapter Z



IT'S THE ENVIRONMENT, STUPID

Will never forget a piece of wisdom I received in 1967, on the first day I learned to clone stem cells in graduate school. It took me decades to realize how profound this seemingly simple piece of wisdom was for my work and my life. My professor, mentor and consummate scientist, Irv Konigsberg was one of the first cell biologists to master the art of cloning stem cells. He told me that when the cultured cells you are studying are ailing, you look first to the cell's environment, not to the cell itself for the cause.

My professor wasn't as blunt as Bill Clinton's campaign manager James Carville, who decreed, "It's the economy, stupid," to be the mantra for the 1992 presidential election. But cell biologists would have done well to post, "It's the environment, stupid," over our desks, just as the "It's the economy, stupid" sign was posted at Clinton headquarters. Though it wasn't apparent at the time, I eventually realized that this advice was a key insight into understanding the nature of life. Over and over I learned the wisdom of Irv's advice. When I provided a healthy environment for my cells they thrived; when the environ-

ment was less than optimal, the cells faltered. When I adjusted the environment, these "sick" cells revitalized.

But most cell biologists knew nothing of this wisdom of tissue culture techniques. And scientists moved sharply away from considering environmental influences after Watson and Crick's revelation of DNA's genetic code. Even Charles Darwin conceded, near the end of his life, that his evolutionary theory had shortchanged the role of the environment. In an 1876 letter to Moritz Wagner he wrote: [Darwin, F 1888]

"In my opinion, the greatest error which I have committed has been not allowing sufficient weight to the direct action of the environments, i.e. food, climate, etc., independently of natural selection ...When I wrote the "Origin," and for some years afterwards, I could find little good evidence of the direct action of the environment; now there is a large body of evidence."

Scientists who follow Darwin continue to make the same error. The problem with this underemphasis on the environment is that it led to an overemphasis on "nature" in the form of genetic determinism—the belief that genes "control" biology. This belief has not only led to a misallocation of research dollars, as I will argue in a later chapter, but more importantly, it has changed the way we think about our lives. When you are convinced that genes control your life and you know that you had no say in which genes you were saddled with at conception, you have a good excuse to consider yourself a victim of heredity. "Don't blame me for my work habits—it's not my fault that I've been procrastinating on my deadline ..It's genetic!"

Since the dawning of the Age of Genetics, we have been programmed to accept that we are subservient to the power of our genes. The world is filled with people who live in constant fear that, on some unsuspecting day, their genes are going to turn on them. Consider the masses of people who think they are ticking time bombs; they wait for cancer to explode in their lives as it exploded in the life of their mother or brother or sister or aunt or uncle. Millions of others attribute their failing health not to a combination of mental, physical, emotional and spiritual causes, but simply to the inadequacies of their body's bio-

chemical mechanics. Are your kids unruly? Increasingly the first choice is to medicate these children to correct their "chemical imbalances," rather than fully grappling with what is going on in their bodies, minds and spirits.

Of course there is no doubt that some diseases, like Huntington's chorea, beta thalassemia and cystic fibrosis, can be blamed entirely on one faulty gene. But single-gene disorders affect less than two percent of the population; the vast majority of people come into this world with genes that should enable them to live a happy and healthy life. The diseases that are today's scourges - diabetes, heart disease and cancer-short circuit a happy and healthy life. These diseases, however, are not the result of a single gene, but of complex interactions among multiple genes and environmental factors.

What about all those headlines trumpeting the discovery of a gene for everything from depression to schizophrenia? Read those articles closely and you'll see that behind the breathless headlines is a more sober truth. Scientists have linked lots of genes to lots of different diseases and traits, but scientists have rarely found that *one* gene causes a trait or a disease.

The confusion occurs when the media repeatedly distort the meaning of two words: correlation and causation. It's one thing to be linked to a disease; it's quite another to cause a disease, which implies a directing, controlling action. If I show you my keys and say that a particular key "controls" my car, you at first might think that makes sense because you know you need that key to turn on the ignition. But does the key actually "control" the car? If it did, you couldn't leave the key in the car alone because it might just borrow your car for a joy ride when you are not paying attention. In truth, the key is "correlated" with the control of the car; the person who turns the key actually controls the car. Specific genes are correlated with an organism's behavior and characteristics. But these genes are not activated until something triggers them.

What activates genes? The answer was elegantly spelled out in 1990 in a paper entitled "Metaphors and the Role of Genes and

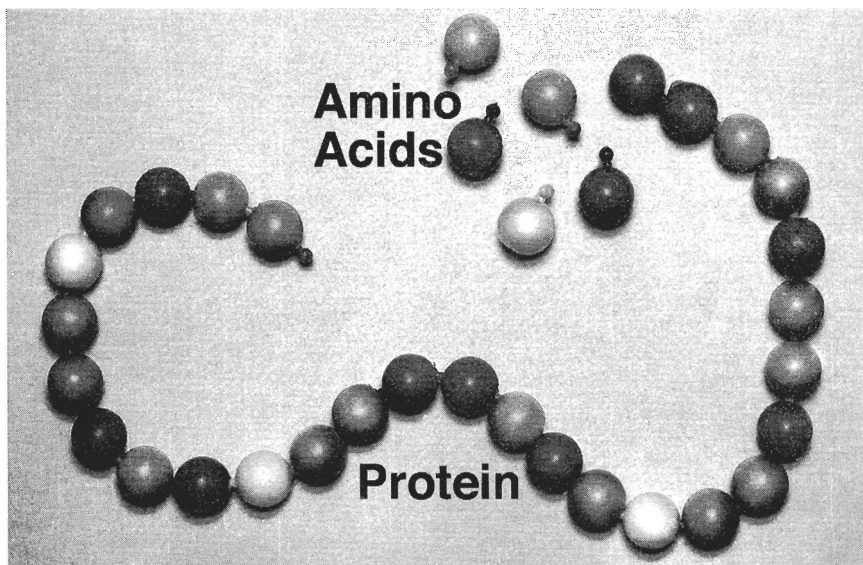
Development" by H. F. Nijhout. [Nijhout 1990] Nijhout presents evidence that the notion that genes control biology has been so frequently repeated for such a long period of time that scientists have forgotten it is a hypothesis, not a truth. In reality, the idea that genes control biology is a supposition, which has never been proven and in fact has been undermined by the latest scientific research. Genetic control, argues Nijhout, has become a metaphor in our society. We want to believe that genetic engineers are the new medical magicians who can cure diseases and while they're at it create more Einsteins and Mozarts as well. But metaphor does not equate with scientific truth. Nijhout summarizes the truth: "When a gene product is needed, a signal from its environment, not an emergent property of the gene itself, activates expression of that gene." In other words, when it comes to genetic control, "It's the environment, stupid."

Protein: The Stuff of Life

It is easy to understand how genetic control became a metaphor as scientists with ever-greater excitement zeroed in on the mechanisms of DNA. Organic chemists discovered that cells are made up of four types of very large molecules: polysaccharides (complex sugars), lipids (fats), nucleic acids (DNA/RNA) and proteins. Though the cell requires each of the four molecular types, proteins are the most important single component for living organisms. Our cells are, in the main, an assembly of protein-building blocks. So one way of looking at our trillion-celled bodies is that they are protein machines, although, as you know, I think we are more than machines! It sounds simple, but it isn't. For one thing, it takes over 100,000 different types of proteins to run our bodies.

Let's take a closer look at how our cells' 100,000 plus proteins are assembled. Each protein is a linear string of linked amino acid molecules, comparable to a child's pop bead necklace as illustrated on the following page.

Each bead represents one of the twenty amino acid molecules used by cells. Though I like the pop bead analogy because everyone is familiar with it, it is not an exact one because each amino acid has a slight-

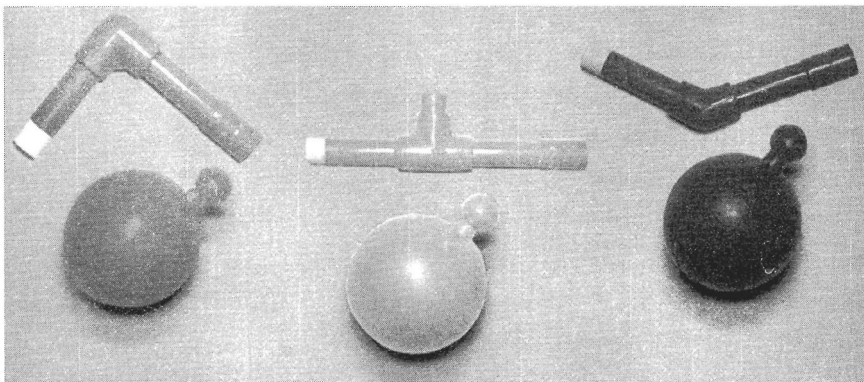
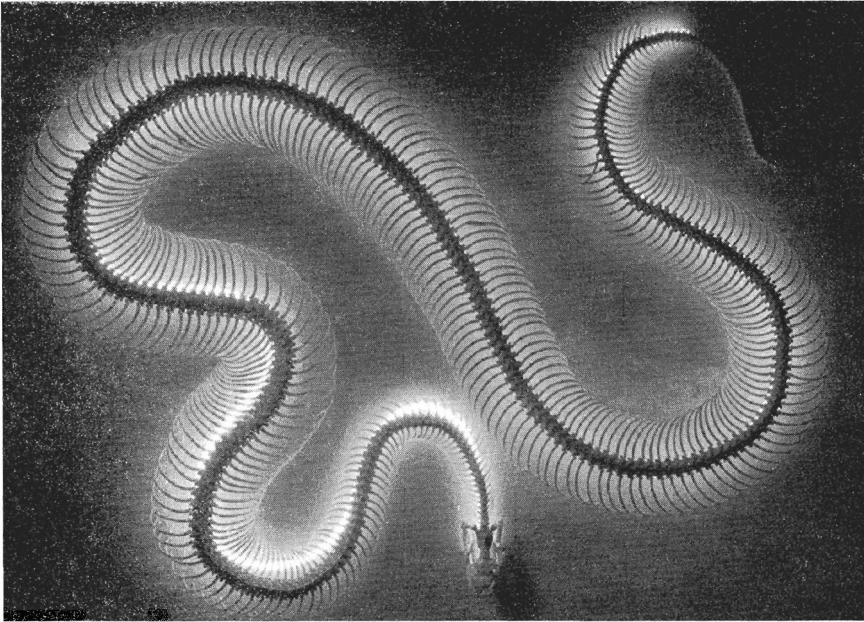


ly different shape. So to be completely accurate, you should think of a pop bead necklace that got mangled a bit in the factory.

And to be even more accurate, you should know that the amino acid necklace, which forms the "backbone" of the cells' proteins, is far more malleable than a pop bead necklace, which falls apart when you bend it too much. The structure and behavior of the linked amino acids in protein backbones better resemble that of a snake's backbone. The spine of a snake, made up of a large number of linked subunits, the vertebrae, is capable of coiling the snake into a wide variety of shapes, ranging from a straight rod to a knotted "ball."

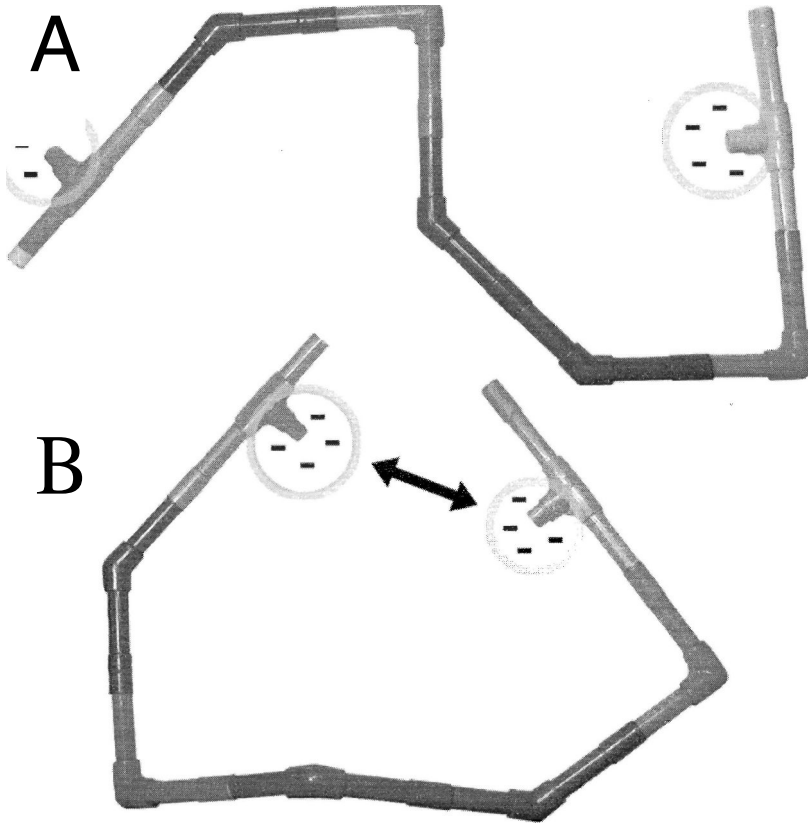
The flexible links (*peptide bonds*) between amino acids in a protein backbone enables each protein to adopt a variety of shapes. Through the rotation and flexion of their amino acid "vertebrae," protein molecules resemble nano-snakes in their ability to writhe and squirm. There are two primary factors that determine the contour of a protein's backbone, and therefore its shape. One factor is the physical pattern defined by the sequence of differently shaped amino acids comprising the pop bead-like backbone.

The second factor concerns the interaction of electromagnetic charges among the linked amino acids. Most amino acids have posi-



Unlike uniform-shaped pop beads, each of the twenty amino acids comprising protein backbones has a unique conformation. Consider the differences between the character of a "backbone" made from identically shaped pop beads and one assembled from the differently shaped pipe fittings illustrated above.

tive or negative charges, which act like magnets: *like* charges cause the molecules to repel one another, while *opposite* charges cause the molecules to attract each other. As shown above, a protein's flexible backbone spontaneously folds into a preferred shape when its amino acid subunits rotate and flex their bonds to balance the forces generated by their positive and negative charges.



The protein backbones shown in A and B have the exact same amino acid (pipe fitting) sequence but reveal radically different shapes (conformations). Variations in the backbone's shape result from differential rotations at the junctions between adjacent fittings. Like pipe fittings, the protein's differently shaped amino acids also rotate around their junctions (peptide bonds), allowing the backbone to wriggle like a snake. Proteins shape-shift though they will generally prefer two or three specific conformations. Which of the two conformations, A or B, would our hypothetical protein prefer? The answer is related to the fact that the two terminal amino acids (pipe fittings) have regions of negative charges. Since like-charges repel each other, the farther apart they are, the more stable the conformation. Conformation A would be preferred because the negative charges are farther apart than they are in B.

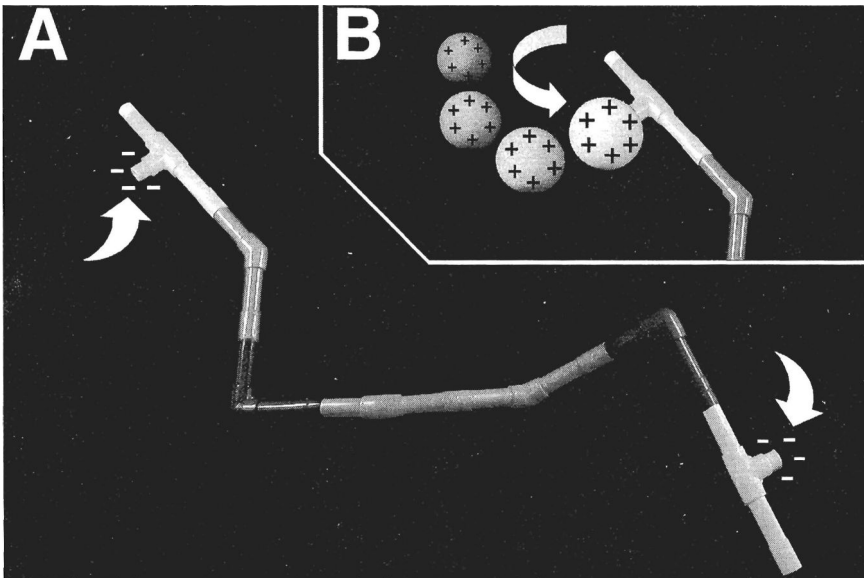
The backbones of some protein molecules are so long that they require the assistance of special "helper" proteins called chaperones to aid in the folding process. Improperly folded proteins, like people with spinal defects, are unable to function optimally. Such aberrant proteins are marked for destruction by the cell; their backbone amino acids are disassembled and recycled in the synthesis of new proteins.

How Proteins Create Life

Living organisms are distinguished from non-living entities by the fact that they move; they are *animated*. The energy driving their movements is harnessed to do the "work" that characterizes living systems, such as respiration, digestion, and muscle contraction. To understand the nature of life one must first understand how protein "machines" are empowered to move.

The final shape, or *conformation* (the technical term used by biologists), of a protein molecule reflects a balanced state among its electromagnetic charges. However, if the protein's positive and negative charges are altered, the protein backbone will dynamically twist and adjust itself to accommodate the new distribution of charges. The distribution of electromagnetic charge within a protein can be selectively altered by a number of processes including: the binding of other molecules or chemical groups such as hormones; the enzymatic removal or addition of charged ions; or interference from electromagnetic fields such as those emanating from cell phones. [Tsong 1989]

The shape-shifting proteins exemplify an even more impressive engineering feat because their precise, three-dimensional shapes also



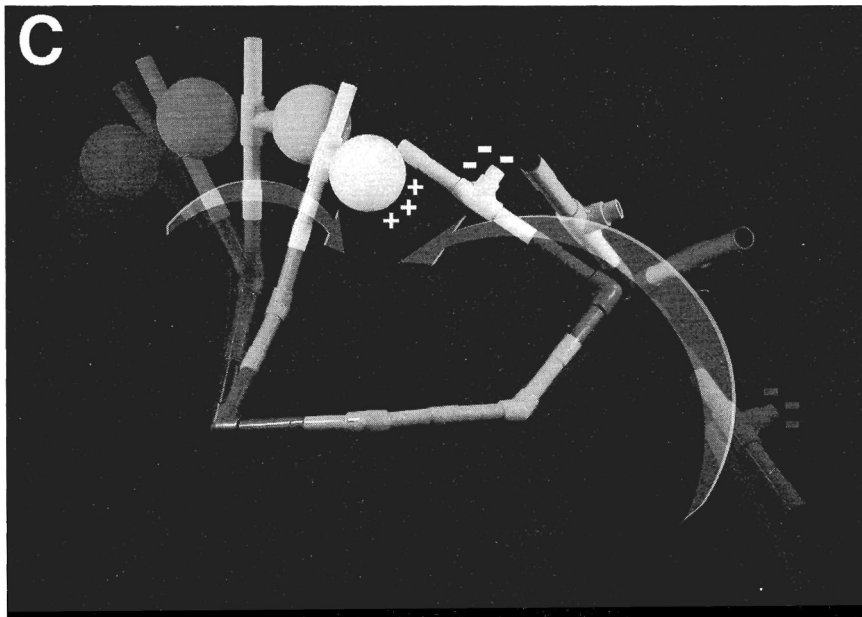
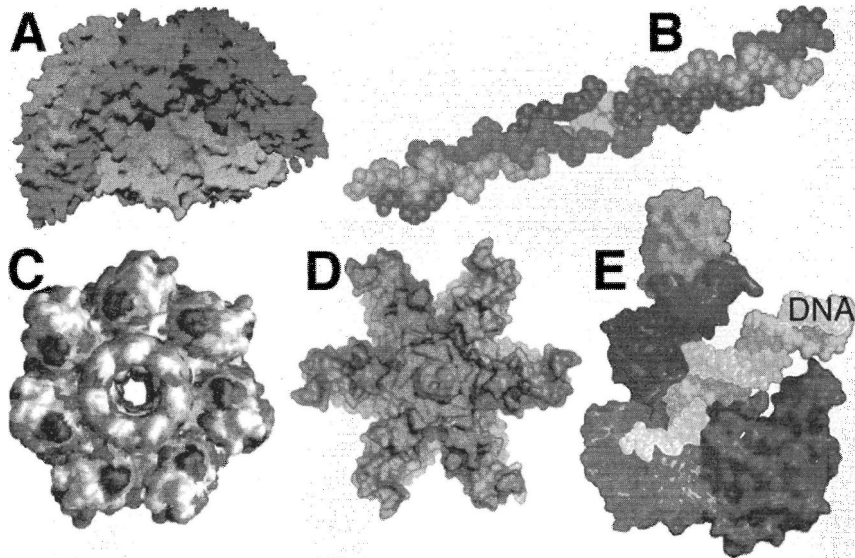


Figure A shows the preferred conformation of our hypothetical protein backbone. The repelling forces between the two negatively charged terminal amino acids (arrows) causes the backbone to extend so that the negative amino acids are as far apart as possible. Figure B shows a close-up of an end amino acid. A *signal*, in this case a molecule with a very positive electric charge (white sphere), is attracted to, and binds with, the negative site on the protein's terminal amino acid. In our particular scenario, the signal is *more* positive in charge than the amino acid is negative in charge. After the signal couples with the protein, there is now an excess positive charge at this end of the backbone. Since positive and negative charges attract one another, the backbone's amino acids will rotate around their bonds so that positive and negative terminals will come closer together. Figure C shows the protein changing from conformation A to conformation B. Changing conformations generates movement and the movement is harnessed to do work, providing for such functions as digestion, respiration and muscle contraction. When the signal detaches, the protein returns to its preferred extended conformation. This is how signal-generated protein movements provide for life.

give them the ability to link up with other proteins. When a protein encounters a molecule that is a physical and energetic complement, the two bind together like human-made products with interlocking gears, sayan eggbeater or an old-fashioned watch.

Examine the following two illustrations. The first shows five uniquely shaped proteins, examples of the molecular „gears" found in cells. These organic „gears" have softer edges than machine-shop-

manufactured gears, but you can see that their precise, three-dimensional shapes would enable them to securely engage with other complementary proteins.



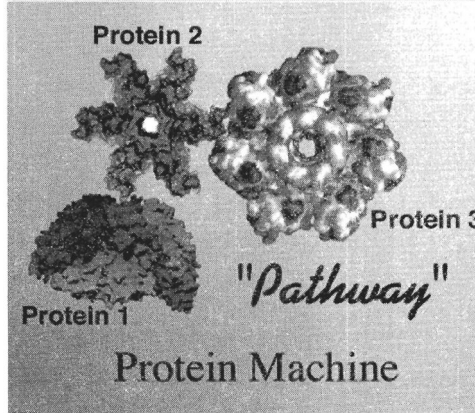
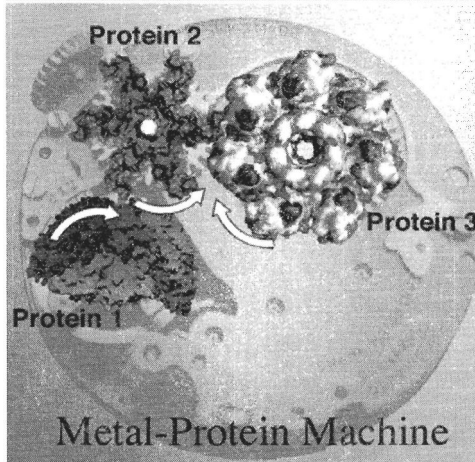

Protein Menagerie. Illustrated above are five different examples of protein molecules. Each protein possesses a precise three-dimensional conformation that is the same for each copy of itself in every cell. A) Enzyme that digests hydrogen atoms; B) Woven filament of collagen protein; C) Channel, a membrane-bound protein with hollow central pore; D) Protein subunit of "capsule" that encloses a virus; E) DNA-synthesizing enzyme with attached helical DNA molecule

In the second illustration (p.59), I chose a wind-up watch to represent the workings of the cell. The first picture shows a metal machine, revealing the gears, springs, jewels and case of the watch model. When Gear A turns it causes Gear B to turn. When B moves it causes Gear C to turn, etc. In the next image, I overlay the human-made machined gears with softer-edged organic proteins (magnified millions of times in proportion to the watch) so that it becomes visually conceivable that proteins could be like the watch's mechanism. In this metal-protein "machine," one can imagine Protein A rotating and causing Protein B to revolve, which in turn causes Protein C to move. Once you see that possibility, you can look to the third figure in which the human-made parts are removed. Voila! We are left with a protein "machine," one of

the thousands of similar protein assemblies that collectively comprise the cell!

Cytoplasmic proteins that cooperate in creating specific physiologic functions are grouped into specific assemblies known as *pathways*. These assemblies are identified by functions such as respiration pathways, digestion pathways, muscle contraction pathways and the infamous, energy-generating Krebs cycle, the bane of many a science student, who has to memorize everyone of its protein components and complex chemical reactions.

Can you imagine how excited cell biologists were when they figured out how the protein assembly machines work? Cells exploit the movements of these protein-assembly machines to empower specific metabolic and behavioral functions. The constant, shape-shifting movements of proteins-which can occur thousands of times in a single second - are the movements that propel life.



The Primacy of DNA

You'll notice that in the above section I didn't discuss DNA at all. That's because it is the changing of the proteins' electromagnetic charges that is responsible for their behavior-generating movement, not DNA. How did we get to the widespread and often-cited notion that genes "control" biology? In the *Origin of Species*, Darwin suggested that "hereditary" factors were passed on from generation to generation, controlling the traits of the offspring. Darwin's influence was so great that scientists myopically focused on identifying that hereditary material which, they thought, controlled life.

In 1910, intensive microscopic analyses revealed that the hereditary information passed on generation after generation was contained in chromosomes, thread-like structures that become visible in the cell just before it divides into two "daughter" cells. Chromosomes are incorporated into the daughter cell's largest organelle, the nucleus. When scientists isolated the nucleus, they dissected the chromosomes and found that the hereditary elements were essentially comprised of only two kinds of molecules, protein and DNA. Somehow the protein machinery of life was entangled in the structure and function of these chromosome molecules.

The understanding of the chromosome's functions was further refined in 1944 when scientists determined that it was DNA that actually contained hereditary information. [Avery, et al, 1944; Lederberg 1994] The experiments that singled out DNA were elegant. These scientists isolated pure DNA from one species of bacteria -let's call it Species A- and added the pure DNA to cultures containing only Species B bacteria. Within a short time, Species B bacteria began to show hereditary traits that were formerly seen only in Species A. Once it was known that you needed nothing other than DNA to pass on traits, the DNA molecule became a scientific superstar.

It was now left to Watson and Crick to unravel the structure and function of that superstar molecule. DNA molecules are long and threadlike. They are made from four nitrogen-containing chemicals called bases (adenine, thymine, cytosine, and guanine or A, T, C and

G). Watson and Crick's discovery of DNA's structure led to the fact that the sequence of the A, T, C and G bases in DNA spells out the sequence of amino acids along a protein's backbone [Watson and Crick 1953]. Those long strings of DNA molecules can be subdivided into single genes, segments that provide the blueprint for specific proteins. The code for recreating the protein machinery of the cell had been cracked!

Watson and Crick also explained why DNA is the perfect hereditary molecule. Each DNA strand is normally intertwined with a second strand of DNA, a loosely wrapped configuration known as the "double helix." The genius of this system is that the sequences of DNA bases on both strands are mirror images of each other. When the two strands of DNA unwind, each single strand contains the information to make an exact, complementary copy of itself. So through a process of separating the strands of a double helix, DNA molecules become self-replicating. This observation led to the assumption that DNA "controlled" its own replication ..it was its own "boss."

The "suggestion" that DNA controlled its own replication *and* also served as the blueprint for the body's proteins led Francis Crick to create biology's Central Dogma, the belief that DNA rules. The dogma is so fundamental to modern biology it is essentially written in stone, the equivalent of science's Ten Commandments. The dogma, also referred to as "The Primacy of DNA," is a fixture of every scientific text.

In the dogma's scheme of how life unfolds, DNA perches loftily on top, followed by RNA. RNA is the short-lived "Xerox" copy of the DNA. As such, it is the physical template encoding the amino acid sequence that makes up a protein's backbone. The Primacy of DNA diagram provides the logic for the Age of Genetic Determinism. Because the character of a living organism is defined by the nature of its proteins, and its proteins are encoded in the DNA, then by logic, DNA would represent the "first cause" or primary determinant of an organism's traits.


The Human Genome Project

After DNA achieved superstar status, the remaining challenge was to create a catalogue of all the genetic stars in the human firmament. Enter the Human Genome Project, a global, scientific effort begun in the late 1980s to create a catalogue of all the genes present in humans.

From the outset, the Human Genome Project was a massively ambitious one. Conventional thought held that the body needed one gene to provide the blueprint for each of the 100,000 plus different proteins that make up our bodies. Add to that at least 20,000 regulatory genes, which orchestrate the activity of the protein-encoding genes. Scientists concluded that the human genome would contain a minimum of 120,000 genes located within the twenty-three pairs of human chromosomes.

But that wasn't the whole story. A cosmic joke was unfolding, one of those jokes that periodically unsettle scientists convinced they have discovered the secrets of the Universe. Consider the impact of Nicolaus Copernicus' discovery published in 1543 that the Earth was not the center of the Universe as was thought by the scientist-theologians of the day. The fact that the Earth actually revolved around the sun, and that the sun itself was not the center of the universe, undermined the teachings of the Church. Copernicus' paradigm-busting discoveries launched the modern, scientific revolution by challenging the presumed "infallibility" of the Church. Science eventually displaced the Church as Western civilization's source of wisdom for understanding the mysteries of the Universe.

Geneticists experienced a comparable shock when, contrary to their expectations of over 120,000 genes, they found that the entire human genome consists of approximately 25,000 genes. [Pennisi 2003a and 2003b; Pearson 2003; Goodman 2003] More than eighty percent of the presumed and *required* DNA does not exist! The missing genes are proving to be more troublesome than the missing eighteen minutes of the Nixon tapes. The one-gene, one-protein concept was a fundamental tenet of genetic determinism. Now that the Human Genome Project has toppled the one-gene for one-protein concept, our current theories



The Central Dogma. The dogma, also referred to as the *Primacy of DNA*, defines the flow of information in biological organisms. As indicated by the arrows, the flow is *only* in one direction, from DNA to RNA and then to Protein. The DNA represents the cell's long-term memory, passed from generation to generation. RNA, an unstable copy of the DNA molecule, is the *active* memory that is used by the cell as a physical template in synthesizing proteins. Proteins are the molecular building blocks that provide for the cell's structure and behavior. DNA is implicated as the 'source' that controls the character of the cell's proteins, hence the concept of DNA's *primacy* that literally means "first cause."

of how life works have to be scrapped. No longer is it possible to believe that genetic engineers can with relative ease fix all our biological dilemmas. There are simply not enough genes to account for the complexity of human life or of human disease.

I may sound like Chicken Little shouting that the genetics sky is falling. However, you don't have to take my word for it. Chicken Big is saying the same thing. In a commentary on the surprising results of the Human Genome Project, David Baltimore, one of the world's pre-eminent geneticists and a Nobel Prize winner, addressed the issue of human complexity: [Baltimore 2001]

"But unless the human genome contains a lot of genes that are opaque to our computers, it is clear that we do not gain our undoubted complexity over worms and plants by using more genes.

"Understanding what does give us our complexity-our enormous behavioral repertoire, ability to produce conscious action, remarkable physical coordination, precisely tuned alterations in response to external variations of the environments, learning, memory, need I go on? -remains a challenge for the future."

As Baltimore states, the results of the Human Genome Project force us to consider other ideas about how life is controlled. "Understanding what does give us our complexity ...remains a challenge for the future." *The sky is falling.*

In addition, the results of the Human Genome Project are forcing us to reconsider our genetic relationship with other organisms in the biosphere. We can no longer use genes to explain why humans are at the top of the evolutionary ladder. It turns out there is not much difference in the total number of genes found in humans and those found in primitive organisms. Let's take a look at three of the most studied animal models in genetic research, a microscopic nematode round-worm known as *Caenorhabditis elegans*, the fruit fly and the laboratory mouse.

The primitive *Caenorhabditis* worm serves as a perfect model for studying the role of genes in development and behavior. This rapidly growing and reproducing organism has a precisely patterned body comprised of exactly 969 cells and a simple brain of about 302 cells. Nonetheless it has a unique repertoire of behaviors and most importantly, it is amenable to genetic experimentation. The *Caenorhabditis* genome consists of approximately 24,000 genes. [Blaxter 2003] The human body, comprised of over fifty trillion cells, contains only 1,500 more genes than the lowly, spineless, thousand-celled microscopic worm.

The fruit fly, another favored research subject, has 15,000 genes. [Blaxter 2003; Celniker, et al, 2002] So the profoundly more complicated fruit fly has 9,000 fewer genes than the more primitive

Caenorhabditis worm. And when it comes to the question of mice and men, we might have to think more highly of them, or less of ourselves; the results of parallel genome projects reveal that humans and rodents have roughly the same number of genes!

Cell Biology 101

In retrospect, scientists should have known that genes couldn't provide the *control* of our lives. By definition, the brain is the organ responsible for controlling and coordinating the physiology and behavior of an organism. But is the nucleus truly the cell's brain? If our assumption that the nucleus and its DNA-containing material is the "brain" of the cell, then removing the cell's nucleus, a procedure called enucleation, should result in the immediate death of the cell.

And now, for the big experiment ...(Maestro, a drum roll if you please).

The scientist drags our unwilling cell into the microscopic operating arena and straps it down. Using a micromanipulator, the scientist guides a needle-like micropipette into position above the cell. With a deft thrust of the manipulator, our investigator plunges the pipette deep into the cell's cytoplasmic interior. By applying a little suction, the nucleus is drawn up into the pipette and the pipette is withdrawn from the cell. Below the nucleus-engorged pipette lies our sacrificial cell - its "brain" torn out.

But *wait!* It's still moving! My God ...the cell is still *alive!*

The wound has closed and like a recovering surgical patient, the cell begins to slowly stagger about. Soon the cell is back on its feet (OK, its pseudopods), fleeing the microscope's field with the hope that it will never see a doctor again.

Following enucleation, many cells can survive for up to two or more months without genes. Viable enucleated cells do not lie about like brain-dead lumps of cytoplasm on life-support systems. These cells actively ingest and metabolize food, maintain coordinated operation of their physiologic systems (respiration, digestion, excretion, motility, etc.), retain an ability to communicate with other cells, and

are able to engage in appropriate responses to growth and protection-requiring environmental stimuli.

Unsurprisingly, enucleation is not without side effects. Without their genes, cells are not able to divide, nor are they able to reproduce any protein parts they lose through the normal wear and tear of the cytoplasm. The inability to replace defective cytoplasmic proteins contributes to mechanical dysfunctions that ultimately result in the death of the cell.

Our experiment was designed to test the idea that the nucleus is the "brain" of the cell. If the cell had died immediately following enucleation, the observations would have at least supported that belief. However, the results are unambiguous: enucleated cells still exhibit complex, coordinated, life-sustaining behaviors, which imply that the cell's "brain" is still intact and functioning.

The fact that enucleated cells retain their biological functions in the absence of genes is by no means a new discovery. Over a hundred years ago, classical embryologists routinely removed the nuclei from dividing egg cells and showed that a single, enucleated egg cell was able to develop as far as the blastula, an embryonic stage consisting of forty or more cells. Today, enucleated cells are used for industrial purposes as living "feeder" layers in cell cultures designed for virus vaccine production.


If the nucleus and its genes are not the cell's brain, then what exactly is DNA's contribution to cellular life? Enucleated cells die, not because they have lost their brain but because they have lost their reproductive capabilities. Without the ability to reproduce their parts, enucleated cells cannot replace failed protein building blocks, nor replicate themselves. So the nucleus is not the brain of the cell- the nucleus is the cell's gonad! Confusing the gonad with the brain is an understandable error because science has always been and still is a patriarchal endeavor. Males have often been accused of thinking with their gonads, so it's not entirely surprising that science has inadvertently confused the nucleus with the cell's brain!

Epigenetics: The New Science of Self-Empowerment

Genes-as-destiny theorists have obviously ignored hundred-year-old science about enucleated cells, but they cannot ignore new research that undermines their belief in genetic determinism. While the Human Genome Project was making headlines, a group of scientists were inaugurating a new, revolutionary field in biology called *epigenetics*. The science of epigenetics, which literally means "control above genetics," profoundly changes our understanding of how life is controlled. [Pray 2004; Silverman 2004] In the last decade, epigenetic research has established that DNA blueprints passed down through genes are not set in concrete at birth. Genes are not destiny! Environmental influences, including nutrition, stress and emotions, can modify those genes, without changing their basic blueprint. And those modifications, epigeneticists have discovered, can be passed on to future generations as surely as DNA blueprints are passed on via the Double Helix. [Reik and Walter 2001; Surani 2001]

There is no doubt that epigenetic discoveries have lagged behind genetic discoveries. Since the late 1940s, biologists have been isolating DNA from the cell's nucleus in order to study genetic mechanisms. In the process they extract the nucleus from the cell, break open its enveloping membrane and remove the chromosomal contents, half of which is made up of DNA and half of which is made up of regulatory proteins. In their zeal to study DNA, most scientists threw away the proteins, which we now know is the equivalent of throwing the baby out with the bathwater. Epigeneticists are bringing back the baby, by studying the chromosome's proteins, and those proteins are turning out to play a crucial role in heredity as DNA.

In the chromosome, the DNA forms the core, and the proteins cover the DNA like a sleeve. When the genes are covered, their information cannot be "read." Imagine your bare arm as a piece of DNA representing the gene that codes for blue eyes. In the nucleus, this stretch of DNA is covered by bound regulatory proteins, which cover your blue-eye gene like a shirtsleeve, making it impossible to be read.



Primacy of Environment. The new science reveals that the information that controls biology starts with Environmental Signals that in turn, control the binding of Regulatory Proteins to the DNA. Regulatory Proteins direct the activity of genes. The DNA, RNA, and Protein functions are the same as described in the Primacy of DNA chart. Note: the flow of information is no longer unidirectional. In the 1960s, Howard Temin's challenged the Central Dogma with experiments that revealed RNA could go against the predicted flow of information and rewrite the DNA. Originally ridiculed for his "heresy," Temin later won a Nobel Prize for describing reverse transcriptase, the molecular mechanism by which RNA can rewrite the genetic code. Reverse transcriptase is now notorious, for it is used by the AIDS virus' RNA to commandeer the infected cell's DNA. It is also now known that changes in the DNA molecule, such as adding or removing methyl chemical groups, influences the binding of regulatory proteins. Proteins must also be able to buck the predicted flow of information, since protein antibodies in immune cells are involved with changing the DNA in the cells that synthesize them. The size of the arrows indicating information flow are not the same. There are tight restrictions on the reverse flow of information, a design that would prevent radical changes to the cell's genome.

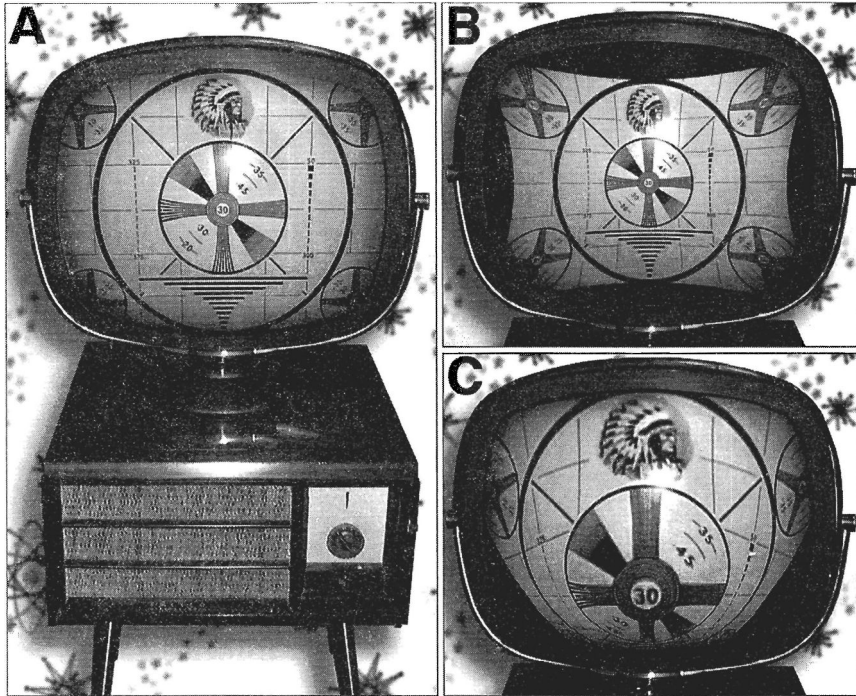
How do you get that sleeve off? You need an environmental signal to spur the „sleeve" protein to change shape, i.e. detach from the DNA's double helix, allowing the gene to be read. Once the DNA is uncovered, the cell makes a copy of the exposed gene. As a result, the activity of the gene is "controlled" by the presence or absence of the ensleeving proteins, which are in turn controlled by environmental signals.

The story of epigenetic control is the story of how environmental signals control the activity of genes. It is now clear that the Primacy of DNA chart described earlier is outmoded. The revised scheme of information flow should now be called the "Primacy of the Environment." The new, more sophisticated flow of information in biology starts with an environmental signal, then goes to a regulatory protein and only then goes to DNA, RNA, and the end result, a protein.

The science of epigenetics has also made it clear that there are two mechanisms by which organisms pass on hereditary information. Those two mechanisms provide a way for scientists to study both the contribution of nature (genes) and the contribution of nurture (epigenetic mechanisms) in human behavior. If you only focus on the blueprints, as scientists have been doing for decades, the influence of the environment is impossible to fathom. [Dennis 2003; Chakravarti and Little 2003]

Let's present an analogy, which hopefully will make the relationship between epigenetic and genetic mechanisms clearer. Are you old enough to remember the days when television programming stopped after midnight? After the normal programming signed off, a "test pattern" would appear on the screen. Most test patterns looked like a dartboard with a bull's eye in the middle, similar to the one pictured on the following page.

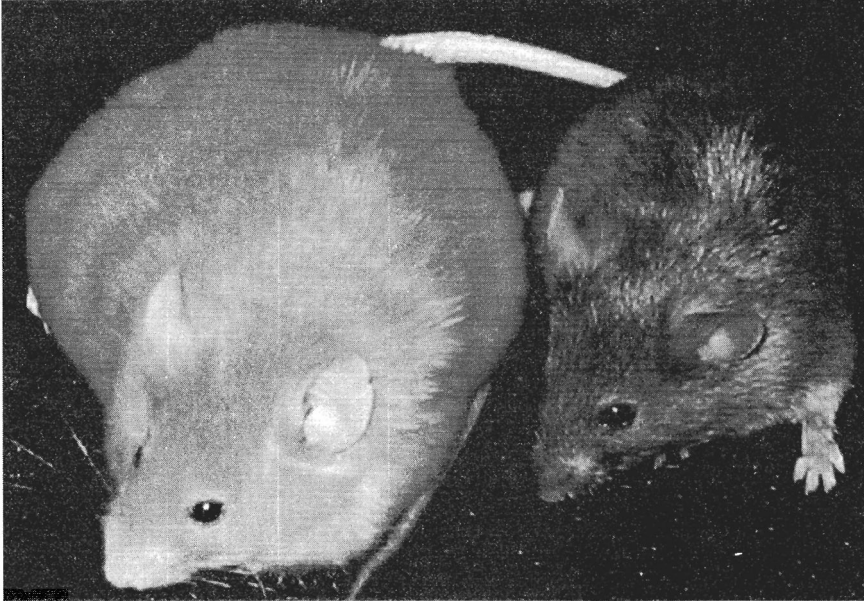
Think of the pattern of the test screen as the pattern encoded by a given gene, say the one for brown eyes. The dials and switches of the TV fine-tune the test screen by allowing you to turn it on and off and modulate a number of characteristics, including color, hue, contrast, brightness, vertical and horizontal holds. By adjusting the dials, you can alter the appearance of the pattern on the screen, while not actually changing the original broadcast pattern. This is precisely the role of regulatory proteins. Studies of protein synthesis reveal that epigenetic "dials" can create 2,000 or more variations of proteins from the same gene blueprint. [Bray 2003; Schmucker, et al, 2000]



In this epigenetic analogy, the test pattern on the screen represents the protein backbone pattern encoded by a gene. While the TV's controls can change the appearance of the pattern (B and C), they do not change the original pattern of the broadcast (i.e., the gene). Epigenetic control modifies the read-out of a gene without changing the DNA code.

Parental Life Experiences Shape Their Children's Genetic Character

We now know that the environmentally influenced fine-tuning described above can be passed from generation to generation. A landmark Duke University study published in the August 1, 2003 issue of *Molecular and Cellular Biology* found that an enriched environment can even override genetic mutations in mice. [Waterland and Jirtle 2003] In the study, scientists looked at the effect of dietary supplements on pregnant mice with the abnormal „agouti" gene. Agouti mice have yellow coats and are extremely obese, which predisposes them to cardiovascular disease, diabetes and cancer.



Agouti Sisters: One year old female genetically identical agouti mice. Maternal methyl donor supplementation shifts coat color of the offspring from yellow to brown, and reduces the incidence of obesity, diabetes and cancer. (Photo courtesy of Jirtle and Waterland ©)

In the experiment, one group of yellow, obese, agouti mothers received methyl-group-rich supplements available in health food stores: folic acid, vitamin B12, betaine and choline. Methyl-rich supplements were chosen because a number of studies have shown that the methyl chemical group is involved with epigenetic modifications. When methyl groups attach to a gene's DNA, it changes the binding characteristics of regulatory chromosomal proteins. If the proteins bind too tightly to the gene, the protein sleeve cannot be removed and the gene cannot be read. Methylating DNA can silence or modify gene activity.

This time the headlines "Diet Trumps Genes" were accurate. The mothers who got the methyl group supplements produced standard, lean, brown mice, even though their offspring had the same agouti gene as their mothers. The agouti mothers who didn't get the supplements produced yellow pups, which ate much more than the brown

pups. The yellow pups wound up weighing almost twice as much as their lean, "pseudo-agouti" counterparts.

The University's photo on the previous page is striking. Though the two mice are genetically identical, they are radically different in appearance: one mouse is lean and brown and the other mouse is obese and yellow. What you can't see in the picture is that the obese mouse is diabetic while its genetically identical counterpart is healthy.

Other studies have found epigenetic mechanisms to be a factor in a variety of diseases, including cancer, cardiovascular disease and diabetes. In fact, only 5% of cancer and cardiovascular patients can attribute their disease to heredity. [Willett 2002] While the media made a big hoopla over the discovery of the BRCA1 and BRCA2 breast cancer genes, they failed to emphasize that ninety-five percent of breast cancers are not due to inherited genes. The malignancies in a significant number of cancer patients are derived from environmentally-induced epigenetic alterations and not defective genes. [Kling 2003; Jones 2001; Seppa 2000; Baylin 1997]

The epigenetic evidence has become so compelling that some brave scientists are even invoking the "L" word for Jean Baptiste de Lamarck, the much-scorned evolutionist, who believed that traits acquired as a result of environmental influence could be passed on. Philosopher Eva Jablonka and biologist Marion Lamb wrote in their 1995 book *Epigenetic Inheritance and Evolution - The Lamarckian Dimension*: "In recent years, molecular biology has shown that the genome is far more fluid and responsive to the environment than previously supposed. It has also shown that information can be transmitted to descendants in ways other than through the base sequence of DNA." [Jablonka and Lamb 1995]


We're back to where we started in this chapter, the environment. In my own work in the laboratory, I saw over and over the impact a changed environment had on the cells I was studying. But it was only at the end of my research career, at Stanford, that the message fully sank in. I saw that endothelial cells, which are the blood vessel-lining cells I was studying, changed their structure and function depending

on their environment. When, for example, I added inflammatory chemicals to the tissue culture, the cells rapidly became the equivalent of macrophages, the scavengers of the immune system. What was also exciting to me was that the cells transformed even when I destroyed their DNA with gamma rays. These endothelial cells were „functionally enucleated," yet they completely changed their biological behavior in response to inflammatory agents, just as they had when their nuclei were intact. These cells were clearly showing some „intelligent" control in the absence of their genes. [Lipton 1991]

Twenty years after my mentor Irv Konigsberg's advice to first consider the environment when your cells are ailing, I finally got it. DNA does not control biology and the nucleus itself is not the brain of the cell. Just like you and me, cells are shaped by where they live. In other words, it's the environment, stupid.

Chapter

3



THE MAGICAL MEMBRANE

Now that we've looked at the protein assembly machinery of the cell, debunked the notion that the nucleus is the brain of the cellular operation, and recognized the crucial role the environment plays in the operation of the cell, we're on to the good stuff - the stuff that can make sense of your life and give you insight into ways of changing it.

This chapter puts forth my nominee for the true brain that controls cellular life - the membrane. I believe that when you understand how the chemical and physical structure of the cell's membrane works, you'll start calling it, as I do, the magical membrane. Or alternatively, capitalizing on the fact that part of the word is a homophone for brain, I refer to it in my lectures as the magical mem-Brain. And when you couple your understanding of the magical membrane with an understanding of the exciting world of quantum physics that I'll present in the next chapter, you will also understand how wrong the tabloids were in 1953. The true secret of life does not lie in the famed double

helix. The true secret of life lies in understanding the elegantly simple biological mechanisms of the magical membrane - the mechanisms by which your body translates environmental signals into behavior.

When I started studying cell biology in the 1960s, the idea that the membrane was the cell's brain would have been considered laughable. And I have to concede that the membrane in those days was a sorry-looking Mensa candidate. The membrane seemed to be just a simple, semi-permeable, three-layered skin that held the contents of the cytoplasm together. Think Saran[®] wrap with holes.

One reason scientists misjudged the membrane is that it is so thin. Membranes are only seven millionths of a millimeter thick. In fact, they are so thin that they can only be seen with an electron microscope, which was developed after the Second World War. So it wasn't until the 1950s that biologists could even confirm that cell membranes exist. Up until that time, many biologists thought the cell's cytoplasm held together because it had a Jello[™]-like consistency. With the aid of microscopes, biologists learned that *all* living cells have membranes and that all cell membranes share the same, basic, three-layered structure. However, the simplicity of that structure belies its functional complexity.


Cell biologists gained insight into the amazing abilities of the cell membrane by studying the most primitive organisms on this planet, the prokaryotes. Prokaryotes, which include bacteria and other microbes, consist only of a cell membrane that envelops a droplet of soupy cytoplasm. Though prokaryotes represent life in its most primitive form, they have purpose. A bacterium does not bounce around in its world like a ball in a pinball machine. A bacterium carries out the basic physiologic processes of life like more complicated cells. A bacterium eats, digests, breathes, excretes waste matter and even exhibits "neurological" processing. They can sense where there is food and propel themselves to that spot. Similarly, they can recognize toxins and predators and purposely employ escape maneuvers to save their lives. In other words, prokaryotes display intelligence!

So what structure in the prokaryotic cell provides its "intelligence"? The prokaryotes' cytoplasm has no evident organelles that are found in more advanced, eukaryotic cells, such as the nucleus and mitochondria. The only organized cellular structure that can be considered a candidate for the prokaryote's brain is its cell membrane.

Bread, Butter, Olives and Pimentos

As I came to the realization that membranes were characteristic of all intelligent life, I focused my attention on understanding their structure and function. I came up with a gastronomic treat (Gust kidding) to illustrate the basic structure of the membrane. The treat consists of a bread and butter sandwich. To further refine the analogy, I added olives. Actually my instructive sandwich features two kinds of olives, ones stuffed with pimentos, the others pimento-free. Gourmands, don't groan. When I've left this sandwich out of my lectures, repeat members of the audience have asked me where it went!

Here's an easy experiment to show you how the "sandwich" membrane works. Make a bread and butter sandwich (at the moment free



of olives). This sandwich represents a section of the cell membrane. Now pour a teaspoon of colored dye on top of the sandwich.


As illustration below, the dye seeps through the bread, but stops when it gets to the butter, because the oily substance in the middle of the sandwich provides an effective barrier.

Now let's make a bread and butter sandwich with stuffed and unstuffed olives.


Now when we add the dye to the bread and slice the sandwich, we see a different result. When the dye hits a pimento-stuffed olive, it stops as surely as it stopped when it hit butter. But when the dye reaches an olive without a pimento, the pitted olive provides a channel through which the dye can flow freely across the middle of the sandwich, then through the bread to the plate.

The plate in this analogy represents the cell's cytoplasm. By passing through the pimento-free olive, the dye penetrates the buttery layer to reach the other side of the "membrane" sandwich. The dye has successfully navigated the formidable, fatty, membrane barrier!

It is important for the cell to allow molecules to break through the barrier because in my sandwich analogy, the dye is life-sustaining food. If the membrane were simply a bread and butter sandwich, it



would provide a fortress-like barrier that keeps out the cacophony of innumerable molecular and radiant energy signals that make up a cell's environment. But the cell would die if the membrane were such a fortress, because it would get no nutrients. When you add the pimento-free olives, which allow information and food into the cell, the



membrane becomes a vital and ingenious mechanism enabling selected nutrients to penetrate the interior of the cell, just as the teaspoonful of dye made its way to the plate.

In real-life cellular biology, the bread and butter portion of the sandwich represents the membrane's phospholipids, one of the two major chemical components of the membrane. (The other major chemical components are the "olive" proteins, which we'll get to below.) I call phospholipids "schizophrenic" because they are composed of both polar and non-polar molecules.

The fact that phospholipids contain both polar and non-polar molecules may not sound like a recipe for schizophrenia to you, but I assure you **it** is. All the molecules in our Universe can be divided into non-polar and polar categories based on the type of chemical bonds that hold their atoms together. The bonds among polar molecules have positive and/or negative charges, hence their polarity. These molecules' positive and negative charges cause them to behave like magnets, attracting or repelling other charged molecules.

Polar molecules include water and things that dissolve in water. Non-polar molecules include oil and substances that dissolve in oil; there are no positive or negative charges among their atoms. Remember the adage, water and oil don't mix? Neither do oily non-polar and watery polar molecules. To visualize the lack of interaction between polar and non-polar molecules, think of your bottle of Italian salad dressing. You do your best to get vinegar and oil to bond by shaking the bottle, but when you set the bottle down, they separate. That's because molecules, like people, prefer environments that offer them stability. For their stability, polar (vinegar) molecules seek out watery polar environments and non-polar (olive oil) molecules seek out non-polar environments. Phospholipid molecules, comprised of both polar and non-polar lipid regions, have a difficult time in seeking stability. The phosphate portion of the molecule is motivated to seek water, while its lipid portion abhors water and seeks stability by dissolving **in** oil.

However, when cells came together in community, a new politic had to be established. In community, each cell cannot act as an independent agent that does whatever it wants. The term "community" implies that all of its members commit to a common plan of action. In multicellular animals, individual cells may "see" the local environment outside of their own "skin," but they may have no awareness of what is going on in more distant environments, especially those outside of the whole organism itself. Can a liver cell buried in your viscera, responding to its local environmental signals, make an informed response regarding the consequence of a mugger that jumps into your environment? The complex behavior controls needed to ensure a multicellular organization's survival are incorporated within its centralized information processing system.

As more complex animals evolved, specialized cells took over the job of monitoring and organizing the flow of the behavior regulating signal molecules. These cells provided a distributed nerve network and central information processor, a brain. The brain's function is to coordinate the dialogue of signal molecules within the community. Consequently, in a community of cells, each cell must acquiesce control to the informed decisions of its awareness authority, the *brain*. The brain *controls* the behavior of the body's cells. This is a very important point to consider as we blame the cells of our organs and tissues for the health issues we experience in our lives.

Emotions: Feeling the Language of Cells

In higher, more aware life forms, the brain developed a specialization that enabled the whole community to tune into the status of its regulatory signals. The evolution of the limbic system provided a unique mechanism that converted the chemical communication signals into sensations that could be experienced by all of the cells in the community. Our conscious mind experiences these *signals* as emotions. The conscious mind not only "reads" the flow of the cellular coordinating signals that comprise the body's "mind," it can also gen-

erate emotions, which are manifest through the controlled release of regulatory signals by the nervous system.

At the same time that I was studying the mechanics of the cell's brain and gaining insight into the operation of the human brain, Candace Pert was studying the human brain and becoming aware of the mechanics of the cell's brain. In *Molecules of Emotion*, Pert revealed how her study of information-processing receptors on nerve cell membranes led her to discover that the same "neural" receptors were present on most, if not all, of the body's cells. Her elegant experiments established that the "mind" was not focused in the head, but was distributed via signal molecules to the whole body. As importantly, her work emphasized that emotions were not only derived through a feedback of the body's environmental information. Through self-consciousness, the mind can use the brain to *generate* "molecules of emotion" and override the system. While proper use of consciousness can bring health to an ailing body, inappropriate unconscious control of emotions can easily make a healthy body diseased, a topic I will expand upon in Chapters 6 and 7. *Molecules of Emotion* is a very insightful book describing the scientific discovery process. It also provides some revealing insights into the struggles encountered when trying to introduce new "ideas" into science's Old Boy Club, a subject with which I am all too familiar! [Pert 1997]

The limbic system offered a major evolutionary advance through its ability to sense and coordinate the flow of behavior-regulating signals within the cellular community. As the internal signal system evolved, its greater efficiency enabled the brain to increase in size. Multicellular organisms gained increasingly more cells that were dedicated to responding to an ever-wider variety of *external* environmental signals. While individual cells can respond to simple sensory perceptions such as red, round, aromatic, and sweet, the extra brain-power available in multicellular animals enables them to combine those simple sensations into a higher level of complexity and perceive "apple."

Fundamental reflex behaviors acquired through evolution are passed on to offspring in the form of genetic-based instincts. The evolution of larger brains, with their increased neural cell population, offered organisms the opportunity not only to rely on instinctual behavior, but also to learn from their life experiences. The learning of novel reflex behaviors is essentially a product of *conditioning*. For example, consider the classic example of Pavlov training his dogs to salivate at the ring of a bell. He first trained them by ringing a bell and coupling that stimulus with a food reward. After awhile, he would ring the bell but not offer the food. By that time, the dogs were so programmed to expect the food that when the bell rang, they reflexively started to salivate even though no food was present. This is clearly an "unconscious," learned reflex behavior.

Reflex behaviors may be as simple as the spontaneous kick of the leg when a mallet taps the knee, or as complex as driving a car at sixty-five miles per hour on a crowded interstate highway while your conscious mind is fully engaged in conversation with a passenger. Though conditioned behavioral responses may be inordinately complex, they are "no-brainers." Through the conditioned learning process, neural pathways between eliciting stimuli and behavioral responses become hardwired to ensure a repetitive pattern. Hardwired pathways are "habits." In lower animals, the entire brain is designed to engage in purely habitual responses to stimuli. Pavlov's dogs salivate by reflex ...not by deliberate intention. The actions of the subconscious mind are reflexive in nature and are not governed by reason or thinking. Physically, this mind is associated with the activities of *all* of the brain structures that are present in animals that have not evolved self-consciousness.

Humans and a number of other higher mammals have evolved a specialized region of the brain associated with thinking, planning and decision-making called the prefrontal cortex. This portion of the fore-brain is apparently the seat of the "self-conscious" mind processing. The self-conscious mind is self-reflective; it is a newly evolved "sense organ" that observes our own behaviors and emotions. The self-conscious mind also has access to most of the data stored in our long-term

memory bank. This is an extremely important feature allowing our history of life to be considered as we consciously plan our futures.

Endowed with the ability to be self-reflective, the self-conscious mind is extremely powerful. It can observe any programmed behavior we are engaged in, evaluate the behavior and consciously decide to change the program. We can actively *choose* how to respond to most environmental signals and whether we even want to respond at all. The conscious mind's capacity to override the subconscious mind's preprogrammed behaviors is the foundation of free will.

However, our special gift comes with a special pitfall. While almost all organisms have to actually experience the stimuli of life first-hand, the human brain's ability to "learn" perceptions is so advanced that we can actually acquire perceptions indirectly from teachers. Once we accept the perceptions of others as "truths," *their* perceptions become hardwired into our own brains, becoming *our* "truths." Here's where the problem arises: what if our teachers' perceptions are inaccurate? In such cases, our brains are then downloaded with misperceptions. The subconscious mind is strictly a stimulus-response playback device; there is no "ghost" in that part of the "machine" to ponder the long-term consequences of the programs we engage. The subconscious works only in the "now." Consequently, programmed misperceptions in our subconscious mind are not "monitored" and will habitually engage us in inappropriate and limiting behaviors.

If I included as a bonus in this chapter a slithering snake that pops out of this page right now, most of you would run from the room or throw the book out of the house. Whoever "introduced" you to your first snake may have behaved in such a shocked way as to give your impressionable mind an apparently important life lesson: See snake ...snake baaad! The subconscious memory system is very partial to rapidly downloading and emphasizing perceptions regarding things in your environment that are threatening to life and limb. If you were taught that snakes are dangerous, any time a snake comes into

your proximity, you reflexively (unconsciously) engage in a protective response.

But what if a herpetologist were reading this and a snake popped out? No doubt herpetologists would not only be intrigued by the snake, they would be *thrilled* with the bonus included in the book. Or at least they'd be thrilled once they figured out that the book's snake was harmless. They would then hold it and watch its behaviors with delight. They would think that *your* programmed response was an irrational one, because not all snakes are dangerous. Further they would be saddened by the fact that so many people are deprived of the pleasure of such interesting creatures. Same snake, same stimulus, greatly different responses.

Our responses to environmental stimuli are indeed controlled by perceptions, but not all of our learned perceptions are accurate. Not all snakes are dangerous! Yes, perception "controls" biology, but as we've seen; these perceptions can be true or false. Therefore, we would be more accurate to refer to these controlling perceptions as *beliefs*.

control biology!

Ponder the significance of this information. We have the capacity to consciously evaluate our responses to environmental stimuli and change old responses any time we desire ...once we deal with the powerful subconscious mind, which I discuss in more depth in Chapter 7. We are not stuck with our genes or our self-defeating behaviors!

How the Mind Controls the Body

My insights into how beliefs control biology are grounded in my studies of cloned endothelial cells, the cells that line the blood vessels. The endothelial cells I grew in culture monitor their world closely and change their behavior based on information they pick up from the environment. When I provided nutrients, the cells would gravitate toward those nutrients with the cellular equivalent of open arms. When I created a toxic environment, the cultured cells would retreat from the stimulus in an effort to wall themselves off from the noxious

agents. My research focused on the membrane perception switches that controlled the shift from one behavior to the other.

The primary switch I was studying has a protein receptor that responds to histamine, a molecule that the body uses in a way that is equivalent to a local emergency alarm. I found that there are two varieties of switches, H1 and H2, that respond to the same histamine signal. When activated, switches with H1 histamine receptors evoke a *protection response*, the type of behavior revealed by cells in toxin-containing culture dishes. Switches containing H2 histamine receptors evoke a *growth response* to histamine, similar to the behavior of cells cultured in the presence of nutrients.

I subsequently learned that the body's system-wide emergency response signal, adrenaline, also has switches sporting two different adrenaline-sensing receptors, called *alpha* and *beta*. The adrenaline receptors provoked the exact same cell behaviors as those elicited by histamine. When the adrenal *alpha-receptor* is part of an IMP switch, it provokes a protection response when adrenaline is perceived. When the *beta-receptor* is part of the switch, the same adrenaline signal activates a growth response. [Lipton, et al, 1992]

All that was interesting, but the most exciting finding was when I simultaneously introduced both histamine and adrenaline into my tissue cultures. I found that adrenaline signals, released by the central nervous system, override the influence of histamine signals that are produced locally. This is where the politics of the community described earlier comes in to play. Suppose you're working in a bank. The branch manager gives you an order. The CEO walks in and gives you the opposite order. Which order would you follow? If you want to keep your job you'll snap to the CEO's order. There is a similar priority built into our biology, which requires cells to follow instructions from the head honcho nervous system, even if those signals are in conflict with local stimuli.

I was excited by my experiments because I believed that they revealed on the single-cell level a truth for multicellular organisms—that the mind (i.e. acting via the central nervous system's adrenaline)

overrides the body (acting via the local histamine signal). I wanted to spell out the implications of my experiments in my research paper, but my colleagues almost died from apoplexy at the notion of injecting the body-mind connection into a paper about cell biology. So I put in a cryptic comment about understanding the significance of the study, but I couldn't say what the significance was. My colleagues did not want me to include these implications of my research because the mind is not an acceptable biological concept. Bio-scientists are conventional Newtonians-if it isn't matter ..it doesn't count. The "mind" is a non-localized energy and therefore is not relevant to materialistic biology. Unfortunately, that perception is a "belief" that has been proven to be patently incorrect in a quantum mechanical universe!

Placebos: The Belief Effect

Every medical student learns, at least in passing, that the mind can affect the body. They learn that some people get better when they *believe* (falsely) they are getting medicine. When patients get better by ingesting a sugar pill, medicine defines it as the *placebo effect*. My friend Rob Williams, founder of PSYCH-K, an energy-based psychological treatment system, suggests that it would be more appropriate to refer to it as the *perception effect*. I call it the *belief effect* to stress that our perceptions, whether they are accurate or inaccurate, equally impact our behavior and our bodies.

I celebrate the *belief effect*, which is an amazing testament to the healing ability of the body/mind. However, the "all in their minds" placebo effect has been linked by traditional medicine to, at worst, quacks or, at best, weak, suggestible patients. The placebo effect is quickly glossed over in medical schools so that students can get to the real *tools* of modern medicine like drugs and surgery.

This is a giant mistake. The placebo effect should be a major topic of study in medical school. I believe that medical education should train doctors to recognize the power of our internal resources. Doctors should not dismiss the power of the mind as something inferior to the power of chemicals and the scalpel. They should let go of their con-

viction that the body and its parts are essentially stupid and that we need outside intervention to maintain our health.

The placebo effect should be the subject of major, funded research efforts. If medical researchers could figure out how to leverage the placebo effect, they would hand doctors an efficient, energy-based, side effect-free tool to treat disease. Energy healers say they already have such tools, but I am a scientist and I believe the more 'we know about the science of the placebo, the better we'll be able to use it in clinical settings.

I believe the reason the mind has so summarily been dismissed in medicine is the result, not only of dogmatic thinking, but also of financial considerations. If the power of your mind can heal your sick body, why should you go to the doctor and *more* importantly why would you need to buy drugs? In fact, I was recently chagrined to learn that drug companies are studying patients 'who respond to sugar pills with the goal of *eliminating* them from early clinical trials. It inevitably disturbs pharmaceutical manufacturers that in most of their clinical trials the placebos, the "fake" drugs, prove to be as effective as their engineered chemical cocktails. [Greenberg 2003] Though the drug companies insist they're not trying to make it easier for ineffective drugs to get approved, it is clear that effectiveness of placebo pills are a threat to the pharmaceutical industry. The message from the drug companies is clear to me: if you can't beat placebo pills fairly, simply remove the competition!

The fact that most doctors are not trained to consider the impact of the placebo effect is ironic because some historians make a strong case that the history of medicine is largely the history of the placebo effect. For most of medical history, doctors did not have effective methods to fight disease. Some of the more notorious treatments once prescribed by mainstream medicine include bloodletting, treating wounds with arsenic, and the proverbial cure-all, rattlesnake oil. No doubt some patients, the conservatively estimated one third of the population who are particularly susceptible to the healing power of the placebo effect, got better with those treatments. In today's world, when doctors wear-

ing white coats deliver a treatment decisively, patients may *believe* the treatment works - and so it *does*, whether it is a real drug or just a sugar pill.

Though the question of *how* placebos work has in the main been ignored by medicine, recently some mainstream medical researchers are turning their attention to it. The results of those studies suggest that it is not only wacky, nineteenth-century treatments that can foster a placebo effect but also modern medicine's sophisticated technology, including the most "concrete" of medical tools, surgery.

A Baylor School of Medicine study, published in 2002 in the *New England Journal of Medicine* evaluated surgery for patients with severe, debilitating knee pain. [Moseley, et al, 2002] The lead author of the study, Dr. Bruce Moseley, "knew" that knee surgery helped his patients: "All good surgeons know there is no placebo effect in surgery." But Moseley was trying to figure out which part of the surgery was giving his patients relief. The patients in the study were divided into three groups. Moseley shaved the damaged cartilage in the knee of one group. For another group, he flushed out the knee joint, removing material thought to be causing the inflammatory effect. Both of these constitute standard treatment for arthritic knees. The third group got "fake" surgery. The patient was sedated, Moseley made three standard incisions and then talked and acted just as he would have during a real surgery - he even splashed salt water to simulate the sound of the knee-washing procedure. After 40 minutes, Moseley sewed up the incisions as if he had done the surgery. All three groups were prescribed the same postoperative care, which included an exercise program.

The results were shocking. Yes, the groups who received surgery, as expected, improved. But the placebo group improved just as much as the other two groups! Despite the fact that there are 650,000 surgeries yearly for arthritic knees, at a cost of about \$5,000 each, the results were clear to Moseley: "My skill as a surgeon had no benefit on these patients. The entire benefit of surgery for osteoarthritis of the knee was the placebo effect." Television news programs graphically illustrated

the stunning results. Footage showed members of the placebo group walking and playing basketball, in short doing things they reported they could not do before their "surgery." The placebo patients didn't find out for two years that they had gotten fake surgery. One member of the placebo group, Tim Perez, who had to walk with a cane before the surgery, is now able to play basketball with his grandchildren. He summed up the theme of this book when he told the Discovery Health Channel: "In this world anything is possible when you put your mind to it. I know that your mind can work miracles."

Studies have shown the placebo effect to be powerful in treating other diseases, including asthma and Parkinson's. In the treatment of depression, placebos are stars. So much so that psychiatrist Walter Brown of the Brown University School of Medicine has proposed placebo pills as the first treatment for patients with mild or moderate depression. [Brown 1998] Patients would be told that they're getting a remedy with no active ingredient, but that shouldn't dampen the pills' effectiveness. Studies suggest that even when people know they're not getting a drug, the placebo pills still work.)

One indication of the power of the placebo came from a report from the United States Department of Health and Human Services. The report found that half of severely depressed patients taking drugs improve versus thirty-two percent taking a placebo. [Horgan 1999] Even that impressive showing may underestimate the power of the placebo effect because many study participants figure out they're taking the real drug because they experience side effects that are not experienced by those taking the placebo. Once those patients realize they're taking the drug, i.e. once they start *believing* that they're getting the *real* pill, they are particularly more susceptible to the placebo effect.

Given the power of the placebo, it is no wonder that the \$8.2 billion antidepressant industry is under attack by critics who charge that drug companies are hyping the effectiveness of their pills. In a 2002 article in the American Psychological Association's *Prevention & Treatment*, "The Emperor's New Drugs," University of Connecticut psychology professor Irving Kirsch found that eighty percent of the

effect of antidepressants, as measured in clinical trials, could be attributed to the placebo effect. [Kirsch, et al, 2002] Kirsch had to invoke the Freedom of Information Act in 2001 to get information on the clinical trials of the top antidepressants: these data were not forthcoming from the Food and Drug Administration. The data show that in more than half of the clinical trials for the six leading antidepressants, the drugs did not outperform placebo, sugar pills. And Kirsch noted in a Discovery Health Channel interview that: "The difference between the response of the drugs and the response of placebo was less than two points on average on this clinical scale that goes from fifty to sixty points. That's a very small difference. That difference clinically is meaningless. "

Another interesting fact about the effectiveness of antidepressants is that they have performed better and better in clinical trials over the years, suggesting that their placebo effects are in part due to savvy marketing. The more the miracle of antidepressants was touted in the media and in advertisements, the more effective they became. Beliefs are contagious! *We* now live in a culture where people *believe* that antidepressants work, and so they do.

A California interior designer, Janis Schonfeld, who took part in a clinical trial to test the efficacy of Effexor in 1997, was just as "stunned" as Perez when she found out that she had been on a placebo. Not only had the pills relieved her of the depression that had plagued her for thirty years, the brain scans she received throughout the study found that the activity of her prefrontal cortex was greatly enhanced. [Leuchter, et al, 2002] Her improvements were not "all in her head." When the mind changes, it absolutely affects your biology. Schonfeld also experienced nausea, a common Effexor side effect. She is typical of patients who improve with placebo treatment and then find out they were not on the real drug - she was convinced the doctors had made a mistake in the labeling for she "knew" she was on the drug. She insisted that the researchers double-check their records to make absolutely sure she wasn't on the drug.

Nocebos: The Power of Negative Beliefs

While many in the medical profession are aware of the placebo effect, few have considered its implications for self-healing. If positive thinking can pull you out of depression and heal a damaged knee, consider what negative thinking can do in your life. When the mind, through positive suggestion improves health, it is referred to as the placebo effect. Conversely, when the same mind is engaged in negative suggestions that can damage health, the negative effects are referred to as the *nocebo* effect.

In medicine, the nocebo effect can be as powerful as the placebo effect, a fact you should keep in mind every time you step into a doctor's office. By their words and their demeanor, physicians can convey hope-deflating messages to their patients, messages that are, I believe completely unwarranted. Albert Mason for example, thinks his inability to project optimism to his patients hampered his efforts with his ichthyosis patients. Another example is the potential power of the statement: "You have six months to live." If you choose to believe your doctor's message, you are not likely to have much more time on this Earth.

I have cited the Discovery Health Channel's 2003 program "Placebo: Mind Over Medicine" in this chapter because it is a good compendium of some of medicine's most interesting cases. One of its more poignant segments featured a Nashville physician, Clifton Meador, who has been reflecting on the potential power of the nocebo effect for 30 years. In 1974 Meador had a patient, Sam Londe, a retired shoe salesman suffering from cancer of the esophagus, a condition that was at the time considered 100 per cent fatal. Londe was treated for that cancer but everyone in the medical community "knew" that his esophageal cancer would recur. So it was no surprise when Londe died a few weeks after his diagnosis.

The surprise came after Londe's death when an autopsy found very little cancer in his body, certainly not enough to kill him. There were a couple of spots in the liver and one in the lung, but there was

no trace of the esophageal cancer that everyone thought had killed him. Meador told the Discovery Health Channel: "He died with cancer, but not from cancer." What did Londe die of if not esophageal cancer? Had he died because he *believed* he was going to die? The case still haunts Meador three decades after Londe's death: "I thought he had cancer. He thought he had cancer. Everybody around him thought he had cancer ...did I remove hope in some way?" Troublesome nocebo cases suggest that physicians, parents and teachers can remove hope by programming you to believe you are powerless.

Our positive and negative beliefs not only impact our health, but also every aspect of our life. Henry Ford was right about the efficiency of assembly lines and he was right about the power of the mind: "If you believe you can or if you believe you can't ...you're right." Think about the implications of the man who blithely drank the bacteria that medicine had decided caused cholera. Consider the people who walk across coals without getting burned. If they wobble in the steadfastness of their belief that they can do it, they wind up with burned feet. Your beliefs act like filters on a camera, changing how you see the world. And your biology adapts to those beliefs. When we truly recognize that our beliefs are that powerful, we hold the key to freedom. While we cannot readily change the codes of our genetic blueprints, we can change our minds.

In my lectures I provide two sets of plastic filters, one red and one green. I have the audience pick one color and then look at a blank screen. I then tell them to yell out whether the image I project next is one that generates love or generates fear. Those in the audience that don the red "belief" filters see an inviting picture of a cottage labeled "House of Love," flowers, a sunny sky and the message "I live in Love." Those wearing the green filters see a threatening dark sky, bats, snakes, a ghost hovering outside a dark, gloomy house and the words "I live in fear." I always get enjoyment out of seeing how the audience responds to the confusion when half yell out "I live in love," and the other half, in equal certainty, yells out "I live in fear" in response to the same image.


Then I ask the audience to change to the opposite colored filters. My point is that you can choose what to see. You can filter your life with rose-colored beliefs that will help your body grow or you can use a dark filter that turns everything black and makes your body/mind more susceptible to disease. You can live a life of fear and or live a life of love. You have the choice! But I can tell you that if you choose to see a world full of love, your body will respond by growing in health. If you choose to believe that you live in a dark world full of fear, your body's health will be compromised as you physiologically close yourself down in a protection response.

Learning how to harness your mind to promote growth is the secret of life, which is why I called this book *The Biology of Belief*. Of course the secret of life is not a secret at all. Teachers like Buddha and Jesus have been telling us the same story for millennia. Now science is pointing in the same direction. It is not our genes but our beliefs that control our lives ...Oh ye of little belief!

That thought is a good entree into the next chapter, in which I'll detail how living in love and living in fear create opposite effects in the body and the mind. Before we leave this chapter, I'd just like to emphasize again that not only is there nothing wrong with going through life wearing the proverbial rose-colored glasses. In fact, those rose-colored glasses are necessary for your cells to thrive. Positive thoughts are a biological mandate for a happy, healthy life. In the words of Mahatma Gandhi:

Your beliefs become your thoughts
Your thoughts become your words
Your words become your actions
Your actions become your habits
Your habits become your values
Your values become your destiny

Chapter 6



GROWTH AND PROTECTION

Evolution has provided us with lots of survival mechanisms. They can be roughly divided into two functional categories: growth and protection. These growth and protection mechanisms are the fundamental behaviors required for an organism to survive. I'm sure you know how important it is to protect yourself. You may not realize though that growth is vitally important for your survival as well—even if you're an adult who has reached your full height. Every day billions of cells in your body wear out and need to be replaced. For example, the entire cellular lining of your gut is replaced every seventy-two hours. In order to maintain this continuous turnover of cells, your body needs to expend a significant amount of energy daily.

By now you won't be surprised to learn that I first became aware of how important growth and protection behaviors are in the laboratory where my observations of single cells have so often led me to insights about the multicellular human body. When I was cloning

human endothelial cells, they *retreated* from toxins that I introduced into the culture dish, just as humans retreat from mountain lions and muggers in dark alleys. They also *gravitated* to nutrients, just as humans gravitate to breakfast, lunch, dinner and love. These opposing movements define the two basic cellular responses to environmental stimuli. Gravitating *to* a life-sustaining signal, such as nutrients, characterizes a growth response; moving *away* from threatening signals, such as toxins, characterizes a protection response. **It** must also be noted that *some* environmental stimuli are neutral; they provoke neither a growth nor a protection response.

My research at Stanford showed that these growth/protection behaviors are also essential for the survival of multicellular organisms such as humans. But there is a catch to these opposing survival mechanisms that have evolved over billions of years. **It** turns out that the mechanisms that support growth and protection cannot operate optimally at the same time. In other words, cells cannot simultaneously move forward and backward. The human blood vessel cells I studied at Stanford exhibited one microscopic anatomy for providing nutrition and a completely different microscopic anatomy for providing a protection response. What they couldn't do was exhibit both configurations at the same time. [Lipton, et al, 1991]

In a response similar to that displayed by cells, humans unavoidably restrict their growth behaviors when they shift into a protective mode. **If** you're running from a mountain lion, it's not a good idea to expend energy on growth. In order to survive-that is, escape the lion - you summon all your energy for your fight or flight response. Redistributing energy reserves to fuel the protection response inevitably results in a curtailment of growth.

In addition to diverting energy to support the tissues and organs needed for the protection response, there is an additional reason why growth is inhibited. Growth processes require an open exchange between an organism and its environment. For example, food is taken in and waste products are excreted. However, protection requires a

closing down of the system to wall the organism off from the perceived threat.

Inhibiting growth processes is also debilitating in that growth is a process that not only expends energy but is also required to *produce* energy. Consequently, a sustained protection response *inhibits the creation of life-sustaining energy*. The longer you stay in protection, the more you compromise your growth. In fact, you can shut down growth processes so completely that it becomes a truism that you can be "scared to death."

Thankfully, most of us don't get to the "scared to death" point. Unlike single cells, the growth/protection response in multicellular organisms is not an either/or proposition - not all of our 50 trillion cells have to be in growth or protection mode at the same time. The proportion of cells in a protection response depends on the severity of the perceived threats. You can survive while under stress from these threats but chronic inhibition of growth mechanisms severely compromises your vitality. **It** is also important to note that to fully experience your vitality **it** takes more than just getting rid of life's stressors. In a growth/ protection continuum, eliminating the stressors only puts you at the neutral point in the range. To fully thrive, we must not only eliminate the stressors but also actively seek joyful, loving, fulfilling lives that stimulate growth processes.

The Biology of Homeland Defense

In multicellular organisms, growth/ protection behaviors are controlled by the nervous system. **It** is the nervous system's job to monitor environmental signals, interpret them, and organize appropriate behavioral responses. In a multicellular community, the nervous system acts like the government in organizing the activities of its cellular citizens. When the nervous system recognizes a threatening environmental stress, it alerts the community of cells to impending danger.

The body is actually endowed with two separate protection systems, each vital to the maintenance of life. The first is the system that mobilizes protection against *external* threats. **It** is called the HPA axis,

which stands for the Hypothalamus-Pituitary-Adrenal Axis. When there are no threats, the HPA axis is inactive and growth flourishes. However, when the brain's hypothalamus perceives an environmental threat, it engages the HPA axis by sending a signal to the pituitary gland, the "Master Gland," which is responsible for organizing the fifty trillion cells of the community to deal with the impending threat.

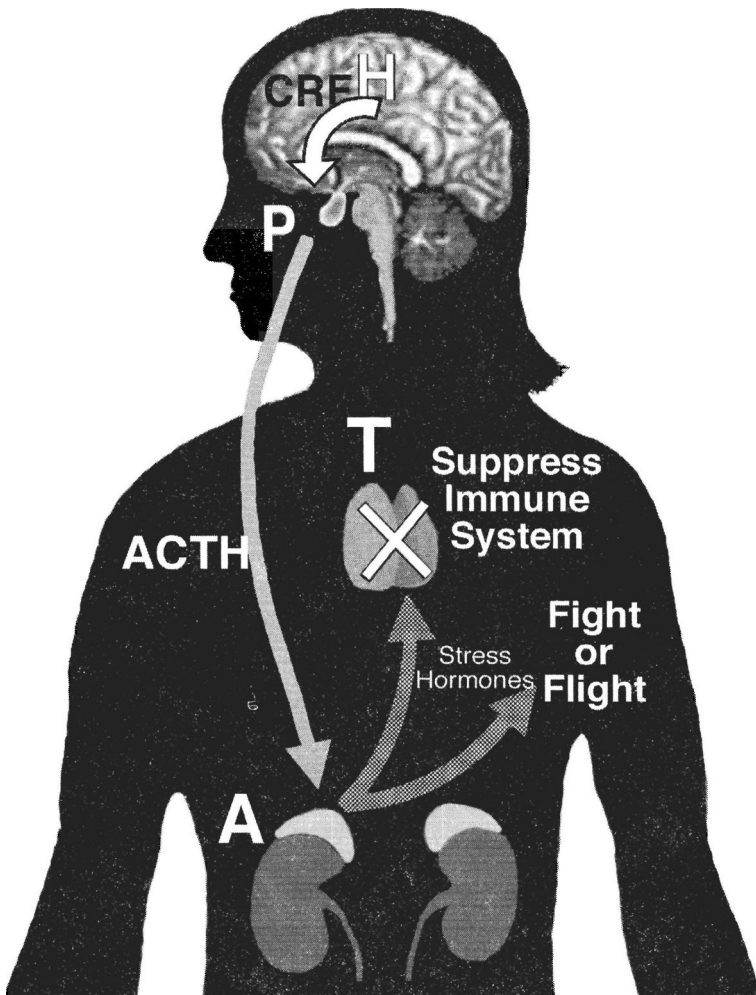
Think back to the cell membrane's stimulus-response mechanism, the receptor-effector proteins - the hypothalamus and pituitary gland are behavioral equivalents. Similar to the role of a receptor protein, the hypothalamus receives and recognizes environmental signals; the pituitary's function resembles that of the effector protein in that it launches the body's organs into action. In response to threats from the external environment, the pituitary gland sends a signal to the adrenal glands, informing them of the need to coordinate the body's "fight or flight" response.

The technical details of how stress stimuli engage the HPA axis follow a simple cascade: In response to perceptions of stress registered in the brain, the hypothalamus secretes a corticotropin-releasing factor (CRF), which travels to the pituitary gland. CRF activates special pituitary hormone-secreting cells causing them to release adrenocorticotropic hormones (ACTH) into the blood. The ACTH then makes its way to the adrenal glands, where it serves as the signal to turn on the secretion of the "fight-flight" adrenal hormones. These stress hormones coordinate the function of the body's organs, providing us with great physiologic power to fend off or flee danger.

Once the adrenal alarm is sounded, the stress hormones released into the blood constrict the blood vessels of the digestive tract, forcing the energy-providing blood to preferentially nourish the tissues of the arms and legs that enable us to get out of harm's way. Before the blood was sent to the extremities, it was concentrated in the visceral organs. Redistributing the viscera's blood to the limbs in the fight or flight response results in an inhibition of growth-related functions; without the blood's nourishment the visceral organs cannot function properly. The visceral organs stop doing their life-sustaining work of digestion,

absorption, excretion and other functions that provide for the growth of the cells and the production of the body's energy reserves. Hence, the stress response inhibits growth processes and further compromises the body's survival by interfering with the generation of vital energy reserves.

The body's second protection system is the immune system, which protects us from threats originating under the skin, such as those caused by bacteria and viruses. When the immune system is mobilized, it can consume much of the body's energy supply. To get a sense



of how much energy the immune system expends, recall how physically weak you become when you are fighting infections such as a flu or a cold. When the HPA axis mobilizes the body for fight or flight response, the adrenal hormones directly repress the action of the immune system to conserve energy reserves. In fact, stress hormones are so effective at curtailing immune system function that doctors provided them to recipients of transplants so that their immune systems wouldn't reject the foreign tissues.

Why would the adrenal system shut down the immune system? Imagine that you are in your tent on the African savannah suffering from a bacterial infection and experiencing a bad case of diarrhea. You hear the gutty growl of a lion outside your tent. The brain must make a decision about which is the greater threat. It will do your body no good to conquer the bacteria if you let a lion maul you. So your body halts the fight against the infection in favor of mobilizing energy for flight to survive your close encounter with a lion. Therefore, a secondary consequence of engaging the HPA axis is that it interferes with our ability to fight disease.

Activating the HPA axis also interferes with our ability to think clearly. The processing of information in the forebrain, the center of executive reasoning and logic, is significantly slower than the reflex activity controlled by the hindbrain. In an emergency, the faster the information processing, the more likely the organism will survive. Adrenal stress hormones constrict the blood vessels in the forebrain reducing its ability to function. Additionally, the hormones repress activity in the brain's prefrontal cortex, the center of conscious volitional action conscious activity. In an emergency, the vascular flow and hormones serve to activate the hindbrain, the source of life-sustaining reflexes that most effectively control fight or flight behavior. While it is necessary that stress signals repress the slower processing conscious mind to enhance survival, it comes at a cost ...diminished conscious awareness and reduced intelligence. [Takamatsu, et al, 2003; Arnsten and Goldman-Rakic 1998; Goldstein, et al, 1996]

Fear Kills

Remember the shell shocked, frozen look on my Caribbean medical students' faces when they failed my test, the medical school equivalent of a voracious lion? Had my students stayed frozen in fear, I can guarantee you that they would have performed dismally on their finals. The simple truth is, when you're frightened you're dumber. Teachers see it all the time among students who "don't test well." Exam stress paralyzes these students who, with trembling hands, mark wrong answers because in their panic, they can't access cerebrally stored information they have carefully acquired all semester.

The HPA system is a brilliant mechanism for handling acute stresses, However, this protection system was not designed to be continuously activated. In today's world, most of the stresses we are experiencing are not in the form of acute, concrete "threats" that we can easily identify, respond to and move on. We are constantly besieged by multitudes of unresolvable worries about our personal lives, our jobs, and our war-torn global community. Such worries do not threaten our immediate survival but they nevertheless can activate the HPA axis, resulting in chronically elevated stress hormones.

To illustrate the adverse effects of sustained adrenaline, let's use an example of a track race. An extremely well-trained and healthy group of sprinters step up to the starting line. When they hear the command: "On your mark!" they get on their hands and knees and adjust their feet into the starting blocks. Then the starter barks out, "Get set." The athletes' muscles tighten as they prop themselves up on their fingers and toes. When they shift into "Get set" mode, their bodies release the flight-promoting adrenaline hormones that power their muscles for the arduous task ahead. While the athletes are on hold awaiting the "Go" command, their bodies are straining in anticipation of that task. In a normal race, that strain lasts only a second or two before the starter yells, "Go!" However, in our mythical race, the "Go" command, which would launch the athletes into action, never comes. The athletes are left in the starting blocks, their blood coursing with adrenaline, their bodies fatiguing with the strain of preparing for the race that

never comes. No matter how toned their physique, within seconds, these athletes will physically collapse from the strain.

We live in a "Get set" world and an increasing body of research suggests that our hyper-vigilant lifestyle is severely impacting the health of our bodies. Our daily stressors are constantly activating the HPA axis, priming our bodies for action. Unlike competitive athletes, the stresses in our bodies are not released from the pressures generated by our chronic fears and concerns. Almost every major illness that people acquire has been linked to chronic stress. [Seegerstrom and Miller 2004; Kopp and Rethelyi 2004; McEwen and Lasky 2002; McEwen and Seeman 1999]

In a revealing study published in 2003 in *Science*, researchers considered why patients on SSRI antidepressants, such as Prozac or Zoloft, don't feel better right away. There is usually at least a two-week lag between starting the drugs and the time the patients feel they are getting better. The study found that depressed people exhibit a surprising lack of cell division in the region of the brain called the hippocampus, a part of the nervous system involved with memory. Hippocampal cells renewed cell division at the time patients first began to experience the mood-shifting effect of the SSRI drugs, weeks after the onset of the drug regimen. This study and others challenge the theory that depression is simply the result of a "chemical imbalance" affecting the brain's production of monoamine signaling chemicals, specifically serotonin. If it were as simple as that, the SSRI drugs would likely restore that chemical balance right away.

More researchers are pointing to the inhibition of neuronal growth by stress hormones as the source of depression. In fact, in chronically depressed patients, the hippocampus and the prefrontal cortex, the center of higher reasoning, are physically shrunken. A review of this study published in *Science* reported: "Overtaking the monoamine hypothesis in recent years has been the stress hypothesis, which posits that depression is caused when the brain's stress machinery goes into overdrive. The most prominent player in this theory is the hypothalamic-pituitary-adrenal (HPA) axis." [Holden 2003]

The HPA axis' effect on the cellular community mirrors the effect of stress on a human population. Picture a vibrant community back in the Cold War years, when the possibility of a nuclear attack by the Russians weighed heavily on Americans' minds. Like cells in a multi-cellular organism, the members of this Cold War society actively work at jobs that contribute to the community's growth and usually get along with each other. Factories are busy manufacturing, construction people are building new homes, grocery stores are selling food, and kids are in school learning their ABCs. The community is in a state of health and growth while its residents constructively interact toward a common goal.

Suddenly, the sound of an air raid siren rocks the town. Everyone stops working to run off, seeking the safety of bomb shelters. The harmony of the community is disrupted as individuals, acting only in support of their own survival, fight their way to a bomb shelter. After five minutes, the all-clear signal sounds. Residents return to their jobs and resume their life in a growing community.

But what would happen if the sirens sound, the residents run into their air raid shelters and there is no all-clear signal to release them? People would stay in their protective postures indefinitely. How long can they maintain their protection posture? The community eventually collapses in the face of dwindling food and water supplies. One by one even the strongest die because chronic stress is debilitating. A community can easily survive short-term stress, like an air raid drill, but when the stress goes on and on it results in cessation of growth and the breakdown of the community.


Another illustration of the influence of stress on a population is the story of the 9/11 tragedy. Up to the moment those terrorists attacked, the country was in a state of growth. Then immediately after 9/11, as the shock of the news spread to reach not just the people of New York but the entire nation, we experienced a threat to our survival. The impact of government proclamations stressing the continued presence of danger in the wake of the attack, were like the influence of the

adrenal signals. They shifted the members of the community from a state of growth to a state of protection. After a few days of this heart-stopping fear, the country's economic vitality was so compromised that the president had to intervene. To stimulate growth, the president repeatedly emphasized, "America is open for business." It took awhile for the fears to subside and for the economy to rebound. However, the residual threats of terrorism are still debilitating the vitality of our country. As a nation we should look more carefully at how our fear of future acts of terrorism is undermining our quality of life. In some sense, the terrorists have already won since they have succeeded in frightening us into a chronic, soul-sapping protective mode.

I'd also like to suggest that you examine how your fears and the ensuing protection behaviors impact your life. What fears are stunting your growth? Where did these fears come from? Are they necessary? Are they real? Are they contributing to a full life? We'll deal more with these fears and where we got them in the next chapter on conscious parenting. If we can control our fears, we can regain control over our lives. President Franklin D. Roosevelt knew the destructive nature of fear. He chose his words carefully when he told the nation in the grips of the Great Depression and looming World War: "We have nothing to fear, but *fear* itself." Letting go of our fears is the first step toward creating a fuller, more satisfying life.

Chapter

7



CONSCIOUS PARENTING:
PARENTS AS GENETIC ENGINEERS

Parents Matter

No doubt you've heard the seductive argument that once parents bestow their genes on their children, they take a back seat in their children's lives - parents need only refrain from abusing their children, feed and clothe them, and then wait to see where their pre-programmed genes lead them. This notion allows parents to continue with their "pre-kids lives" -they can simply drop their children off at daycare and with babysitters. It's an appealing idea for busy and/ or lazy parents.

It's also appealing for parents like me, who have biological children with radically different personalities. I used to think that my daughters are different because they inherited different sets of genes from the moment of conception - a random selection process in which their mother and I had no part. After all, I thought, they grew up in the

same environment (nurture), so the reason for their differences had to be nature (genes).

The reality, I know now, is very different. Frontier science is confirming what mothers and enlightened fathers have known forever, that parents *do* matter, despite best-selling books that try to convince them otherwise. To quote Dr. Thomas Verny, a pioneer in the field of prenatal and perinatal psychiatry: "Findings in the peer-reviewed literature over the course of decades establish, *beyond any doubt*, that parents have overwhelming influence on the mental and physical attributes of the children they raise." [Verny and Kelly 1981]

And that influence starts, says Verny, not after children are born, but BEFORE children are born. When Verny first posited the notion that the influence of parents extends even to the womb in his landmark, 1981 book, *The Secret Life of the Unborn Child*, the scientific evidence was preliminary and the "experts" skeptical. Because scientists used to think that the human brain did not become functional until after birth, it was assumed that fetuses and infants had no memory and felt no pain. After all, noted Freud, who coined the term "infantile amnesia," most people do not remember anything that happened to them before they were three or four years old.

However, experimental psychologists and neuroscientists are demolishing the myth that infants cannot remember-or for that matter learn - and along with **it** the notion that parents are simply spectators in the unfolding of their children's lives. The fetal and infant nervous system has vast sensory and learning capabilities and a kind of memory that neuroscientists call implicit memory. Another pioneer in pre- and perinatal psychology, David Chamberlain writes in his book *The Mind of Your Newborn Baby*: "The truth is, much of what we have traditionally believed about babies is false. They are not simple beings but complex and ageless - small creatures with unexpectedly large thoughts." [Chamberlain 1998]

These complex, small creatures have a pre-birth life in the womb that profoundly influences their long-term health and behavior: "The quality of life in the womb, our temporary home before we were born,

programs our susceptibility to coronary artery disease, stroke, diabetes, obesity and a multitude of other conditions in later life," writes Dr. Peter W. Nathanielsz in *Life in the Womb: The Origin of Health and Disease*. [Nathanielsz 1999] Recently, an even wider range of adult-related chronic disorders, including osteoporosis, mood disorders and psychoses, have been intimately linked to pre- and perinatal developmental influences. [Gluckman and Hanson 2004]

Recognizing the role the prenatal environment plays in creating disease forces a reconsideration of genetic determinism. Nathanielsz writes: "There is mounting evidence that programming of lifetime health by the conditions in the womb is equally, if not more important, than our genes in determining how we perform mentally and physically during life. *Gene myopia* is the term that best describes the current all-pervasive view that our health and destiny throughout life are controlled by our genes alone ...In contrast to the relative fatalism of gene myopia, understanding the mechanisms that underlie programming by the quality of life in the womb, we can improve the start in life for our children and their children."

The programming "mechanisms" Nathanielsz refers to are the epigenetic mechanisms, discussed earlier, by which environmental stimuli regulate gene activity. As Nathanielsz states, parents can improve the prenatal environment. **In** so doing they act as genetic engineers for their children. The idea that parents can transmit hereditary changes from their life to their children is, of course, a Lamarckian concept that conflicts with Darwinism. Nathanielsz is one of the scientists now brave enough to invoke the "L" word for Lamarck: "...the transgenerational passage of characteristics by nongenetic means does occur. Lamarck was right, although trans generational transmission of acquired characteristics occurs by mechanisms that were unknown in his *day*."

The responsiveness of individuals to the environmental conditions perceived by their mothers before birth allows them to optimize their genetic and physiologic development as they adapt to the environmental forecast. The same life-enhancing epigenetic plasticity of

human development can go awry and lead to an array of chronic diseases in older age if an individual experiences adverse nutritional and environmental circumstances during fetal and neonatal periods of development. [Bateson, et al, 2004]

The same epigenetic influences also continue after the child is born because parents continue to influence their child's environment. In particular, fascinating new research is emphasizing the importance of good parenting in the development of the brain: "For the growing brain of a young child, the social world supplies the most important experiences influencing the expression of genes, which determines how neurons connect to one another in creating the neuronal pathways which give rise to mental activity," writes Dr. Daniel J. Siegel in *The Developing Mind*. [Siegel 1999] In other words, infants need a nurturing environment to activate the genes that develop healthy brains. Parents, the latest science reveals, continue to act as genetic engineers even after the birth of their child.

Parental Programming: The Power of the Subconscious Mind

I'd like to tell you about how I- who put myself in the category of those who were *not* prepared to have children-came to question my ingrained assumptions about parenting. You won't be surprised to hear that I started my reevaluation in the Caribbean, the place where my shift to the New Biology took root. My reassessment was actually inspired by an unlucky event, a motorcycle accident. I was on my way to present a lecture when I went off a curb at high speed. The bike wound up upside down. Luckily I was wearing a helmet because I sustained a major blow to my head when the bike hit the ground. I was unconscious for half an hour and for a while my students and colleagues thought I was dead. When I came to, I felt as if I had broken every bone in my body.

For the next few days I could hardly walk, and when doing so, I resembled a yelping version of Quasimodo. Every step was a painful reminder that "speed kills." As I creaked out of the classroom one

afternoon, one of my students suggested that it might help if I visited his roommate, a fellow student, who was also a chiropractor. As I explained in the last chapter, I not only had never been to a chiropractor, I had been taught by my allopathic community to shun chiropractors as quacks. But when you're in that much pain and you're in an unfamiliar setting, you wind up trying things you would never consider in your cushier moments.

At the chiropractor's make shift dormitory "office" I was introduced for the first time to kinesiology, popularly known as muscle testing. The chiropractor told me to hold out my arm and resist the downward pressure he applied to it. I had no problem resisting the light force he put on my arm. Then he asked me to hold out my arm and resist him again while I said, "My name is Bruce." Again, I had no trouble resisting him, but by now I was starting to think that the admonishments of my academic colleagues were right on the mark—"This is nuts!" Then, the chiropractor told me to hold out my arm and resist his pressure while saying earnestly: "My name is Mary." To my amazement, my arm flopped down, despite my strong resistance. "Now wait a minute," I said. "I must not have been resisting enough, try that again." So we did, and this time I concentrated even more forcefully on resisting. Nevertheless, after repeating, "My name is Mary," my arm sunk like a stone. This student, who was now *my* teacher, explained that when your conscious mind has a belief that is in conflict with a formerly learned "truth" stored in the subconscious mind, the intellectual conflict expresses itself as a weakening of the body's muscles.

To my astonishment, I realized that my conscious mind, which I exercised so confidently in academic settings, was not in control when I voiced an opinion that differed from a truth stored in the unconscious mind. My unconscious mind was undoing the best efforts of my conscious mind to hold up my arm when I claimed my name was Mary. I was amazed to discover that there was another "mind," another force, that was co-piloting my life. More shocking was the fact that this hidden mind, the mind I knew little about (except theoretically in psychology) was actually more powerful than my conscious mind, just

as Freud had claimed. All in all, my first visit to a chiropractor turned out to be a life-changing experience. I learned that chiropractors could tap into the body's innate healing power using kinesiology to target spinal misalignments. I was able to saunter out of that dorm feeling like a new man after a few simple, vertebral adjustments on the "quack's" table ...all without the use of drugs. And most importantly, I was introduced to the "man behind the curtain," my subconscious mind!

As I left the campus, my conscious mind was awlirl over the implications of the superior power of my formerly hidden subconscious mind. I also coupled those musings with my study of quantum physics, which taught me that thoughts could propel behavior more efficiently than physical molecules. My subconscious "knew" that my name was not Mary and balked at my insistence that it was. What else did my subconscious mind "know" and how had it learned it?

To understand better what had happened in that chiropractor's office, I first turned to comparative neuroanatomy which reveals: the lower an organism is on the Tree of Evolution, the less developed its nervous system and thus the more it relies on preprogrammed behavior (nature). Moths fly toward the light, sea turtles return to specific islands and lay their eggs on the beach at the appropriate time, and the swallows return to Capistrano on a specific date, yet, as far as we know, none of these organisms have any knowledge of why they engage in those behaviors. The behaviors are innate; they are genetically built into the organism and are classified as *instincts*.

Organisms higher in the Tree have more complexly integrated nervous systems headed by bigger and bigger brains that allow them to acquire intricate behavioral patterns through experiential learning (nurture). The complexity of this environmental learning mechanism presumably culminates with humans, who are at the top, or at least near the top, of the Tree. To quote anthropologists Emily A. Schultz and Robert H. Lavenda: "Human beings are more dependent on learning for survival than other species. We have no instincts that automat-

ically protect us and find us food and shelter, for example." [Schultz and Lavenda 1987]

We do have, of course, behavioral instincts that are innate—consider the infant's instinct to suckle, to quickly move his hand away from fire, and to automatically swim when placed in water. Instincts are built in behaviors that are fundamental to the survival of all humans, independent of what culture they belong to or what time in human history they were born. We are born with the ability to swim; infants can swim like graceful porpoises moments after they are born. But children quickly acquire a fear of water from their parents—observe the response of parents when their unattended child ventures near a pool or other open water. Children learn from their parents that water is dangerous. Parents must later struggle to teach Johnny how to swim. Their first big effort is focused on overcoming the fear of water they instilled in earlier years.

But through evolution, our *learned* perceptions have become more powerful, especially because they can override genetically programmed instincts. The body's physiological mechanisms (e.g., heart rate, blood pressure, blood flow/bleeding patterns, body temperature) are by their nature, programmed instincts. However, yogis as well as everyday people using biofeedback can *learn* to consciously regulate these "innate" functions.

Scientists have focused on our big brains as the reason for our ability to learn such complex behavior. However, we should temper our enthusiasm for the big brain theory by considering that cetaceans (porpoises and dolphins) have a greater cerebral surface area packed into their craniums than we do.

And the findings of British neurologist Dr. John Lorber, highlighted in a 1980 article in *Science*, "Is your Brain Really Necessary?" also call into question the notion that the size of the brain is the most important consideration for human intelligence. [Lewin 1980] Lorber studied many cases of hydrocephalus ("water on the brain") and concluded that even when most of the brain's cerebral cortex (the brain's

outer layer) is missing, patients can live normal lives. *Science* writer Roger Lewin quotes Lorber in his article:

"There's a young student at this university [Sheffield University] who has an IQ of 126, has gained a first-class honors degree in mathematics, and is socially completely normal. And yet the boy has virtually no brain ... When we did a brain scan on him, we saw that instead of the normal 4.5 centimeter thickness of brain tissue between the ventricles and the cortical surface, there was just a thin layer of mantle measuring a millimeter or so. His cranium is filled mainly with cerebrospinal fluid."

Lorber's provocative findings suggest that we need to reconsider our long-held beliefs about how the brain works and the physical foundation of human intelligence. I submit in the epilogue of this book that human intelligence can only be fully understood when we include spirit ("energy") or what quantum physics-savvy psychologists call the "superconscious" mind. But for the moment, I'd like to stick to the conscious and subconscious minds, concepts that psychologists and psychiatrists have long grappled with. I'm grappling with it here to provide the biological foundation for conscious parenting as well as energy-based psychological healing methods.

Human Programming: When Good Mechanisms Go Bad

Let's go back to the evolutionary challenge for human beings, who have to learn so much so quickly to survive and become a part of their social community. Evolution has endowed our brains with the ability to rapidly download an unimaginable number of behaviors and beliefs into our memory. Ongoing research suggests that a key to understanding how this rapid downloading of information works is the brain's fluctuating electrical activity as measured by electroencephalograms. The literal definition of electroencephalograms (EEGs) is "electric head pictures." These increasingly sophisticated head pictures reveal a graded range of brain activity in human beings. Both adults

and children display EEG variations that range from low frequency *Delta* waves through high frequency *Beta* waves. However, researchers have noted that EEG activity in children reveals, at every developmental stage, the predominance of a specific brain wave.

Dr. Rima Laibow in *Quantitative EEG and Neurofeedback* describes the progression of these developmental stages in brain activity. [Laibow 1999 and 2002] Between birth and two years of age, the human brain *predominantly* operates at the lowest EEG frequency, 0.5 to 4 cycles per second (Hz), known as *Delta* waves. Though *Delta* is their predominant wave activity, babies can exhibit periodic short bursts of higher EEG activity. A child begins to spend more time at a higher level of EEG activity characterized as *Theta* (4-8 Hz) between two and six years of age. Hypnotherapists drop their patients' brain activity into *Delta* and *Theta* because these low frequency brain waves put them into a more suggestible, programmable state.

This gives us an important clue as to how children, whose brains are mostly operating at these same frequencies between birth and six years of age, can download the incredible volume of information they need to thrive in their environment. The ability to process this vast quantity of information is an important neurologic adaptation to facilitate this information-intense process of enculturation. Human environments and social mores change so rapidly that it would not be an advantage to transmit cultural behaviors via genetically programmed instincts. Young children carefully observe their environment and download the worldly wisdom offered by parents directly into their subconscious memory. As a result, their parents' behavior and beliefs become their own.

Researchers at Kyoto University's Primate Research Institute have found that baby chimps also learn by simply observing their mothers. In a series of experiments, a mother was taught to identify the Japanese characters for a variety of colors. When the Japanese character for a specific color was flashed on a computer screen, the chimp learned to choose the right color swatch. Upon selecting the right color, the chimp received a coin that she could then put in a vending

machine for a fruit treat. During her training process, she was holding her baby close. To the surprise of researchers, one day, as the mother was retrieving her fruit from the vending machine, the infant chimp activated the computer. When the character appeared on the screen, the chimp selected the correct color, received a coin and then followed his mother to the vending machine. The astonished researchers were left to conclude that infants can pick up complex skills solely by observation and don't have to be actively coached by their parents. [Science 2001]

In humans as well, the fundamental behaviors, beliefs and attitudes we observe in our parents become "hard-wired" as synaptic pathways in our subconscious minds. Once programmed into the subconscious mind, they control our biology for the rest of our lives...unless we can figure out a way to reprogram them. Anyone who doubts the sophistication of this downloading should think about the first time your child blurted out a curse word picked up from you. I'm sure you noted its sophistication, correct pronunciation, its nuanced style and context carrying your signature.

Given the precision of this behavior-recording system, imagine the consequences of hearing your parents say you are a "stupid child," you "do not deserve things," will "never amount to anything," "never should have been born" or are a "sickly, weak" person. When unthinking or uncaring parents pass on those messages to their young children, they are no doubt oblivious to the fact that such comments are downloaded into the subconscious memory as absolute "facts" just as surely as bits and bytes are downloaded to the hard drive of your desktop computer. During early development, the child's consciousness has not evolved enough to critically assess that those parental pronouncements were only verbal barbs and not necessarily true characterizations of "self." Once programmed into the subconscious mind, however, these verbal abuses become defined as "truths" that unconsciously shape the behavior and potential of the child through life.

As we get older, we become less susceptible to outside programming with the increasing appearance of higher frequency *Alpha* waves

(8-12 HZ). *Alpha* activity is equated with states of calm consciousness. While most of our senses, such as eyes, ears and nose, observe the outer world, consciousness resembles a „sense organ" that behaves like a mirror reflecting back the inner workings of the body's own cellular community; it is an awareness of "self."

At around twelve years of age, the child's EEG spectrum begins to show sustained periods of an even higher frequency defined as *Beta* waves (12-35 Hz). Beta brain states are characterized as "active or focused consciousness," the kind of brain activity used in reading this book. Recently, a fifth, higher state of EEG activity has been defined. Referred to as *Gamma* waves (>35Hz), this EEG frequency range kicks in during states of "peak performance," such as when pilots are in the process of landing a plane or a professional tennis player is engaged in a rapid-fire volley.

By the time children reach adolescence, their subconscious minds are chock-full of information that range from the knowledge of how to walk, to the "knowledge" they will never amount to anything, or the knowledge, fostered by loving parents, they can do anything they set out to do. The sum of our genetically programmed instincts and the beliefs *we* learned from our parents collectively form the subconscious mind, which can undo both our ability to keep our arm raised in a chiropractor's office and our best New Year's resolutions to stop sabotaging ourselves with drugs or food.

Again I go back to cells, which can teach us so much about ourselves. I've said many times that single cells are intelligent. But remember, when cells band together in creating multicellular communities, they follow the „collective voice" of the organism, even if that voice dictates self-destructive behavior. Our physiology and behavior patterns conform to the „truths" of the central voice, be they constructive or destructive beliefs.

I've described the power of the subconscious mind, but I want to emphasize that there is no need to consider the subconscious a scary, super-powerful, Freudian font of destructive "knowledge." In reality, the subconscious is an emotionless database of stored programs,

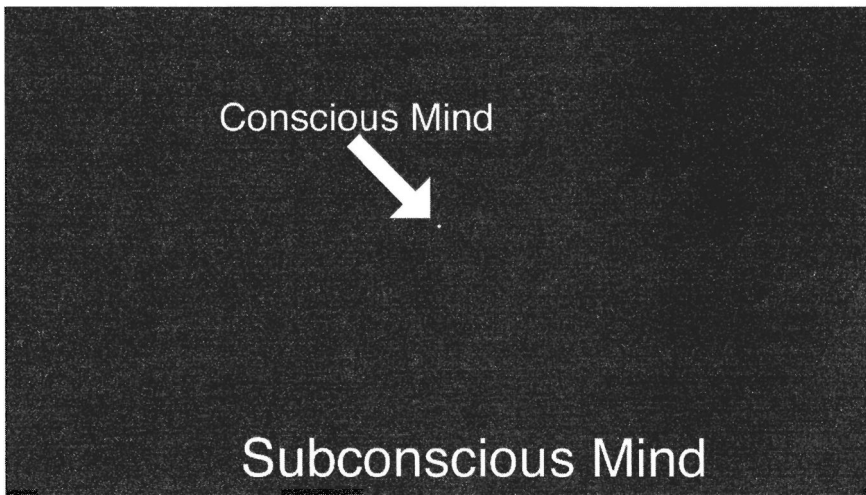
whose function is strictly concerned with reading environmental signals and engaging in hard-wired behavioral programs, no questions asked, no judgments made. The subconscious mind is a programmable "hard drive" into which our life experiences are downloaded. The programs are fundamentally hardwired stimulus-response behaviors. Behavior activating stimuli may be signals the nervous system detects from the external world and/ or signals that arise from within the body such as emotions, pleasure and pain. When a stimulus is perceived, it will automatically engage the behavioral response that was learned when the signal was first experienced. **In** fact, people who realize the automated nature of this playback response frequently admit to the fact that their "buttons have been pushed."

Before the evolution of the conscious mind, the functions of animal brains consisted only of those that we link with the subconscious mind. These more primitive minds were simple stimulus-response devices that automatically responded to environmental stimuli by engaging genetically programmed (instincts) or simple learned behaviors. These animals do not "consciously" evoke such behaviors, and in fact, may even be oblivious to them. Their behaviors are programmed reflexes, like the blink of an eye in response to a puff of air or the kick of a leg after tapping the knee joint.

The Conscious Mind: The Creator With in

The evolution of higher mammals, including chimps, cetaceans and humans, brought forth a new level of awareness called "self-consciousness," or, simply, the conscious mind. The newer conscious mind is an important evolutionary advance. The earlier, subconscious mind is our "autopilot"; the conscious mind is our manual control. For example, if a ball comes near your eye, the slower conscious mind may not have time to be aware of the threatening projectile. Yet the subconscious mind, which processes some 20,000,000 environmental stimuli per second v. 40 environmental stimuli interpreted by the conscious mind in the same second, will cause the eye to blink.

[Norretranders 1998] (see illustration below). The subconscious mind, one of the most powerful information processors known, specifically observes both the surrounding world and the body's internal awareness, reads the environmental cues and immediately engages previ-



Visualizing the information-processing powers of the conscious and subconscious minds. Consider that the image of Machu Picchu above is comprised of 20,000,000 pixel dots, each representing a BIT of information received by the nervous system in one second. How much of that information enters the conscious mind? In the lower picture, the dot represents the total amount of information that is processed by the conscious mind. (Actually the dot is 10X more than enters consciousness, I had to enlarge it because it was barely visible.) In contrast, the powerful subconscious mind processes all the remaining incoming information (the black area) in the same second.

ously acquired (learned) behaviors - all without the help, supervision or even awareness of the conscious mind.

The two minds make a dynamic duo. Operating together, the conscious mind can use its resources to focus on some specific point, such as the party you are going to on Friday night. Simultaneously, your subconscious mind can be safely pushing the lawn mower around and successfully not cutting off your foot or running over the cat-even though you are not consciously paying attention to mowing the lawn.

The two minds also cooperate in acquiring very complex behaviors that can subsequently be unconsciously managed. Remember the first day you excitedly sat in the driver's seat of a car, preparing to learn how to drive? The number of things that had to be dealt with by the conscious mind was staggering. While keeping your eyes on the road, you had to also watch the rear and side view mirrors, pay attention to the speedometer and other gauges, use two feet for the three pedals of a standard shift vehicle and try to be calm, cool and collected as you drove past observing peers. It took what seemed to be a long time before all these behaviors were "programmed" into your mind.

Today, you get in the car, turn the ignition on and consciously review your shopping list as the subconscious mind dutifully engages all the complex skills you need to successfully navigate through the city-without even once having to think about the mechanics of driving. I know I am not the only one out there who has experienced this. You are driving and having a delightful discussion with the passenger sitting next to you. In fact, your consciousness gets so caught up in the conversation, that somewhere down the road it dawns on you that you haven't even paid attention to your driving for five minutes. After a momentary start, you realize that you are still on your side of the road and steadily moving along with the flow of traffic. A quick check of the rear view mirror reveals that you did not leave a wake of crumpled stop signs and smashed mailboxes. If you weren't consciously driving the car during that time, then who was? The subconscious mind! And how well did it do? Although you didn't observe its behavior, the sub-

conscious mind apparently performed just as well as it was taught during your driver education experience.

In addition to facilitating subconscious habitual programs, the conscious mind also has the power to be spontaneously creative in its responses to environmental stimuli. In its self-reflective capacity, the conscious mind can observe behaviors as they're being carried out. As a preprogrammed behavior is unfolding, the observing conscious mind can step in, stop the behavior and create a new response. Thus the conscious mind offers us free will, meaning we are not just victims of our programming. To pull that off however, you have to be fully conscious lest the programming take over, a difficult task, as anyone who's tried willpower can attest. Subconscious programming takes over the moment your conscious mind is not paying attention.

The conscious mind can also think forward and backward in time, while the subconscious mind is always operating in the present moment. When the conscious mind is busy daydreaming, creating future plans or reviewing past life experiences, the subconscious mind is always on duty, efficiently managing the behaviors required at the moment, without the need of conscious supervision.

The two minds are truly a phenomenal mechanism, but here is how it can go awry. The conscious mind is the "self," the voice of our own thoughts. It can have great visions and plans for a future filled with love, health, happiness and prosperity. While we focus our consciousness on happy thoughts, who is running the show? The subconscious. How is the subconscious going to manage our affairs? Precisely the way it was programmed. The subconscious mind's behaviors when we are not paying attention may not be of our own creation because most of our fundamental behaviors were downloaded without question from observing other people. Because subconscious-generated behaviors are *not* generally observed by the conscious mind, many people are stunned to hear that they are "just like their mom or their dad," the people who programmed their subconscious minds.

The learned behaviors and beliefs acquired from other people, such as parents, peers and teachers, may not support the goals of our

conscious mind. The biggest impediments to realizing the successes of which we dream are the limitations programmed into the subconscious. These limitations not only influence our behavior, they can also play a major role in determining our physiology and health. As we've seen earlier, the mind plays a powerful role in controlling the biological systems that keep us alive.

Nature did not intend the presence of the dual minds would be our Achilles heel. In fact, this duality offers a wonderful advantage for our lives. Consider it this way: What if we had conscious parents and teachers who served as wonderful life models, always engaging in humane and win-win relations with everyone in the community? If our subconscious mind were programmed with such healthy behaviors, we could be totally successful in our lives without ever being conscious!

The Subconscious Mind: I Keep Calling and No One Answers

While the "thinking-self" nature of the conscious mind evokes images of a "ghost in the machine," there is no similar self-awareness operating in the subconscious mind. The latter mechanism is more akin to a jukebox loaded with behavioral programs, each ready to play as soon as appropriate environmental signals appear and press the selection buttons. If we don't like a particular song in the jukebox, how much yelling at or arguing with the machine will cause it to reprogram its play list? In my college days, I saw many an inebriated student, to no avail, curse and kick jukeboxes that were not responsive to their requests. Similarly, we must realize that no amount of yelling or cajoling by the conscious mind can ever change the behavioral "tapes" programmed into the subconscious mind. Once we realize the ineffectiveness of this tactic, we can quit engaging in a pitched battle with the subconscious mind and take a more clinical approach to reprogramming it. Engaging the subconscious in battle is as pointless as kicking the jukebox in the hope that it will reprogram its play list.

The futility of battling with the subconscious is a hard message to get across because one of the programs most of us downloaded when we were young is that "will power is admirable." So we try over and over again to override the subconscious program. Usually such efforts are met with varying degrees of resistance because the cells are obligated to adhere to the subconscious program.

Tensions between conscious will power and subconscious programs can result in serious neurological disorders. For *me*, a powerful image of why we should not challenge the subconscious comes from the movie "Shine." In the movie, based on a true story, Australian concert pianist David Helfgott defies his father by going off to London to study music. Helfgott's father, a survivor of the Holocaust, programmed his son's subconscious mind with the belief that the world was unsafe, that if he "stood out" it might be life threatening. His father insisted he would be safe only if he stayed close to his family. In spite of his father's relentless programming, Helfgott knew that he was a world-class pianist who needed to break from his father to realize his dream.

In London, Helfgott played the notoriously difficult "Third Piano Concerto" of Rachmaninoff in a competition. The film shows the conflict between his conscious mind wanting success and his subconscious mind concerned that being visible, being internationally recognized, was life-threatening. As he labors through the concerto, sweat pouring from his brow, Helfgott's conscious mind fights to stay in control, while his subconscious mind, fearful of winning, tries to take control of his body. Helfgott consciously forces himself to maintain control through the concerto until he plays the last note. *He* then passes out, overcome by the energy it took to battle his subconscious programming. For that "victory" over the subconscious, he pays a high price: When he comes to, he is insane.

Most of us engage in less dramatic battles with our subconscious mind as we try to undo the programming we received as children. Witness our ability to continually seek out jobs that we fail at, or remain in jobs we hate, because we don't "deserve" a better life.

Conventional methods for suppressing destructive behaviors include drugs and talk therapy. Newer approaches promise to change our programming, recognizing that there is no use "reasoning" with the subconscious *tape* player. These methods capitalize on the findings of quantum physics that connect energy and thought. In fact, these modalities that reprogram previously learned behaviors can be collectively referred to as energy psychology, a burgeoning field based on the New Biology.

But how much easier it would be to be nurtured from the beginning of life so that you can reach your genetic and creative potential? How much better to become a conscious parent so that your children and their children will be conscious parents, making reprogramming unnecessary and making for a happier, more peaceful planet!

A Twinkle In Your Parents' Eyes: Conscious Conception & Conscious Pregnancy

You all know the expression, "When you were only a twinkle in your parents' eyes." A phrase that conjures up the happiness of loving parents who truly want to conceive a child. It turns out it is also a phrase that sums up the latest genetic research suggesting that parents should cultivate that twinkle in the months before they conceive a child. That growth-promoting awareness and intention can produce a smarter, healthier and happier baby.

Research reveals that parents act as genetic engineers for their children in the months before conception. In the final stages of egg and sperm maturation, a process called *genomic imprinting* adjusts the activity of specific groups of genes that will shape the character of the child *yet* to be conceived. [Surani 2001; Reik and Walter 2001] Research suggests that what is going on in the lives of the parents during the process of genomic imprinting has a profound influence on the mind and body of their child, a scary thought given how unprepared most people are to have a baby. Verny writes in *Pre-Parenting: Nurturing Your Child from Conception*: "It makes a difference whether we are conceived in love, haste or hate, and whether a mother wants to be preg-

nant. ..parents do better when they live in a calm and stable environment free of addictions and supported by family and friends." [Verny and Weintraub 2002] Interestingly, aboriginal cultures have recognized the influence of the conception environment for millennia. Prior to conceiving a child, couples ceremonially purify their minds and bodies.

Once the child is conceived, an impressive body of research is documenting how important parents' attitudes are in the development of the fetus. Again Verny writes: "In fact, the great weight of the scientific evidence that has emerged over the last decade demands that we reevaluate the mental and emotional abilities of unborn children. Awake or asleep, the studies show, they [unborn children] are constantly tuned in to their mother's every action, thought and feeling. From the moment of conception, the experience in the womb shapes the brain and lays the groundwork for personality, emotional temperament, and the power of higher thought."

Now is the time to stress that the New Biology is *not* a return to the old days of blaming mothers for every ailment that medicine didn't understand—from schizophrenia to autism. Mothers and fathers are in the conception and pregnancy business together, even though it is the mother who carries the child in her womb. What the father does profoundly affects the mother, which in turn affects the developing child. For example, if the father leaves and the mother starts questioning her own ability to survive, his leaving profoundly changes the interaction between the mother and the unborn baby. Similarly, societal factors, such as lack of employment, housing and healthcare or endless wars that pull fathers into the military, can affect the parents and thus the developing child.

The essence of conscious parenting is that both mothers and fathers have important responsibilities for fostering healthy, intelligent, productive and joy-filled children. We surely cannot blame ourselves, nor our parents for failures in our own or our children's lives. Science has kept our attention focused on the notion of genetic determinism, leaving us ignorant about the influence beliefs have on our

lives, and more importantly, how our behaviors and attitudes program the lives of our children.

Most obstetricians are also still uneducated about the importance of parental attitudes in the development of the baby. According to the notion of genetic determinism that they were steeped in as medical students, fetal development is mechanically controlled by genes with little additional contribution from the mother. Consequently, Ob-Gyns are only concerned with a few maternal prenatal issues: Is she eating well? Taking vitamins? Does she exercise regularly? Those questions focus on what they believe is the mother's principal role, the provision of nutrients to be used by the genetically programmed fetus.

But the developing child receives far more than nutrients from the mother's blood. Along with nutrients, the fetus absorbs excess glucose if the mother is diabetic, and excess cortisol and other fight or flight hormones if the mother is chronically stressed. Research now offers insights into how the system works. If a mother is under stress, she activates her HPA axis, which provides fight or flight responses in a threatening environment.

Stress hormones prepare the body to engage in a protection response. Once these maternal signals enter the fetal blood stream, they affect the same target tissues and organs in the fetus as they did in the mother. In stressful environments, fetal blood preferentially flows to the muscles and hindbrain, providing nutritional requirements needed by the arms and legs, and by the region of the brain responsible for life-saving reflex behavior. In supporting the function of the protection-related systems, blood flow is shunted from the viscera organs and stress hormones suppress forebrain function. The development of fetal tissue and organs is proportional to both the amount of blood they receive and the function they provide. When passing through the placenta, the hormones of a mother experiencing chronic stress will profoundly alter the distribution of blood flow in her fetus and change the character of her developing child's physiology. [Lesage, et al, 2004; Christensen 2000; Arnsten 1998; Leutwyler 1998; Sapolsky 1997; Sandman, et al, 1994]

At the University of Melbourne, E. Marilyn Wintour's research on pregnant sheep, who are physiologically quite similar to humans, has found that prenatal exposure to cortisol eventually leads to high blood pressure [Dodic, et al 2002]. Fetal cortisol levels play a very important regulatory role in the development of the kidney's filtering units, the nephrons. A nephron's cells are intimately involved with regulating the body's salt balance and consequently are important in controlling blood pressure. Excess cortisol absorbed from a stressed mother modifies fetal nephron formation. An additional effect of excess cortisol is that it simultaneously switches the mother's and the fetus' system from a growth state to a protection posture. As a result, the growth-inhibiting effect of excess cortisol in the womb causes the babies to be born smaller.

Suboptimal conditions in the womb that lead to low birth-weight babies have been linked to a number of adult ailments that Nathanielsz outlines in his book *Life In The Womb*, [Nathanielsz 1999] including diabetes, heart disease and obesity. For example, Dr. David Barker [ibid.] of England's University of Southampton has found that a male who weighs less than 5.5 pounds at birth has a 50% greater chance of dying of heart disease than one with a higher birth weight. Harvard researchers have found that women who weigh less than 5.5 pounds at birth have a 23 percent higher risk of cardiovascular disease than women born heavier. And David Leon [ibid.] of the London School of Hygiene and Tropical Medicine has found that diabetes is three times more common in 60-year-old men who were small and thin at birth.

The new focus on the influences of the prenatal environment extends to the study of IQ, which genetic determinists and racists once linked simply to genes. But in 1997, Bernie Devlin, a professor of psychiatry at the University of Pittsburgh School of Medicine, carefully analyzed 212 earlier studies that compared the IQs of twins, siblings, and parents and their children. He concluded that genes account for only forty-eight percent of the factors that determine IQ. And when the synergistic effects of mingling the mother and father's genes are factored in, the true inherited component of intelligence plummets even further, to thirty-four percent. [Devlin, et al, 1997; McGue 1997]

Devlin, on the other hand, found that conditions during prenatal development significantly impact IQ. He reveals that up to fifty-one percent of a child's potential intelligence is controlled by environmental factors. Previous studies had already found that drinking or smoking during pregnancy can cause decreased IQ in children, as can exposure to lead in the womb. The lesson for people who want to be parents is that you can radically shortchange the intelligence of your child simply by the way you approach pregnancy. These IQ changes are not accidents; they are directly linked to altered blood flow in a stressed brain.

In my lectures on conscious parenting, I cite research, but I also show a video from an Italian conscious parenting organization, Associazione Nazionale Educazione Prenatale, which graphically illustrates the interdependent relationship between parents and their unborn child. In this video, a mother and father engage in a loud argument while the woman is undergoing a sonogram. You can vividly see the fetus jump when the argument starts. The startled fetus arches its body and jumps up, as if it were on a trampoline when the argument is punctuated with the shattering of glass. The power of modern technology, in the form of a sonogram, helps to lay to rest the myth that the unborn child is not a sophisticated enough organism to react to anything other than its nutritional environment.

Nature's Head Start Program

You may be wondering why evolution would provide such a system for fetal development that seems so fraught with peril and is so dependent on the environment of the parents. Actually, it's an ingenious system that helps ensure the survival of your offspring. Eventually, the child is going to find itself in the same environment as its parents. Information acquired from the parents' perception of their environment transits the placenta and primes the prenat's physiology, preparing it to more effectively deal with future exigencies that will be encountered after birth. Nature is simply preparing that child to best survive in that environment. However, armed with the latest

science, parents now have a choice. They can carefully reprogram their limiting beliefs about life before they bring a child into their world.

The importance of parental programming undermines the notion that our traits, both positive and negative, are fully determined by our genes. As we have seen, genes are shaped, guided and tailored by environmental learning experiences. We have all been led to believe that artistic, athletic and intellectual prowess are traits simply passed on by genes. But no matter how "good" one's genes may be, if an individual's nurture experiences are fraught with abuse, neglect or misperceptions, the realization of the genes' potentials will be sabotaged. Liza Minelli acquired her genes from her superstar mother Judy Garland and her father filmmaker Vincent Minelli. Liza's career, the heights of her stardom and the lows of her personal life, are scripts that were played out by her parents and downloaded into her subconscious mind. If Liza had the same genes, but was raised by a nurturing Pennsylvania Dutch farming family, that environment would have epigenetically triggered a different selection of genes. The genes that enabled her to pursue a successful entertainment career would have likely been masked or inhibited by the cultural demands of her agrarian community.

A wonderful example of the effectiveness of conscious parenting programming is superstar golfer Tiger Woods. Although his father was not an accomplished golfer, he made every effort to immerse Tiger in an environment that was rich with opportunities to develop and enhance the mindset, skills, attitudes and focus of a master golfer. No doubt, Tiger's success is also intimately connected with the Buddhist philosophy that his mother contributed. Indeed, genes are important- but their importance is only realized through the influence of conscious parenting and the richness of opportunities provided by the environment.

Conscious Mothering and Fathering

I used to close my public lectures with the admonition that we are personally responsible for everything in our lives. Such a closure did

not make me popular with the audience. That responsibility was too much for many people to accept. After one lecture, an older woman in the audience was so distressed by my conclusion that she brought her husband backstage and in tears vehemently contested my conclusion. She did not want any part of some of the tragedies she had experienced. This woman convinced me that my summary conclusion had to be modified. I realized that I didn't want to contribute to foisting blame and guilt on any individual. As a society, we are too apt to wallow in guilt or scapegoat others for our problems. As we gain insights over a lifetime, we become better equipped to take charge of our lives. After some deliberation, this woman from the audience happily accepted the following resolution: You are personally responsible for everything in your life, *once you become aware* that you are personally responsible for everything in your life. One cannot be "guilty" of being a poor parent unless one is already aware of the above-described information and disregards it. Once you become aware of this information, you can begin to apply it to reprogram your behavior.

And while we're on the subject of myths about parenting, it is absolutely not true that you are the same parent for all of your children. Your second child is not a clone of the first child. The same things are not happening in your world that happened when the first child was born. As I said above, I once thought that I was the same parent for my first child as I was for my very different second child. But when I analyzed my parenting, I found that was not true. When my first child was born, I was at the beginning of my graduate school training, which was for me, a difficult transition fraught with a high workload accompanied by high insecurity. By the time my second daughter was born, I was a more confident, more accomplished research scientist ready to start my academic career. I had more time and more psychic energy to parent my second child and to better parent my first daughter, who was now a toddler.

Another myth I'd like to address is that infants need lots of stimulation in the form of black and white flash cards or other learning tools marketed to parents to increase the intelligence of their children. Michael Mendizza and Joseph Chilton Pearce's inspiring book *Magical*

Parent-Magical Child makes it clear that *play* not programming is the key to optimizing the learning and performance of infants and children. [Mendizsa and Pearce 2001] Children need parents who can playfully foster the curiosity, creativity and wonder that accompanies their children into the world.

Obviously, what humans need is nurture in the form of love and the ability to observe older humans going about their everyday lives. When babies in orphanages, for example, are kept in cribs and only provided with food but not one-on-one smiles and hugs, they develop long-lasting developmental problems. One study of Romanian orphans by Mary Carlson, a neurobiologist at Harvard Medical School, concluded that the lack of touching and attention in Romanian orphanages and poor-quality day-care centers stunted the children's growth and adversely affected their behavior. Carlson, who studied sixty Romanian children from a few months to three years of age, measured their cortisol levels by analyzing samples of saliva. The more stressed a child was, as determined by the higher than normal levels of cortisol in its blood, the poorer the outcome for the child. [Holden 1996]

Carlson and others have also done research on monkeys and rats demonstrating crucial links among touch, the secretion of the stress hormone cortisol, and social development. Studies by James W. Prescott, former director of the National Institutes of Health's section on Human Health and Child Development, revealed that newborn monkeys deprived of physical contact with their mothers or social contact with others, develop abnormal stress profiles and become violent sociopaths. [Prescott 1996 and 1990]

He followed up these studies with an assessment of human cultures based on how they raise their children. He found that if a society physically held and loved its children and did not repress sexuality, that culture was peaceful. Peaceful cultures feature parents who maintain extensive, physical contact with their children, such as carrying their babies on their chests and backs throughout the day. In contrast, societies that deprive their infants, children and adolescents of exten-

sive touch are inevitably violent in nature. One of the differences between populations is that many of the children not receiving touch suffer from somatosensory affective disorder. This disorder is characterized by an inability to physiologically suppress surging levels of stress hormones, a precursor to violent episodes.

These findings provide insight into the violence that pervades the United States. Rather than endorsing physical closeness, our current medical and psychological practices often discourage it. From the unnatural intervention of medical doctors in the natural process of birthing, for example, separating the neonate for extensive periods from the parents into distant nurseries, and the advising of parents not to respond to their babies cries for fear of spoiling them. Such practices, presumably based upon "science," undoubtedly contribute to the violence in our civilization. The research regarding touch and its relationship to violence is described in full at the following website: www.violence.de.

But what about the Romanian children who come out of deprived backgrounds and become what one researcher called "the resilient wonders." Why do some children thrive despite their backgrounds? Because they have "better" genes? By now you know that I don't believe that. More likely, the birth parents of these resilient wonders provided a more nurturing pre- and perinatal environment, as well as good nutrition at crucial points in the child's development.

The lesson for adoptive parents is that they should not pretend their children's lives began when they came into their new surroundings. Their children may have already been programmed by their birth parents with a belief that they are unwanted or unlovable. If more fortunate, they may have, at some crucial age in their development, received positive, life-affirming messages from their caretakers. If adoptive parents are not aware of pre- and perinatal programming, they may not deal realistically with post-adoption issues. They may not realize that their children did not come to them as a "blank slate" anymore than newborns come into the world as blank slates, unaffected by their nine months in their mothers' womb. Better to recognize that programming and to work, if necessary, to change it.

For adoptive and non-adoptive parents alike, the message is clear: Your children's genes reflect only their potential, not their destiny. It is up to you to provide the environment that allows them to develop to their highest potential.

Notice I do not say that it is up to parents to read lots of parenting books. I've met lots of people who are intellectually attracted to the ideas I present in this book. But intellectual interest is not enough. I tried that myself. I was intellectually aware of everything in this book, but before I made the effort to change, it made no impact on my life. If you simply read this book and think that your life and your children's lives will change, you're doing the equivalent of accepting the latest pharmaceutical pill thinking it will "fix" everything. No one is fixed until they make the effort to change.

Here is my challenge to you. Let go of unfounded fears and take care not to implant unnecessary fears and limiting beliefs in your children's subconscious minds. Most of all, do not accept the fatalistic message of genetic determinism. You can help your children reach their potential and you can change your personal life. You are not "stuck" with your genes.

Take heed of the growth and protection lessons from cells and shift your lives into growth whenever possible. And remember that for human beings the most potent growth-promoter is not the fanciest school, the biggest toy or the highest-paying job. Long before cell biology and studies of children in orphanages, conscious parents and seers like Rumi knew that for human babies and adults the best growth promoter is Love.

A lifetime without Love is of no account
Love is the Water of Life
Drink it down with heart and soul

EPILOGUE

SPIRIT AND SCIENCE

The most beautiful and profound emotion we can experience is the sensation of the mystical. It is the power of all true science.

- Albert Einstein

We've come a long way since Chapter 1, when I faced my panicked medical students and started my journey to the New Biology. But throughout the book I have not strayed far from the theme I introduced in the first chapter—that smart cells can teach us how to live. Now that we're at the end of the book, I'd like to explain how my study of cells turned me into a spiritual person. I also want to explain why I am optimistic about the fate of our planet, though I concede that optimism is sometimes hard to maintain if you read the daily newspaper.

I've specifically separated my discussion of Spirit and Science from the preceding chapters of the book by entitling this section the Epilogue. An epilogue is generally a short section at the end of the work that details the fate of its character ..in this case *moi*. When the awareness that prompted this book first came into my head twenty years ago, I saw something in it that was so profound it immediately transformed my life. In the first instant of my big „aha," my brain was reveling in the beauty of the newly envisioned mechanics of the cell membrane. A few heartbeats later I was overtaken by a joy that was so deep and wide, my heart ached and tears flowed from my eyes. The mechanics of the new science revealed the existence of our spiritual essence and our immortality. For me, the conclusions were so unambiguous I instantly went from non-believer to believer.

I know that for some of you the conclusions I am going to present in this section are too speculative. Conclusions drawn in the previous chapters of the book are based upon a quarter of a century of studying cloned cells and are grounded in the astonishing new discoveries that are rewriting our understanding of the mysteries of life. The conclusions I offer in this Epilogue are also based upon my scientific train-

ing-they do not spring from a leap of religious faith. I know conventional scientists may shy away from them, because they involve Spirit, but I am confident in presenting them for two reasons.

One reason is a philosophical and scientific rule called Occam's razor. Occam's razor holds that when several hypotheses are offered to explain a phenomenon, the simplest hypothesis that accounts for most of the observations is the most likely hypothesis and should be considered first. The new science of the magical mem-Brain in conjunction with the principles of quantum physics offer the simplest explanation that accounts for the science of not only allopathic medicine, but also for the philosophy and practice of complementary medicine and spiritual healing as well. Also, after so many years of personally applying the science I have outlined in this book, I can attest to its power to change lives.

However, I concede that while science led me to my euphoric moment of insight, the experience resembled instantaneous conversions described by mystics. Remember the biblical story of Saul who was knocked off his horse with a lightning bolt? For me, there was no lightning bolt that came forth from the Caribbean skies. But I ran wild-eyed into the medical library because the nature of the cell's membrane that was „downloaded" into my awareness in the wee hours of the morning convinced me that we are immortal, spiritual beings who exist separately from our bodies. I had heard an undeniable inner voice informing me that I was leading a life based not only on the false premise that genes control biology, but also on the false premise that we end when our physical bodies die. I had spent years studying molecular control mechanisms within the physical body and at that astounding moment came to realize that the protein „switches" that control life are primarily turned on and off by signals from the environment. ..the Universe.

You may be surprised that it was science that led me to that moment of spiritual insight. In scientific circles, the word „spirit" is as warmly embraced as the word „evolution" is in fundamentalist circles. As you know, spiritualists and scientists approach life in vastly differ-

ent ways. When life is out of whack for spiritualists, they beseech God or some other invisible force for relief. When life is out of whack for scientists, they run to the medicine cabinet for a chemical. **It** is only with a drug like Roloids" that they are able to spell relief.

The fact that science led me to spiritual insight is appropriate because the latest discoveries in physics and cell research are forging new links between the worlds of Science and Spirit. These realms were split apart in the days of Descartes centuries ago. However, I truly believe that only when Spirit and Science are reunited will we be afforded the means to create a better world.

A Time of Choice

The latest science leads us to a world view not unlike that held by the earliest civilizations, in which every material object in Nature was thought to possess a spirit. The Universe is still thought of as One by the small number of aborigines who survive. Aboriginal cultures do not make the usual distinctions among rocks, air and humans; all are imbued with spirit, the invisible energy. Doesn't this sound familiar? This is the world of quantum physics, in which matter and energy are completely entangled. And **it** is the world of Gaia that I spoke of in Chapter 1, a world in which the whole planet is considered to be one living, breathing organism, which needs to be protected from human greed, ignorance and poor planning.

Never have we needed the insights of such a worldview more. When Science turned away from Spirit, its mission dramatically changed. Instead of trying to understand the "natural order" so that human beings can live in harmony with that order, Modern Science embarked on a goal of control and domination of Nature. The technology that has resulted from pursuing this philosophy has brought human civilization to the brink of spontaneous combustion by disrupting the web of Nature. The evolution of our biosphere has been punctuated by five" mass extinctions," including the one that killed the dinosaurs. Each wave of extinction nearly wiped out all life on the planet. Some researchers believe, as I mentioned in Chapter 1, that we

are „deep" into the sixth mass extinction. Unlike the others caused by galactic forces such as comets, the current extinction is being caused by a force much closer to home - humans. As you sit on your porch and watch the sunset, note its spectacular color. The beauty in the sky reflects the pollution in the air. As the world we know decays, the Earth promises us an even greater light show.

Meanwhile we are leading lives without a moral context. The modern world has shifted from spiritual aspirations to a war for material accumulation. The one with the most toys wins. My favorite image for the scientists and technologists who have led us into this spiritless world comes from the Disney movie, *Fantasia*. Remember Mickey Mouse as the hapless apprentice to a powerful sorcerer? The sorcerer instructs Mickey to do the chores of the lab while he is away. One of the chores is to fill a giant cistern with water from a nearby well. Mickey, who had been observing the sorcerer's magic, tries to bypass the chore by applying a spell to a broom, which turns **it** into a water-bucket -carrying lackey.

When Mickey falls asleep, the robotic broom fills and then overfills the cistern, flooding the lab. Upon awakening, Mickey tries to stop the broom. But his knowledge is so limited, he fails and the situation gets even worse. The water takes over, until the sorcerer, who does have the knowledge to quiet the broom, returns and restores balance. Here's how Mickey's predicament is described in the movie: "This piece is a legend about a sorcerer who had an apprentice. He was a bright young lad, very anxious to learn the business. As a matter of fact, he was a little too bright because he had started practicing some of the boss's magic tricks before learning how to control them." Today's very bright scientists are "Mickey Mousing around" with our genes and our environment without understanding how interconnected everything on this planet is - a course of action bound to have tragic results.

How did we get to this point? There was a time when it was necessary for scientists to split from Spirit, or at least the corruption of Spirit by the Church. This powerful institution was in the business of suppressing scientific discovery when it was at odds with Church

dogma. It was Nicolaus Copernicus, a savvy politician as well as a gifted astronomer, who launched the Spirit/Science split when he released to the public his profound manuscript *De revolutionibus orbium coelestium* (*On the Revolution of the Heavenly Spheres*). The 1543 manuscript boldly declared that the sun, not the Earth, was the center of the "Heavenly Spheres." This is obvious today, but in Copernicus' time it was heresy, because his new cosmology was at odds with an „infallible" Church, which had declared the Earth to be the center of God's firmament. Copernicus believed that the Inquisition would destroy both him and his heretical beliefs, so he prudently waited until he was on his deathbed to publish his work. His concern for his safety was fully justified. Fifty-seven years later Giordano Bruno, a Dominican monk who had the temerity to speak out and defend Copernicus' cosmology, was burned at the stake for this heresy. Copernicus outsmarted the Church—it is hard to torture an intellectual when he is in his grave. Unable to kill the messenger, the Church eventually had to deal with Copernicus's message.

A century later French mathematician and philosopher Rene Descartes insisted on using scientific methodology to examine the validity of all previously accepted „truths." The invisible forces of the spiritual world clearly didn't lend themselves to such analysis. In the post-Reformation era, scientists were encouraged to pursue their studies of the natural world and spiritual „truths" were relegated to the realms of religion and metaphysics. Spirit and other metaphysical concepts were devalued as "unscientific" because their truths could not be assessed by the analytic methods of science. The important „stuff" about life and the Universe became the domain of rational scientists.

If the Spirit/Science split needed any more reinforcement, it got it in 1859 when Darwin's theory of evolution made an instant splash. Darwin's theory spread across the globe like today's Internet rumors. It was readily accepted because its principles dovetailed with people's experiences in breeding pets, farm animals and plants. Darwinism attributed the origins of humanity to the happenstance of hereditary variations, which meant that there was no need to invoke Divine intervention in our lives or our science. Modern scientists were no less

awed by the Universe than the cleric/ scientists who preceded them, but with Darwin's theory in hand they no longer saw a need to invoke the Hand of God as a grand "designer" of Nature's complex order. Preeminent Darwinist Ernst Mayr wrote: "When we ask how this perfection is brought about, we seem to find only arbitrariness, planlessness, randomness, and accident..." [Mayr 1976]

While Darwinian theory specifies that the purpose of life's struggles is survival, it does not specify a means that should be used in securing that end. Apparently, "anything goes" in the perceived struggle because the goal is simply survival- by *any* means. Rather than framing the character of our lives by the laws of morality, the neo-Darwinism of Mayr suggests that we live our lives by the law of the jungle. Neo-Darwinism essentially concludes that those who have more deserve it. In the West, we have accepted the inevitability of a civilization that is characterized by the "haves" and the "have-riots." We don't want to deal with the fact that everything in this world has a price. Unfortunately this includes, along with the ailing planet, the homeless as well as the child laborers who sew our designer jeans ... *they* are the losers in this struggle.

We Are Made In the Image of the Universe

On that early morning in the Caribbean, I realized that even the "winners" in our Darwinian world are losers because we are one with a bigger Universe/God. The cell engages in behavior when its brain, the membrane, responds to environmental signals. In fact, every functional protein in our body is made as a complementary "image" of an environmental signal. If a protein did not have a complementary signal to couple with, it would not function. This means, as I concluded in that "aha!" moment, that every protein in our bodies is a physical/ electromagnetic complement to something in the environment. Because we are machines made out of protein, by definition we are made in the image of the environment, that environment being the Universe, or to many, God.

Epilogue

Back to the winners and losers. Because humans evolved as complements of their surrounding environment, if we change the environment too much, we will no longer be complementary to it...we won't "fit." At the moment, humans are altering the planet so dramatically that we are threatening our own survival as well as the survival of other, rapidly disappearing organisms. That threat encompasses Hummer drivers and fast food moguls with lots of money, the "winners," along with poverty-stricken laborers, the "losers," in this competition for survival. There are two ways out of this dilemma: to die or mutate. I think you should seriously ponder this as the need to sell Big Macs leads us to decimate the rain forests; as the staggering numbers of gas-guzzling vehicles foul the air; or as petrochemical industries erode the Earth and pollute the water. We were designed by Nature to fit an environment, but not the environment we are now making.

I learned from cells that we are part of a whole and that we forget this at our peril. But I also recognized that each one of us has a unique, biological identity. Why? What makes each person's cellular community unique? On the surface of our cells is a family of identity receptors, which distinguish one individual from another.

A well-studied subset of these receptors, called self-receptors or human leukocytic antigens (HLA), are related to the functions of the immune system. If your self-receptors were to be removed, your cells would no longer reflect your identity. These self-receptor-less cells would still be human cells, but without an identity they would simply be generic human cells. Put your personal set of self-receptors back on the cells and they again reflect your identity.

When you donate an organ, the closer your set of self-receptors match the receptors of the person who is to receive the organ, the less aggressive the rejection reaction launched by the recipient's immune system. For example, let's say that a set of 100 different self-receptors on the surface of each cell is used to identify you as an individual. You are in need of an organ graft to survive. When my set of 100 self-receptors is compared to your self-receptors, it turns out that we have only 10 receptors that match. I would not be a great organ donor for you.

The very dissimilar nature of our self-receptors reveals that our identities are very different. The vast difference in membrane receptors would mobilize your immune system, shifting it into hyper-drive to eliminate the foreign, i.e., not-self, transplanted cells. You would have a greater chance of success if you could find a donor whose self-receptors more closely match the ones on your cells.

In your search for a better donor, however, you will not find a perfect 100 per cent match. So far scientists have never found two individuals who are biologically the same. However, it is theoretically possible to create universal donor tissues when you remove the cells' self receptors, though scientists have yet to carry out such an experiment. In such an experiment, the cells would lose their identity. These self-receptor-less cells would not be rejected. While scientists have focused on the nature of these immune-related receptors, it is important to note that it is not the protein receptors, but what activates the receptors that give individuals their identity. Each cell's unique set of identify receptors are located on the membrane's outer surface, where they act as "antennas," downloading complementary environmental signals. These identity receptors *read* a signal of „self," which does not exist within the cell but comes to it from the external environmental.

Consider the human body a television set. You are the image on the screen. But your image did not come from inside the television. Your identity is an environmental broadcast that was received via an antenna. One day you turn on the TV and the picture tube has blown out. Your first reaction would be, "Oh, #*\$?!The television is dead." But did the image die along with the television set? To answer that question you get another television set, plug it in, turn it on and *tune* it to the station you were watching before the picture tube blew out. This exercise will demonstrate that the broadcast image is still on the air, even though your first television „died." The death of the television as the receiver in no way killed the identity broadcast that comes from the environment.

In this analogy, the physical television is the equivalent of the cell. The TV's antenna, which downloads the broadcast, represents our full

set of identifying receptors and the broadcast represents an environmental signal. Because of our preoccupation with the material Newtonian world, we might at first assume that the cell's protein receptors *are* the „self." That would be the equivalent of believing that the TV's antenna is the source of the broadcast. The cell's receptors are not the source of its identity, but the vehicle by which the "self" is downloaded from the environment.

When I fully understood this relationship I realized that my identity, my "self," exists in the environment whether my body is here or not. Just as in the TV analogy, if my body dies and in the future a new individual (biological "television set") is born who has the same exact set of identity receptors, that new individual will be downloading "me." I will once again be present in the world. When my physical body dies, the broadcast is still present. My identity is a complex signature contained within the vast information that collectively comprises the environment.

Supporting evidence for my belief that an individual's broadcast is still present even after death comes from transplant patients who report that along with their new organs come behavioral and psychological changes. One conservative, health-conscious New Englander, Claire Sylvia, was astonished when she developed a taste for beer, chicken nuggets and motorcycles after her heart-lung transplant. Sylvia talked to the donor's family and found she had the heart of an eighteen-year-old motorcycle enthusiast who loved chicken nuggets and beer. In her book called *A Change of Heart*, Sylvia outlines her personal transformational experiences, as well as similar experiences of other patients in her transplant support group. [Sylvia and Novak 1997] Paul P. Pearsall presents a number of other such stories in his book, *The Heart's Code: Tapping the Wisdom and Power of Our Heart Energy*. [Pearsall 1998] The accuracy of memories that accompany these transplants is beyond chance or coincidence. One young girl began having nightmares of murder after her heart transplant. Her dreams were so vivid that they led to the capture of the murderer who killed her donor.

One theory about how these new behaviors become implanted into the transplant recipient along with the organ is „cellular memory," i.e. the notion that somehow memories are embedded in cells. You know I have immense respect for the intelligence of single cells, but I have to draw a line here. Yes, cells can "remember" that they are muscle cells or liver cells, but there is a limit to their intelligence. I do not believe cells are physically endowed with perception mechanisms that can distinguish and remember a taste for chicken nuggets!

Psychological and behavioral memory does make sense if we realize that the transplanted organs still bear the original identity receptors of the donor and are apparently still downloading that same environmental information. Even though the body of the person who donated the organs is dead, their broadcast is still on. They are, as I realized in my flash of insight while mulling over the mechanics of the cellular membrane-immortal, as I believe we all are.

Cells and organ transplants offer a model not only for immortality but also for reincarnation. Consider the possibility that an embryo in the future displays the same set of identity receptors that I now possess. That embryo will be tuned into my "self." My identity is back but playing through a different body. Sexism and racism become ridiculous as well as immoral when you realize that your receptors could wind up on a white person, a black person, an Asian, or a male or female. Because the environment represents "All That Is" (God) and our self-receptor antennas download only a narrow band of the whole spectrum, we all represent a small part of the whole ...a small part of God.

Earth Landers

While the TV analogy is useful, it is not a complete one because a television is only a playback device. **In** the course of our lives, what we do alters the environment. We change the environment simply by being here. So a more complete way of understanding our relationship to Spirit is to compare a human to the Martian rovers "Spirit" and "Opportunity" or the other NASA landers we have sent to the Moon

Epilogue

and Mars. Humans are not yet able to go physically to Mars, but we really want to know what it would be like to land on Mars. So we send up the equivalent of a human explorer. Although the Mars rovers don't physically resemble a human, they have functions of humans. These vehicles have cameras, which are the „eyes" that see the planet. They have vibration detectors, which are „ears" that hear the planet. They have chemical sensors, which „taste" the planet, etc. So the lander is designed with sensors that can experience Mars somewhat as a human would experience it.


But let's look a little more closely at how the Mars rovers work. The rovers have antennas ("receptors") that are tuned to receive information broadcasts by a human being in the form of a NASA controller. The Earth-bound controller actually sends information that animates the Mariner on Mars. But the information is not a one-way street. The NASA controller also learns from the lander, because the vehicle transmits information about its Mars experiences back to Earth. The NASA controller interprets the information about the lander's experiences and then applies that new awareness to better navigate the Martian terrain.

You and I are like "Earth landers" who receive information from an environmental controller/Spirit. As we live our lives, the experiences of our world are sent back to that controller, our Spirit. So the character of how you live your life influences the character of your „self." This interaction corresponds to the concept of karma. When we understand it, we must take heed of the life we live on this planet, because the consequences of our life last longer than our bodies. What we do during our lifetime can come back to haunt us, or a future version of ourselves.

In the end, these cellular insights serve to emphasize the wisdom of spiritual teachers throughout the ages. Each of us is a spirit in material form. A powerful image for this spiritual truth is the way light interacts with a prism.

When a beam of white light goes through a prism, the prism's crystalline structure refracts the exiting light so that it appears as a

rainbow spectrum. Each color, though a component of the white light, is seen separately because of its unique frequency. If you reverse this process by projecting a rainbow spectrum through the crystal, the individual frequencies will recombine, forming a beam of white light. Think of each human being's identity as an individual color frequency within the rainbow spectrum. If we arbitrarily eliminate a specific frequency, a color, because we don't "like it," and then try to put the remaining frequencies back through the prism, the exiting beam will no longer be white light. By definition, white light is composed of *all* of the frequencies.



Many spiritual people anticipate the return of White Light to the planet. They imagine that it will come in the form of a unique individual like Buddha, Jesus or Muhammad. However, from my newly acquired spirituality, I see that White Light will only return to the planet when every human being recognizes every other human being as an individual frequency of the White Light. As long as we keep eliminating or devaluing other human beings we have decided we don't like, i.e. destroying frequencies of the spectrum, we will not be able to experience the White Light. Our job is to protect and nurture each human frequency so that the White Light can return.

Fractal Evolution-A Theory We Can Live With

I've explained why I am now a spiritual scientist. Now I'd like to explain why I am an optimist. The story of evolution is, I believe, a story of repeating patterns. We are at a crisis point, but the planet has been here before. Evolution has been punctuated with upheavals, which virtually wiped out existing species, including the best-known casualties, the dinosaurs. Those upheavals were directly linked to environmental catastrophes just as today's crisis is. As the human population increases, we are competing for space with the other organisms with whom we share the planet. But the good news is that similar pressures in the past have brought into being a new way of living, and will do so again. We are concluding one evolutionary cycle and preparing to embark upon another. As this cycle comes to an end, people are becoming understandably apprehensive and alarmed by the failures in the structures that support civilization. I believe, however, that the "dinosaurs" that are currently raping Nature will become extinct. The survivors will be those who realize that our thoughtless ways are destructive to the planet and to us.

How can I be so sure? My certitude comes from my study of fractal geometry. Here's a definition of geometry, which will explain why it is important for studying the structure of our biosphere. Geometry is a mathematical assessment of "the way the different parts of something fit together in relation to each other." Until 1975, the only geometry available for study was Euclidean, which was summarized in the thirteen-volume ancient Greek text, *The Elements of Euclid*, written around 300 B.C. For spatially oriented students, Euclidian geometry is easy to understand because it deals with structures like cubes and spheres and cones that can be mapped on graph paper.

However, Euclidian geometry does not apply to Nature. For example, you cannot map a tree, a cloud or a mountain using the mathematical formulas of this geometry. In Nature, most organic and inorganic structures display more irregular and chaotic-appearing patterns. These natural images can only be created by using the recently

discovered mathematics called fractal geometry. French mathematician Benoit Mandelbrot launched the field of fractal mathematics and geometry in 1975. Like quantum physics, fractal (fractional) geometry forces us to consider those irregular patterns, a quirkier world of curvy shapes and objects with more than three dimensions.

The mathematics of fractals is amazingly simple because you need only one equation, using only simple multiplication and addition. The same equation is then repeated ad infinitum. For example, the "Mandelbrot set" is based on the simple formula of taking a number, multiplying it by itself and then adding the original number. The result of *that* equation is then used as the input of the subsequent equation; the result of that equation is then used as the input for the next equation and so on. The challenge is that even though each equation follows the same formula, these equations must be repeated millions of times to actually visualize a fractal pattern. The manual labor and time needed to complete millions of equations prevented early mathematicians from recognizing the value of fractal geometry. With the advent of powerful computers Mandelbrot was able to define this new math.

Inherent in the geometry of fractals is the creation of ever-repeating, "self-similar" patterns nested within one another. You can get a rough idea of the repeating shapes by picturing the eternally popular toy, hand-painted Russian nesting dolls. Each smaller structure is a miniature, but not necessarily an exact version of the larger form. Fractal geometry emphasizes the relationship between the patterns in a whole structure and the patterns seen in parts of a structure. For example, the pattern of twigs on a branch resembles the pattern of limbs branching off the trunk. The pattern of a major river looks like the patterns of its smaller tributaries. In the human lung, the fractal pattern of branching along the bronchus repeats in the smaller bronchioles. The arterial and venous blood vessels and the peripheral nervous system also display similar repeating patterns.

Are the repetitive images observed in Nature simply coincidence? I believe the answer is definitely "no." To explain why I believe fractal geometry defines the structure of life, let's revisit two points.

First, the story of evolution is, as I've emphasized many times in this book, the story of ascension to higher awareness. Second, in our study of the membrane, we defined the receptor-effector protein complex (IMPs) as the fundamental unit of awareness/intelligence. Consequently, the more receptor-effector proteins (the olives in our bread and butter sandwich model) an organism possesses, the more awareness it can have and the higher it is on the evolutionary ladder.

However, there are physical restrictions for increasing the number of receptor-effector proteins that can be packed into the cell's membrane. The cell membrane's thickness measures seven to eight nanometers, the diameter of its phospholipid bilayer. The average diameter of the receptor-effector „awareness" proteins is approximately the same as the phospholipids in which they are embedded. Because the membrane's thickness is so tightly defined, you can't cram in lots of IMPs by stacking them on top of one another. You're stuck with a one-protein-thick layer. Consequently, the only option for increasing the number of awareness proteins is to increase the surface area of the membrane.

Let's go back to our membrane "sandwich" model. More olives mean more awareness-the more olives you can layer in the sandwich, the smarter the sandwich. Which has more intelligence capacity, a slice of cocktail rye or a large slab of sour dough? The answer is simple: the larger the surface area of the bread, the greater the number of olives that can fit into the sandwich. Relating this analogy to biological awareness, the more membrane surface area the cell has, the more protein „olives" it can manage. Evolution, the expansion of awareness, can then be physically defined by the increase of membrane surface area. Mathematical studies have found that fractal geometry is the best way to get the most surface area (membrane) within a three-dimensional space (cell). Therefore, evolution becomes a fractal affair.

Repeating patterns in Nature are a necessity, not a coincidence, of "fractal" evolution.

My point is not to get caught up in the mathematical details of the modeling. There are repetitive fractal patterns in Nature and in evolution as well. The strikingly beautiful, computer-generated pictures that illustrate fractal patterns should remind us that, despite our modern angst and the seeming chaos of our world, there is order in Nature and there is nothing truly new under the sun. Evolution's repetitive, fractal patterns allow us to predict that humans will figure out how to expand their consciousness in order to climb another rung of the evolutionary ladder. The exciting, esoteric world of fractal geometry provides a mathematical model that suggests that the "arbitrariness, planlessness, randomness, and accident" that Mayr wrote about is an outmoded concept. In fact, I believe it is an idea that does not serve humanity and should, as rapidly as possible, go the way of the pre-Copernican Earth-centered Universe.

Once we realize that there are repeating, ordered patterns in Nature and evolution, the lives of cells, which inspired this book and the changes in my life, become even more instructive. For billions of years, cellular living systems have been carrying out an effective peace plan that enables them to enhance their survival as well as the survival of the other organisms in the biosphere. Imagine a population of trillions of individuals living under one roof in a state of perpetual happiness. Such a community exists-it is called the healthy human body. Clearly cellular communities work better than human communities-there are no left-out, "homeless" cells in our bodies. Unless of course, our cellular communities are in profound disharmony causing some cells to withdraw from cooperating with the community. Cancers essentially represent homeless, jobless cells that are living off the other cells in the community.

If humans were to model the lifestyle displayed by healthy communities of cells, our societies and our planet would be more peaceful and vital. Creating such a peaceful community is a challenge because every person perceives the world differently. So essentially, there are

six billion human versions of reality on this planet, each perceiving its own truth. As the population grows, they are bumping up against each other.

Cells faced a similar challenge in early evolution as described in Chapter 1, but the point bears repeating. Shortly after the earth was formed, single-celled organisms rapidly evolved. Thousands of variations of unicellular bacteria, algae, yeast and protozoa, each with varying levels of awareness, appeared over the next three-and-a-half billion years. **It** is probable that like us, those single-celled organisms began to multiply seemingly out of control and to over-populate their environment. They began to bump up against each other and wonder, "Will there be enough for me?" **It** must have been scary for them, too. With that new, enforced closeness and the consequent change in their environment, they searched for an effective response to their pressures. Those pressures led to a new and glorious era in evolution, in which single cells joined together in altruistic multicellular communities. The end result was humans, at or near the top of the evolutionary ladder.

Similarly, I believe that the stresses of the increasing human population will be responsible for pushing us up another rung on the evolutionary ladder. We will, I believe, come together in a *global* community. The members of that enlightened community will recognize that we are made **in** the image of our environment, i.e. that we are Divine and that we have to operate, not in a survival of the fittest manner, but **in** a way that supports everyone and everything on this planet.

Survival of the Most Loving

You may agree that Rumi's words on the power of love are noble ones, but you may not believe that they fit these troubled times, when survival of the fittest may seem more appropriate. Isn't Darwin right that violence is at the core of life? Isn't violence the way of the natural world? What about all those documentaries that show animals stalking animals, animals snaring animals, animals killing animals? Don't humans possess an inborn inclination to violence? The logic goes:

Animals are violent, humans are animals, and therefore humans are violent.

No! Humans are not "stuck" with an innate, viciously competitive nature any more than we are stuck with genes that make us sick or make us violent. Chimps, who are the closest to humans genetically, offer evidence that violence is not a necessary part of our biology. One species of chimps, the bonobos, create peaceful communities with co-dominant males and females in charge. Unlike other chimps, the community of bonobos operates not with a violence-driven ethic but an ethic that can be described as "make love, not war." When the chimps in this society become agitated, they don't engage in bloody fights; they diffuse their divisive energy by having sex.

Recent research by Stanford University biologists Robert M. Sapolsky and Lisa J. Share has found that even wild baboons, among the most aggressive animals on this planet, are not genetically mandated to be violent. [Sapolsky and Share 2004] In one well-studied baboon troop, the aggressive males died out from contaminated meat they foraged from a tourist garbage pit. In the wake of their deaths the social structure of the troop was reinvented. Research suggests that females helped steer the remaining, less aggressive males into more cooperative behaviors, which led to a uniquely peaceful community. In an editorial in *Public Library of Science Biology* where the Stanford research was published, chimp researcher, Frans B. M. de Waal of Emory University, wrote: "...even the fiercest primates do not forever need to stay this way." [deWaal2004]

In addition, no matter how many *National Geographic* specials you've watched, there is no dog-eat-dog imperative for humans. We are at the *top* of the predator/prey food chain. Our survival is dependent on eating organisms lower in the hierarchy, but we are not subject to being eaten by organisms higher in the chain. Without natural predators, humans are spared from becoming "prey" and from all the violence that the term implies.

Epilogue

That does not mean that humans are outside the laws of Nature, of course, for eventually, we too shall be eaten. We are mortal and following our demise, one would hope after a long and violence-free life, our corporeal remains will be consumed and recycled back to the environment. Like a snake turning on itself, humans at the top of the food chain will eventually be devoured by organisms that are the lowest in the chain, the bacteria.

But before that snake turns, we may not live a violence-free life. Despite our lofty position on the food chain, we are our own worst enemy. More than any other animal, we turn on ourselves. Lower-level animals sometimes turn on themselves, but most aggressive encounters among members of the same species are limited to threatening postures, sounds and scents, not death. And in social populations other than humans, the primary cause of intraspecies violence is either the acquisition of air, water and food required for survival, or the selection of mates for propagation.

In contrast, the violence among humans that is directly linked to securing sustenance or in the process of mate selection is quite minimal. Human violence is more often associated with the acquisition of material possessions beyond what is necessary for sustenance or the distribution and purchase of drugs to escape the nightmare world we have created; or child and spousal abuse passed down generation after generation. Perhaps the most widespread and insidious form of human violence is ideological control. Throughout history, religious movements and governments have repeatedly prodded their constituents into aggression and violence to deal with dissenters and non-believers.

Most human violence is neither necessary nor is it an inherent, genetic, "animal" survival skill. We have the ability, and I believe an evolutionary mandate, to stop violence. The best way to stop it is to realize, as I emphasized in the last chapter of this book, that we are spiritual beings who need love as much as we need food. But we won't get to the next evolutionary step by just thinking about it just as we can't change our children's and our lives simply by reading books. Join

communities of like-minded people who are working toward advancing human civilization by realizing that Survival of the Most Loving is the only ethic that will ensure not only a healthy personal life but also a healthy planet.

Remember those under-prepared, under-appreciated Caribbean students who banded together, like the cells they studied in their histology course, to form a community of successful students? Use them as role models and you will help ensure a Hollywood ending not just for individuals mired in self-sabotaging beliefs, but also for this planet. Use the intelligence of cells to propel humanity one more rung up the evolutionary ladder where the most loving do more than just survive, they thrive.

ADDENDUM

The science revealed in this book defines how *beliefs* control behavior and gene activity, and consequently the unfolding of our lives. The chapter on Conscious Parenting describes how most of us unavoidably acquired limiting or self-sabotaging *beliefs* that were downloaded into our subconscious minds when we were children.

As I mentioned in that chapter, there are a variety of „energy“ psychology techniques, which exploit the latest mind-body research to quickly access and reprogram those subconscious programs. Before I leave you, I'd like to talk a little about one of these energy psychology techniques called PSYCH-K'M because I have personal experience with it and I am confident of its integrity, simplicity, and effectiveness.

I met Rob Williams, the originator of PSYCH-K'M, at a conference in 1990, where we were both presenters. As usual, at the conclusion of my presentation, I told my audience that if they changed their *beliefs* they could change their lives. It was a familiar conclusion with a familiar response from the participants: "Well, Bruce, that's great, but how do we do that?"

In those days I didn't fully realize the crucial role the *subconscious* mind plays in the change process. Instead, I relied mostly on trying to power through negative behavior using positive thinking and willpower. I knew, though, that I had had only limited success in making personal changes in my own life. I also knew that when I offered this solution, the energy in the room dropped like a lead balloon. It seems my sophisticated audiences had, like me, already tried willpower and positive thinking with limited success!

As fate would have it, I returned to my seat, and looked up to see that the next presenter was psychotherapist Rob Williams. Rob's opening remarks quickly had the entire audience on the edge of our seats. In his introduction, Rob stated that PSYCH-K'M can change long-standing, limiting beliefs in a matter of minutes.

Rob then asked the audience if there was anyone who would like to address an issue that had been troubling them. One woman caught both Rob's and my attention. She raised her hand tentatively, first up, then down, then up again. Her timidity was palpable. When Rob asked what her issue was, her face turned red and her response was inaudible. Rob actually had to leave the podium and confer with her, one-on-one. It was Rob who had to inform the audience that her problem was "speaking in public." Rob returned to the stage and the woman hesitantly followed. Rob asked her to tell the audience of nearly a hundred people a bit about her fear. Again she could hardly speak.

Rob worked with the woman for about 10 minutes, using one of the PSYCH-K'Mchange techniques. Then he again asked the woman to tell the audience how she felt about speaking to them. The change was astonishing. Not only was she visibly more relaxed, she began talking to the audience in an excited, yet confident voice. The eyes of the conference attendees became like saucers and their mouths dropped as this woman took over the stage for the next five minutes. The woman got so carried away that Rob had to ask her to stop speaking and take her seat so he could finish his presentation!

Because this woman was a regular attendee at an annual conference, and I was a frequent presenter, I was able to witness her amazing transformation over the next several years. She not only had gotten over her fear of public speaking, but even went on to organize Toast Masters in her community. Eventually, she became an award-winning public speaker! This woman's life was truly transformed in just a few minutes. In the fifteen years since I witnessed that woman's quick transformation, I have seen other people rapidly improve their self-esteem and change their relationships, their finances, and their health using psYCH-Km.

The PSYCH-K'Mprocess is simple, direct and verifiable. It utilizes the mind/body interface of muscle testing (kinesiology) that I first discovered in a student-chiropractor's makeshift office in the Caribbean, to access the self-limiting "files" of the subconscious mind. It also makes use of left brain/right brain integration techniques to effect

Addendum


swift and long-lasting changes. In addition, PSYCH-K™ integrates Spirit into the change process, just as I have integrated Spirit into my understanding of Science. Using muscle testing, PSYCH-K™ accesses what Rob calls the „superconscious“ mind to make sure that the person's stated goals are safe and appropriate. These built-in safeguards allow this system of personal change to be taught to anyone who is interested in taking charge of their lives by moving out of fear and into love.

I use PSYCH-K™ in my own life. PSYCH-K™ has helped me undo my self-limiting beliefs, including one about not being able to finish my book. The fact that you are holding this book is one indication of the power of PSYCH-K™! I also lecture regularly with Rob. Instead of offering positive thinking and willpower at the end of my lectures, I instead happily turn audiences over to Rob. While this book is about the New Biology, I believe that PSYCH-K™ represents an important step toward the New Psychology for the 21st century, and beyond. You can find more information about PSYCH_K™ at Rob's web site: www.psych-k.com.

For scientific updates and more information, visit:

www.bruceLipton.com

- Free downloadable articles and references
- Books, videotapes and DVDs
- semlnar and workshop schedules
- Links to other valuable web sites



Enjoy the full impact of Dr. Lipton's startlingly clear science and dynamic presentation style captured live on video. These masterful works from an award winning teacher make science simple and our evolution as humans more hopeful.

Watch as the concepts introduced in *The Biology of Belief*, *Unleashing the Power of Consciousness, Matter and Miracles* are brought to life in 3 remarkable presentations. Own the video library that brings Science and Spirit together as you have never before seen.

Visit www.bruceLipton.com or call toll free 800-550-5571

References

INTRO

Lipton, B. H. (1977a). "A fine structural analysis of normal and modulated cells in myogenic culture." *Developmental Biology* 60: 26-47.

Lipton, B. H. (1977b). "Collagen synthesis by normal and bromodeoxyuridine-treated cells in myogenic culture." *Developmental Biology* 61: 153-165.

Lipton, B. H., K. G. Bensch, et al. (1991). "Microvessel Endothelial Cell Transdifferentiation: Phenotypic Characterization." *Differentiation* 46: 117-133.

Lipton, B. H., K. G. Bensch, et al. (1992). "Histamine-Modulated Transdifferentiation of Dermal Microvascular Endothelial Cells." *Experimental Cell Research* 199: 279-291.

CHI

Adams, C. L., M. K. L. Macleod, et al. (2003). "Complete analysis of the B-cell response to a protein antigen, from in vivo germinal centre formation to 3-D modelling of affinity maturation." *Immunology* 108: 274-287.

Balter, M. (2000). "Was Lamarck Just a Little Bit Right?" *Science* 288: 38.

Blanden, R. V. and E. J. Steele (1998). "A unifying hypothesis for the molecular mechanism of somatic mutation and gene conversion in rearranged immunoglobulin variable genes." *Immunology and Cell Biology* 76(3): 288.

Boucher, Yo, C. J. Douady, et al. (2003). "Lateral Gene Transfer and the Origins of Prokaryotic Groups." *Annual Review of Genetics* 37: 283-328.

Darwin, Charles (1859) (Originally published by Charles Murray in 1859, London) *The Origin of Species by Means of Natural Selection: or The Preservation of Favoured Races in the Struggle for Life* (Reprinted by Penguin Books, London, 1985).

Desplanque, B., N. Hautekeete, et al. (2002). "Transgenic weed beets: possible, probable, avoidable?" *Journal of Applied Ecology* 39(4): 561-571.

Diaz, M. and P. Casali (2002). "Somatic immunoglobulin hypermutation." *Current Opinion in Immunology* 14: 235-240.

Dutta, C. and A Pan (2002). "Horizontal gene transfer and bacterial diversity." *Journal of Biosciences* (Bangalore) 27(1 Supplement 1): 27-33.

Gearhart, P. J. (2002). "The roots of antibody diversity." *Nature* 419: 29-31.

Gogarten, J. P. (2003). "Gene Transfer: Gene Swapping Craze Reaches Eukaryotes." *Current Biology* 13: R53-R54.

Haygood, R. A Rives, et al. (2003). "Consequences of recurrent gene flow from crops to wild relatives." *Proceedings of the Royal Society of London, Series B: Biological Sciences* 270(1527): 1879-1886.

Heritage, J. (2004). "The fate of transgenes in the human gut." *Nature Biotechnology* 22(2): 170+.

Jordanova, L. J. (1984). *Lamarck*. Oxford, Oxford University Press.

Lamarck, J.-B. de M., Chevalier de (1809). *Philosophic zoologique, ou exposition des considerations relatives à l'histoire naturelle des animaux*. Paris, Libraire.

Lamarck, J.-B. de M., Chevalier de (1914). *Zoological Philosophy: an exposition with regard to the natural history of animals*. London, Macmillan.

Lamarck, J.-B. de M., Chevalier de (1963). *Zoological philosophy* (facsimile of 1914 edition). New York, Hafner Publishing Co.

Lenton, T. M. (1998). "Gaia and natural selection." *Nature* 394: 439-447.

Li, Yo, H. Li, et al. (2003). "X-ray snapshots of the maturation of an antibody response to a protein antigen." *Nature Structural Biology* 10(6).

Lovell, J. (2004). *Fresh Studies Support New Mass Extinction Theory*. Reuters. London.

Mayr, E. (1976). *Evolution and the Diversities of Life: selected essays*. Cambridge, Mass., The Belknap Press of Harvard University Press.

Milius, S. (2003). "When Genes Escape: Does it matter to crops and weeds?" *Science News* 164: 232+.

Netherwood, T., S. M. Martin-Orue, et al. (2004). "Assessing the survival of transgenic plant DNA in the human gastrointestinal tract." *Nature Biotechnology* 22(2): 204+.

Nitz, N., C. Gomes, et al. (2004). "Heritable Integration of kDNA Minicircle Sequences from *Trypanosoma cruzi* into the Avian Genome: Insights into Human Chagas Disease." *Cell* 8: 175-186.

Pennisi, E. (2001). "Sequences Reveal Borrowed Genes." *Science* 294: 1634-1635.

Pennisi, E. (2004) "Researchers Trade insights About Gene Swapping." *Science* 305: 334-335.

Ruby, E., B. Henderson, et al. (2004). "We Get By with a Little Help from Our (Little) Friends." *Science* 303: 1305-1307.

Ryan, F. (2002). *Danolin's Blind Spot: Evolution beyond natural selection*. New York, Houghton Mifflin.

Spencer, L. J. and A A Snow (2001). "Fecundity of transgenic wild-crop hybrids of Cucurbita pepo (Cucurbitaceae): implications for crop-to-wild gene flow." *Heredity* 86: 694-702.

- Steele, E. J., R. A Lindley, et al. (1998). *Lamarck's Signature: how retrogenes are changing Darwin's natural selection paradigm*. St Leonards NSW Australia, Allen & Unwin.
- Stevens, C. j., N. B. Dise, et al. (2004). "Impact of Nitrogen Deposition on the Species Richness of Grasslands." *Science* 303: 1876-1879.
- Thomas, j. A, M. G. Telfer, et al. (2004). "Comparative losses of British Butterflies, Birds, and Plants and the Global Extinction Crisis." *Science* 303: 1879+.
- Waddington, C. H. (1975). *The Evolution of an Evolutionist*. Cornell, Ithaca, New York.
- Watrud, L. S., E. H lee, et al. (2004). "Evidence for landscape-level, pollen-mediated gene flow from genetically modified creeping bentgrass with CP4 EPSPS as a marker." *Proc. National Academy of Sciences* 101(40):14533-14538.
- Wu, X., J. Feng, et al. (2003). "Immunoglobulin Somatic Hypermutation: Double-Strand DNA Breaks, AIDs and Error-Prone DNA Repair." *Journal of Clinical Immunology* 23(4).
- CH 2 Avery, O. T, C. M. Macleod, et al. (1944). "Studies on the chemical nature of the substance inducing transformation of pneumococcal types. Induction of transformation by a deoxyribonucleic acid fraction isolated from *Pneumococcus* Type III." *Journal of Experimental Medicine* 79: 137-158.
- Baltimore, D. (2001). "Our genome unveiled." *Nature* 409: 814-816.
- Baylin, S. B. (1997). "DNA METHYLATION: Tying It All Together: Epigenetics, Genetics, Cell Cycle, and Cancer." *Science* 277(5334): 1948-1949.
- Blaxter, M. (2003). "Two worms are better than one." *Nature* 426: 395-396.
- Bray, D. (2003). "Molecular Prodigality." *Science* 299: 1189-1190.
- Celniker, S. E., D. A Wheeler, et al. (2002). "Finishing a whole-genome shotgun: Release 3 of the *Drosophila melanogaster* euchromatic genome sequence." *Genome Biology* 3(12): 0079.1-0079.14.
- Chakravarti, A and P. Little (2003). "Nature, nurture and human disease." *Nature* 421: 412-414.
- Darwin, F., Ed. (1888). *Charles Darwin: Life and Letters*. london, Murray.
- Dennis, C. (2003). "Altered states." *Nature* 421: 686-688.
- Goodman, L. (2003). "Making a Genesweep: It's Official!" *Bio-IT World*.
- [ablonka, E. and M. Lamb (1995). *Epigenetic Inheritance and Evolution: The Lamarckian Dimension*. Oxford, Oxford University Press.
- jones, P. A (2001). "Death and methylation." *Nature* 409: 141-144.
- Kling, J. (2003). "Put the Blame on Methylation." *The Scientist* 27-28.
- lederberg, j. (1994). Honoring Avery, Macleod, And McCarty: The Team That Transformed Genetics. *The Scientist* 8: 11.
- Lipton, B. H, K. G. Bensch, et al. (1991). "Microvessel Endothelial Cell Transdifferentiation: Phenotypic Characterization." *Differentiation* 46: 117-133.
- Nijhout, H. F. (1990). "Metaphors and the Role of Genes in Development." *Bioessays* 12(9): 441-446.
- Pearson, H (2003). "Geneticists play the numbers game in vain." *Nature* 423: 576.
- Pennisi, E. (2003a). "A low Number Wins the GeneSweep Pool." *Science* 300: 1484.
- Pennisi, E. (2003b). "Gene Counters Struggle to Get the Right Answer." *Science* 301: 1040-1041.
- Pray, L. A (2004). "Epigenetics: Genome, Meet Your Environment." *The Scientist* 14-20.
- Reik, W. and J. Walter (2001). "Genomic Imprinting: Parental Influence on the Genome." *Nature Reviews Genetics* 2: 21+.
- Schmucker, D., J. C. Clemens, et al. (2000). "*Drosophila* Dscam Is an Axon Guidance Receptor Exhibiting Extraordinary Molecular Diversity." *Cell* 101: 671-684.
- Seppa, N. (2000). "Silencing the BRCAl gene spells trouble." *Science News* 157: 247.
- Silverman, P. H (2004). "Rethinking Genetic Determinism: With only 30,000 genes, what is it that makes humans human?" *The Scientist* 32-33.
- Surani, M. A (2001). "Reprogramming of genome function through epigenetic inheritance." *Nature* 414: 122+.
- Tsong, T. Y. (1989). "Deciphering the language of cells." *Trends in Biochemical Sciences* 14: 89-92.
- Waterland, R. A and R. L. jirtle (2003). "Transposable Elements: Targets for Early Nutritional Effects on Epigenetic Gene Regulation." *Molecular and Cell Biology* 23(15): 5293-5300.
- Watson, J. D., F. H. C. Crick (1953). "Molecular Structure of Nucleic Acids: A Structure for Deoxyribose Nucleic Acid." *Nature* 171: 737-738.
- Willett, W. C. (2002). "Balancing life-Style and Cenomics Research for Disease Prevention." *Science* 296: 695-698.
- CH 3 Cornell, B. A, V. L. B. Braach-Maksvytis, et al. (1997). "A biosensor that uses ion-channel switches." *Nature* 387: 580-583.
- Tsong, T. Y. (1989). "Deciphering the language of cells." *Trends in Biochemical Sciences* 14: 89-92.

References

CI-14

- Anderson, G. L., H. L. Judd, et al. (2003). "Effects of Estrogen Plus Progestin on Gynecologic Cancers and Associated Diagnostic Procedures: The Women's Health Initiative Randomized Trial." *Journal of the American Medical Association* 290(13): 1739-1748.
- Blackman, C. F., S. G. Benane, et al. (1993). "Evidence for direct effect of magnetic fields on neurite outgrowth." *Federation of American Societies for Experimental Biology* 7: 801-806.
- Blank, M. (1992). Na,K-ATPase function in alternating electric fields. 75th Annual Meeting of the Federation of American Societies for Experimental Biology, April 23, Atlanta, Georgia.
- Cauley, J. A., J. Robbins, et al. (2003). "Effects of Estrogen Plus Progestin on Risk of Fracture and Bone Mineral Density: The Women's Health Initiative Randomized Trial." *Journal of the American Medical Association* 290(13): 1729-1738.
- Chapman, M. S., C. R. Ekstrom, et al. (1995). "Optics and Interferometry with Na₂ Molecules." *Physical Review Letters* 74(24): 4783-4786.
- Chu, S. (2002). "Cold atoms and quantum control." *Nature* 416: 206-210.
- Ciot, L., J. S. Bader, et al. (2003). "A Protein Interaction Map of *Drosophila melanogaster*." *Science* 302: 1727+.
- Goodman, Rand M. Blank (2002). "Insights Into Electromagnetic Interaction Mechanisms." *Journal of Cellular Physiology* 192: 16-22.
- Hackertmiller, L., S. Uttenthaler, et al. (2003). "Wave Nature of Biomolecules and Fluorofullerenes." *Physical Review Letters* 91(9): 090408-1.
- Hallett, M. (2000). "Transcranial magnetic stimulation and the human brain." *Nature* 406: 147-150.
- Helmuth, L. (2001). "Boosting Brain Activity From The Outside In." *Science* 292: 1284-1286.
- Jansen, R, H. Yu, et al. (2003). "A Bayesian Networks Approach for Predicting Protein-Protein Interactions from Genomic Data." *Science* 302: 449-453.
- [in, M., M. Blank, et al. (2000). "ERK1/2 Phosphorylation, Induced by Electromagnetic Fields, Diminishes During Neoplastic Transformation." *Journal of Cell Biology* 78: 371-379.
- Kubler-Ross, Elizabeth (1997) *On Death and Dying*. New York, Scribner.
- Li, S., C. M. Armstrong, et al. (2004). "A Map of the Interactome Network of the Metazoan *C. elegans*." *Science* 303: 540+.
- Liboff, A. R. (2004). "Toward an Electromagnetic Paradigm for Biology and Medicine." *Journal of Alternative and Complementary Medicine* 10(1): 41-47.
- Lipton, B. H., K. G. Bensch, et al. (1991). "Microvessel Endothelial Cell Transdifferentiation: Phenotypic Characterization." *Differentiation* 46: 117-133.
- McClare, C. W. F. (1974). "Resonance in Bioenergetics." *Annals of the New York Academy of Sciences* 227: 74-97.
- Null, G., Ph.D., C. Dean, M.D. N.D., et al. (2003). *Death By Medicine*. New York, Nutrition Institute of America.
- Oschman, J. L. (2000). Chapter 9: Vibrational Medicine. *Energy Medicine: The Scientific Basis*. Edinburgh, Harcourt Publishers: 121-137.
- Pagels, H. R. (1982). *The Cosmic Code: Quantum Physics As the Language of Nature*. New York, Simon and Schuster.
- Pool, R. (1995). "Catching the Atom Wave." *Science* 268: 1129-1130.
- Pophristic, V. and L. Goodman (2001). "Hyperconjugation not steric repulsion leads to the staggered structure of ethane." *Nature* 411: 565-568.
- Rosen, A. D. (1992). "Magnetic field influence on acetylcholine release at the neuromuscular junction." *American Journal of Physiology-Cell Physiology* 262: C1418-C1422.
- Rumbles, G. (2001). "A laser that turns down the heat." *Nature* 409: 572-573.
- Shumaker, S. A., C. Legault, et al. (2003). "Estrogen Plus Progestin and the Incidence of Dementia and Mild Cognitive Impairment in Postmenopausal Women: The Women's Health Initiative Memory Study: A Randomized Controlled Trial." *Journal of the American Medical Association* 289(20): 2651-2662.
- Sivitz, L. (2000). "Cells proliferate in magnetic fields." *Science News* 158: 195.
- Starfield, B. (2000). "Is US Health Really the Best in the World?" *Journal of the American Medical Association* 284(4): 483-485.
- Szent-Gyorgyi, A. (1960). *Introduction to a Submolecular Biology*. New York, Academic Press.
- Tseng, T. Y. (1989). "Deciphering the language of cells." *Trends in Biochemical Sciences* 14: 89-92.
- Wassertheil-Smoller, S., S. L. Hendrix, et al. (2003). "Effect of Estrogen Plus Progestin on Stroke in Postmenopausal Women: The Women's Health Initiative: A Randomized Trial." *Journal of the American Medical Association* 289(20): 2673-2684.
- Weinhold, F. (2001). "A new twist on molecular shape." *Nature* 411: 539-541.

The Biology of Belief

- Yen-Patton, G. P. A., W. F. Patton, et al (1988). "Endothelial Cell Response to Pulsed Electromagnetic Fields: Stimulation of Growth Rate and Angiogenesis In Vitro." *Journal of Cellular Physiology* 134: 37-46.
- Zukav, G. (1979). *The Dancing Wu Li Masters; An Overview of the New Physics*. New York, Bantam.
- CH 5 Brown, W. A (1998). "The Placebo Effect: Should doctors be prescribing sugar pills?" *Scientific American* 278(1): 90-95.
- DiRita, V. J. (2000). "Cenomics Happens." *Science* 289: 1488-1489.
- Discovery (2003). *Placebo: Mind Over Medicine?* Medical Mysteries. Silver Spring, MD, Discovery Health Channel.
- Greenberg, G. (2003). "Is It Prozac? Or Placebo?" *Mother Jones*: 76-81.
- Horgan, J. (1999). Chapter 4: *Prozac and Other Placebos. The Undiscovered Mind: How the Human Brain Defies Replication, Medication, and Explanation*. New York, The Free Press: 102-136.
- Kirsch, I., T. J. Moore, et al. (2002). "The Emperor's New Drugs: An Analysis of Antidepressant Medication Data Submitted to the U.S. Food and Drug Administration." *Prevention & Treatment (American Psychological Association)* 5: Article 23.
- Leuchter, A. F., I. A. Cook, et al (2002). "Changes in Brain Function of Depressed Subjects During Treatment With Placebo." *American Journal of Psychiatry* 159(1): 122-129.
- Lipton, B. H., K. G. Bensch, et al. (1992). "Histamine-Modulated Transdifferentiation of Dermal Microvascular Endothelial Cells." *Experimental Cell Research* 199: 279-291.
- Mason, A. A (1952). "A Case of Congenital Ichthyosiform Erythrodermia of Brocq Treated by Hypnosis." *British Medical Journal* 30: 442-443.
- Moseley, J. B., K. O'Malley, et al. (2002). "A Controlled Trial of Arthroscopic Surgery for Osteoarthritis of the Knee." *New England Journal of Medicine* 347(2): 81-88.
- Pert, Candace (1997). *Molecules of Emotion: The Science Behind Mind-Body Medicine*, New York, Scribner.
- CH 6 Ryle, G. (1949). *The Concept of Mind*. Chicago, University of Chicago Press.
- Arnsten, A. F. T. and P. S. Goldman-Rakic (1998). "Noise Stress Impairs Prefrontal Cortical Cognitive Function in Monkeys: Evidence for a Hyperdopaminergic Mechanism." *Archives of General Psychiatry* 55: 362-368.
- Goldstein, L. E., A. M. Rasmusson, et al. (1996). "Role of the Amygdala in the Coordination of Behavioral, Neuroendocrine, and Prefrontal Cortical Monoamine Responses to Psychological Stress in the Rat." *Journal of Neuroscience* 16(15): 4787-4798.
- Holden, C. (2003). "Future Brightening for Depression Treatments." *Science* 302: 810-813.
- Kopp, M. S. and J. Rethelyi (2004). "Where psychology meets physiology: chronic stress and premature mortality—the Central-Eastern European health paradox." *Brain Research Bulletin* 62: 351-367.
- Lipton, B. H., K. G. Bensch, et al. (1991). "Microvessel Endothelial Cell Transdifferentiation: Phenotypic Characterization." *Differentiation* 46: 117-133.
- McEwen, B. S. and T. Seeman (1999). "Protective and Damaging Effects of Mediators of Stress: Elaborating and Testing the Concepts of Allostasis and Allostatic Load." *Annals of the New York Academy of Sciences* 896: 30-47.
- McEwen, B. and with Elizabeth N. Lasley (2002). *The End of Stress As We Know It*. Washington, National Academies Press.
- Seegerstrom, S. C. and G. E. Miller (2004). "Psychological Stress and the Human Immune System: A Meta-Analytic Study of 30 Years of Inquiry." *Psychological Bulletin* 130(4): 601-630.
- Takamatsu, H., A. Noda, et al. (2003). "A PET study following treatment with a pharmacological stressor, FG7142, in conscious rhesus monkeys." *Brain Research* 980: 275-280.
- CH 7 Arnsten, A. F. T. (2000). "The Biology of Being Frazzled." *Science* 280: 1711-1712.
- Bateson, P.; D. Barker, et al. (2004) "Developmental plasticity and human health." *Nature* 430: 419-421
- Chamberlain, D. (1998). *The Mind of Your Newborn Baby*. Berkeley, CA, North Atlantic Books.
- Christensen, D. (2000). "Weight Matters, Even in the Womb: Status at birth can foreshadow illnesses decades later." *Science News* 158: 382-383.
- Devlin, B., M. Daniels, et al. (1997). "The heritability of IQ." *Nature* 388: 468-471.
- Dodic, M., V. Hantzis, et al. (2002). "Programming effects of short prenatal exposure to cortisol." *Federation of American Societies for Experimental Biology* 16: 1017-1026.
- Gluckman, P. D. and M. A. Hanson (2004). "Living with the Past: Evolution, Development, and Patterns of Disease." *Science* 305: 1733-1736

References

- Holden, C. (1996). "Child Development: Small Refugees Suffer the Effects of Early Neglect." *Science* 274(5290): 1076-1077.
- Laibow, R. (1999). *Clinical Applications: Medical applications of neurofeedback. Introduction to Quantitative EEG and Neurofeedback*. J. R. Evans and A. AbarbaneL. Burlington, MA, Academic Press (Elsevier).
- Laibow, R. (2002). Personal communication with B.H. Lipton. New Jersey.
- Lesage, J., F. Del-Favero, et al. (2004). "Prenatal stress induces intrauterine growth restriction and programmes glucose intolerance and feeding behaviour disturbances in the aged rat." *Journal of Endocrinology* 181: 291-296.
- Leutwyler, K. (1998). "Don't Stress: It is now known to cause developmental problems, weight gain and neurodegeneration." *Scientific American* 28-30.
- Lewin, R. (1980). "Is Your Brain Really Necessary?" *Science* 210: 1232-1234.
- McGue, M. (1997). "The democracy of the genes." *Nature* 388: 417-418.
- Mendizza, M. and J. C. Pearce (2001). *Magical Parent, Magical Child*. Nevada City, CA, Touch the Future.
- Nathanielsz, P. W. (1999). *Life In the Womb: The Origin of Health and Disease*. Ithaca, NY, Promethean Press.
- Norretanders, T. (1998). *The User Illusion: Cutting Consciousness Down to Size*. New York, Penguin Books.
- Prescott, J. W. (1990). *Affectional Bonding for the Prevention of Violent Behaviors: Neurobiological, Psychological and Religious/Spiritual Determinants*. Violent Behaviour, Volume I: Assessment & Intervention. L. J. Hertzberg, G. F. Ostrum and J. R. Field. Great Neck, NY, PMA Publishing Corp. One: 95-125.
- Prescott, J. W. (1996). "The Origins of Human Love and Violence." *Journal of Prenatal & Perinatal Psychology & Health* 10(3): 143-188.
- Reik, W. and J. Walter (2001). "Genomic Imprinting: Parental Influence on the Genome." *Nature Reviews Genetics* 2: 21+.
- Sandman, C. A., P. D. Wadhwa, et al. (1994). "Psychobiological Influences of Stress and HPA Regulation on the Human Fetus and Infant Birth Outcomes." *Annals of the New York Academy of Sciences* 739(Models of Neuropeptide Action): 198-210.
- Sapolsky, R. M. (1997). "The Importance of a Well-Groomed Child." *Science* 277: 1620-1621.
- Schultz, E. A. and R. H. Lavenda (1987). *Cultural Anthropology: A Perspective on the Human Condition*. St. Paul, MN, West Publishing.
- Science* (2001). "Random Samples." *Science* 292(5515): 205+.
- Siegel, D. J. (1999). *The Developing Mind: How Relationships and the Brain Interact to Shape Who We Are*. New York, Guilford.
- Surani, M. A. (2001). "Reprogramming of genome function through epigenetic inheritance." *Nature* 414: 122+.
- Verny, T. and with John Kelly (1981). *The Secret Life of the Unborn Child*. New York, Bantam Doubleday DeL.
- Verny, T. R. and Pamela Weintraub (2002). New York, Simon & Schuster.
- deWaal, F. B. M. (2004). "Peace Lessons from an Unlikely Source." *Public Library of Science-Biology* 2(4): 0434-0436.
- Mayr, E. (1976). *Evolution and the Diversiltj of Life: Selected Essays*. Cambridge, Harvard University Press.
- Pearsall, P. (1998). *The Heart's Code: Tapping the Wisdom and Power of Our Heart Energy*. New York, Random House.
- Sapolsky, R. M. and L. J. Share (2004). "A Pacific Culture among Wild Baboons: Its Emergence and Transmission." *Public Library of Science- Biology* 2(4): 0534-0541.
- Sylvia, C. and W. Novak (1997). *A Change of Heart: A Memoir*. Boston, Little, Brown and Company.

Page numbers in italics indicate an illustration

9/11 tragedy, stress resulting from, 153

A

A (adenine), 60-61
 aboriginal cultures, 120, 185
 acquired characteristics, transgenerational transmission of, 41-43, 157
 ACTH (adrenocorticotrop hormone), 148
 actin proteins, 88
 activated cells, 38
 acupuncture, 108
 adenine (A), 60-61
 adoptive parenting, 180
 adrenal glands/hormones, 112, 148, 150
 adrenal system vs immune system, 149, 150
 adrenaline, 136
 adrenocorticotrop hormone (ACTH), 148
 affinity maturation, 38
 Age of Genetic Determinism, 50, 61
 agouti gene (mice), 70-72, 71
 AIDS, 68, 127
 allopathic medicine, 16
 alpha adrenaline-sensing receptors, 136
 Alpha brain waves, 165
 alternative medicine, 108, 114
 Amazonian shamans, 120
 American Medical Association (AMA), 119
 amino acid molecules
 composition of, 52-55, 53, 54, 55
 electromagnetic charges of, *see*
 electromagnetic charges (amino acid)
 peptide bonds, 53, 55
 sequence of, on protein backbones, 60-61
 amoebas, slime mold, 129
 amoebic consciousness, collective, 27
 anemones, symbiotic, 44
 anthropomorphism, 35-36
 antibiotics, detriment to survival of, 44
 antibody genes, 38
 antidepressants, 140-141, 152
 antihistamines, 107
 Anxiety Disorder, 112
 arsenic treatment of wounds, 138
 Associazione Nazionale Educazione
 Pre natale, 176
 asthma, placebo effect and, 140
 Atomic Age, 109
 atoms
 composition of, 100, 102
 discovery of energy basis of
 lack of physical structure, 100
 Newtonian, 101
 physical properties of, 102

Quantum, 101
 stopping and enhancing waves
 of, 117-118
 vibration/ frequency patterns of, 117
 voltage potentials and wavelengths, 102
 Australian aborigines, 120
 awareness, conscious mind
 and levels of, 166
 awareness (IMP) proteins, 82-86,
 128, 130, 136, 197

B

baboons, 200
 bacteria
 beneficial, 44
 functions of, 76
 immune system and, 149-150
 "bad vibes", 120
 Baltimore, David, 63
 Barker, Dr. David, 175
 bases chemicals, 60-61
 Baylor School of Medicine, 139
 behavior regulating signals, 132
 behavioral responses, conditioned, 133
 belief (placebo) effect, 137-141
 beliefs
 effects of negative, 142-143
 effects of positive, 127-128,
 137-141, 143-144
 power of, 142-143
 self-sabotaging, 203
 Bensch, Dr. Klaus, 26
 beta adrenaline-sensing receptors, 136
 Beta brain waves, 163, 165
 beta thalassemia, 51
 big brain theory, 161
 biofeedback, 161
 biological dysfunctions, 104.
 see also diseases
 biological systems
 information from energy, 114-115
 information transfer between energy
 and chemical signals, 111-112
 redundancy of, 105-106
 biologists, conventional, 102-103
 biology
 belief system control of, 135-137
 Central Dogma of, 16, 26, 60-61, 63, 68
 control of, 68. *see also* genetic
 determinism theory
 ignoring exceptions to theories, 126-127
 membrane-centered, 92
 molecular, 23
 need for integration of quantum
 and Newtonian mechanics, 110-111

In d e x

- new, 29
- quantum physics and, 99
- biomedical science
 - conventional, 111, 125
 - energy waves and, 117
 - quantum physics and, 109
- biosphere
 - evolution of our, 185
 - sustaining life in the, 43, 45
- blood pressure, high and fetal cortisol, 175
- blood vessel cells, 106
- bloodletting, 138
- body-mind split, 124-125
- bonobo chimps, 200
- the brain
 - brain waves. *see* brain waves
 - cells of, 65-66, 75
 - EEG wave variations of, 163
 - effect of missing portions of cerebral cortex, 162
 - as electrical organ, 120
 - evolution of, 130-131, 133
 - fluctuating electrical activity of, 162
 - function of, 130-131
 - influence of parenting
 - on development of, 158
 - parts of, 133, 150
 - rapid information downloading by, 162
- brain waves
 - calmness and Alpha, 165
 - of children, 163
 - constructive interference and, 115-116, 118, 121, 125
 - destructive interference and, 116-117, 120, 125
 - hypnotherapy and, 163
 - porpoise and dolphin, 161
 - types of, 163-165
- breast cancer, 115
- Brown University School of Medicine, 140
- Brown, Walter, 140
- Bruno, Giordano, 187
- C**
- C (cytosine), 60-61
- Caenorhabditis elegans* (nematode), genetic experimentation of, 64
- calmness, Alpha brain waves and, 165
- cAMP (cyclic-AMP), 129-130
- cancer, 72, 110, 115, 127, 142-143
- cardiovascular disease, 107, 157, 175
- Carlson, Mary, 179
- Carnegie Foundation, 119
- Carville, James, 49
- CAT scans, 115
- causation compared to correlation, 51
- cell phones, impact of, 56
- cell theory, 60-61. *see also* Darwinian theory; genetic determinism theory
- cells
 - activated, 38
 - blood vessel, 106
 - brains of, 65-66, 75-76, 128
 - cloned human, 26
 - communities of, 129-130
 - computers compared to, 92
 - contents of, 37
 - coordinating signals of, 131
 - cytoarchitecture of, 21
 - differentiation, 40
 - DNA and, 66
 - electromagnetic radiation and cellular activity, 111
 - endothelial, 72-73, 135-136, 146
 - enucleated, 65-66, 73, 92
 - environmental awareness, 15
 - environmental awareness of, 15
 - eukaryote, 38
 - evolution of, 87-88
 - functions and protein "gears" of, 128
 - genetic memory of, 39
 - growth responses of, 136
 - hereditary information passing, 69
 - human body compared to, 37-38
 - identity receptors of, 188-192
 - immune, 38
 - importance of environment of, 49-52
 - intelligence mechanism of, 39
 - intelligence of, 86-87, 165
 - interconnectivity among information networks of, 104-105, 105
 - membranes of. *see* membranes, cell memory (long term and active) of, 38, 63, 192
 - molecular composition of, 52
 - new gene creation by, 38
 - nuclei of, 37, 60, 65-66, 92
 - nucleus removal, 65-66
 - operation control of, 86
 - presence of "neural" receptors on body, 132
 - programmable nature of, 92
 - protection responses of, 136
 - protein molecules. *see* protein molecules
 - receptor proteins of, 83
 - repeating ordered patterns in, 198
 - response to environmental stimuli, 146
 - response to perceptions, 128-129
 - self-receptorless, 189

The Biology of Belief

- specialization of, 87-88
- specialized communities of, 40, 130
- structure and function relationship in, 21
- cellular intelligence, 86-87
- cellular memory, 38, 63, 192
- Central Dogma
 - biology, 16, 26, 60-61, 63, 68
 - molecular biology, 23
- cetaceans, cerebral surface of, 161
- Chamberlain, David, 156
- A Change of Heart* (Sylvia), 191
- channel proteins, 84-85
- channels, membrane, 90
- chemical signaling systems, 68-69, 99, 111-112, 131
- child-rearing practices of
 - peaceful cultures, 179
- children
 - behavior-recoding system of, 164
 - brain waves of, 163-165
 - causes of violence in, 180
 - effect of negative messages on, 164
 - effects of prenatal environment on, 156-158
 - importance of play in learning, 179
 - importance of touch for, 179-180
 - learning by observation, 163, 164
 - orphanage raised, 179
 - parental influence on mental and physical attributes of, 156, 158
 - prenatal preparation for survival, 176-177
 - subconscious mind of, 165
 - Theta brain waves and suggestibility of, 163, 164
- chimps, 163-164, 200
- Chinese medicine, 108
- chiropractic, 119, 159-160
- cholera, 126
- chromosomes
 - DNA and, 67
 - functions of, 60
 - number in human body, 62
- chronic and sustained stress, effects of, 151-153
- chronic diseases, fetal life and, 158
- The Church
 - Copernicus discoveries and, 62
 - evolution theory and, 42
 - suppression of science by, 62
- Clinton, Bill, 49
- collective amoebic consciousness, 27
- communication systems, energy sensing, 120
- comparative neuroanatomy, 160
- complementary medicine, 16
- complex behaviors, learning, 168
- computer chips, defined, 91
- computers, cells compared to, 92
- The Concept of Mind* (Ryle), 125
- conditioned behavioral responses, 133
- conditioning, 133
- conformation (protein backbone shape), 55-57
- congenital ichthyosis, 123-124, 142
- conscious conception, 172
- conscious mind
 - ability for spontaneous response creativity, 169
 - ability to generate health and disease, 132
 - ability to override subconscious mind, 134
 - awareness of "self", 165
 - cooperation with subconscious mind, 168
 - effects of conflict with subconscious mind, 159
 - experience of emotions, 131
 - future and past time awareness of the, 169
 - information processing, compared to subconscious mind, 167, 167-168
 - lack of awareness of subconscious-generated behaviors, 169
 - level of awareness and control with the, 166
 - repression for survival enhancement, 150
 - subconscious control during attention lapses, 169
 - subconscious mind interdependence with, 127-128
 - thinking-self nature of the, 170
 - when we're not paying attention, 169
- conscious parenting, 162, 173, 177-181
- conscious pregnancy, 172
- constructive brain wave interference, 115-116, 116, 118, 121, 125
- conventional medicine, 108-109, 112-114, 124-125, 137
- Copernicus, Nicolaus, 62, 187
- Cornell, B.A., 91
- coronary artery disease, 107, 157, 175
- correlation compared to causation, 51
- cortex, 133, 150
- corticotropin-releasing factor (CRF), 148
- The Cosmic Code* (Pagels), 98
- CPUs compared to effector proteins, 92
- creationists, 42
- CRF [corticotropin-releasing factor), 148

- Crick, Francis, 22, 60-61
 crystals, 90
 cultures, peaceful, 179
 cyclic-AMP (cAMP), 129-130
 cystic fibrosis, 51
 cytoarchitecture (cell), 21
 cytokines, 99
 cytological specialization (differentiation), 40
 cytoplasmic proteins, 59
 cytosine (C), 60-61
 cytoskeletal effector proteins, 86
- D**
- The Dancing Wu Li Masters* (Zukov), 99-100
 Darwin, Charles, 22, 41, 43, 45, 50
 Darwinian theory of Evolution
 control of individual, 41
 hereditary factors and control of lives, 22, 60
 influence on the Spirit/Science split, 187-188
 purpose of life's struggles, 188
 struggle and violent nature of humans, 45
 violence as the way of the natural world, 199-200
Darwin's Blind Spot (Ryan), 43-44
 de Lamarck, Jean-Baptiste, 41-43, 72, 157
 de Waal, Frans B.M., 200
 death, causes of, 107-108
 Delta brain waves, 163
 Department of Energy microbial genome program, 45
 depression
 antidepressants and, 140-141, 152
 cause of, 152
 genes and, 51
 hippocampus, prefrontal cortex and, 152
 placebo effect and, 140-141
 Descartes, Rene, 124-125, 187
 destructive behaviors, trying to suppress, 172
 destructive brain wave interference, 116-117, 117, 120, 125
The Developing Mind (Siegel), 158
 Devlin, Bernie, 175
 diabetes, 51, 157, 175
 differentiation, 40
 digestion pathways, 59
 Discovery Health Channel, 140, 142
 diseases
 cancer, 72, 110, 115, 127, 142-143
 causation compared to correlation, 51
 congenital ichthyosis, 123-124, 142
 cystic fibrosis, 51
 detecting non-invasively, 115
 diabetes, 51, 157, 175
 energy signatures of, 115
 epigenetics and, 72
 etiology of, 51
 fetal environment influence on chronic, 158
 generation by conscious mind, 132
 Germ Theory and, 126
 heart, 51, 107, 157, 175
 instigation at the molecular level, 104, 110
 osteoporosis, 157
 Parkinson's, 140
 single-gene, 51
- DNA
 blueprints of, 67
 Central Dogma and, 63
 chromosomes and, 67
 composition of, 60-61
 contribution to cellular life, 66
 controls exerted by, 23, 26
 discovery of genetic code, 22
 double helix of, 61
 electromagnetic radiation regulation of, 111
 heredity and, 60-61
 primacy of, 60-61
 proteins and, 67
 Regulatory Proteins of, 68
 segments that encode proteins, 38
 self-replicating nature of, 61
DNA/RNA. see DNA; nucleic acid molecules
 dolphins, brains of, 161
 double helix (DNA molecules), 61
 Double Helix Memory Disk, 92
 Drell, Daniel, 45
 drinking during pregnancy, 175-176
Drosophila (fruit flies), 64, 105
 drugs
 antibiotics, 44
 antidepressants, 140-141, 152
 antihistamines, 107
 dangers of prescription, 105-106, 107, 113
 effects on the body, 28
 lack of specificity of, 107
 pharmaceutical industry push of, 109, 112-114, 138
 side-effects of, 105-106, 107
 Duke University, 70
 dysfunctions, biological. *see* diseases

E

Eastern medicine, 108
 EEGs (encephalograms), 162,163
 effector-receptor proteins, 83,84-86,
 92,148,197
 Effexor, 141
 Einstein, Albert, 102
 electrical pathologies, 108
 electromagnetic charges (amino acid)
 distribution altering of, 56
 impact of changing, 60
 interaction of, 53-54
 repelling and attraction forces
 of, 55,56-57
 electromagnetic frequencies, physical
 signals vs, 111-112
 electromagnetic spectrum, impact
 on biological regulation of, 111
 electron microscopes, 20, 22
 electrotherapy, 119
The Elements of Euclid, 195
 E=mc²,102
 Emory University, 200
 emotions, 131-135
 encephalograms (EEGs), 162,163
 endothelial cells, 72-73, 135-136, 146
 energetic signaling mechanisms, 111-112
 energy
 amplification of, 115
 constructive interference
 of waves of, 115-116
 deflation of, 115
 information from, in biological
 systems, 114-115
 information transfer between
 chemical signals and, 111-112
 relationship between matter
 and, 100, 102, 103,104
 spectral, 115
 energy-based healing therapies, 99-100,
 114,119-120,138
 energy fields, reading by receptor
 proteins, 84
 energy medicine, 84, 114
 energy psychology, 172, 203
 energy-scanning devices, 115
 energy sensing communication
 systems, 120
 energy signatures, 100,115
 energy waves, 115-118, 116, 117, 121, 125
 enucleated cells, 92
 enucleation of cells, 65-66, 73
 environment
 cell awareness of, 15

cellular response to, 146
 as contractor, 15
 control of gene activity, 26-27
 energy-based,16
 humans as complements
 of the surrounding, 189
 importance of cell, 49-52
 perception of, 16-17
 protein molecule complements of the, 188
 response to, 16
 environmental learning mechanisms, 160
 environmental signal receptors
 of cell membranes, 83
 environmental signals, 68-69, 148
 environmental stimuli, 68-69, 132, 146
 enzymes (effector proteins), 86
Epigenetic Inheritance and Evolution
 (Jablonka and Lamb) ,72
 epigenetic modifications, 71-72
 epigenetics, 26-27, 67-73, 70, 157-158
 estrogen, 107
 estrogen receptors, 107
 Euclidean geometry, 195
 eukaryote cells, 37
 evolution
 biosphere, 185
 brain, 130-131, 133
 cell,87-88
 the Church and, 87-88
 fractal, 197-198
 increase of surface area
 of membranes and, 197
 organic,42
 of physics, 100
 repeating ordered patterns in, 198
 theories of, 39-46, 87-88
 upheavals of, 195
Evolution and the Diversity of Life
 (Mayer),42
The Evolution of an Evolutionist
 (Waddington),43
 evolutionary cycle, current, 195
 experiential learning (nurture), 160
 extinctions, mass, 46, 185-186

F

Fantasia (Disney), 185
 fats, 52
 fears, effects of chronic, 151-154
 fetal cortisol and high blood pressure, 175
 fetal nephron formation, stressed mothers
 and,175
 fetuses
 genetic engineering of, 172
 genomic imprinting, 172

Index

- implicit memory of, 156
 - importance of parents' attitudes
 - on developing, 173
 - influence of environment
 - on later chronic diseases, 158
 - lead exposure and developing, 176
 - maternal diabetes and, 174
 - nervous systems of, 156
 - prenatal environment influences
 - on, 176-177
 - sensory and learning capabilities of, 156
 - stress of mothers and development
 - of, 174-175
 - fight or flight response, 146, 148, 150
 - fire-walking, 126
 - Flexner Report, 119
 - Food and Drug Administration, 141
 - Ford, Lienny, 41, 143
 - forebrain, 150
 - fractal evolution, 197-198
 - fractal geometry, 195-196
 - fractal patterns, 198
 - in nature, 198
 - free will, 134, 169
 - Freedom of Information Act, 141
 - Freud, Sigmund, 156
 - fruit flies (*Drosophila*), genetic experimentation of, 105
 - fruit flies, genetic experimentation of, 64
- ### G
- G (guanine), 60-61
 - Gaia hypothesis (Lovelock), 46, 185
 - Gamma brain waves, 165
 - Gandhi, Mahatma, 144
 - Garland, Judy, 177
 - gates, membrane, 90
 - gears, molecular, 57-59, 58, 59
 - gene myopia, 157
 - gene transfer, 44-45
 - genes
 - activation of, 51-52
 - antibodies, creation of, 38
 - biological control by, 27.
 - see also* genetic determinism theory
 - cataloguing of, in human bodies, 62-65
 - creation by immune cells, 38
 - electromagnetic radiation
 - and regulation of, 111
 - environmental control of, 26-27
 - exchange of, among individuals, 45
 - Human Genome Project, 62-65
 - influences on, 67
 - inter- and intra-species transfer mechanism, 44-45
 - lack of self-emergence of, 26
 - material of, 22
 - of multicellular organisms, 106
 - one-gene for one-protein theory, 62
 - as physical memories
 - of learned experiences, 45
 - protein antibody, 38
 - reading, 67, 68, 86
 - redundancy of products of, 106
 - regulation of activity by environment, 27
 - Regulatory Proteins and activity of, 68
 - role of, in humans, 181
 - genetic-based instincts, 133
 - genetic determinism theory. *see also* Darwinian theory
 - Age of Genetic Determinism, 50, 61
 - defined, 50
 - fallacy of, 16, 26, 52
 - as a metaphor, 52
 - problems generated from emphasis on, 50-51
 - reconsideration of, 157
 - genetic engineering
 - commencement of, 22
 - dangers of, 45
 - fetal, 172
 - genetics, molecular, 41
 - genome science, 44
 - genomic imprinting of fetuses, 172
 - geometry, 195-196
 - Germ Theory, 126
 - "Ghost in the Machine" (Ryle), 125
 - Golgi body, 37
 - "good vibes", 121
 - Goodman, I., 110
 - Great Depression, 154
 - growth processes, inhibiting,
 - 147, 148-150, 154
 - growth/protection behaviors, 145-154
 - growth/protection continuum, 147
 - growth responses to stimuli, 136, 145-154
 - growth survival mechanisms, 145
 - guanine (G), 60-61
- ### H
- habits, 133
 - harmonic resonance, 116
 - Harvard Medical School, 179
 - "haves" and "have-nots", justification for, 188
 - healing therapies, energy-based,
 - 99-100, 114, 119-120, 138
 - health
 - conscious mind creation of, 132
 - stress and, 151-153

- heart disease, 51, 157, 175
The Heart's Code: The True Stories of Organ Transplant Patients (Pearsall), 191
 Helfgott, David, 171
 hereditary factors, 22, 60
 hereditary information, passing, 69
 heredity and DNA, 60-61
 hindbrain, 150
 hippocampus, depression and the, 152
 Hippocratic oath, 109
 histamine, 106, 136
 HIV, 127
 HLA (human leukocytic antigens), 189
 holistic flow of information, 103
 hormone replacement therapy (HRT), synthetic, 107
 hormones, 112, 136, 148, 150
 HPA (Hypothalamus-Pituitary-Adrenal Axis), 148, 149, 150-153
 HRT (hormone replacement therapy), synthetic, 107-108
 human beings
 as complements of the surrounding environment, 189
 as complex signature derived from the environment, 191
 fractal patterns in, 196
 as individual frequencies of White Light, 194
 individuality of, 45
 instincts of, 161
 intelligence of, 162
 karma of, 193
 made in the image of the Universe, 188
 NASA landers compared to, 192-193
 role of genes in, 181
 as spirit in material form, 193
 tendency to turn on ourselves, 201
 unique biological identity of, 189
 violence among, 200, 201
 human body
 cataloguing of genes of, 62-65
 cell organelles compared to, 37-38
 complexity of, 64
 effects of drugs on. *see* drugs
 energy sensing communication systems of, 120
 genetic relationship with other organisms, 64-65
 mind control of the, 128, 135-137
 mind distribution throughout the, 132
 mind energy influence on the, 124-125
 number of chromosomes in, 62
 presence of "neural" receptors throughout, 132
 programmed instincts of physiologic mechanisms, 161
 protection systems of the, 147-148
 protein molecules, number in the, 52
 scanning energy spectra of, 115
 signaling system of the, 106-107
 stress and the, 106-107
 Human Genome Project, 62-65
 Human Health and Child Development (NIH), 179
 human leukocytic antigens (HLA), 189
 Huntington's chorea, 51
 hydrocephalus, 161-162
 hyper-sensory atrophy, 120
 hypnosis, 123
 hypnotherapy, brain wave activity and, 163
 hypothalamus, 148
 Hypothalamus-Pituitary-Adrenal Axis (HPA), 148, 150, 153
- I**
- iatrogenic illnesses, 107-108
 ichthyosis, congenital, 123-124, 142
 identity receptors of cells, 188-192
 identity, source of human, 191
 ideological control, violence and, 201
 illnesses
 chronic stress and, 151-153
 drugs and, 107-108
 immortality and identity receptors, 192
 immune cells, 38
 immune system
 adaptations, 38-39, 42
 bacteria, viruses and the, 149-150
 HLA and the, 189
 specialized cell communities of, 130
 stress and the, 149, 149-150
 implicit memory, 156
 IMPs (Integral Membrane Proteins), 82-86, 128, 130, 136, 197
 "infantile amnesia", 156
 infants
 instincts of, 161
 memory of, 156
 nervous system of, 156
 information downloading by the brain, 162
 information processing by subconscious and conscious mind, 167-168
 instincts, 133, 160, 161
 intelligence
 cellular, 86-87
 gene factor of, 175

Index

- IMPs as fundamental unit
of awareness , 197
prenatal environment influence
on, 175-176
repression by survival reflexes, 150-152
- Introduction to a Submolecular Biology*
(Szent-Cyorgyi), 110
- IQ, prenatal environment and, 175-176
- ### J
- Jablonka, Eva, 72
Jordanova, L.J., 42-43
- ### K
- karma, 193
keyboards compared
to receptor proteins, 92
kidney stones, constructive
interference treatment of, 118
kinesiology, 159-160, 204
Kirsch, Irving, 140-141
Koch, Robert, 126
Konigsberg, Irv, 49
Krebs cycle pathways, 59
- ### L
- Laibow, Dr. Rima, 163
Lamb, Marion, 72
Lavenda, Robert H., 160-161
lead exposure and developing fetuses, 176
learning complex behaviors, 168
learning, experiential (nurture), 160
learning mechanisms, environmental, 160
Lenton, Timothy, 46
Leon, David, 175
Life in the Womb: The Origin of Health and Disease (Nathanielsz), 157, 175
life, secret of, 143
life-sustaining reflexes, source of, 150
lifestyle, effects of a hyper-vigilant, 152-153
limbic system, emotions and the, 131, 132
lipid molecules, 52
liquid crystals, 90
Londe, Sam, 142-143
London School of Hygiene and Tropical
Medicine, 175
Lorber, Dr. John, 161-162
Lovelock, James, 46
- ### M
- Magical Parent-Magical Child* (Mendizza
and Pearce), 178-179
mammograms, electronic imaged, 114
Mandelbrot, Benoit, 196
Mandelbrot set, 196
- Mason, Dr. Albert, 123-124, 142
Master Gland (pituitary), 148
matter
defined, 101-102
quantum physics model of, 102-103
reductionist model, 102-103
relationship between energy
and, 100, 102, 103, 104
- Mayr, Ernst, 41-42, 188, 198
McClare, C.W.F., 111
Meador, Dr. Clifton, 142-143
medical education, Western, 108-109, 138
medical industrial complex, 108
medicinal plants, 120
medicine
alternative, 99-100, 108, 114, 119-120, 138
Chinese, 108
complementary, 16
conventional, 108-109, 112-114, 137
Eastern vs Western, 108
Newtonian physics and, 102
Western, 16, 108, 112-114, 124-125, 137
- membrane-centered biology, 92
membranes, cell
as brain of the cell, 75-76, 128
chemical components of, 80
defined, 90
environmental signal receptors of, 83
evolution defined by the increase
of surface area of, 197
evolution of, 87-88
evolution of surface area of, 197
gates and channels, 90
growth responses of, 136
IMP" awareness" proteins of, 130, 197
integral proteins of, 82-86
perception switches of, 129, 136
phospholipids, 80-81, 81
potential of, 85
protection responses of, 136
reflexive perception switches in, 129
sandwich analogy, 77-80, 82, 84-85, 197
silicon semiconductors compared to, 91
stimulus-response mechanism
of, 127-128, 148
thickness of, 76, 197
three-layered structure of, 76
- memory, 156
Mendizza, Michael, 178-179
meridians, 108
mice, genetic experimentation
of, 64-65, 70-72, 71
microbial genome program (DOE), 45
microscopes, electron, 20, 22

the mind

- ability to generate molecules of emotion, 132
- conscious mind. *see* conscious mind
- control of biology by, 127, 135
- distribution throughout human body, 132
- fully consciousness of, 29
- harnessing the power of, 124-125
- influence on the body of, 124-125
- self-consciousness of, 133-134
- self-reflectiveness of, 134
- subconscious mind, *see* subconscious mind
- superconscious mind, 162
- mind-body split, 124-125
- The Mind of Your Newborn Baby* (Chamberlain), 156
- mind over body, 128, 136-137
- minds, dual, 166-170
- Minelli, Liza, 177
- Minelli, Vincent, 177
- mitochondria, 37, 88
- Modem Science, goal of, 185
- molecular biology, Central Dogma of, 23
- molecular gears, 57-59
- molecular genetics, 41
- molecules
 - control by quantum physics, 110
 - energy patterns of, 100
 - non-polar, 80, 82-83
 - phospholipid, 80-81, 89-90, 197
 - polar, 80, 82-83
 - polysaccharide, 52
 - protein. *see* protein molecules
 - signal. *see* signal molecules
 - thermo-chemical coupling in, 112
- Molecules of Emotion* (Pert), 132
- monoamine signaling chemicals, 152
- mood disorders, 157
- morphogenesis, 111
- Moseley, Dr. Bruce, 139
- MRIs, 115
- multicellular organisms
 - ability to respond to external environmental signals, 132
 - differentiation, 40-41
 - history of, 39
 - number of genes in, 106
 - signal molecules and, 130
- muscle contraction pathways, 59
- muscle testing, 159, 204
- myosin proteins, 88

N

- NASA landers on the Moon and Mars, 192-193
 - Nathanielsz, Dr. Peter W., 157, 175
 - National Institutes of Health, 23, 114, 179
 - Natural Environment Research Council (Britain), 46
 - nature
 - nurture and, 29, 69
 - repeating ordered patterns in, 198
 - negative beliefs, effects of, 142-143
 - neo-Darwinism, 29, 41, 188
 - nerve cells, membrane receptors of, 132
 - nervous systems
 - control of growth/ protection behaviors, 147
 - environmental awareness and response of, 89
 - fetus and infant, 156
 - function of, 40
 - specialized cell communities of, 130
 - neural dysfunctions, 107
 - neural receptors, body cells and, 132
 - neuroanatomy, comparative, 160
 - neuroscience, 120
 - neurotransmitters, 112
 - New Biology, 29, 124, 173
 - Newtonian physics, 99, 100, 101, 102-104, 109-111
 - Nijhout, H.F., 51-52
 - nocebos, 142-143
 - non-polar (hydrophobic) molecules, 82
 - non-polar molecules, 80
 - nuclei, cell, 37, 60, 65-66, 92
 - nucleic acid molecules, 52
 - nurture, nature and, 160
- a**
- Ob-Cyns, support of parenting by, 174
 - obesity, 157, 175
 - Occam's razor, 184
 - On the Revolution of the Heavenly Spheres* (Copernicus), 187
 - Opportunity Martian rover, 192-193
 - organ transplants
 - identity receptors of, 192
 - self-receptors, 189-190
 - theory of cellular memory and, 191-192
 - organelles, 37-38
 - organic evolution, 42
 - organisms
 - living compared to non-living, 56
 - multicellular. *see* multicellular organisms

In d ex

- single-celled, 39, 129-130
- organs, specialized cell communities of, 130
- Origin of the Species* (Darwin), 22, 41, 60
- orphanages, children from, 179
- osteoporosis, 157
- p**
- Pagels, Heinz R., 98
- Palmer, D.D., 119
- paranormal phenomena, 99
- parental programming, 177
- parenting
 - adoptive, 180
 - conscious, 162, 173, 177-181
 - inception of influence on children, 156
 - influence of attitudes on fetal development, 173
 - influence on mental and physical attributes of children, 156, 158
 - ObGyn support, 174
- Parkinson's disease, placebo effect and, 140
- particles (quantum physics), 102
- Pasteur, Louis, 126
- pathologies, electrical, 108
- Pavlov, Ivan, 133
- peaceful cultures and child-rearing practices, 179
- peak performance, Gamma brain waves and, 165
- Pearce, Joseph Chilton, 178-179
- Pearsall, Paul P., 191
- peptide bonds (amino acid), 53, 55
- perception (placebo) effect, 137-141
- perception switches of membranes, 136
- perceptions
 - ability to acquire indirectly, 134
 - cellular response to, 128-129
 - defined, 87
 - overriding genetic instincts with learned, 161
 - responses to stimuli controlled by, 135
- Perez, Tim, 140
- perinatal development, influences on, 156-157
- Pert, Candace, 132
- PET (positron emission tomography)
 - scans, 115
- pharmaceutical industry, 109, 112-114, 138
- phospholipid molecules, 80-81, 89-90, 197
- photons, 100
- physical signals vs electromagnetic frequencies, 111-112
- physics
 - evolution of, 100
 - Newtonian, 99, 100, 102-104, 109-110
 - quantum. *see* quantum physics
- pituitary gland, 148
- placebo effect, 137-141
- "Placebo: Mind Over Medicine", 142
- play, importance of children's, 179
- polar molecules, 80, 82-83
- polysaccharide molecules, 52
- Pophristic, V., 110
- porpoises, brains of, 161
- positive beliefs, effects of, 127-128, 137-141, 143-144
- positron emission tomography (PET)
 - scans, 115
- Pre-Parenting: Nurturing Your Child from Conception* (Verny), 172-173
- prefrontal cortex, 133, 152
- pregnancy
 - conscious, 172
 - drinking, smoking and, 175-176
- prenatal development, influences on, 156-158, 172-177
- prenatal environment, intelligence and, 175-176
- Prescott, James W., 179
- prescription drugs. *see* drugs
- Primacy of DNA, 61, 63, 63, 69
- Primacy of Environment, 68, 68, 69
- Primate Research Institute, Kyoto University, 163
- prisms and light, 193-194, 194
- prokaryotes, 76-77
- protection responses to stimuli, 136, 145-154
- protection survival mechanisms, 145
- protein antibody genes, 38
- protein gears of cells, 128
- protein machines, 58-59
- protein molecules
 - accommodation of, 56
 - active conformation of, 83
 - amino acid. *see* amino acid molecules
 - assembly of, 52, 59
 - attraction of complementary, 57
 - backbones, 55, 56-57, 60-61, 82
 - balanced state of, 55, 56
 - channel, 84-85
 - chaperones (helpers), 55
 - charged ion removal and addition, 56
 - code for recreating machinery of, 61
 - complex interactions between, 104-105, 105
 - conformations (shapes) of, 55, 55, 56-57
 - cytoplasmic, 59

- defined,63
 DNA and, 38, 67
 effector-receptor, 83, 84-86, 92, 148
 electromagnetic radiation regulation of syntheses of, 111
 environmental signals and movement of,128
 examples of, 57-59, 58, 59
 folding, 55
 impact of changing parameters of, 104
 importance of, 52
 interference from electromagnetic fields, 56
 mapping protein-protein interactions, 104
 myosin, 88
 number of, in bodies, 52
 pathways, 59
 as physical! electromagnetic complements of the environment, 188
 positive signals of, 57
 receptor-effector, 83-84, 92
 shape-shifting, 55, 56
 signal generated movement of, 57
 synthesizing, 63
 transport, 84
 ubiquitin, 37
 protein-protein interactions, 104-105, 105
 Prozac,152
 PSYCH-K, 137, 203-205
 psychology, energy, 172, 203
 psychoses, 157
- Q**
Quantitative EEG and Neurofeedback (Rima),163
 quantum biological revolution, 121
 quantum physics
 applied theory of, 109
 atoms, nature of. *see* atoms
 biomedical science and, 109
 holistic flow of information, 103
 integration of Newtonian mechanics with,110-111
 model of matter, 102-103
 Newtonian physics compared to, 110
 relevance to biology, 99
 spirituality and, 185
 quantum tune-ups, 121
 quarks, 100
- R**
 radioesthesia, 119, 120
 rattlesnake oil cure-all, 138
 receptor "antennas", 83
 receptor-effector proteins, 83-86, 92,148,197
 receptors
 adrenaline-sensing, 136
 identity,188-192
 immune-related, 190
 reductionist model of matter, 102-103
 redundancy of biological systems, 105-106
 redundant signaling pathways, 106
 reflexes, 133, 150
 reflexive perception switches, 129
 Regulatory Proteins, 68
 reincarnation and identity receptors, 192
 "resilient wonders", 180
 "Resonance in Bioenergetics" (McClare),111-112
 respiration pathways, 59
 reverse transcriptase, 68
 RNA, 61, 63, 68, 111
 Roosevelt, President Franklin D., 154
 Ryan, Frank, 43
 Ryle, Gilbert, 125
- S**
 sandwich analogy (cell membranes), 77-80,82,84-85,197
 Sapolsky, Robert M., 200
 scanning technologies, non-invasive, 115
 schizophrenia, 51
 Schonfeld, Janis, 141
 Schultz, Emily A., 160-161
 science
 genome, 14
 spirituality and, 184-185
 suppression by the Church, 62
 Science/Spirit split, 62,186-187
 secret of life, 143
The Secret of Life of the Unborn Child (Vemy),156
 the "self". *see also* conscious mind
 awareness of, 165
 download of, from the environment, 191
 identity receptors and, 192
 self-consciousness, 133-134, 166-170.
 see also conscious mind
 self-emergence, 26
 self-receptorless cells, 189
 self-receptors, 189-190
 self-reflectiveness, 134, 169
 self-sabotaging beliefs, 203
 serotonin, 152
 Share, Lisa J., 200
 sheep, pregnant, 175
 Siegel, Dr. Daniel J., 158
 signal-generated protein movements, 57

Index

- signal molecules
 - distribution of mind throughout human body via, 132
 - of evolved closed cell communities, 130
 - fundamental human, 130
 - released into environment, 129
 - of single-celled organisms, 129
- signal receptors, environmental, 83
- signal transduction, 84
- signal transfer, survival and, 112
- signaling pathways, redundant, 106
- signaling systems
 - chemical, 68-69, 99, 111-112, 131
 - energetic, 111-112
 - specificity of, 106-107
- signals
 - behavior regulating, 132
 - cellular coordinating (mind), 131
 - chemical, 68-69, 99, 111-112, 131
 - chemical communication (emotion), 131-132
 - environmental, 68-69, 128, 146
 - physical, 111-112
 - protein molecule, 57
- silicon semiconductors, 91
- single-celled organisms
 - living in community, 129-130
 - original organisms, 39
 - signal molecules of, 129
- smoking during pregnancy, 175-176
- sodium-potassium ATPase channel protein, 85
- somatic hypermutation, 38
- somatosensory affective disorder, 179-180
- specialized cells, 40, 87-88, 130
- spectral energy, 115
- Spirit Martian rover, 192-193
- Spirit/Science split, 62, 186-188
- spirituality
 - quantum physics and, 185
 - science and, 184-185
- spontaneous remissions (cancer), 127
- SSRI antidepressants, 152
- Stanford University, 200
- Stanford University School of Medicine, 26
- stem cell cloning, 49
- stimulus-response
 - mechanisms of, 127-128, 148
 - perceptions and, 135
- stress, 106
- stress, effects of, 151-153
- stress hormones, effects of, 136, 148-150
- stress stimuli, HPA axis and, 148, 150, 151-152
- strokes, 107, 157
- "struggle for life", 41
- subatomic particles, 100
- subconscious mind
 - of children, 165
 - conscious mind interdependence with, 127-128, 168
 - conscious mind overriding of, 134
 - conscious unawareness of behaviors generated by the, 169
 - control by, during conscious lapses, 169
 - cooperation with conscious mind, 168
 - defined, 165-166
 - effects of conflict with conscious mind, 159
 - environmental stimuli processing by, 166-170
 - function of the, 166
 - information processing, compared to conscious mind, 167, 167-168
 - lack of misperception monitoring in the, 134
 - lack of self-awareness of the, 170
 - limitations programmed into the, 170
 - memory system of the, 134
 - neurological processing abilities of the, 128
 - present time focus of the, 169
 - reflexive nature of actions of, 133
 - reprogramming the, 171, 172
 - speed of the, 166
 - stimulus-response playback nature of the, 134
- success, impediments to, 170
- sugars, complex, 52
- "superconscious" mind, 162
- superweeds, 45
- surgery, placebo effect and, 139
- survival
 - dependence on human learning for, 160-161
 - mechanisms for, 145-154
 - opposing mechanisms of, 146
 - prenatal preparation for, 176-177
 - repression of conscious mind for, 150
 - signal transfer and, 112
- survival imperative, 40
- survival of the fittest, 46, 199
- Survival of the Most Loving, 202
- swimming instinct of infants, 161
- switches, membrane perception, 136
- Sylvia, Claire, 191
- symbiotic relationships, 43-44
- Systems Biology, 44

Szent-Gyorgyi, Albert, 110

T

T (thymine), 60-61

Taylor, Tim, 28

Temin, Howard, 68

theories

evolution, 39-46, 87-88

genetic determinism.

see genetic determinism

Germ Theory, 126

one-gene for one-protein, 62

therapies, energy-based healing,

99-100,114,119-120

thermo-chemical coupling

in molecules, 112

Theta brain waves, 163-165

thinking, effect of HPA axis on, 149, 150

thinking self, 170

Thomas, Jeremy, 46

thymine (T),60-61

tissue culture techniques, 50

tissues and organs, specialized

cell communities of, 130

TMS (transcranial magnetic

stimulation), 120

touch, importance of,179-180

traits (organism), determinants of, 61

transducers, 91

trans generational transmission

of acquired characteristics, 41-43, 157

transport proteins, 84

Tree of Evolution, position of organisms

on the, 160

"truths", acquisition of, 134

U

ubiquitin proteins, 37

unconscious mind. *see* subconscious mind

universal donor tissues, theory of, 190

the Universe

beings made in the image of, 188

nature of, 102

University of Melbourne, 175

University of Pittsburgh School

of Medicine, 175

University of Southampton, England, 175

University of Wisconsin School

of Medicine, 22

US Department of Health and Human

Services, 140

V

vacuoles, 37

Verny, Dr. Thomas, 156,172-173

vibrational energy therapies, 120

victims, gene, 17,27

violence

causes of, 180,201

as a human characteristic, 41, 199-200

viruses, immune system and, 149-150

W

Waddington, C.H., 43

warts, 123

Watson, James, 22,60-61

waveforms as therapeutic agents, 118-119

waves

atomic, 117-118

brain. *see* brain waves

quantum physics, 102

Weinhold, F.,110-111

Weismann, August, 42

Western medicine, 16, 108-109,

112-114,124-125,137

White Light, 194

will power, 171

Williams, Rob, 137,203-205

Wintour, E. Marilyn, 175

womb, influence on child

of life in the, 156-158

Woods, Tiger, 177

wounds, arsenic treatment of, 138

Z

Zolof, 152

Zukov, Gary, 99-100