

Reference Guide about Tarot Layouts

"When we lay out the Tarot in the Spirit of Wisdom, we objectify the subjective, make the invisible visible and provide form for the formless. The Tarot exteriorizes the interior life, it reveals the inner life like disclosing fluid."

Naomi Ozaneic, The Element Tarot Handbook

Table of Contents

=====

1) The Layouts

- 1.1) Action Spread (#5, C2)
- *1.2) Eliphaz Levi Wheel Spread (#5, C3, X)
- 1.3) The Line Spread (#5, C1, L)
- 1.4) Spread of the Elements (#5, C2)
- *1.5) Chakra Spread (#7, C3, X)
- 1.6) Magic Seven Spread (#7, C4)
- 1.7) Soul Dreamers Spread (#7, C4, SX)
- 1.8) Spirits of the Circle Spread (#7, C4)
- 1.9) Split Hexagram Spread (#7, C4)
- 1.10) Four Seasons Spread (#8, C5, S)
- 1.11) Hearth Spread (#8, C2)
- 1.12) Planetary Spread (#8, C3, A)
- 1.13) Amanda's Fan (#9, C3)
- 1.14) Arianrhod Spread (#9, C4, 1year)
- 1.15) Awen Spread (#9, C2, L)
- *1.16) Mandala/Alchemical Spread (#9/13, C3/4)
- 1.17) Spiral Layout (#10, C1)
- 1.18) Tree of Life Spread
 - 1.18.1) Davis' Tree of Life (#10, C5, X)
 - 1.18.2) Doane's Tree of Life (#10, C6, X)
 - 1.18.3) Peach's Tree of Life (#78, C7, X)
 - 1.18.4) Comments and Variations
- *1.19) Trinity Spread (#10, C3, L)
- 1.20) Yes or No Spread (#10, C2, Y)
- 1.21) The Celtic Cross
 - 1.21.1) Waite's Celtic Cross (#11, C4)
 - 1.21.2) Danburg's Celtic Cross (#11, C4)
 - 1.21.3) Peach's Celtic Cross (#11, C4)
 - 1.21.4) Lines within the Reading (C7)
 - 1.21.5) Variations and Comments.
- *1.22) Cup of Relationships Spread (#11, C4, S)
- 1.23) Key Spread (#11, C4)
- 1.24) Four Trines Spread (#12, C5, A)
- +1.25) Twelve Houses Spread (#12, C5, A)
- +1.26) Astrological Spread (#13V, C4, A)
- 1.27) Magic Cross Spread (#13, C3)
 - aka Christian Cross Spread
- 1.28) Planetary Spread (#14, C4, A)
- 1.29) Qabalistic Cross (#14, C3)
- 1.30) Daily Spread (#15, C4, 1day)
- 1.31) Fortune Teller's Spread (#15, C3)
- 1.32) Thoth Spread
 - 1.32.1) Original Thoth Spread (#15, C4)
 - 1.32.2) Peach's Thoth Spread (#16, C4)

- 1.33) Wish Spread (#16, C4, S)
 - 1.34) Grand Source Spread (#21, C6)
 - 1.35) Playing Deck Spread (#21, C3, L)
 - 1.36) Pyramid Spread (#21, C4)
 - 1.37) Romany Spread (#21, C2, L)
 - 1.38) Twenty-One Card Spread (21, C6)
 - 1.39) Sephiroth Spread (#26, C9, A)
 - *1.40) Triangular Spread (#28, C8)
 - 1.41) Magic Mirror Spread (#29, C5, S)
 - 1.42) Spread of Thirty-Six (#36, C4, L)
 - *1.43) Story Spread (#45, C7)
 - 1.44) Solar Spread (#49, C5, LA)
 - 1.45) Life Spread (#50, C9)
 - 1.46) Three Fans (#54/78, C9)
 - 1.47) Ladder Spread (#78, C9)
 - 1.48) The Waite Spreads (#43/78, C9, L)
 - 1.48.1) The Forty-Three Card Layout (#43, C9, L)
 - 1.48.2) The Thirty-Five Card Layout (#35, C5, L)
 - *1.49) Geomancy Spread. (#V, C9, AX)
 - 1.50) Name Layout (#V, C3, L)
 - 1.51) Tetragrammaton Spread (#V, C7, LX)
 - 1.52) Timing Spread (#V, C2, Y)
- 2) Layout Modifiers
- 2.1) Additional Card Modifiers
 - 2.2) Extending the Path
 - 2.3) Rotating the Layout
 - 2.4) Yes/No Answer
 - 2.5) Querent Cards
 - 2.5.1) Personality Traits
 - 2.5.2) Astrology
 - 2.5.3) Physical Traits
 - 2.5.4) Open Deck
 - 2.5.5) Random Selection
 - 2.5.6) No Querent
 - *2.6) Ateration of the Elements
 - *2.7) Multi-line Associations
- 3) Useful Information
- 3.1) Astrological Houses
 - 3.2) Planetary Symbols
 - 3.3) Astrological Symbols
 - 3.4) Divination w/ normal deck of playing cards
 - 3.5) Timing Information
 - *3.6) Astrological House Numbering
 - *3.7) The Four Elements and the Tarot
 - A Lesson in Relationships between Cards
 - 3.7.1) Stage One: Traditional Method
 - 3.7.2) Stage Two: Elemental Rules
 - 3.7.3) Stage Three: Positions
- 4) Rituals of Meditation
- 4.1) Mandalas
 - 4.1.1) Daily Focus Point
 - 4.1.2) Contemplation Ritual
 - 4.1.3) Opening the Door
 - 4.2) Qabalistic Cross of the Tarot Ritual (4)
 - 4.3) Suit and Function Meditation (14)
 - 4.4) Figure of Eight (22)
 - 4.5) Square-Triangle Layout (78)

- 5) Useless Information
 - 5.1) Copyright Notice
 - 5.2) Where to find this document
 - 5.3) Administrativa
 - 5.4) Who am I and how this list got started
 - 5.5) Really Useless Information
 - *5.6) How to Use this Document.
 - 5.6.1) If you are new to tarot....
 - 5.6.2) If you are new to this document....
 - 5.6.3) Supplements and version numbers
 - 5.6.4) Paradigm Spread
 - 5.6.5) Maps and Legends
- 6) References and Thanks
- 7) History of this document

- A - Astrological Spreads.
- L - Line Spreads.
- S - Specific Question Spreads.
- X - Cross Subjects.
- Y - Yes/No Spreads.

+ indicates new information was added to this section since v3.0.1
 * indicates a totally new section in this FAQ since v3.0.1
 - indicates that part or all of this section was removed and/or
 incorporated elsewhere

=====

1) The Layouts

1.1) Action Spread (#5, C2) (Morison)

Layout:



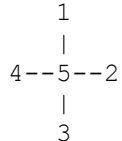
Deal: Numerically as shown

Reading:

- Card 1: The question itself, important aspects of the question.
- Card 2: Past Events.
- Card 3: How the querent has reacted to the matter or character strength which are more relevant to the matter.
- Card 4: Environment
- Card 5: Solution to problem.

1.2) Eliphas Levi Wheel Spread (#5, C3, X) (Guiley)

Layout:



Deal: Numerically as shown

Reading:

- Card 1 - Present situation
- Card 2 - Waning influences. Obstacles already overcome. Changes

which have occurred in the past.

Card 3 - Hidden or unconscious influences

Card 4 - Emerging influences.

Card 5 - Synthesis. Draws together the other four influences.

Comments: The layout is so named because it is based upon the Eliphaz Levi Wheel, a version of which is seen on Trump 10 in the Rider-Waite deck; Levi did not invent this layout. Levi's Wheel assigned letters of the Tetragramaton (Yod, He, Vau, He, respectively) to each of the four positions shown above. Levi's wheel also offers some additional interpretations of the four tarot suits, the four ranks of court cards, and the meaning of the letters T, O, R, and A. For further information, consult some of his works on the subject.

1.3) The Line Spread (#5, C1, L)

Layout:

5 4 3 2 1

Deal: Right to Left

Reading:

Cards 4 and 5 represent the future

Card 3 represents the present

Cards 1 and 2 represent the past

Variation: A simple, and very commonly used, variation of the Five Card Spread works as follows: instead of placing two cards on each side of the present card, place three or four, yielding a seven or nine card spread (or go higher if you wish). The further you get from the center card, the further into the past/future you are looking.

1.4) Spread of the Elements (#5, C2) (Carr-Gomm)

Layout: N

W Q E

S

Deal: Querent, East, South, West, North

Reading: Use to gain insight into aspects of the self which need balancing or development.

Card Q: Querent

East: Intellectual or Mental Life

South: Sensual and/or Instinctual Life

West: Emotional Life

North: Intuitive and/or Spiritual Life

1.5) Chakra Spread (#7, C3, X) (Guiley)

Layout/Deal: Using only the major arcana, deal seven cards upward forming a single vertical line.

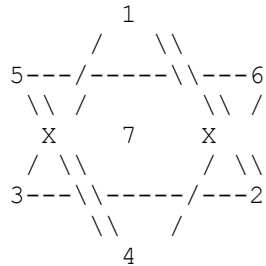
Reading: Each card corresponds to one of the seven chakras of the body. Proper study of the subject would be advised when using this layout and the list below is intended only as a reference guide extracted from Guiley's book. Interpretations of each position may

vary depending upon your learnings.

- Card 1 - Root Chakra. Self-preservation and instincts.
- Card 2 - Sacral Chakra. Sexuality.
- Card 3 - Solar Plexus. Emotions.
- Card 4 - Heart Chakra. Higher consciousness, unconditional love.
- Card 5 - Throat Chakra. Creativity and self expression
- Card 6 - Brow Chakra. Psychic abilities, spiritual enlightenment.
- Card 7 - Crown Chakra. Individual level of conscious evoluion.

1.6) Magic Seven Spread (#7, C4) (Doane)

Layout:



Deal: Numerically as shown above.


Reading:

- Card 1: Past event leading up to the present state
- Card 2: The present state
- Card 3: Immediate future
- Card 4: Suggested Solution, what the querent should do to obtain more control over the current situation
- Card 5: The current environment and/or its affect on the matter
- Card 6: Opposition
- Card 7: Result

Variation 1: Change the following cards (Davis)

- Card 4: Issue to be dealt with
- Card 5 and 6: Opportunity and limitation (these positions flip, use your intuition as to which is which in a given reading)

1.7) Soul Dreamers Spread (#7, C4, SX) (Silbury)



X's are used merely to show relative position of the cards. The cards should be placed such that they create an outward clockwise spiral and should be more circular than the above diagram appears.

Deal: Select card 1 as you would a querent card. Shuffle the deck and deal numerically as shown

Reading: This reading is intended to help one understand a dream's message or meaning.

Card 1 - Key. Choose a card that represents the dream situation or your feelings about the dream.

Card 2 - Dream Situation. Tells something about the dream's events, such as when, where, how, and why.

Card 3 - Energy Within. Primary energy of the dream.

Card 4 - Conscious Meaning. What the dream means to you in 'walking life.'

Card 5 - Subconscious Meaning. What the dream means to you on an inner psychic level.

Card 6 - Serpent Energy. When energy is needed to cause the dream to manifest physically, if you desire, or to solve the dream's dilemma.

Card 7 - Outcome. How the dream will manifest and its effects.

1.8) Spirits of the Circle Spread (#7, C4) (Carr-Gomm)

Layout: 2 7 4

1
5 6 3

Deal: Numerically as shown

Reading:

Card 1: Querent

Card 2: Spirit of the Ancestors - influence of family elders

Card 3: Spirit of the Tribe - influence of culture

Card 4: Spirit of Time

Card 5: Spirit of Place - influence of birthplace and residence

Card 6: Spirit of the Journey - influence of previous lives

Card 7: Awen - gifts/blessings/graces of the gods or nature

1.9) Split Hexagram Spread (#7, C4) (Kraig)

Layout: 1---2

\\ /
3
7
6
/ \\
4---5

Deal: Numerically as shown

Reading:

Cards 1 & 2: Unknown spiritual influences. Card 1 will have a stronger affect than Card 2

Card 3: Spiritual advice for the matter

Card 4: Unconscious desires

Card 5: Conscious desires

Card 6: Practical advice

Card 7: Final outcome if you proceed with matter at this time.

1.10) Four Seasons Spread (#8, C5, S) (Cortese/Reed)

Layout:

```
      3
     4   6
    1     5
     2   8
      7
```

Deal: Numerically as shown.

Reading:

Card 1: Dominant for Spring, symbolizing the conception or initiation of an action or ambition, the planting of the seed, so to speak. The modifier for spring is card 8.

Card 2: Modifier for Card 3.

Card 3: Dominant for Summer, symbolizing the progression of a plan, the way in which an idea will flower. The modifier for summer is card 2.

Card 4: Modifier for Card 5.

Card 5: Dominant for Autumn, symbolizing the resolution of the plan, how events will "wind themselves up." The modifier for autumn is card 4.

Card 6: Modifier for Card 7.

Card 7: Dominant for Winter, symbolizing the period of reflection after an action or plan has been completed, or what the querent may wish to learn from the progression of events. The modifier for winter is card 6.

Card 8: Modifier for Card 1.

Comment 1: "This spread is used to examine motivations for plans or ambitions. The cards are arranged so as to call to mind the progression of the seasons and also the progression of any action or plan through the four stages of conception, progression, resolution, and reflection." - Cortese

Comment 2: Cortese obtained this spread from Ellen Cannon Reed's The Witches Tarot.

1.11) Hearth Spread (#8, C2) (Carr-Gomm)

Layout: 8
 7 1 2
 6 5 3
 4

Deal: Numerically as shown

Reading:

Cards 1 & 2: East - Perceived - way querent perceives the issue

Cards 3 & 4: South - Observed - way others perceive the issue

Cards 5 & 6: West - Desired - way querent wishes issue to be

Cards 7 & 8: North - Potential - way issue could be

Variation: Meanings may vary with individual interpretations of the four directions.

1.14) Arianrhod Spread (#9, C4, 1year) (Carr-Gomm)

Layout: 3
 2 4
 9 1 5
 8 6
 7

Cards 2 - 9 should be arranged in a circular pattern with card 1 in the center. Card 2 represents the NW, Card 3 N, etc.

Deal: Numerically as shown

Reading: Position two represents the beginning of the Druid New Year, also known as Samhuinn, a traditional time when this spread is used. The sequence of eight cards is generally viewed as a one-year cycle, but may be used for other time cycles as well. Lines between cards are seen as if a web connects each card to the center and a circle connects the outside ring. Thus card 3 is related to cards 2 and 4 while cards 3, 1, and 7 will form a line.

1.15) Awen Spread (#9, C2, L) (Carr-Gomm)

Layout: 1 4 7 - Row 1
 2 5 8 - Row 2
 3 6 9 - Row 3
 C1 C2 C3

Deal: Numerically as shown

Reading:

The three columns (C1 - C3) represent the past, present, and future, respectively. In each row, cards are interpreted as follows:

Row 1: Cause, dynamic, impulse, guiding idea, or motive being a situation or event.

Row 2: Effect of first card at the emotional, social, or relationship level.

Row 3: Effect of first card at the physical level of manifestation.

1.16) Mandala/Alchemical Spread (#9/13, C3/4) (Guiley)

Layout:
 10 11
 09
 08 02
 07 01 03
 06 04
 05
 13 12

Deal: Numerically as shown

Reading:

Card 1 - The Self.

Card 2 - Desires.

Card 3 - Dreams. What we want to achieve.

Card 4 - Pursuits. What we actively try to achieve.

Card 5 - Attachments. Pursuits which hold us back from achieving our dreams. For example, many people dream of happiness but

pursuit money thinking it will make them happy. However, it is the worry about money, not the lack of it, which actually prevents happiness.

Card 6 - Qualities. Good aspects about the querent.

Card 7 - Sorrows. Faults of the querent which need improving.

Card 8 - Self-Image. How the querent views him/herself.

Card 9 - Soul's Urge. One's true purpose and destiny.

Card 10 - Earth. Darkness, mystery, and the unknown.

Card 11 - Air. Spiritual illumination and enlightenment.

Card 12 - Fire. Intellect, rational thought, will.

Card 13 - Water. Creativity and emotions.

Variations: Doing the reading with only the first nine cards is called the Mandala Spread. Adding the four elemental cards is the Alchemical spread.

1.17) Spiral Layout (#10, C1) (Biggs)

Layout:

```
      7
     6 8
1   Q5  9
2   4
3
```

5 overlaps Q in the center

Deal: Lay out the cards with Q first and then numerically.

Reading:

Q: The Querent

1: Foundation: What the querent's current situation is built on.

2: Past Actions: Actions that the querent has taken in the past that have contributed to the current situation.

3: Past Emotions: The querent's emotional status in the past

4: Past Outside Influences: Other people's actions/emotions that have affected the querent's situation.

5: Current Position: Where the querent stands now in relationship to the situation.

6: Future Outside Influences: Others actions/emotions that will affect the querent.

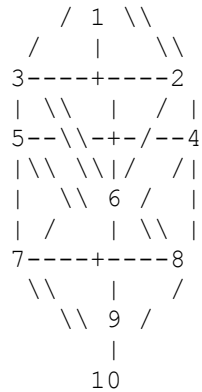
7: Future Emotions: Emotions the querent should watch out for in the future.

8: Future Actions: Actions that the querent may take in the future.

9: Outcome: The foreseen outcome of the situation.

1.18) Tree of Life Spread

Layout:



Deal: Numerically as shown

Readings:

1.18.1) Davis' Tree of Life (#10, C5, X)

10) Present

- 9) Inner guidance, intuition
- 8) Masculine -- intellectual inspiration
- 7) Feminine -- beauty of self, inspiration, passion
- 6) Soul as it should be--mutation & learning experience
- 5) Building the corner-stone of cosmocity within the self
- 4) Testing ground -- things to let go of
- 3) Unmanifest knowledge (fancy talk which means 'secrets')
- 2) Bridge to higher cosmos
- 1) Where your next stage of development will lead you.

1.18.2) Doane's Tree of Life (#10, C6, X)

Cards 3, 5, and 7 make up the Tree of Evil or the unfavorable tree

Cards 2, 4, and 8 make up the Tree of Good or the favorable tree

Remaining cards are outcome cards.

Card 1: Spiritual outcome

Card 2: Influence of Wisdom

Card 3: Influence of Intelligence

Card 4: Influence of Justice (and the quest of it)

Card 5: Influence of Mercy

Card 6: Love of Beauty, Love, and Life

Card 7: Desire for Victory

Card 8: Influence of Splendor

Card 9: Environment

Card 10: Physical Power or Material Outcome

1.18.3) Peach's Tree of Life (#78, C7, X)

After dealing, repeat the deal again and continue to do so until

all 78 cards are used. Select a Querent card for the querent.

Whichever pile the Querent card lies in will tell the main subject of the reading.

Pile 1: Inner Spiritual Quest

Pile 2: Personal Initiative

Pile 3: Sorrows and Burdens

Pile 4: Financial Gains
Pile 5: Enemies and Discords
Pile 6: Glory and Fame
Pile 7: Love
Pile 8: Business and Communications
Pile 9: Mental and Physical Health
Pile 10: Home

1.18.4) Comments and Variations

Comment 1: It is interesting to note that in all three tarot layouts I have seen that the numbers 4 and 5 are swapped although the meanings for those positions do not change. Conversely, in most books I have seen about the Tree of Life the tree is numbered as above. I chose the numbering above because it is more consistent with my studies of the Tree of Life and also because the sequence 2, 4, 8, that it forms on the right hand side of the tree makes more sense from a numerological perspective. Choose whichever ordering suits you best. I have had reports that this can change either the dealing order or the meaning order or both.

Comment 2: Those with a background in Qabalism and/or the Tree of Life may find better meanings and/or other relationships between the cards and will probably be able to use this layout better. Since each position in the tree of life may encompass several meanings, it probably wouldn't hurt to consider all the meanings given above for each position in the tree, for they are all valid interpretations. For those who do not have a great deal of knowledge about the subject, I offer the following meanings for each position on the tree that may help you further, but by no means does this supplement proper study of the subject (Ozanic):

- | | |
|--------------------------|---------------------------|
| 1) Kether - The Crown | 6) Tiphareth - Beauty |
| 2) Chokmah - Wisdom | 7) Hod - Splendor |
| 3) Binah - Understanding | 8) Netzach - Victory |
| 4) Geburah - Severity | 9) Yesod - The Foundation |
| 5) Chesed - Mercy | 10) Malkuth - The Kingdom |

Comment 3: Davis attributes this layout to Ly Warren-Clark.

1.19) Trinity Spread (#10, C3, L) (Guiley)

Layout: 10
 7 8 9 - Future
 1 2 3 - Present
 4 5 6 - Past

Deal: Using only Major Arcana and Court cards only, shuffle and deal numerically as shown.

Reading: Just as each row represents a different time period, each column represents a different force which shapes our life.

Left: Emotions, impulses, inspiration, intuition.

Center: Thoughts. Rational and logical processes.

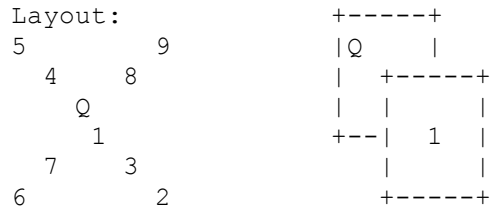
Right: Actions. Tangible manifestations of thoughts and emotions.

Card 10: Integration - forces which may affect the picture revealed by the other nine cards

Variations: Guiley states that only court and major arcana should

be used. A full pack could be used at the readers discretion.

1.20) Yes or No Spread (#10, C2, Y) (Peach)



Card 1 partially overlaps, but does not cross, the Querent as shown

Deal: Numerically as shown

Reading:

Card 1 - Called the 'answering card'. If upright, the answer to the question was yes; if reversed, no. Also the outcome card for the reading.

Cards 2 & 3 - 'Helpful' Influences. Reasons the outcome will occur.

Cards 4 & 5 - Querent's thoughts regarding the matter

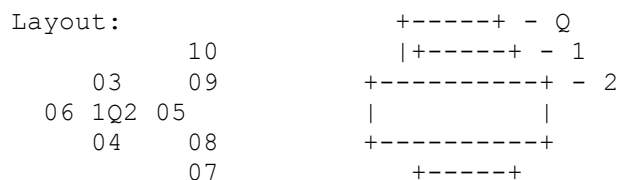
Cards 6 & 7 - 'Adverse' Influence. Things that are working against the outcome

Card 8 & 9 - Querent's feelings regarding the matter

Comment 1: Peach suggests the cards be read in the following order:
1, 2&3, 6&7, 4&5, 8&9

Comment 2: Note that 'helpful' and 'adverse' influences are always with respect to the outcome shown in card 1. Thus if the answer comes up no, cards 2 & 3 will be aiding that outcome and not necessarily aiding the querent.

1.21) The Celtic Cross



Note that card 1 is placed directly on top of, and therefore concealing, the Querent card. Also note that card 2 is placed across (or perpendicular) and on top of card 1, as the diagram on the right not-so-vidently demonstrates.

All comments in the 'Reading' sections will refer to this diagram. Ignore alterations in the dealing pattern when cross referencing with this diagram.

1.21.1) Waite's Celtic Cross (#11, C4)

Deal: Numerically as shown.

Reading:

Card 1 - Influences, atmosphere.

Card 2 - Obstacles

Card 3 - Often called the crowning card. May have one or more of several meanings:

3a - Highest state the querent can achieve in the matter

3b - Highest perception the querent has in the matter

3c - What the querent wishes to achieve

Card 4 - Often called the base card. It represents foundations or possessions of the querent. Events that have already passed.

Card 5 - Past

Card 6 - Future Influences

Card 7 - Attitude or position in the matter

Card 8 - House, Environment

Card 9 - Hopes or Fears

Card 10 - Future Events

1.21.2) Danburg's Celtic Cross (#11, C4)

Deal: Reverse Cards 3 and 4. Reverse Cards 5 and 6.

Reading:

(These are all lifted from the alt.tarot FAQ)

1. Where the querent is at the time of the reading.
2. What holds the querent where they are.
3. How the querent has been thinking about the question.
4. Base of the question - why it is being asked.
5. Near future
6. Recent past
7. What the querent has to bring to the situation.
8. What the situation has to offer the querent.
9. Querent's innermost hopes and/or fears.
10. Final outcome of the situation, unless deliberately changed.

1.21.3) Peach's Celtic Cross (#11, C4)

Deal: Card 3 is in the top position. Card 4, left. Card 5, down.
Card 6, right.

Reading:

Card 1 - What is on the Querent's mind.

Card 2 - Obstacles

Card 3 - Past

Card 4 - Immediate future

Card 5 - Far future

Card 6 - Present

Cards 7-10 - Same as Waite.

1.21.4) Lines within the Reading (C7)

This section is taken from memory, out of a book. Unfortunately, I can't remember where I originally saw it (sorry). If you use the Waite method, there are four lines, or associations of cards, that exist in this layout. Similar lines may be constructed from the other Celtic Cross layouts shown here.

Cards 5, 1, 2, 6; Time: This sequence follows an obvious pattern from past to present to future

Cards 10, 3, 6; Future: These three cards all essentially project into the future. Sharing information between these cards can yield more specific details

Cards 7, 8, 4, 6; Influences: Cards 7, 8, and 4 all represent things which influence the querent with respect to the question. It is through the combination of these influences that the outcome shown in card 6 may be achieved or avoided.

Cards 4, Q, 2, 3: I have not seen a good qualifier to describe the relationship between these cards, but it generally goes like this: The querent would like to achieve (or can achieve) what is depicted in card 3, but certain influences (card 2) prevent him/her from doing so. However, the querent does have the proper resources (card 4) to overcome the obstacle. This line can vary depending upon which interpretation you use for card 4.

1.21.5) Variations and Comments.

Variation 1: Sometimes cards 7 thru 10 are placed on the other end (the left side) of the cross. Again, this could alter the interpretations of the groupings stated in 1.21.4.

Variation 2: I have seen the Celtic Cross done locally (& it seems to be a local variant) with 3 cards allotted to each position in the "pillar" to the side of the central cross (i.e. positions 7 - 10). This means that there are 12 cards to work with, as opposed to the usual 4; it can be quite useful. (Smith)

Comment: I have seen a few different (and occasionally contradicting) methods of determining whether the obstacle card (card 2) is upright or reversed. Use your own discretion.

1.22) Cup of Relationships Spread (#11, C4, S) (Sagie)

Layout:

```

          09
    07          08
      05          06
          03 (04)
          02
      Q1 01 Q2
```

Card 4 cross card three as in a celtic cross

Deal: S1, S2, then numerically.

Reading: Read cards in order, as above.

- Q1 Significator 1
- Q2 Significator 2
- 1. The Foundation of the Relationship
- 2. Recent Past
- 3. Current State of the Relationship
- 4. Obstacles they both face
- 5. Views of #1 regarding the relationship
- 6. Views of #2 regarding the relationship
- 7. Expectations of #1 regarding the rel.
- 8. Expectations of #2 regarding the rel.

9. Best Outcome

Variations: Sagie recommends using additional modifiers on card 9 if the outcome is unclear. (See section 2.1).

1.23) Key Spread (#11, C4) (Efran)

Layout:

```
  2 4 6
1   8 9 10
  3 5 7   11
```

Row 2-4-6 and Row 3-5-7 should touch creating a stagger.

Deal: Numerically as shown

Reading:

Card 1: Querent & position in relation to your question/situation.

Cards 2 - 7: These cards are arranged into 3 pairs (2 & 3, 4 & 5, 6 & 7). Each pair represents a conflict between two opposing influences, factors, people, opinions, etc. The interpretation will depend on the question, but the conflicts tend to be problems or obstacles the querent faces. You may want to choose one option in a pair over the other, or attempt to reconcile the two, or simply recognize that a conflict exists.

Card 8: Past

Card 9: Present

Card 10: Future -- where things are headed. This could be the future if no action is taken, or the desired future, or the future if some specific action is taken. You could try adding a card between 9 and 10 to represent the action or decision that will lead to card 10's future, or have several 'future' cards for various possible outcomes (two would be reasonable). If you are comfortable with a single card 'prediction' of the future, the layout is probably ok as is.

Card 11 (Optional): A summary of the reading, or a final comment on the situation, or advice, or a clarification of cards 8-10 if they are unclear. I don't always use this card -- I have found that it generally doesn't clarify things much. (See card 10 for other things to put here instead.) I feel that there should be a card here, because then the layout is shaped roughly like a key (hence the name), which in my opinion looks cool. I suspect the layout would look unbalanced without a card here. [ed. note: 'I' refers to Efran who made the layout]

Comment 1: "Here's the Tarot layout I use, one I invented (as far as I know). I developed the basics of the layout very soon after I became interested in the Tarot (I didn't think much of the standard ones), but I'm still working on it. It's not meant to be primarily predictive. Instead, it's intended to help the querent examine their question in a new light. (For this reason, it's a reasonable layout for self-readings, if you do them.) There are predictive elements, but I tend to use them rather broadly." - Efran

Comment 2: Since this is an ad hoc layout made by a beginner (at

least a beginner at the time) there is obviously a lot of flexibility and room to play with. With a good interpretation for card 11 and maybe by extending the line (section 2.2) this could become interesting.

1.24) Four Trines Spread (#12, C5, A) (Doane)

Layout: Twelve cards are displayed in a CIRCLE. In clockwise order, starting at the left (nine o'clock) this is the numbering of the cards: 1, 5, 9, 2, 6, 10, 3, 7, 11, 4, 8, 12.

09	02	06
05		10
01		03
12		07
08	04	11

Deal: Numerically as shown.

Reading: As the name suggests, there are four sets of three cards (trines) that work in conjunction with another.

Trine of Life (1, 6, 11):

Card 1: Personal life: health

Card 6: Mental life: travel

Card 11: Life of Posterity: children, love affairs, pleasure, speculation

Trine of Power (2, 7, 12):

Card 2: Honor and authority: business, reputation

Card 7: Environment: illness, work

Card 12: Wealth

Social Trine (3, 8, 9):

Card 3: Partners: marital, enemies

Card 8: Kin and thought: siblings, intellectual matters

Card 9: Associates: friends

Trine of Secrets:

Card 4: Things concealed in the environment

Card 10: Money: debts, taxes, inheritance

Card 5: Afflictions: enemies, failures, obstacles

Variation 1: I have seen a variation with a querent card placed in the center of the layout. (Jones)

Comment 1: Doane indicated that this layout was influenced by astrology, although its relation to astrology is not immediately apparent.

Comment 2: For card numbering information, see section 3.6.

1.25) Twelve Houses Spread (#12, C4, A) (Doane)

Layout: Numbering is the same as the Four Trines Spread but uses a diamond formation instead of a circle

```
    02 06
  09      10
05          03
01          07
  12      11
    08 04
```

Deal: Numerically as shown

Reading: Even though the deal uses the awkward scheme shown above, the cards are read by what house they are in astrologically. House one is in the same position as card 1, but house numbers increment by one going in a counter-clockwise direction. Thus, House two is in position 12, house three in position 8, and so on.

Variation: I have seen a variation with a querent card placed in the center of the layout. (Jones)

Comment: For card numbering information, see section 3.6.

1.26) Astrological Spread (#13V, C4, A) (Peach)

Layout:

Cards are arranged in a circle and point outward from the Querent

```
    11    09
  12    10    08
01      Q    07
  02    04    06
    03    05
```

Deal: Numerically as shown. The reader may, before the reading, continue to redeal the deck in the same order (minus the Querent position) and thus putting two cards into each slot and providing more information regarding that aspect of the persons life. Peach suggests dealing up to four or more into each slot. Also, cards may be dealt in blocks of four (or five or whatever) into each position instead of repeating the deal four times.

Reading:

Card 1: Aries	Card 2: Taurus
Card 3: Gemini	Card 4: Cancer
Card 5: Leo	Card 6: Virgo
Card 7: Libra	Card 8: Scorpio
Card 9: Sagittarius	Card 10: Capricorn
Card 11: Aquarius	Card 12: Pisces

1.27) Magic Cross Spread (#13, C3) (Doane)
aka Christian Cross Spread

Layout:

```
      06
      07
01 02 03 04 05
      08
      09
      10
      11
      12
      13
```

Deal: Numerically as shown

Reading:

Left Branch: The past

Card 3: The present

Lower Branch: The future

Right Branch: Obstacles

Upper Branch: Hopes, Wishes, and Dreams.

1.28) Planetary Spread (#14, C4, A) (Davis)

```
      14
12      13
      10 09 11
08      07
      05 04 06
      02      03
      01
```

Each row shown has the height of half a card length, thus the cards look staggered.

Deal: Numerically as shown

Reading:

- | | |
|---|----------------------|
| 1. Earth | 2. Moon |
| 3. Sun | 4. Mercury |
| 5. Venus | 6. Mars |
| 7. Jupiter | 8. Saturn |
| 9. Uranus | 10. Neptune |
| 11. Pluto | 12 & 13. Environment |
| 14. Divine Light...advice from Higher Power | |

1.29) Qabalistic Cross (#14, C3) (Peach)

Layout:

```
      08
      09
      10
01 02 03 04 05 06 07
      11
      12
      13
```

Deal: Numerically as shown

Reading:

It is suggested that the cards in this spread be read in the order shown below

Card 4 - Querent's state of mind

Cards 13, 12, 11 - Past, with 13 being the farthest back in time

Cards 1, 2, 3 - Present

Cards 10, 9, 8 - Future, with 8 being farthest in time

Cards 5, 6, 7 - Feelings of others involved in the matter

1.30) Daily Spread (#15, C4, 1day) (Peach)

Layout

```

M           8           D
           9
          10
1  2  3  4  5  6  7
           11
           12
           13
```

M - Month Card D - Day Card

Deal: First, remove the month and day card indicated in the table below and place them in the positions shown above. Shuffle and cut as normal, then deal numerically as shown.

Month	Card	Day	Card
Aries	Emperor	Sunday	Sun
Taurus	Hierophant	Monday	High Priestess
Gemini	Lovers	Tuesday	Tower
Cancer	Chariot	Wednesday	Magician
Leo	Strength	Thursday	Wheel
Virgo	Hermit	Friday	Empress
Scorpio	Death	Saturday	World
Sagittarius	Temperance		
Capricorn	Devil		
Aquarius	Star		
Pisces	Moon		

Reading:

It is suggested that cards be read in the order presented below.

Cards 11-13: Events leading up to the day in question. Start with card 13 and work toward 11.

Cards 1 - 3: Morning Events, start with card 1

Cards 5 - 7: Afternoon Events, start with 7

Cards 8 -10: Evening Events, start with 8

Card 4: Outcome of any special projects of the day and/or how the day will go overall.

Comment: "This spread is particularly useful for answering specific questions about settled future events -- like parties, for instance, or job interviews. It is not particularly useful as a daily device to be used everyday before leaving the house, and it should not be used in that way" - Peach

1.31) Fortune Teller's Spread (#15, C3) (Morison)

Layout:

05 04 06
14 13 15 02 01 03 11 10 12
08 07 09

Deal: Numerically as shown

Reading:

Cards 1- 3) To You: Outcome
Cards 4- 6) At head: Querent's Thoughts
Cards 7- 9) At feet: Things you control, possible choices
Cards 10-12) By side: Things which give you strength
Cards 13-15) Surprise: Things not known to querent or overlooked

1.32) Thoth Spread

Layout:

13 09 05 04 08 12
02 01 03
14 10 06 07 11 15

Deal: Numerically as shown

1.32.1) Original Thoth Spread (#15, C4)

Reading:

Cards 2,1,3: Nature of querent and question
Cards 13,9,5: First Possible outcome
Cards 4,8,12: Second Possible outcome
Cards 14,10,6: "Psychological commentary" on the whole spread
Cards 7,11,15: Factors beyond the control of the querent.

Comment: This is called the Thoth Spread as it is the spread that comes with the Thoth deck.

1.32.2) Peach's Thoth Spread (#16, C4)

Deal: Use the same deal, but add a Querent card underneath card 1.

Reading:

It is suggested that the cards be read order described below
Card 1: Querent's primary concern
Cards 2, 3: Further depth into problem and/or Querent's character
Cards 14,10,6: Background, how the querent came into the situation
Cards 7,11,15: Activities of other people in the situation
Cards 4,8,12: How the problem will progress, harmonize w. 7,11,15.
Cards 13,9,5: Possible alternative actions

If two cards in set 7,11,15 are Major Arcana then the progression given in set 4,8,12 cannot be changed, otherwise the querent has the power to alter the situation via events in set 13,9,5. If two Major Arcana appear, set 13,9,5 indicate either how a bad outcome can be lessened or how a good outcome may be assisted.

1.33) Wish Spread (#16, C4, S) (Doane)

Layout:

6 5 4
3 2 1 Q 9 8 7
15 14 13
12 11 10

Q - Querent card

Deal: Select a card to represent the querent.
Shuffle and cut deck. Deal numerically as shown.

Reading:

It is suggested that this reading be used if the querent has a specific wish that s/he would like to happen, hence the name.

Each group of three cards has its own significance

Group 1: Environment

Group 4: Description of querent's wish

Group 7: Opposition

Group 10: Factors that will enter into this matter

Group 13: Realizations of the querent (usually in the future)

The nine of cups is often called the wish card. If this card should turn up anywhere in the reading, except in group 7, this would be a strong indication that some part or all of the querent's wish will come true. The closer it appears in the above numeric sequence, the sooner the wish will be realized. If the nine of cups appears in group 7, this is an indication that the wish will probably not come true; the other two cards in the group will yield the cause. If the nine of cups does not appear, this should not be taken as an indication of either fate, although other cards in the reading may confirm or deny the wish.

Alternate Reading (Morison):

The following alternate reading was sent to me, but this interpretation does not necessarily need to be associated with a wish as above.

Group 1: Present, General Situation

Group 4: Resent Past

Group 7: Actions that can be taken by Querent. Personality traits which may be used to querent's advantage.

Group 10: Uncontrollable aspects of the situation. May be aspects/opinions of others. May describe a new situation.

Group 13: Final Outcome

Card 16 (Querent in original): Optional Card, add it if the reading is confusing.

1.34) Grand Source Spread (#21, C6) (Cortese)

Layout:

01	02	03	08	10	12	15	16	17
Q	07		14					
04	05	06	09	11	13	18	19	20

Deal: Numerically as shown

Reading:

Card Q: Querent

Cards 1, 2, 3: Inner influences at work, the motivations of the

querent, or what the querent wishes to learn.

Cards 4, 5, 6: Outer influences, or the influences from people or things outside of the querent that may have caused the querent to ask their question.

Card 7: Initiation of the action, the seed that will grow, or the question that will be answered.

Cards 8, 10, 12: Three stages of the action or answering of the question under examination, and they are modified respectively by cards 9, 11, and 13.

Card 8: beginnings. The initial stages of the actions.

Card 9: modifies card 8. It may give a hazy picture of the outcome that the querent has in mind, or it may simply be a further examination of the beginnings of the action under consideration.

Card 10: Progress. The way that the outcome is achieved.

Card 11: modifies 10 in the same way card 9 does card 8.

Card 12: possible changes in plan, or resolution. This card may serve to examine any ways that the querent will have to change course in midstream.

Card 13: modifies 12 like card 9 does card 8.

Card 14: Outcome of the process outlined in cards 8 - 13.

Cards 15, 16, 17: Possible effects of the resolution on the querent

Cards 18, 19, 20: Possible effects of the resolution on things other than the querent or on the querent's relationship to the world around him/her.

Comment: "This is a good general-use spread for giving an overall picture of the resolution to a problem in the past or future. It affords an opportunity to examine inner and outer influences before an action is taken, the inception or motivation of the action, the progression of the action, the resolution, and what inner and outer effects this will have. It may also act to highlight the process by which a question uppermost in the querent's mind may be answered, though it may not give the answer." - Cortese

1.35) Playing Deck Spread (#21, C3, L) (Vienneau)

Layout:

01 02 03
04 05 06
07 08 09
10 11 12
13 14 15
16 17 18
19 20 21

Deal: Shuffle the pack choose a Querent card. Cut the pack into three decks, one each to signify the past (left), present (middle), and future (right). Have the Querent pick one pack. Indicate which deck is which please!

Reading:

Row 1: Situation, State of mind
Row 2: Family, Relationships
Row 3: Hopes, Wishes, and Dreams
Row 4: Long-term expectations
Row 5: Unexpected events
Row 6: Immediate Developments

Row 7: Long-term results

Comment 1: Although it suggested to choose a Querent card, there is no mention of its location in the layout. Also, no directions are given if the chosen deck is cut too short. Use your own discretion.

Comment 2: This is called the 'Playing Deck' spread because this is the layout which Vienneau included in his post about fortune telling with a regular deck of playing cards. (See Section 7.1)

1.36) Pyramid Spread (#21, C4) (Doane)

Layout:

```

                21
              20 19
            18 17 16 15
          14 13 12 11 10 09
        08 07 06 05 04 03 02 01
```

Deal: Face Down, Right to Left, Bottom upward

Reading:

Cards 5, 9, 13, 17, and 21 are referred to as key cards

Cards are divided into five sequences as follows:

Sequence 1 - cards 1 - 5

Sequence 2 - cards 5 - 9

Sequence 3 - cards 9 - 13

Sequence 4 - cards 13 - 17

Sequence 5 - cards 17 - 21

It is important to note that each key card is not only the final card in a sequence of five, but also the first card in the next series of five. Thus 9 ends the second sequences and also starts the third. The four cards to the right of a key card represent the events previous to the time or event that the key card signifies. Key cards always represent significant events; if a card of the Major Arcana appears in a key location, it may mean that event is of great significance. This is a list of the suggested time intervals each key card represents.

Key 1 - Present

Key 2 - Immediate Future

Key 3 - Intermediate Turn of Events

Key 4 - Distant Future

Key 5 - End of the Matter

Comment 1: The design of the layout lends itself to being read from the apex down the sides, i.e. 21, 19, 15, 9 and 1. Ditto on the left. It may sometimes be split down the middle IF the two halves conveniently fall into 2 distinct "stories" or messages - this happens surprisingly often. I think this spread is quite sophisticated, and can be used for in-depth readings. (Smith)

Comment 2: Note that the time intervals given here are a guideline. First, in the example reading given to me for this layout and due to the nature of the question, key 4 was more appropriately labeled the present and keys 1, 2, and 3 were in the past. Secondly, if the matter is to be resolved in a short period of time, the term 'Distant Future' would only be distant with

respect to the matter, but not necessarily distant with respect to this persons life or our time frame.

1.37) Romany Spread (#21, C2, L) (Doane/Peach)

Layout:

21	20	19	18	17	16	15	- Future
14	13	12	11	10	09	08	- Present
07	06	05	04	03	02	01	- Past

Deal: Right to Left, Bottom upwards as numbered above. Another deal proceeds left to right, top down, opposite as above and also changing the order of past/present/future.

Reading: Each row represents events or influences for the time period indicated. Adjacent card in the same row modify one another. Ordering of cards in a row are not necessarily significant.

Variation: One variation of this reading is that the middle card of each row (18, 11, and 04) should represent the most significant event of the time period shown. This makes cards farther out on the edges of the row (21, 15, 14, etc.) less significant. (Doane)

1.38) Twenty-One Card Spread (21, C6) (Morison)

Layout:

		19		
18	11		12	20
		4		
10	3		5	13
		1		
9	2		6	14
		7		
17	8		15	21
		16		

Deal: Numerically as shown

Reading:

Card 1: The Significator

Card 2: The immediate past

Card 3: An important factor in the present. Inobvious.

Card 4: Seeker state of mind

Card 5: Most likely immediate future

Card 6: An important factor in the present. Very obvious

Card 7: Seeker gut feelings.

Card 8 & 9: Influences in the past that affected #2

Card 10 & 11: Current influences affecting #3. Inobvious.

Card 12 & 13: Possible future influences, affecting #5

Card 14 & 15: Obvious current influences, affecting #6

Card 16: Seeker physical situation. Possible health or life status

Card 17: The root of the matter in the past

Card 18: A current matter. It may be hidden or unknown and overlooked, or it may represent assumptions, possibly incorrect.

Card 19: Seeker spiritual will. This may conflict with or illuminate the Seeker's consciouse desires.

Card 20: A likely future event.

Card 21: What the Seeker must think about

1.39) Sephiroth Spread (#26, C9, A) (Doane)

To do this spread, remove all 22 major arcana and the Ace of each suit. These are the only 26 cards used in the reading.

Layout:

```
Row 1:           03 18      04 17
Row 2:                   M C
Row 3:      02 19      |      05 16
Row 4:    20          |          06
Row 5:           ASC --+-- DES           22 21
Row 6:    01          |          15
Row 7:      11 10      |      14 07
Row 8:                   N C
Row 9:           12 09      13 08
```

Row 2 begins at the same height where row 1 ends.

Row 3 begins at the midpoint of Row 2

Row 5 begins where Row 3 ends

Row 7 begins where Row 5 ends

Rows 4 and 6 lie at the midpoints of Rows 3, 5, and 7

Rows 8 and 9 are symmetrical to rows 1 and 2

Cards are paired if their sum equals 21 (i.e. 3 and 18 are paired)

Paired cards should be adjacent to each other.

Pair 3/18 should meet at the same vertical line which divides the card ASC in half. Follow symmetry. Each pair is called a 'throne'. The throne number is the same as the lowest number of the pair. (i.e. 3/18 make up the third throne)

Pair 22/21 is called the Staff

Note that ASC, DES, NC, and MC each denote only one card.

Deal:

The four Aces must go in the ASC, DES, NC, and MC position.

Shuffle the four aces. Place the first Ace in the position marked ASC and continue in a clockwise direction. (Humorous note: the Doane/Keyes book says to shuffle and three-cut these cards as you would the regular deck. Is there actually anybody out there who has ever bothered three-cutting a four card deck?)

The Major Arcana go in the remaining 22 locations. Shuffle the Arcana and deal as shown numerically in the above diagram.

Reading:

The four aces represent the Astral Kingdoms and relate to the four angles of the horoscope. Astrologically ASC represents ascendance or first house and pertains to life. MC stand for Midheaven or tenth house and pertains to honor or business. DES stands for descendance or seventh house and pertains to love or war. NC stands for Nadir or fourth house and relates to secrets or outcomes. You should start your reading based on which kingdom most closely relates to the question your querent has asked. (ie if the querent asks about marriage, start the reading in the descending house)

The following is a suggested list of how to interpret each Ace in each location:

Ace	Ascendence	Midheaven	Descendence	Nadir
Pentacle	Strength Vigor Vitality	Favorable but req. effort	Great Strength	unfortunate outcome
Wands	Favorable Work or Responsibility	Great Power	Difficulty caused by Difference	struggle or small return
Cups	Pleasures may deplete vitality	Pleasure may ruin honor	Joy and Happiness	pleasant result
Swords	sickness/death	failure	disputes	favorable outcome

Note that Asc and Des have three thrones while Mid and Nadir have only two. When reading the Asc or Des thrones, the center throne (1 or 6) will indicate the most important factor of that throne.

Determine which kingdom is most appropriate to the Question. Cards in the thrones of this kingdom indicate what conditions caused the outcome suggested by whichever Ace appearing in that kingdom. The kingdom opposite the Question is the opposition. It thrones detail what opposes the querent. The kingdom immediately clockwise the Question represent the events which will lead to the conclusion. The kingdom counterclockwise to the Question yields the outcome of the matter. Its thrones give more specific detail of that end.

If the whole reading or any part of it seem contradicting, the staff will reveal why the answer was unclear.

1.40) Triangular Spread (#28, C8) (Blackburn)

Layout:

```

      01
     02 03
    04 05 06
   07 08 09 10
  11 12 13 14 15
 17 18 19 20 21 22
23 24 25 26 27 28 29

```

Cards are dealt in pyramid shape touching each other.

Deal: No dealing order is specified. Some type of top down scheme would be consistent with the interpretation given below.

Reading: The layout shows the possible progresses into the future from the present situation (card 01) to the final out come (row 7). It is most often used to plot a genreal fortune form derived from one element of the present specified by card 01 to the end of life. Each level goes a little farther down the path of life, and splits into greater complexity and/or diversity of possibilities.

1.41) Magic Mirror Spread (#29, C5, S) (Davis)

Layout:

	09 04 14	
23 19 27	Earth	20 16 24
Transformation		Inspiration
08 03 13	10 05 15	06 01 11
Water	Essence	Air
22 18 26		21 17 25
Sacrifice		Integration
	07 02 12	
	Fire	

28 and 29 are Magic Cards

Deal: Numerically as shown

Reading:

In each group of three cards, the middle card is the key card. The other two cards are used for additional insight. Suggested order of reading is Air, Fire, Water, Earth, Essence, and then "the four gates which are linked to the four Wiccan Sabbats".

Comment 1: "This reading's only purpose is to examine oneself. I only do this at Samhain because of the intensity. One could do this reading with another person, but the process would have to be one of giving the person ideas as to what the cards might mean and letting her figure out how this fits into his/her life. This would probably take even longer than usual. :-)" (Davis)

1.42) Spread of Thirty-Six (#36, C4, L) (Doane)

Layout: six rows of six

36	35	34	33	32	31
30	29	28	27	26	25
24	23	22	21	20	19
18	17	16	15	14	13 - Future
12	11	10	09	08	07 - Present
06	05	04	03	02	01 - Past

Deal: Left to Right, Bottom up

Reading:

The first three rows should be read from right to left, bottom up. Each of these rows are associated with their own time interval as shown above. Cards whose sum total 37 are related. Card 36 should be used to either modify, clarify, or gain more information about the details of card 1. Similarly, card 35 modifies card 2, etc..

1.43) Story Spread (#45, C7) (Aldridge)

Layout:

```
    01          04
02   03      05   06

    07          10
08   09      11   12

        13
    14   15
```

Deal: No dealing order is specified.

Reading:

Cards are grouped together in triples as indicated above. The middle card of each group, called the prime card, is the most significant and should be read first. The other two cards are story cards and should elaborate further upon the prime card. Each triple deals with a different subject as follows:

01 - 03: Home and Family Life
04 - 06: Job and Purpose in Life
07 - 09: Finances and Physical Security
10 - 12: Health
13 - 15: Relationships and Emotions.

The layout should be done three times, once each for past, present, and future. Shuffle and redeal for each time period.

Comments/Variations: Aldridge recommends that in the past spread, the first number card should indicate how many years distant the reading will go. The future spread should be interpreted as being two years forward in time. The reader can change this to their personal preference.

1.44) Solar Spread (#49, C5, LA) (Doane)

Layout: Seven rows of seven

```
49 48 47 46 45 44 43 -- Saturn
42 41 40 39 38 37 36 -- Jupiter
35 34 33 32 31 30 29 -- Mars
28 27 26 25 24 23 22 -- Sun
21 20 19 18 17 16 15 -- Venus
14 13 12 11 10 09 08 -- Mercury
07 06 05 04 03 02 01 -- Moon
```

Deal: Right to Left, Bottom up.

Reading:

In each row, the middle card (4, 11, 18, 25, etc) represents present conditions or influences. The three cards to the right represent the past; the three to the left, the future. Each row will relate to either a certain aspect of life or certain people (or perhaps both)

1.45) Life Spread (#50, C9) (Doane)

Layout:

```
15 16 17 18 19 20 21 22
14          37          23
13          36 38          24
12          /-----\          25
11      35 | 50 | 39          26
10 34      \-41-/          40 27
09 33 32      31      30 29 28
08 07 06 05 04 03 02 01
```

The book which I am getting this out of shows one diagram for the layout but then shows an actual layout with cards in a different order. I will attempt to describe both.

Diagram: Cards 34 - 40 form a pyramid starting at the at the places shown by cards 34 and 40 and peak at card 37. Cards 41-49 are placed in a circle surrounding card 50. Card 41 is in the correct position; others follow clockwise.

Layout: Cards 34, 43, 42, 41, 49, 48, and 40 are all placed in a row. Card 41 is the lowest and the cards to the side are raised very slightly, each card going up the further out you proceed forming a very broad V shape. Cards 35, 44, 50, 47, and 39 follow a similar pattern but are not packed in as closely together and raise up making a steeper V. Cards 45 and 46 lie above cards 44, 50, and 47 and about halfway up cards 35 and 39; they are centered in their row. Cards 36 and 38 lie to the sides of cards 35 and 39 but are one row up. Essentially it looks more like a series of cascading arches more than it does a pyramid and a circle. Experiment with both of these for awhile and try to find something that works. It would be difficult to show this with only text graphics.

Suggested Deal: Numerically as shown

Reading:

As the name suggests, this should be used for a general life reading; a specific question is not required or suggested but may be used to focus on one area of the querent's life.

Cards 1 - 28, the material square: These cards represent activities on the physical plane. These cards reflect only physical events and conditions; spiritual interpretations should rarely be considered. Interpretations should be directed toward the physical body, possessions, people, and the like.

Cards 29 - 40, the mental trine: These cards represent events in the mental plane. Consider those interpretations dealing with intellectual pursuits and attainment of knowledge.


Cards 41 - 49, the spiritual circle: These cards represent activities on a spiritual level. Consider interpretations that relate to spiritual changes and goals.

Card 50, dominant life factor: This card represents the most

important event that occurs and affects all three planes. This card will show the most dominant influence shaping the life of the querent.

1.46) Three Fans (#54/78, C9) (Peach)

Layout:



This should look more like 3 fans than it does the above layout. Also, cards should all point outward from a central point.

Deal: Shuffle the deck and deal into three piles. Take the middle pile and set it aside as Pile A. Take the remaining two piles and shuffle them. Again, deal into three piles. You should have one extra card, set it aside. Take out the middle pile and set it aside as Pile B. Take the remaining two piles and extra card, shuffle and deal into three piles again. You should have two extra cards, set them aside. Pull out the middle pile as Pile C. Take the extra cards and extra piles and set them aside as Pile D. Deal Piles A, B, and C into the three arches shown above.

Reading:

- Pile A - Querent psychological condition in present & near future.
- Pile B - Querent's work or occupation and his/her thoughts of it.
- Pile C - Q's material condition regarding home, health, & finance.

If the Querent's significator card is not in the above three fans, take Pile D and deal it out in a similar fan as the other three. This fan may answer a specific question not answered by the fans.

Comment: Peach recommends this as a six month reading to use when the querent has no specific question to ask.

1.47) Ladder Spread (#78, C9) (Peach)

Layout:

```

      77
     75 76
    74 73 72
   68 69 70 71
  67 66 65 64 63
 57 58 59 60 61 62
56 55 54 53 52 51 50 *
42 43 44 45 46 47 48 49
41 40 39 38 37 36 35 34 33
23 24 25 26 27 28 29 30 31 32
22 21 20 19 18 17 16 15 14 13 12
Q 01 02 03 04 05 06 07 08 09 10 11
```

* - see variation below

Deal: Choosing a Querent card; note which direction s/he faces.
If the card faces to the right, place it in the lower left corner
and deal as shown. If the card faces left, place it in the lower
right corner and deal each row in the opposite direction shown.

Reading: Five timing cards should appear somewhere in the spread.
These will be the only method by which the reader can judge past,
present, and future. Clear your mind and try not focus on a 'story
line', the main idea with this
}