

LESSON SEVEN

MONEY AND LOVE RITUALS

CONTENTS

INTRODUCTION

SIMPLE RITUALS FOR LOVE AND MONEY

PROTECTION OF LOVE AND MONEY

THE INCENSE FACTOR

A RITUAL FOR SEX

A RITUAL FOR MONEY

ENHANCE THE ROMANCE IN YOUR RELATIONSHIP

CANDLE PROXIMITY

PROTECTION OF LOVE

HOW TO DEAL WITH AN UNWANTED LOVER

TO BRING BACK A LOST LOVE

HE/SHE WON'T MARRY ME

SPELLS TO CONTROL INFIDELITY

RITUAL OF ATTRACTION

THE PROBLEM WITH LOVE AND MONEY

MAGICK AND SEX

HERBAL CONSIDERATIONS

USING THE CORRECT CANDLES

ASTRAL AND ASTROLOGICAL RITUALS

INTRODUCTION

Magick will help you in life no matter your background, but you need to understand that, if you have been poor all your life for one reason or another, you will not change this totally around with magick only. Magick *ENHANCES* your life, it will not create something out of nothing. If you *want wealth*, you must do a wealth ritual, but you also need to look for *NEW* ways of making money too. Do not do a ritual for \$10,000, when you only make \$10,000 a year. This is silly. If magick worked like that, we would all be millionaires!!! While luck rituals will help you in gambling, like lotteries etc., it will *NOT* make you win. It will improve your luck. Again, if magick could win the Lottery, I would be in Hawaii now with ten beautiful women, drinking rum and sitting on the beach. If anyone knows how to do this, they are not telling. If you know, *PLEASE TELL ME!!!*


You must not only do rituals, but you need to also work on your life in general. If you need wealth out of it, Magick will give you the *OPENING*, but you must take it from there. The same goes for love rituals.

If you are a loser in love, magick will open doors for you but, if you hide in your house and never go out, you will never meet that Special Someone. If you weigh 300 pounds, a love ritual will not make a person fall in love with you. While it will help bring a person to you, when they see you, they will not stay with you. If you have a terrible rude personality, a love ritual will bring a person to you, but they will soon leave after getting to know you. Magick doesn't just help/work on the Astral Levels, but *ON YOURSELF TOO!!!* Balance, everything in life is balance.

You also need to separate Money from Success. Success can come in many forms, not only money. In success Money usually is only the starting base. When doing a ritual your goal *MUST* be clear, so define exactly what you are looking for. Is it money, or is it success. The same is true with love. Do you want sex, or love and a lasting relationship? They are two *TOTALLY* Different rituals. To be successful in either ritual, you need to have your goal clearly in mind. You also would choose totally different oils, herbs, etc.

What is interesting magickally, is that the rituals for drawing Money and Love are very similar. The reason for this is that, they are both *DRAWING* rituals. While you are using different energies you are using similar ritual set ups.


Below you will see a basic ritual set up:



In the altar set up above, you will note the two white candles marked as *NUMBER ONE*, and candle *TWO* at the front center of the altar. This is a good set up for most simple rituals. The main thing that changes is the color candle in position *TWO*. IF a *RED* candle was used, you would have a Love Ritual, etc. Of course, you would change the oil used, incense, etc.

Since both Love and Money rituals are attraction rituals, you would use the planetary hours of Venus. Venus governs "attraction" energies. Go back to the first two lesson for the correct herbs and oils to use. A lack of friends/lovers and a lack of money reflect the same magical principle, albeit with different referents.

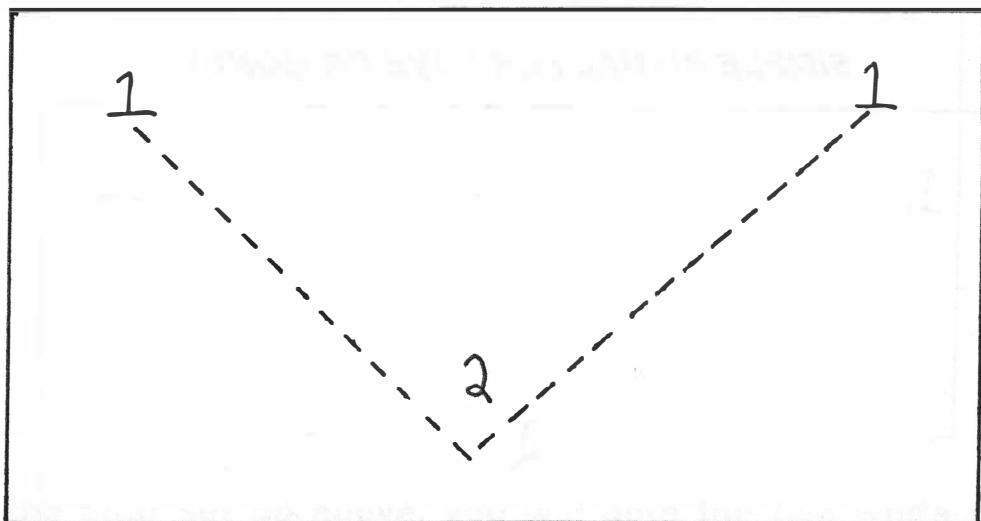
SIMPLE RITUAL FOR LOVE OR MONEY



The altar set up above we have the two usual white candles marked **ONE**, and one central candle marked **TWO**. Candle two would be Pink or Red for love, and Green or Gold for a Money Drawing ritual. Since the ritual being done is for material gain we would use **VAN VAN** oil on the

white candles. Van Van is very helpful on the material plane. On the Master candle you can use any of the Love Oils for a Love ritual, or any of the many Money Drawing or Luck Oils for Money rituals.

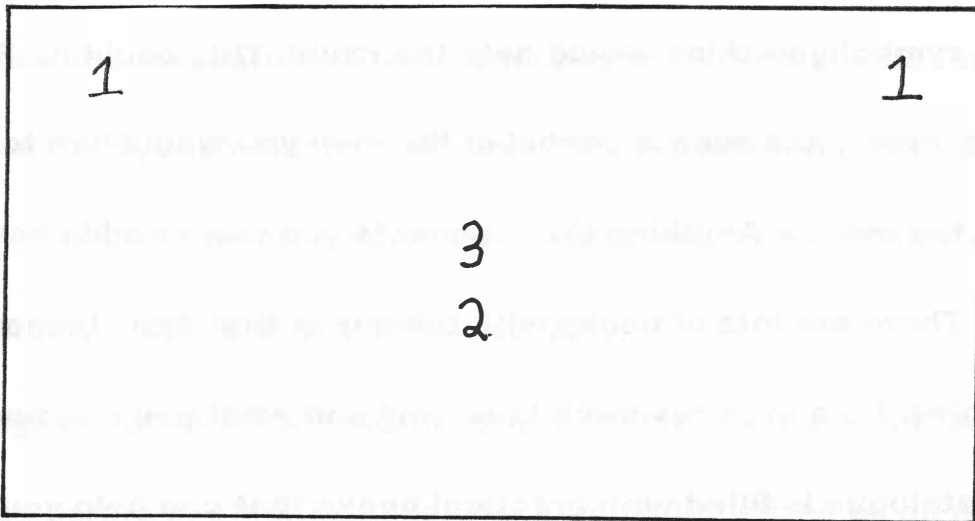
You can also use a powder for even more power. This could be an Attraction powder, or a Money Drawing Powder. If you did, you would set up the altar as so. Note how the powder is placed on the altar.



Of course, this is a simple ritual. Note that the powder "V" is pointed at you. This projects the energy at you. Candle *TWO*, can be any type of candle you wish-Jumbo, Taper, figure, seven-knob, Green Witch, *IGOS SORCERER* candle etc. Look in lesson one for more on the many types of candles you may use.

If you think there is a Crossed or hexed problem, you would anoint Candle **TWO** with Uncrossing or Jinx-Removing oils. You can also anoint the white candle with the same oil.

ALTERNATIVE RITUAL SET-UP



In addition to candles, oils, powders, herbs, you can also use Talismans. Talismans are excellent for use on the material plane. The Society offers a whole line of reasonably priced metal talismans for your ritual use. Look in your members supplier guide for a complete selection, or check the Society catalogue. The reason talismans are so effective is because, they represent a "pentacle". That is, it represents the material

plane and the function of a talisman is to help manifest a desire materially. If you have studied the Tarot, you know that the pentacle suit is the suit of "earth", the sword is the suit of "air", the wands are the suit of "fire", and the cups are the suit of "water". As a matter of fact; you can use Tarot cards as a Talisman on your altar. You can do the same with any other symbol you think would help the ritual. This could be Runes, Dollar bills, coins, and even a symbol of the item you would like to have, if you had the money. Anything that connects you too, or adds power to the ritual. There are lots of books with talismans that draw in money or love energies. Do a little research here, and see what you can find. The Society catalogue is filled with practical books that can help you.

When burning an incense in your ritual, you need to locate the Incense burner in the lower right hand corner of the altar. In hexing and cursing rituals you would locate it in the lower left hand corner of the altar.

In addition to what I have already stated you can add to the altar/ritual. You can also add a plate of relevant herbs, you could sprinkle

the attraction powder into the candle flame, create a charm bag to carry on your person, you could add a doll to the altar, placing it directly in front of Candle *TWO*. it goes on and on. Do what your "*INNER*" voice tells you to do. Research, and find other power objects or psychic links to use. There are hundreds of possibilities here. Have some fun with it.

Since the invocation of love or money is really a simple form of an attraction ritual, you need to study carefully the attraction formulas, and what they are made of. You need to also meditate on the ultimate magickal attraction symbol, *THE MAGNET*.

Magnets or in their natural form Lodestones, have already been discussed before in other lessons. They are highly prized by all magickal traditions for their attraction abilities. Magnets are still amazing items. While you may not know much about it, Magnetic energy is very powerful. Magnets are used in healing and for affecting food and other natural items. The Japanese make amazing claims on their healing effects. They even sleep on mats with magnets inserted in them. The Society in the future will be coming out with a course in magnetic healing and other

uses for magnets. I recommend that all students purchase several Lodestones for ritual purposes. Contact the Society for prices.

You may have noted in earlier lessons that we stated you can “feed the lodestone”. This being done by sprinkling iron filings on the lodestones. This symbolizes things being drawn to you. Whether this is money or love. These stones are also great to use in charm bags made for attraction of money or love.

One magickal meditation technique is, to see yourself as a giant magnetic. In your mind’s eye picture all good things coming to you, whether this is success, money, love, etc.

The other thing to tap into is, the “*FEELING*” of attraction. Remember when you saw something you must have, or at a party, you saw a person you were instantly attracted to? This is the feeling of *ATTRACTION*. Try to repeat these feelings while doing your ritual. It will help greatly in the success of the ritual.

One way to create this *ATTRACTION ENERGY*, is to use an Attraction bath formula. Look at the formulas and find the best one for

attraction, you can even add several Lodestones in the bath water. This will charge your aura with magnetic energy. After doing this, you can then do the meditations we have told you about. This will create a ***GREAT*** attraction energy around and within you.

The best planetary hour for Love attracting is Venus, while money drawing would be Venus or Jupiter. Whatever is easier for you. It is generally best to try to work in the planetary hour designed for your ritual need. Of course, this is very hard to do at times, so do not get crazy about it. As stated before, the main thing, is to ***DO*** rituals. That is how you will succeed in life and in your rituals.

PROTECTION OF LOVE AND MONEY

Most people are very envious of your success in life, whether in Love or Money areas. They are always projecting negative energy at you. This attack will cause you problems in the future if you do not protect yourself. In Love and Money situations, you need to continue to do rituals

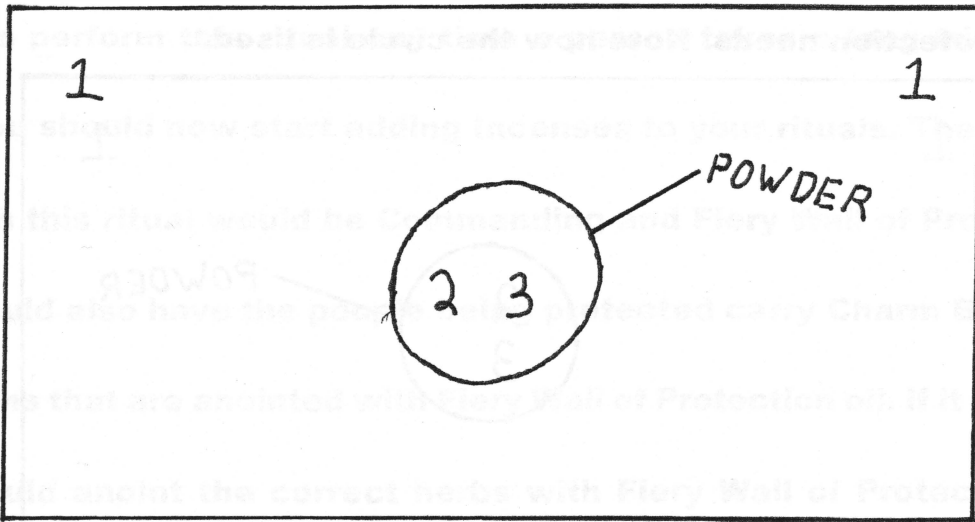
on a daily or weekly basis. Both these energy flows **MUST** be drawn into your life on a regular basis. If you do not, outside influences will effect them. Why wait to be in money or love problems. Act before by protecting those areas of life. This will save you a lot of trouble. This is especially true in love situations. It is so easy to “drift” in this sick society to another person. By Binding or Protecting your relationship you will ensure yourself of a quality, trouble free relationship that will give you and your mate many years of peace and love. It is sad that you must think this way, but that is the way of the world. I highly recommend that you do this, **NO MATTER** how well you think your relationship is. I have seen so-called perfect relationship turn to dust, overnight. Think of these rituals as insurance. If your relationship is special, why wouldn't you do it?

In all areas of your life, you should project ahead, and do rituals to **PREVENT** or Protect that situation from happening. This is how the Master Sorcerer works. That is why Master Sorcerers are so successful.

In the following set up, we see a simple protection ritual. Candles marked **ONE** are the white ones as usual. They should be anointed with

Van Van oil. The candle marked **TWO**, is either Red/Pink or Green/Gold, depending on what area you wish to protect. This is the Master candle.

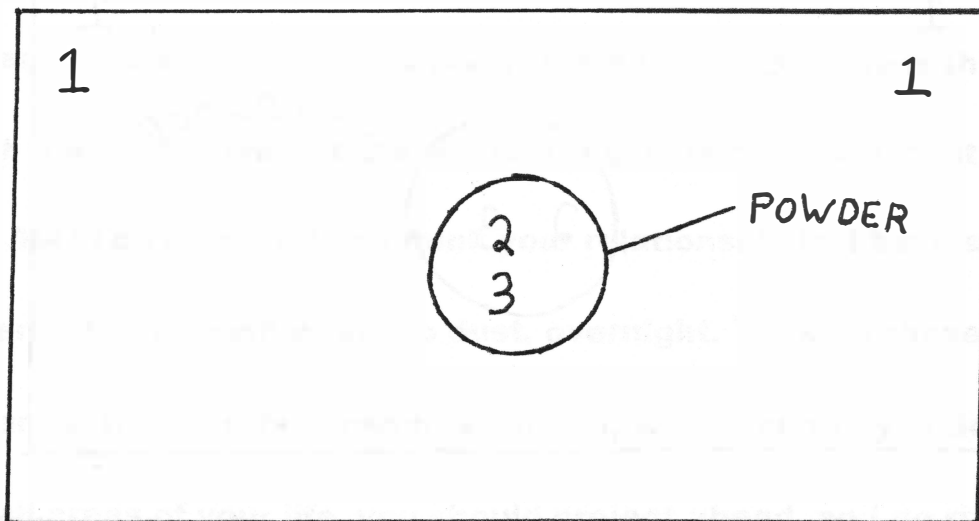
The candle marked **THREE**, is either blue or purple, depending on the degree of protection needed. This candle would be anointed with a Protection Oil such as, Fiery Wall of Protection, Protection, or an oil you feel would give protection in this area.



Protection rituals are **NOT** domination rituals. The aim of this ritual is not to control, but to keep negative forces/energies away. In Protection rituals, you need to take two things into consideration. Your home life and your outside life. Generally your home life is handled by your Ritual, while your Outside life is handled by using a charm bag or talisman.

These items are carried with you at all times to protect you, and are very recommended when it comes to outside danger. You do need to be clean when doing a ritual, where you want to be protected the most. You may do a ritual specially for the Outside world, or one for your home not being robbed, etc.

The following ritual is an *EXCELLENT* ritual that will work for most of your Protection needs. Note how the circle is used.



The candles marked *ONE*, are white and anointed with either Van Van or High Altar because the problem is both a material and psychic problem. You could even use both, one on each candle. This way you get the effects of both oils. Note this for future use. Candle *TWO* is the

person being protected. This candle should be Blue and anointed with Protection Oil. The candle marked *THREE*, can be another person you want protected or a *MASTER* candle. Usually this would be purple, for extra power, and anointed with both Jinx-Removing and Protection Oil. You then form a circle around both candles with Fiery Wall of Protection powder. This will seal in the Protection energies and protect the person. I always perform this ritual any time a person takes a long trip of any kind. You should now start adding Incenses to your rituals. The ones to use with this ritual would be Commanding and Fiery Wall of Protection. You should also have the people being protected carry Charm Bags and Talismans that are anointed with Fiery Wall of Protection oil. If it is a bag, you should anoint the correct herbs with Fiery Wall of Protection Oil. Fiery Wall of Protection, is one of your best protection oils for most situations. It is a good idea to have a lot of this oil on hand.

THE USE OF INCENSE IN RITUAL

Incense is an excellent tool to use in all your rituals and in general through out the day. I usual burn incense several times a day, for general Protection and Banishing of negative energies. Not only does this cleanse your home, but it also keeps your mind centered towards the goal of the incense. In Protection this is very important. You need to *NEVER* let your guard down. The more you succeed in life, the more people will be attacking you.

If you are doing a serious or major ritual, it is a good idea to burn incense throughout the day. This does not mean only at your altar, you burn it through out your home, and even in your automobile. You can even burn it in your yard. I do this all the time, for even more protection. It keeps the entire area around your home safe from harm. When burning in your home, do not forget burning some in your closets, Bathroom and Kitchen. These are areas that negative entities can hide in.

Some people have trouble with the smoke, you do not have to burn


a great amount of incense, a little bit goes a long way. If you buy incense that is **NOT** made by the Society, you are getting a lot chemical in your mixture. In case, make sure that you keep your windows open, and do not breath in too much of the smoke. When you use Society incenses, you will see the major difference in the burning and quality in general. Other companies put all kinds of chemical in their mixtures to help them burn better. The faster the burn, the more chemicals in the mixture. Society incenses **MUST BE** burned on charcoal discs because they contain nothing but the correct herbs. We also Super-charge the mixture and place crystals on the cap to keep the energy with the herbs. They are then sealed in a glass bottle for freshness. The bottle can also be easily recycled, being glass. Use the best, if you want the best results.

You may try just burning incense before doing a ritual, you may find out that you do not need to do a ritual. It is also good to keep positive energies going in your home. Remember what I said about dealing with a problem **BEFORE** it happens? Incense is an easy way of doing this. In your home burn **PEACE** incense, at your business **SUCCESS** incense etc.

You may even want to bring some to work with you. Stating that it is only an Air Fresher, but you will burn the incense of your choice. It could be Peace, Protection etc., whatever your need at work is. A tricky way of influencing people without them knowing it. Want to get your mate in the mood, burn a little incense. The uses are endless.....

RITUAL FOR SEX/LUST

Note the following set up:



The candles marked *ONE*, are white and anointed with *VAN VAN* and a drop of *Patchouli* oil, for extra punch. The candle marked *TWO*, is

red and it is anointed with Fire Of Passion or other Lust/Sex oils of your choosing. Psychically find the best one for you. The candle marked **THREE**, is a brown candle and you should anoint this with a different Lust/Sex oil than you used on the first candle. The Incense is general Commanding or Come To Me. It **MUST** be strong in nature to compel the person involved. Instead of Brown you may want to try a Purple candle. This will add even more force to the ritual. Because sex comes from the lower Chakras, the brown candle can target this area the best.

In this ritual you need to carve the name of the person who interests you on candle **TWO**, prior to anointing it. The ritual is best done during the hours of Venus or Mars, or during both periods for the greatest power and success. Sex is more Mars than Venus in nature, but Venus will bring in a better lover. Mars is also used more in a dominating situation. **REMEMBER:** Always be careful with all sexual contact, as we have already stated. Only a fool dirties their aura by having several sex partners.

It is a good idea in sexual situations to make a doll or charm bag.

Both should contain the strongest of the sexual herbs, oils etc. Always use a Red doll or bag for this purpose and carry the item with you, when in the presence of the person. You can also use a Talisman, or a seal of some kind.

Before you meet the person, it is a good idea to take a bath of Musk, Come To me, Love, etc. This will greatly help you with your ritual and with the person in general. It keeps your aura filled with this energy.

One thing to keep in mind about *STRONG LUST/SEXUAL* rituals, if it is not directed at a special person, you will draw in strange sexual people. This is just how these things work. Generally in sexual rituals you will need to draw in such great *POWER* to move the person, that you will probably bring a lot of odd types of people. You can try and balance this with using certain screening herbs, as stated in the lessons before.

RITUAL FOR MONEY

You will use the same set up as we have already given you for this

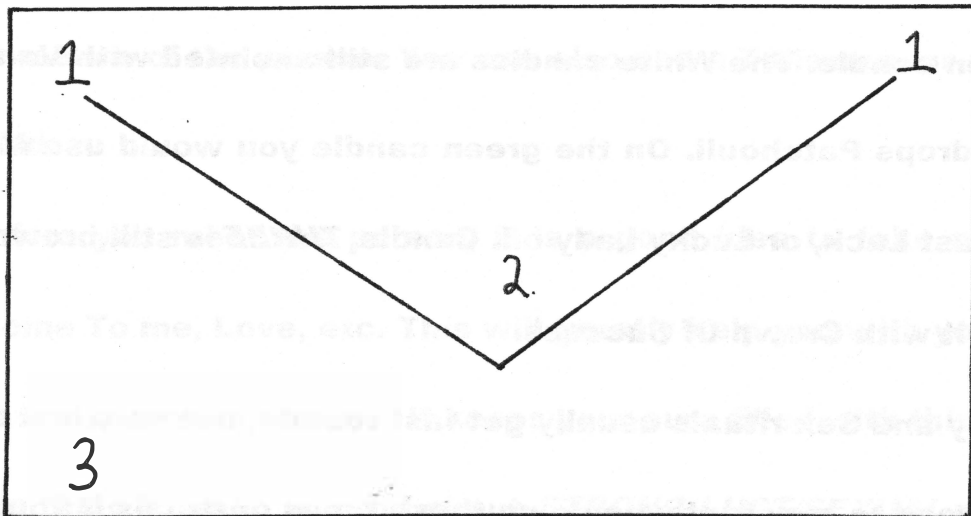
ritual too. As we have stated, a drawing ritual is a drawing ritual, it does not matter what you draw in. You would change the Number *TWO* candle with a green candle. The White candles are still anointed with Van Van and a few drops Patchouli. On the green candle you would use Money Drawing, Fast Luck, or Lucky Lady oil. Candle *THREE* is still brown and you anoint it with Crown Of Success.

Money and Sex rituals usually get fast results, but only last a few days. You need to constantly be doing these types of rituals if you want to keep the money, etc. coming. Other rituals generally have a much longer success period, but *ALL* rituals need to be redone sooner or later. Keep this mind for all your rituals. You may even want to write down another date for redoing a ritual. Do not wait until things fall apart to redo a ritual. Again, the principle of non-selectivity is a problem with Money Drawing as with sex drawing rituals. They will come in, but there is no guaranteeing from where.

It is also a good idea to make a Charm Bag or Doll for Money Drawing too. Use the best Luck & Money Drawing herbs, and carry the

item with you. Use Talismans, Seals and baths.

You will note below the use of Money Drawing powders:



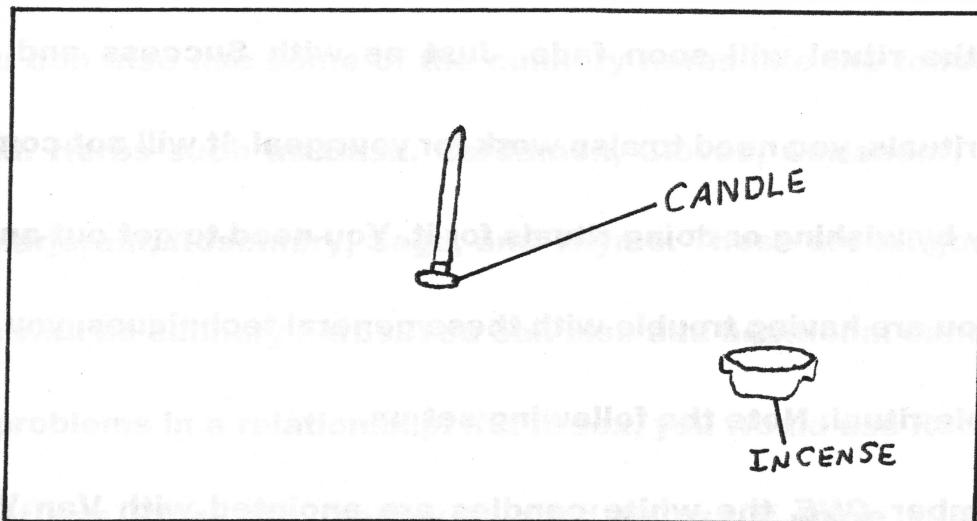
Notice the inverted "V" with the apex of the triangle appearing at the front of the altar pointed towards the practitioner. This focuses the effects of the ritual to you. In a sex ritual, you could use Come To me powder in the same way. Powders are a great addition to all rituals, and greatly increase the power of the ritual. Remember, money has nothing to do with success, so you generally use Money Drawing or Luck type oils, even though I have told you to use Crown of Success. I personally consider money success. If you believe the same, you can use this oil too. The main thing to keep in mind about both of these rituals is the

short term basis of them.

You will need to work on other areas of your life too, for those long-term results. Rituals need to be done not only for short term needs, but for long term needs.

TO ENHANCE THE ROMANCE WITHIN A RELATIONSHIP

Note the set up below:



This is a good ritual for keeping a lover, or for putting more romance into your old relationship that is fading. This is **NOT** generally done with a full scale ritual, but with anointing select candles with various Love


Oils or even through the use of certain incenses.

Incense is the commonest and simplest way of doing this. All you need to do is burn a Love Incense at the hour of Venus. That's all there is to it. You can even burn the incense before going to bed with the person. A tricky way is to sprinkle love powders in between the sheets of your bed. You use only a tiny bit. Romance and Love are *VERY* tricky areas of ritual practice. As stated before, it is the hardest area to get results on a general basis, and as with *ALL* rituals if you are an obnoxious person, the ritual will soon fade. Just as with Success and Money Drawing rituals, you need to also work for your goal. It will not come your way, only by wishing or doing rituals for it. You need to get out and do it.

If you are having trouble with these general techniques, you can do a full scale ritual. Note the following set up.

Number *ONE*, the white candles are anointed with Van Van Oil, Candle marked number *TWO*, is pink and anointed with any of the milder Love oils. Do not use any formulas that are too sexual in nature. This ritual is for enhancing a relationship, not lust. Unless sex will make the

relationship better. **AVOID** formulas with Jasmine, Musk, Civet, etc., in them. These are some of the stronger sexual herbs.

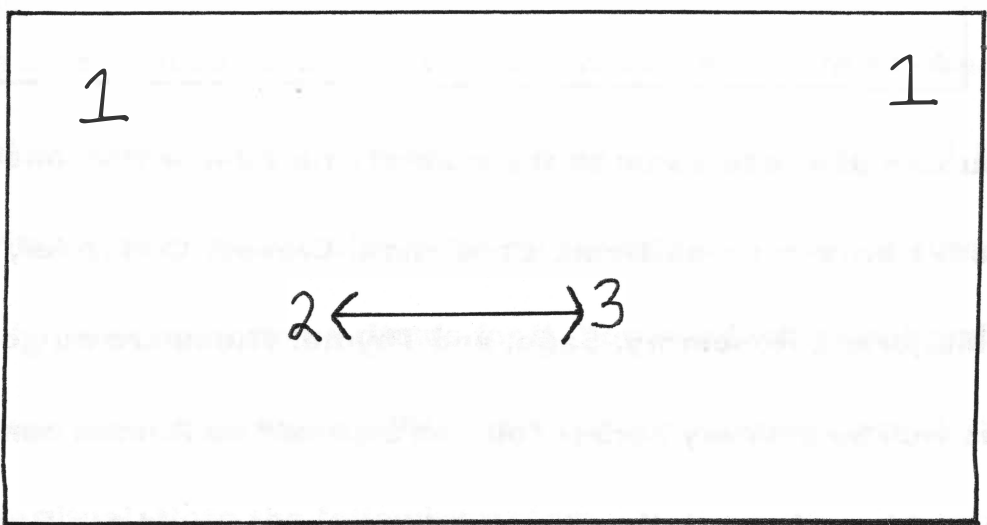


You can also use some of the culinary herbs like the following in their food. Herbs such as Basil, Cardamon, Cloves, Coriander, Cumin, Ginger, Marjoram, Rosemary, Sage, and Thyme. These are all good love herbs, as well as culinary herbs. You can also add additional candles for specific problems in a relationship. If it is sex, you would use Red, if you fight a lot use Blue, etc. Yellow is good to use if there is a lot of depression or tension, anoint with **JOY** oil. This will help a great deal.

CANDLE PROXIMITY

Moving candles during rituals is a good idea. This means that you will each day you do the ritual generally move the candles closer or away from each other. This depends on if it is a *DRAWING* or a *SEPARATION* ritual. Drawing you move closer, Separation apart.

Note the following set up:



The above set up is a simple Love Attraction ritual. The number *ONE* candles, have Van Van oil on them. The candle marked *TWO* is a Red or Pink female figure, candle marked *THREE*, is a Red or Pink male figure. Notice at the start of the ritual, the figures are apart. The arrow shows

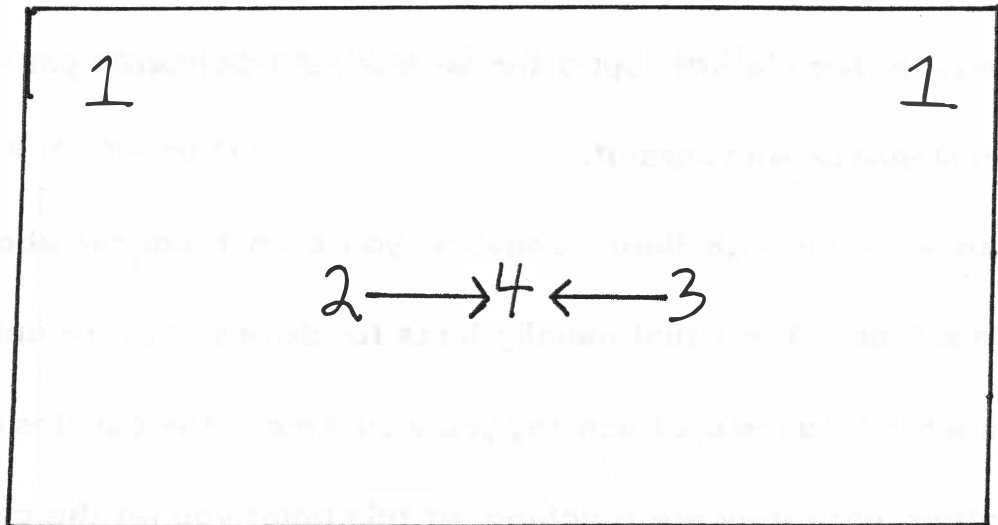
that as the ritual goes along, the two candles will move closer to each other until by the final day of the ritual they are touching.

If you are a male working the ritual, you would anoint the female figure with Come To Me oil, or another love drawing oil. The male figure, representing yourself would be anointed with Attraction or Magnetic oil. If you were a female the opposite would be true, with you using Attraction/Magnetic on yourself.

When working with figure candles, you burn them for about 20 minutes each day. The ritual usually lasts for Seven days, or until the candles are totally used up. Each day you would move the candles closer to each other, until they are touching. At this point you let the candles burn totally out. This symbolizes the bringing together of the goal, in this case, lovers. You could do the same with money drawing. Note the following drawing.

As it shows, we notice the same set up as we have just seen, but with the addition of a *FOURTH* candle. This candle would symbolize you. It should be a color you like, and have success oil on it. The ritual would

be the same, but in the end all three candles would be touching each other. The Number **FOUR** candle, stays in place, while the number **TWO** and **THREE** move towards the number **FOUR** candle. The **TWO** and **THREE** candles would have Money Drawing and Attraction oils on them. You can also try putting Attraction oil of your candle (4).

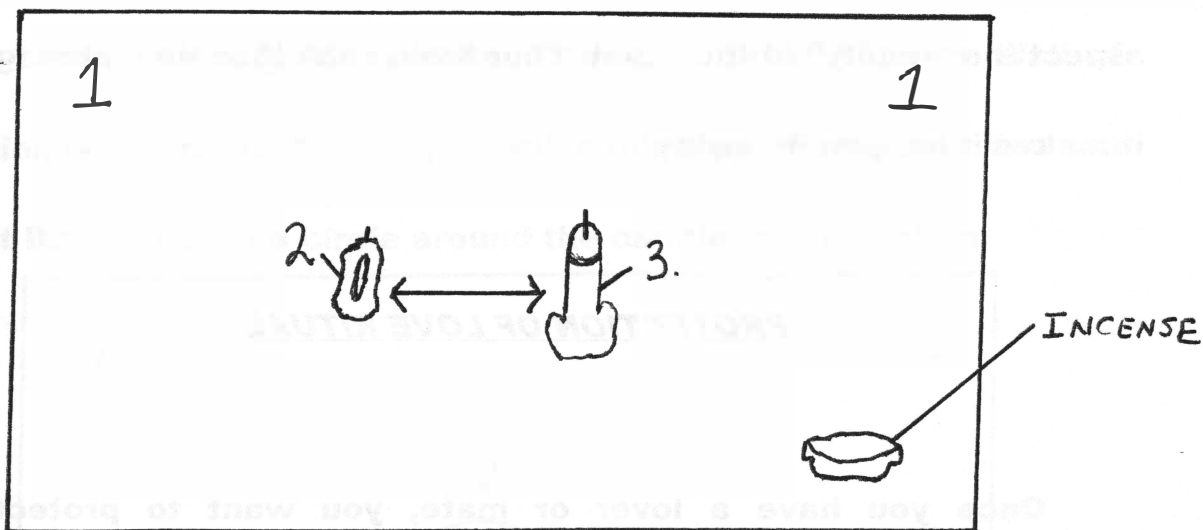


I find the symbolism very useful. It allows your mind to understand what is going with the magick. That is drawing something to you. This helps you fully understand what you are doing. You can also do this ritual for several people by using several object candle representing each person. These like your candle, never move, the other candle(s) move towards them.

LUST DRAWING RITUAL

You can use the same procedure with a Lust drawing ritual. Note

the set up below:



The number **ONE** candles are white with Van Van on them. The number **TWO** candle is a Vagina candle with Lust oil on it. The number **THREE** candle is a penis candle with Attraction oil on it. Of course, the attraction oil would be on the figure that is working the ritual. You would burn Attraction incense. Each day you move the candles closer until they are touching each other. These are powerful symbols. I have found this ritual to be very effective. The Vagina and Penis candles are available

through the Society. Send a **SASE** for price of candles.

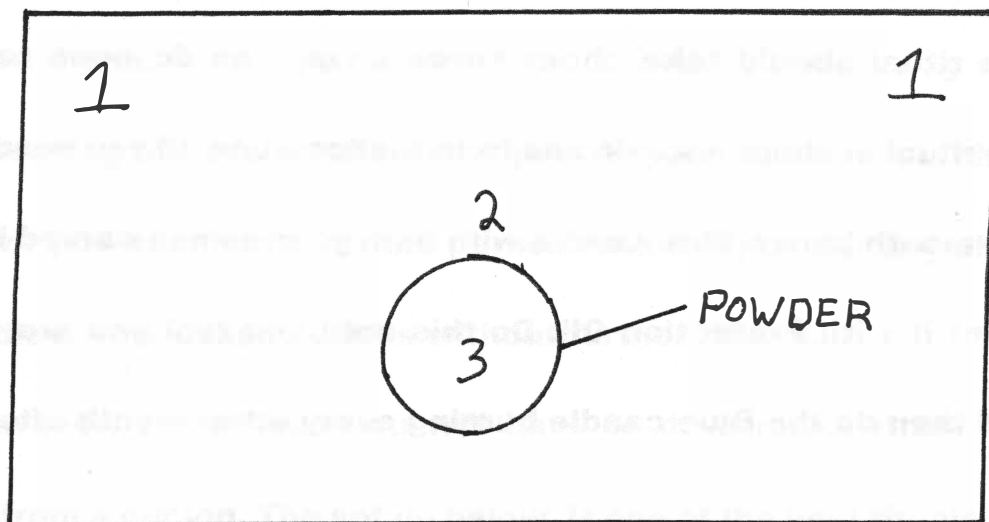
I hope you see what I am doing with these last few rituals. Movement of candles can be very helpful in your ritual practices. You are physically doing what you want to be done. This makes your brain fully aspect the "reality" of the ritual. Your brain sees it as done, being done it makes it happen in reality.

PROTECTION OF LOVE RITUAL

Once you have a lover or mate, you want to protect that relationship as I have already explained to you. Note the following set up for this purpose.

In this set up, number **ONE** are White candles with No 20 Love Oil anointed on them. The Number **TWO** candle is purple representing the person or persons causing the problems and is anointed with Commanding or Bend Over oil. If there is a person causing trouble, if not leave this candle out. If the person causing trouble is a friend or relative,

you should use Uncrossing oil. Carve the name of the person on the purple candle before anointing it. Candle number **THREE** is a blue candle, and should be carved with the name of your mate or lover on it. Anoint this candle with Fiery Wall of Protection or Protection oil. Note the circle around the number **THREE** candle. This is a circle of Fiery Wall of Protection powder, which is very useful in this type of situation. You can also put Bay leaves in a circle around the candle for protection.



If the problem is serious, then obtain also a bit of Snuff Powder or Devil's Snuff Powder. These are controlling powders and if you sprinkle a bit of either of the "Snuff" powders into the flame of the purple candle each day, it will tend to quickly reverse baneful conditions and send the

intruding party away from you. Protection procedures also call for carrying of a Charm Bag and using a series of cleansing baths. In other words, both of the lovers in a protection ritual, should be carrying Charm Bags and taking cleansing baths.

The best planetary hour for doing this Love Protection ritual is the hour of Venus, being a love operation. If that fails, you can use Jupiter and Saturn hours. These are both good for protection rituals.

The ritual should take about seven days. You do need to do a follow-up ritual in about a week, and from that point on all you need to do is once a month burn a Blue candle with both your names carved into it, and anoint it with Protection Oil. Do this until you feel you are totally safe, and then do the Blue candle burning every other month after that.

HOW TO DEAL WITH AN UNWANTED LOVER

Unwanted lovers can be a very serious problem. It is flattering at first, but soon becomes a royal pain in the butt. There are people that

just all not take "**NO**" for answer. While, women tend to have more of this problem than men, it does happen to both sexes.

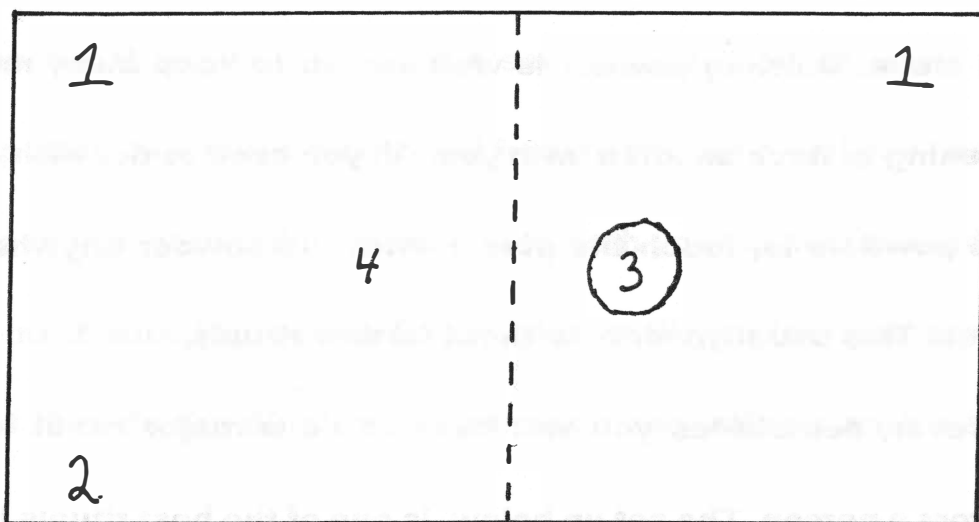
Your general solution is using the following powders: **Get Away, Lost and Away, Quitting, and Yo Yo Powder**. I have discussed these in lessons **Four & Five**.

A good way to use **Get Away powder** is by sprinkling it across your doorway. While you are doing this, think about the person you want to leave you alone. **Quitting powder** is well known to keep away married people seeking to have an affair with you. All you need to do, with any of the above powders is, touch the person with the powder anywhere on their bodies. This usually works without further rituals.

However, sometimes you will have to do a major ritual to free yourself from a person. The set up below, is one of the best rituals to use, if this is your problem.

As usual the Number **ONE** candles are white with **Van Van** on them. The Number **TWO** candle is a black figure candle representing the person you wish to leave you alone. This candle is anointed with **Love Breaker**

oil. The candle marked Number **THREE** is a white figure candle representing you and it is anointed with both **Uncrossing** and **Fiery Wall Of protection** oil. Down the center of the altar sprinkle **Separation powder**. You can also use **Lost and Away** or **Get Away**. These should also be sprinkled into the flame of candle **TWO**. Use only a very little, so the flame does not go out. The candle marked Number **FOUR** is a purple candle, and is anointed with **commanding** or **Obeah** oil.



This is a seven day ritual and you need to perform the ritual each day for about one half an hour. If possible start the ritual seven days before the New Moon. This is the best time for these types of rituals. The symbolism is that as the moon disappears completely, so will the person

that is bothering you.

Use Banishing incense, Fiery Wall of Protection or High Conquering.

Any commanding incense will do. Most people use the one they like the best.

Another ritual you can use for this situation that works very well is:

Get a Cucumber and slit it in half the long way down. Get a piece of parchment paper and write the person's name on it, and sprinkle Get Away powder on it. Then fold the parchment and place it in the cucumber. Get some purple thread and wrap it around and around the two halves of the cucumber so that it is sealed completely with the parchment inside. Then place the cucumber in the freezer. This will control the bothersome person, like "Putting them on ice". Many have reported excellent results from this.

TO BRING BACK A LOST LOVE

Bringing back lost love is very hard work. It is also generally a

stupid ritual to perform. If a person leaves you, generally there is no going back on this. The person has broken the ties with you. As I have stated before, you should be performing rituals that prevent this from happening in the first place. If you wait this long, you get what you deserve.

I recommend you find another, higher quality person than the same old problem person. With that said, here is a ritual for bringing back a person.

Get a piece of Dragon's Blood Reed and crush up about a teaspoonful of it. Get some parchment paper and some Dove's Blood Ink and write the loved one's name on it *SEVEN* times. Then place the *crushed Dragon's Blood Reed onto the parchment and fold it so that the Dragon's Blood is contained within the parchment. Next, take an incense charcoal and light it. Then place the parchment on it so that it burns completely. For the next 24 hours you *MUST NOT* speak to anyone. This means no one! Do not answer the phone or door etc. You will probably have to do this on your days off. It is pretty hard to do this at work!!!*

Within seven days, your lover should return to you.

WON'T ASK THE QUESTION

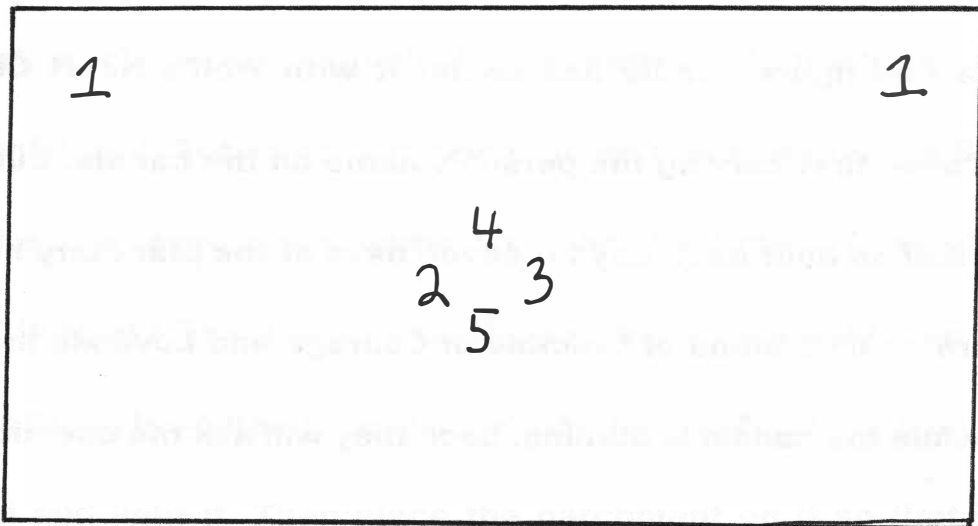
If you are having trouble getting a person to commit to you, the following will help you. While most people will think that it is the man that needs this treatment more, in today's society it is generally the woman that needs to be pushed over that blockage.

Get a Red figure candle and anoint it with Wolf's Heart Oil and Lover's oil after first carving the person's name on the candle. Burn the candle for half an hour each day for seven days at the planetary hour of Venus. Burn a 50/50 blend of Crucible of Courage and Love Me incense each day while the candle is burning. Soon they will ask the question you are waiting for.

SPELLS TO CONTROL INFIDELITY

While there are spells for Infidelity, there probably is a deeper problem here that has to be dealt with. You should have been doing binding and other spells to keep him at home in the first place. If it comes down to controlling a person at this stage, you will have to make the decision of whether they are worth controlling.

The following set up is for controlling this problem:



As usual the Number **ONE** candles are white and they are anointed with **UNCROSSING** oil. Infidelity is handled as a "crossed" condition. Uncrossing oils are useful in a great many situations.

The candles marked *TWO & THREE* are red figure candles. Two represents you, and it should of course be your sex. Anoint your candle with Dove's Blood or Dove's Heart Oil. The candle marked *THREE* is the adulterous person, and should be anointed with *UNFAITHFUL* or *BLACK DEVIL* oil. The latter is for difficult cases.

Candle *FOUR* is blue and it is used to inspire better communication and to lend protection. The candle should be anointed with *PEACEFUL HOME* oil. Candle marked Number *FIVE* is yellow and is anointed with *JOY* oil. It greatly helps add further calming to the whole situation. This will help keep all the people involved balanced enough to handle this problem.

You then should sprinkle *STAY AT HOME POWDER* into the flame of the adulterers candle, and in their shoes, pockets etc. Also sprinkle this in your bed sheets at home, when they are at home. Use Fiery Command, Ten Commandments, or High Conquering incense as they are all very good for this ritual. You could also add Uncrossing incense, along with a commanding incense.

Another ritual you can do is the following:

Get a glass jar the size of a mayonnaise jar. On the *DARK OF THE MOON*, urinate into the jar. Place into the jar the following: Mustard, Black Pepper, Red Pepper, Urine, Vinegar, Sulfur or Brimstone, Chili Pepper, Excrement, and a couple of infidelity herbs plus some rat poison of any kind.

Get a black candle and melt it down, and form two wax images. One represents your cheating mate, and the other represents the person he/she is cheating with. Then put both images in the jar and seal it. Whenever you think your mate may be cheating, shake the bottle hard, again and again.

**WHILE THIS MAY SEEM STRANGE,
TRY IT. IT WORKS!!!**

There is another ritual you can do too. That is a separation spell on him/her and their lover. After breaking them up, you then do a binding

ritual on the cheating person.

RITUAL OF ATTRACTION

Attraction rituals are good for all kinds of situations. Whether they be Money, Sex , Love Etc.

In an attraction ritual you Compel or Command what you want to come to you. While this works well, if you are having problems at the time, you may have to do an *UNCROSSING* ritual. Most people are badly crossed in one fashion or another. You generally do an attraction ritual to solve the problem at hand, and then do an uncrossing or other ritual for longer term solution. Sometimes doing an uncrossing ritual will bring you the *TRUE* reason for your problems. When you find this out, you can directly work to change it.

Attraction rituals are considered to be drawing or “magnetic” rituals. That is why you will be using Lodestones in these rituals. The Society can supply you with several colors of these stones. Write for

price quote on these items. Include SASE for quote. Green & Gold lodestones are used for money Drawing, while Red are used for Love Drawing. You can use the natural color for both.


Generally you use the stone on your altar and in your Charm Bag. This is commonly done, and with great results. Like candles, talismans etc., you anoint lodestones with the proper oil for the ritual. You can even take little pieces and add them to your oil bottle. This will Super-Charge the oil for your purpose. You can also add Lodestones to your bath.

Baths are *VERY* important to attraction rituals. It is a must to take a week of uncrossing baths, before starting a serious attraction ritual. This will "purify" you for attracting the correct person to you. Of course, this is not practical in every money drawing ritual you will do, but you must do this with Love Attracting rituals. If you do not, you will pull in strange people.

Mental attitude is very important while taking a bath. Since it is a magnetic bath you are taking, you should visualize yourself as a magnet, with a steady stream of money or lovers coming your way. You will do

this visualization at your altar, and throughout the day. You can also add **ATTRACTION** herbs to your bath. Do this like you were making a giant tea bag, and place it in the bath. The easier way, is just to add a few drops of the correct oils to the bath. They both work as well, why not use the easier way.

You would use the following Attraction set up on your altar. The candles marked Number **ONE** are White with Van Van oil on them. The number **TWO** candle is **RED**, and is the master candle. It is anointed with the correct oil for the ritual. The candle would be green for money drawing and red for love drawing.



The candles used in this ritual may be any sort of short burning

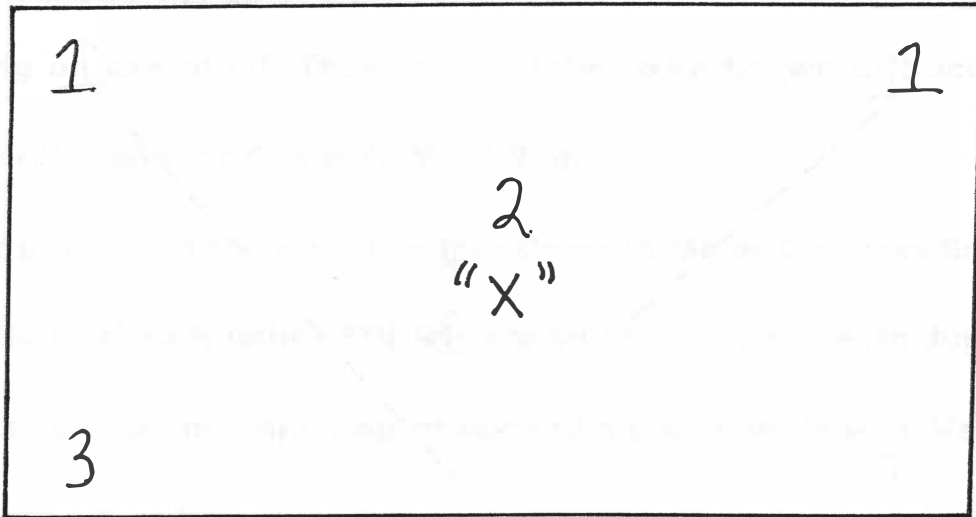
candle you can find. This is not a seven day ritual, this is merely an introductory ritual to set the tone of the other love or money drawing rituals you will do. However, you do need to select the correct oil for the number *TWO* candle, along with the correct herbs and incenses. This can take a bit of thought. There are lots of formulas to choose from. You must pick the best one for you.

This ritual needs to be started on the night following the New Moon at the hour of Venus, if love, Jupiter, if money drawing. If you cannot do it at night, you can do it during the day if you like but, night is better.

There are several kinds and mixtures of incense you can use in this ritual. Generally Attraction incense with a little of High John the Conqueror in it works very well. Frankincense is excellent for both love or money drawing. In this case you can add a little of the correct oil to the incense as it burns.

The following ritual set up you would perform exactly *ONE MONTH* after the first ritual. This would be done on the night following the New Moon in the correct planetary hours for the type of ritual being done.

The candles marked Number **ONE** are white and anointed with Van Van, and you anoint the top of each candle with a drop of Attraction oil. The Number **TWO** candle is Gold, and anointed with Crown of Success oil, and you would carve your name on the candle also. The number **THREE** candle is brown and anointed with Seven African Powers oil.

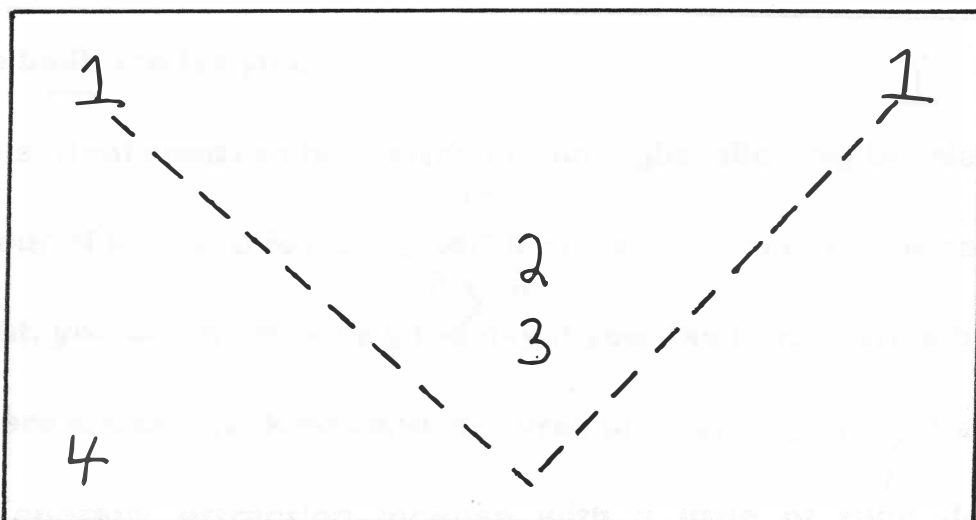


This ritual is performed for the consecration of your charm bag. Whether it is a Love or Money ritual, you need to make a Charm bag for an attraction ritual. Always include the correct herbs and a Lodestone in your bag, with a few drops of the correct oils.

The ritual is used to super-charge the charm bag. The bag is placed where the "X" is in the drawing I gave you. This is a single burn ritual,

and once you charge the bag, keep it with you at all times. You may put it in your pillow at night, but make sure you take it with you in the morning.

The following drawing is for a ritual that you should repeat once a month for as long as you feel you need it.



This ritual is designed to bring the magickal allure of attraction to you. You should by this stage, after carrying the bag around with you for a month, be seeing a lot of results.

The ritual is performed on the night following the New Moon at the planetary hour of Jupiter. It is a single burn ritual.

As you can see by the drawing, it is a little more difficult than the

first two rituals. Candles marked Number *ONE* are white with Attraction oil, with a drop of Van Van on the top of each. Notice I reversed the oils this time.

The candles marked Number *TWO* are Gold and anointed with Attraction oil. The candle marked Number *THREE* is either Red or Green depending on the ritual. They are anointed with Crown of Success or Bend Over if green, or Come To Me if Red.

The powder on the altar is either Come to Me or Crown of Success. The candle marked Number *FOUR* is brown and anointed with Jupiter oil in the case of a money drawing ritual, and a pink candle with Venus oil on it for Love Drawing.

Open the ritual with the correct altar or Spirit incense, then burn a little Attraction incense, and close with Come To Me or one of the many success incenses.

It is a good idea to recharge your bag during this ritual. It would be placed right in front of candle *THREE*. You can also add a talisman, and you would charge it in the same manner. Just place it under the bag, and

anoint with the correct oil. The bag itself could have had this talisman in it from the start. Make sure when making a bag to take into consideration all aspects of the problem. I have made bags with 24 - 30 herbs and roots in it, along with Talismans, Runes on parchment, and any other symbols or items I wish to include that relate to the situation. This is totally up to you. Put in the bag, what you feel is correct.

You will find that the herbal talismans hold a lot more power than metal talismans. The one benefit of a metal talisman, is that they are complete in itself, while the herbal talismans require a lot of different items, you may not have at the time. Herbs also are charged already, so the extra charging you do, requires a lot less energy on your part.

After you have completed the various portions of the candle rituals for attraction, you need to follow up with a single red or green candle, depending on the ritual you are doing, on the New Moon each month. You also need to continue taking Attraction baths, even though you have completed the ritual.

One of the most important parts of any magickal ritual, is your

ability to properly visualize. This is even more important with Attraction rituals. Picturing yourself as a giant magnet, is most important in a successful ritual. I highly recommend that you take the Societies course on this subject. It will benefit you greatly in all the magick you do.

PROBLEMS WITH LOVE AND MONEY

As you become more successful, you will start to become more and more unbalanced. This will cause you a great deal of trouble in the future. It is best to remain *BALANCED* at all times. Demonic forces will try to get at you through your ego. These forces will destroy any successes you have attained through magick. These are all part of the traps of the path of the Master Sorcerer. Few beat them. Will you???

MAGICK AND SEX

I have already covered this area pretty well. Here are a few more

interesting bits of information.

I can not warn you enough about Aleister Crowley and any Lodges that follow his teachings. His system is greatly based on sex magick. His kind of sex magick, meaning, screw anything you can get your hands on!!! Including animals and same sex partners, which is fine if you are homosexual, but totally uncalled for if you are not!!! This is a very negative path that many get caught in. These lodges mentally force you to accept these values.

Crowley died a drug addict, and his last words were, "I do not understand". This was true, he truly understood little. He left a mountain of writing that are almost completely useless. It is about time, we make **NEW heroes in the occult world, and not hold onto freaks and jerks. Oh, by the way, the highest degree in Crowley sex magick, is anal intercourse with the same sex. The true Masters of sex magick, the Eastern Tantras, know that this is plain stupid!!! **DO NOT GET CAUGHT IN THEIR TRAP**. Read Crowley for general information purposes, but use little of what he tells you, that is if you can even find anything practical**

in his writings at all.

Sex can be a powerful tool in your magickal practices, but it **MUST** be done correctly and with great research and practice. To foolishly use any energy is against the Sorcerers belief system. Learn the **TRUE** Tantric-way, and you will be on the right path to **BALANCED** power.

HERBAL CONSIDERATIONS

I will now go into the more **POTENT** herbs for Money & Love drawing. This will give you greater insights into this important area of everyone's life.

If you can ever get a hold of any **ADAM & EVE** root, they are very powerful for love rituals and charm bags. Contact the Society, we may have a small amount available from time to time. You can substitute **LUCKY HAND ROOT**, which works well too.

When working with a root, instead of a herb or flower, you generally anoint the root with the correct oils for the ritual you will be doing. This

pinpoints the energy of the root for your purpose. The use of *LIVE* flowers on your altar for love rituals is also very effective. Bachelor's buttons, Roses and Apple Blossoms are some of the best to use.

Do not underestimate the power of herbs in food. These can have great effects on the person you want to effect. While this tends to take longer, it has longer effects on the person. If you use certain herbs in food, use the same herbs in your rituals. This is another secret of Master Sorcerers.

Two of the best all around love oils are Jasmine & Rose. Many use these oils exclusively, and only add the commanding oils like Musk, Civet or Ambergris to them. This of course gives extra punch to them.

One of the strongest, and easy to get root for love is *ORRIS ROOT*. Next to Adam and Eve root, this one of the strongest available.

Of all the Money Drawing and Success herbs and roots, one of the best is plain old Frankincense. This added with Camomile, Allspice, or Vanilla, makes a strong formula. Tonka beans are a great money drawer, and should be used in all success and money drawing charm bags. Squill

Root is also an overlooked money drawer. Try using both of these, and note the effects.

Paying attention to planetary hours while *MIXING* your herbal formulas, can be very helpful too. While this is hard to do, many report great results doing this.

In rituals dealing with Love or Money Drawing, you should try to work with the waxing moon and stop at the New Moon phase. Try, to do this, but as I have stated before, the most important part of *MAGICK IS DOING!!!* The only thing you never want to work positive magick is, during the *DARK OF THE MOON*. This can totally distort your magickal ritual.

Do not forget the floorwashes. They are very important for Love Money drawing rituals. The best to use are Magnetic, Come To me, Love Me. Adding a Lodestone to your general cleaning bucket, Spray and your bath is very important too.

In magick, the little things can mean the difference between success and failure. This is even more true in situations of Love and Money, and even when there are major blockages.

CANDLE SIZES

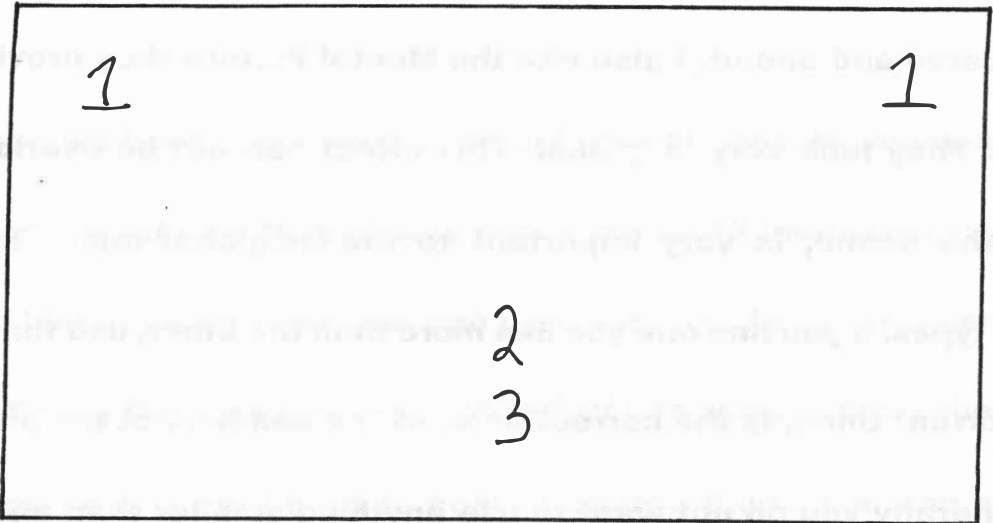
Since we have mentioned several types of candles, many are not sure exactly what size they should use. I use 8 - 12 inch taper candles, but if you like other candles, you can use them too. Let your inner voice tell you. Seven Day candles are *IMPOSSIBLE* to remove from the glass containers, so it is very hard to coat or charge them. You can stick a knife in the candle, and then pour the oil in the hole. It is best to heat the candles to about 95 degrees in your oven first. This makes them nice and soft to work with. Votive candles are excellent to work with too. They are easy to handle and relight. You probably will not be able to leave your candles (Seven Day) going all the time. With Seven Day candles it is very hard to relight them, as they get lower in the container. With Votive ones it is very easy. It is also easy to charge and carve Votives. They come without the glass container. You must put them in a glass container. I keep Votives going all the time, when at home. When I leave home, I put them out. Do not blow candles out, use your snuffer. I find Seven Day

candle hard to use. In all my main rituals I use Taper candles. They are easy to carve and anoint. I also like the Mental Picture they provide on my altar. They look very magickal. This effect can not be overlooked. Setting the scene, is very important to the magickal mind. Try the different types, if you find one you like more then the other, use that type. The important thing, is the correct color of the candle, not the size.

Generally you do not want to use anything smaller than an 8 inch taper. Even if you are doing a single burning. You need that size to produce enough energy for a successful ritual.

You can even use different sizes of candles in your rituals. This is generally an advanced procedure, but you can do it. Say you want to command a person more in a ritual. You would use a larger commanding candle then the other candles. This puts more energy in that area. You can do that with any of the candles in your ritual, that you want to have a greater effect with. By doing this, you are putting more importance on that area of a ritual. In some cases, you may have to do this. A lot of people need a lot more dominating because their head is so full of trash.

Here is another example of this:



If you are using a **COMBINATION** of Seven Day and figure candles, you would light the Seven Once (If you can) and light the figure candle for an hour, each day. If you do this, you should finish burning them at almost the same time.

In the set up given you, the Number **ONE** candle is white, with Van Van on it. They are Seven Day candles. The Number **TWO** candle is blue, and anointed with Hermes Oil and is a Seven Day too. The Number **THREE** candle, is a figure candle representing the person you want to influence. It is anointed with Come To Me oil. The figure candle will burn out much sooner then the Seven Day candle, so you would only burn this candle in

the planetary hours of Venus (Love) and Mercury (Communication) The other candles will burn continuously, from the first lighting.

This technique is also used a lot in uncrossing rituals. More on this in up coming lessons. The advantage of working with candles all with the same size is that they all tend to end at the same time. This is a very practical consideration. This form of magick is specially designed to be practical. To be able to use on a daily basis, without a great deal of set up. We are all just too busy. Meaning that we need an effective system that can be done quickly. That is what this is. Why add further trouble to a ritual.

ASTRAL RITUALS

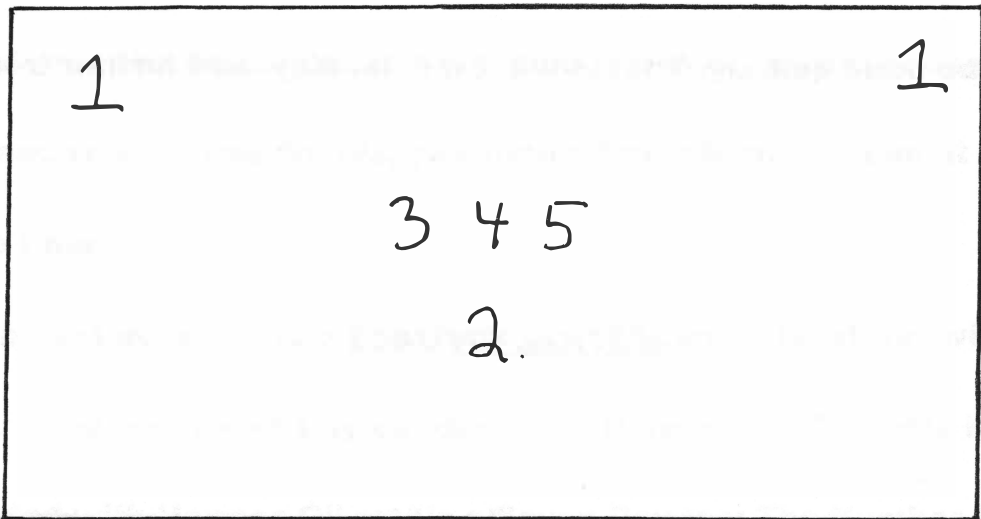
Since most people have several problem at once, I am asked all the time if you can work on more than one area at a time. You normally should not. The energies for different problems do not mix. You can take *SOME* other problems into consideration when doing a ritual and add a

candle or an oil but, to work on several areas at once lessens the power of the ritual. It is best to do a series of rituals.

There is one general **ASTRAL RITUAL**, that covers a lot of areas by effecting your entire being. It is as follows:

By harmonizing the persons Astral/Astrological energies, you effect their entire person, thus improving all areas of their life.

You first need to know the exact sign of the person you are going to work on. The following is the basic set up you will use:



The number **ONE** candles are white and anointed with Zodiac oil. The Number **TWO** candle is white and anointed with your Astral/Astrological oil. White is the best all around color to use here, no matter

what other books say about Astral colors. Each book will tell you a different color for your sign. The candles marked *THREE, FOUR* and *FIVE* are the colors that represent the problems you are working on. (green - money / Red - Love etc.)

The Astral candle is the Master candle. You need to burn the incense of the Planet of the Master candle. If the person's sign is Aries, you burn Mars incense, because that is the planet that rules that sign.

You can use Astral oils in any rituals if you like. All need to know is their sign. You can do this with any candle that represents a person on your altar. If you know their sign, you can anoint them with that Astral oil. It is a good way of personalizing a ritual. It tends to pinpoint the ritual to that person.

If you are a person that believes strongly in Planetary forces, you will find working with these oils effective for you. If you do not, you will probably rarely use them. This, like everything I have given to you, must be tried. See how it works for *YOU*. Everyone has certain things that work better for them, than other things. The only way to find out what works

best is by trying several different ways.

