

**LESSON TEN**

**SUCCESS**

**BASIC INFORMATION**

**HERBS FOR LUCK AND SUCCESS**

**POSITIVE THINKING**

**THE IMPORTANCE OF FOCUS**

**GREEN, YELLOW, PURPLE AND BROWN**

**THE GAME**

**CREATIVE VISUALIZATION TECHNIQUES**

**LUCK**

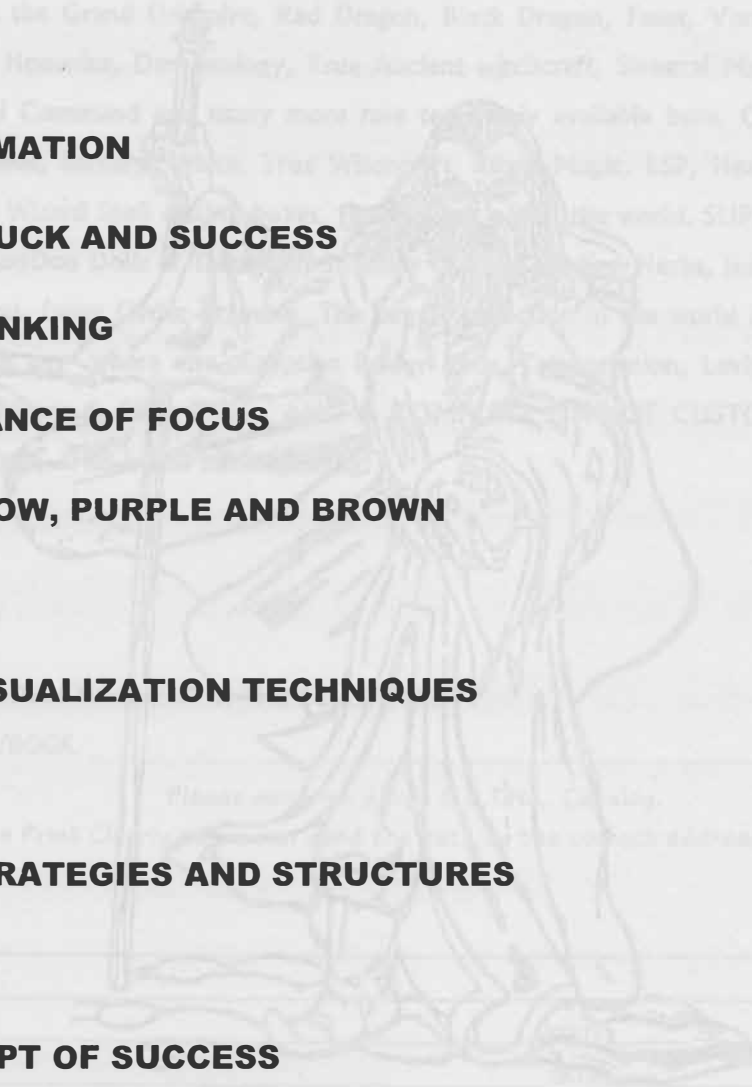
**SUCCESS: STRATEGIES AND STRUCTURES**

**GAMBLING**

**YOUR CONCEPT OF SUCCESS**

**BASIC KEY TO ALL SUCCESS**

**DON'T GET DISCOURAGED**



BROTHERHOOD OF THE NORTHERN LIGHT  
A CITY OF A NEW REALITY  
NORTHERN LIGHT  
P.O. Box 100  
San Diego, CA 92101  
www.lightsoftruth.com  
Phone: 760-451-1000  
Email: info@lightsoftruth.com

Lesson 10  
B.O.T.N.L.  
B.O.T.N.L.

**BASIC INFORMATION**

**In the next two lessons we will work on refining your candle burning techniques.**

**Success, advancement, and luck are really all related concepts and I think it is important to review a lot of what we learned in earlier lessons.**

**In the Uncrossing lesson you just took, there were key points which you *MUST* understand to be successful in your ritual practices. You learned if you allow your Self-Programming, or Self-created obstacles to rule your life, you will *NEVER BE SUCCESSFUL*. You *MUST* break away from the traditional and usually perverted thinking you were programmed with. Magick is more than doing and learning, it is a path to Spiritual Enlightenment. By mastering your material plane, you are then able to *FREELY* engage in the process of spiritual growth. Since we all have these blockages, you *MUST* do an uncrossing ritual *BEFORE* you do a success ritual of any kind. This will improve your odds of success by**

**100%!!!**

**Success, is a tricky word. It has a different meaning for every person. Make sure your *GOAL* is totally defined before doing a ritual. Cloudy ritual goals, bring cloudy results.**

**While most people will say, money is success, this is only part of success in life. Without money in modern society, you are doomed to a life of *PAIM*!! Too much money on the other hand, tends to bring you nothing but *PAIN* too!!! Again, a sorcerer seeks balance. Balance is a perfect spiritual act in itself. When you reach a balanced state, you have made a *MAJOR STEP* in your spiritual growth that can only lead to *GREAT* enlightenment.**

**One important note, if you do magick for others, no matter who these people are, make sure you are paid in some way for your work. This is a rule of Sorcery you must follow. Your art has great value, and you *MUST BE REWARDED* for this. If you don't receive proper reward for your work, the spirits that help you succeed will withdraw their help from you. *THIS IS AN ANCIENT LAW, RARELY STATED TO THE PUBLIC.***

## **HERBS FOR LUCK/SUCCESS**

**Lesson Two gives you a lot of herbal mixtures for Success and Luck. You need to re-read that lesson now.**

**The two most important herbs in any success or luck ritual are Frankincense and Myrrh. You should use a 50/50 mixture of these herbs in your incense mixture anytime you do a success ritual.**

**The only problem with these two herbs is that they are overused, and have been drained of some of their power. That is why you need to add the following oils to the mixture above: Allspice, Juniper, Lemon Verbena, Nutmeg, Solomon's Seal, Tonka, and Vanilla.**

**Allspice is a catalyst and will make the mixture more fiery and potent. Juniper is a particularly beneficial oil and tends to work in the area of luck. It is the major ingredient in Fast Luck incense and it has medicinal uses to help promote fertility. This fertile, bountiful, luck inducing quality of Junipers' is just what we are looking for in a ritual for success. Juniper is also good at invoking money drawing powers.**



**Lemon Verbena, is a component in Uncrossing oil and for that reason you should include the oil in your mixture. We are all crossed in some way, this will help in any success ritual to pull those negative crossed energies away from you. You can even put Uncrossing oil in the mixture, for even more of a punch, instead of just Lemon Verbena.**

**Nutmeg, Tonka, and Vanilla are just plain all around general purpose good luck oils. Vanilla is greatly empowered when used with Frankincense and Myrrh. Tonka helps enhance courage. In a success ritual this is an important area. You will need the extra courage to overcome several factors that are stopping you from becoming successful. It will also give you the courage to make the right decision and follow through with it. You may want to use Wolf's Heart oil in the mixture, for an even greater courage effect. Courage is in short supply with most people. It is a good idea to use this in any success ritual.**

**Solomon's Seal is very useful for getting ahead in your career. It grants wisdom and creative insights to a person. Both the things needed to be successful in your career.**

**Sandalwood is also used in a lot of success rituals. It gives the person a positive up beat feeling, and enhances your creative juices.**

**The use of the mixture I have just given you will create a powerful success energy. This formula can be used for all kinds of success situations.**

### **POSITIVE THINKING**

**While positive thinking in itself is not very powerful, you must keep a positive attitude about your rituals. If you put out negative energies about your rituals, these energies will adversely affect your rituals. The rituals in this course have been proven to work, why not be positive about them. You also need to learn to be objective about everything in life. I try not to be positive or negative about anything. I let the situation, ritual or person prove what they are to me. I hear all kinds of stories from people about their occult experiences. Since anything can happen in life, I do not believe or disbelieve them. I look for the situation to prove itself**

to me. Until you know for certain that a person is correct or incorrect, you should not have a strong opinion, one way or another.

In regards to your rituals, if you do not believe in what you are doing, why do it? You need to enjoy and believe what you are doing works. Not because I have told you they work, but because they have been proven to work. Not only by me, but my hundreds of people for hundreds of years. The final test of course, is the success you will get with these rituals. The "bottom line" in life, is not whether it works or not, but whether it works for *YOU!!!* It really doesn't matter how well it works for others, its how well it works for you. That is why you must make your magick a "*PERSONAL*" system. You must mold it to your life, and what works for you.

### **THE IMPORTANCE OF FOCUS**

It is *VERY IMPORTANT* to be focused in your ritual work. As in life, staying focused on your goal will lead to success, the same is true of

**your ritual work.**

**I have seen hundreds of rituals go wrong because the goal of the ritual was not clear in the mind of the person doing it.**

**You must be strong and singled minded toward your goal. There is no other way of making it in this world. The problem is again, balance. If you let your goal totally rule your life, you will be caught in that trap, but this is all part of the traps that you must overcome to achieve power in the occult plane.**

**The other thing to keep in mind with success rituals is, that just because you did a ritual and things seem to be going your way, do not think you can stop going after your goal. That things will now just “fall in your lap”. This is not the case. The ritual will “*OPEN THE DOOR*” for you. You must now go through that open door, and keep working towards your goal. If you sit on you butt, and do nothing after the ritual, whatever success comes your way, will soon disappear.**

**The other thing to keep in mind is that, you must keep doing success rituals. One ritual will not take care of all your problems. You**



need to keep the success energy flowing to you. Each ritual you do, will change the goal slightly. If you did a ritual to bring a certain business person to you, in the next ritual do a ritual that will keep that person happy with your services. You also need to know, that if you reach your goal, the energies involved in that ritual disappear. Meaning, that if you do a ritual for business success, and you get several or even one contract, that ritual energy is done. In a business one new contract will not make a business. The same with bringing new customers to your service or business. Once you get a few new customers the energy of the success ritual is **GONE!!!** That is why you need to keep doing success rituals. Keep that energy flowing!!! It is a must for your future success. Also, do not try to do too many different rituals at one time. Keep focused towards one goal until you feel you are ready to go on to another goal.

The focusing problem is greatest in love rituals. Since most people really do not know what they want in a relationship, they tend to do **VERY** unfocused love rituals. The results are usually **TERRIBLE!!!** They turn into another relationship from **HELL**, but if you ask the person about the ritual,



**you can see why it went wrong. They have totally confused the ritual by not focusing on a definite goal. If you do general this, general that, you will get general results. In relationships, this can be deadly.**

### **GREEN, YELLOW, PURPLE, AND BROWN**

**The colors used in success rituals are generally the following: Green, Yellow, Purple and Brown. Check lesson one for details on the meanings of color.**

**Green is for Money, Fertility, wealth and general abundance. It is a primary color in nature, and has lots of uses in success rituals. Yellow and Gold are used to symbolize wealth too. These two colors also bring in joy energies too.**

**Purple is a power color. It also has a protective quality. When used in a success ritual, it adds these powers to the success. This is very effective for a person that has a major blockage in their life. If you are having terrible, or long term success problems, or want *FAST* results,**

**always use purple candles in a success ritual.**

**Brown is a color that is often overlooked or misunderstood. Many Sorcerers see brown as a negative or even evil color. They use them like Black candles. This is foolish. What color represents the material plane better than Brown. The color of the earth itself. Its main function is to materialize or make goals happen in the material world. It also carries Justice and Law energies to your rituals.**

**Green is the most used color in success rituals of all kinds. Many Sorcerers single burn a green candle placed on something that represents their goal. (Money etc.) Meaning, if you are doing a ritual for a business, you would place the candle on top of an ad or your business card, or order forms. You can also sprinkle the following herbs on that object or paper to increase the power of the ritual: Nutmeg, powdered Vanilla Bean, Spearmint and Camomile. You also should sprinkle these herbs into the flame of the candle.**

**Using herbs on the altar like this, is very effective in Success, Luck and love rituals. Do not overlook this. This sprinkling in effect Super**

**Charges the ritual energy being put out. You of course, never do this in hexing rituals. Use only small amounts sprinkled in the flame in hexing rituals and around the candles in a circle formation.**

**In success rituals, you generally do not circle candles. The circle keeps the energy in. In success rituals you want the energy projected out. That is why we sprinkle the herbs randomly around the altar, instead of forming "V" formations or circles. You want the energy to go everywhere. You want the success to be everywhere in your life. Sometimes, a green candle will do the job by itself but, if it s a major blockage in your life, you will have to add other candles to the ritual. The first other candle to add is a purple candle anointed with Crown of Success or Success oil. Crown of Success is the best choice, because it breaks through blockages in success. When using a purple candle with a green candle, you must put the purple candle directly behind the green candle. If they touch, all the better. You also should use the same oil on both candles. To add even more power, anoint both with Bend Over, or another of the commanding oils. Bend Over is known to be a great help**

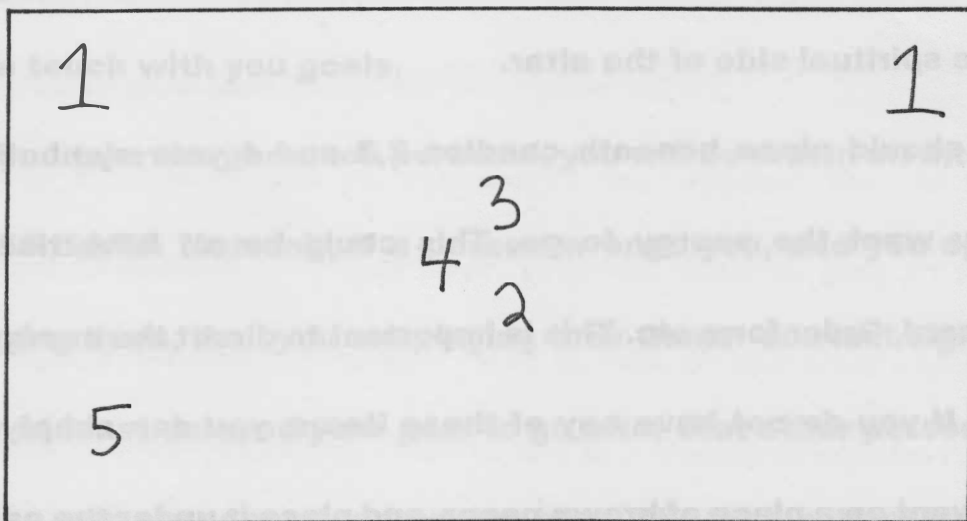
**in business or career.**

**The use of a Yellow candle is up to you. It does add Joy and happiness to a ritual. This is good to add when working on a special customer. You can use the following oils on the yellow candle: Joy, Peace or Frankincense oils. These all dispel negative unhappy energies. You can see how this would be useful in a business situation. Yellow is also good because it symbolizes Gold, gold is really the core to money. Yellow is excellent for day to day problems that arise in your general success, while green is better for a drawing ritual.**

**The Brown candle is best used in all success rituals. It greatly increases the materializing power of your goal. While success rituals in general can take from two to three weeks to manifest, if you use a brown candle, you cut that time in half. You can anoint the candle or not. Try both ways and see what happens. I generally put a commanding oil on a brown candle. Brown being a Justice candle, should be anointed with a 50/50 blend of High John/Low John, if used for that purpose.**

**The following set up, uses all the colors I just spoke of. It is best to**

use all the colors for a success ritual. This way you cover all bases the first time. Since most success is needed in a short time period, you do not want to go back and add something later, do another ritual. You need the success now, and since it takes several weeks for the success to happen in many cases, you could lose whatever opportunity you were going after.



The candles marked number *ONE*, are white anointed with Van Van, Holy or Altar oil. The candle marked number *TWO*, is green anointed with any success or luck oil of your choosing. You could use Success oil, Fast Luck, and Fiery Command on the green candle. The candle marked *THREE*, is purple anointed with Success oil, power, and a commanding/



compelling oil. This adds a great deal of power to the ritual. The candle marked number **FOUR**, is yellow anointed with Joy oil. Note that it is placed to the left of 3 & 2. If possible they should be touching, or I should say their holders should be touching. The candle marked number **FIVE**, is brown and anointed with Commanding oil. It is placed on the **LEFT** side of the altar. The left side is the materializing part of the altar, while the right is the spiritual side of the altar.

You should place beneath candles 2,3 and 4 your symbolism of where you want the energy to go. This could be an Advertisement, Business card, Order form etc. This is important to direct the energy from the ritual. If you do not have any of these items, you can simply write what you want on a piece of brown paper, and place it under the candles.

The incense you would use depends on your goal. (Money, Success etc.) Success incense is good for general success, but you would use Lady Luck for a luck ritual, or Money Drawing for a ritual involving money. If you have to overcome a major blockage, you should use a commanding or compelling incense.

## **THE GAME**

**The Game, is the game of life. It is good to look at life as a game, and you as a player in that game. The rituals are your game plan and action taken to win the Game. By thinking this way, you can stay objective in your magickal practice. If you get too caught up in the Game, you lose touch with you goals.**

**If you take the game too personal, you will be drawn off into *OTHER PEOPLES GAME*. Meaning, if a person wrongs you, and you spend the time hexing them, then you are playing their Game. You lost sight of your goal, or at least delayed your goal to go after that other person. This is where the men are separated from the boys. The first instinct is to attack the person, but you are reacting to what *THEY* did, not your goal. There are times that you must do this, do not get me wrong, but think carefully, in the "*GAME MODE*" if that person is worth delaying your goal for. If you use the *GAME MIND*, you can better judge the situation, and not take it so personal.**

**CREATIVE VISUALIZATION TECHNIQUES**

Visualization is extremely important in magickal practices. I have covered this a little already. I highly recommend that you take the **EMPOWERED VISUALIZATION** course offered by the Society. There are also several good books on this subject available too. Write the Society if you are interested in getting them. Visualization is very important in success and love rituals.

You generally visualize during the bath part of the ritual, and after you have lighted all the candles on your altar. During these meditations you can use several techniques to add power to the visualization. One is masturbation. By bring sexual energy into the visualization, and seeing your goal as you orgasm, you are adding a great deal of energy to your ritual. Crowley even thought that in the word "Succeed", there was a hidden Tantric key.



### **WORDS OF POWER**

**Basically there are no “words of Power” that will greatly effect your ritual for the better. Some traditions hold great power in the word. Again, I have covered this a little already. Many books give you all kinds of things to say. If you like the words you see, or feel these are good words use them. You can also make up your own words.**

**Many traditions like to use words that rhyme. This is fun, and interesting to repeat over and over. Rhymes tend to stay in the mind longer. This does help your ritual. I like to use, or say words in a kind of a flowing beat way. Meaning, I like to say in a Money ritual the following: “Money is needed, and needed now!!!!” I repeat this over and over. The simpler the better. Do not make or use long phases. This takes you away from your goal again.**

**If you are sending a hex back to a person, I say “This Hex is returned, and returned three times as powerful!!!!”. By repeating a phrase over and over you are helping project the energy you have generated in**

**the ritual towards your goal. It also helps build more energy for the ritual.**

**In short, you can use any words that have meaning to *YOU*. Keep it short and simple, and if you like rhymes, use them.**

### **LUCK**

**Some people just seem to be more lucky than others. These people have a certain vibration around them. It always seems that the person who just returned from vacation, wins the trip to Hawaii in the contest they entered. You can create the same energy around you by doing the correct rituals.**


**Again, you cannot just do a ritual and expect things to come your way. This is why we all make our luck to some degree or another. You need to do the rituals, and keep working at life.**

**In luck rituals it is *VERY IMPORTANT* to cleanse your home and aura. This is done by using luck bathes and floor washes, sprays and incenses. It is a good idea to take a success bath at least once a week.**



This will keep the energy flowing to you. The lack of luck, can come from an unclean atmosphere.

The following set up, is a typical ritual for success:



The candles marked number **ONE**, are white and anointed with Van Van. You could also use Yellow/Gold candles here too, for a Fast Luck ritual. The candle marked number **TWO**, is either Green, Purple or White. The green for career or money luck. The white is for general luck. The Purple is for major blockages in luck. The number **TWO** candle needs to be surrounded by magnetic sand or lodestones. This is to Draw/Magnetize luck to you.

Candle **TWO** represents you and you should carve your name on it.

**These three candles are all anointed with a Success oil of your choosing. You can also use a commanding oil to add extra energy to the ritual.**

**I mentioned Camomile a little already, but in success rituals it is very important to use. You should Drink a lot of the tea, wash your hands in it. Use should also get the oil to anoint your hands with.**

**Fast luck oil is also very effective to use. A good uncrossing oil with luck energies is Jockey Club. Charm bags are also a good idea to carry in luck situations, along with a properly charged talisman. The Society offers metal talismans for luck. Write for more information on them. Again, you need to be focused on your goal to be successful.**

**Sometimes when you start a ritual, things will start going wrong in your life. This is a cleaning out process that needs to take place in some peoples lives. It means your life is full of trash, that must be cleaned up before success can take place. If you do a ritual for a advancement at your job, and you get fired, it means that the only way to advance in your career is at another ob. Why this may seem negative to start with, would it be better to stay at a job for several years, only to find out that you had**

no future there? I think not. The sooner you get on with your life the better.

If things go wrong, give the ritual time to work. This is just the start of the process. You need to learn to let things flow. While we all would like magick to work just the way *WE* want it to, that is not how it works. The spirits ultimately decide how the ritual will work. We are not wise enough to know the best way for things to happen, but the spirits do know the best way. This is the unknown element about magick. How will the ritual ultimately turn out? Let the higher powers make the decision. By doing this, in the long run you will be lead in the correct direction. If you fight against It, you generally make things worst, or at the very least waste your time.

### **SUCCESS STRATEGIES/STRUCTURES**

There are two things that you must consider when doing any kind of success rituals. First, you must think of the best way success can

come to you. Think carefully, while you can demand the exact way things will come to you, if your plan is reasonable, it will happen very similar to your plan. **REMEMBER:** magick can only bring what is obtainable in your life. If you do a money drawing ritual, do not try to get millions, it is just not possible for the average person. Think carefully, could I get a hundred or a couple of thousand? Pick a **REASONABLE AMOUNT FOR YOUR LIFE**. The same with success rituals. If you want a job promotion, do not try to be president of the company. That is not how magick works. The same is true in all other rituals. If you do a love drawing ritual, do not try and target Madonna, **YOU WILL NOT GET HER**. Magick draws from your **"SPHERE OF AVAILABILITY"**. Meaning, it draws from what is around "your" world. I have covered this a bit already, but it needs being said again.

**You cannot win the lottery, make millions of dollars, have Madonna fall in love with you, control people like robots etc. This is not how magick works. You affect "your" basic life. None of the things mentioned are in most peoples lives. If you know Madonna personally, then you can**

influence her that way. Generally, you need to personally know the person to influence them. This is one of the Laws of magick. Only very evolved Master Sorcerers can affect people they do not know. You can count these people on one hand.

Keep your goals reasonable and you *WILL* get them. Shoot for the Moon, and you will crash to Earth, a failure!!!

*SECOND*, you must go after your goal, both magickally and actively. Magickally meanings, *DO YOUR RITUALS DAILY WITHOUT FAIL!!!* You can't expect to achieve anything in life without working for it. If you truly want your goal, you will invest the time to do the rituals. Not doing daily rituals is an open door for failure.

You also need to be actively going after your goals in non-magickal ways too. Meaning, first you need to invest in the Oils, Incenses, candles, Floorwashes etc. that you will use in your rituals. If your goal is not worth investing in supplies, then you do not really want the goal. This small investment, will pay for itself a hundredfold.

The other part of being active is, working towards your goal. This



means that if you do a Money Drawing ritual, that you are doing things that will give you the chance of making more money. In Love Drawing you need to get out and meet people. They will not knock on your door and fall in love with you. The same with success rituals. If you want a better job, you need to look for one. Magick will not just place it in your lap.

**MAGICK WORKS WITH YOUR LIFE,**  
**IT DOES NOT MAKE YOU ONE!!!**

### **GAMBLING**

I have already covered the herbs, oils etc. to use for gambling. Why some people are lucky, and others are not, is a mystery of life.

Why are some people are always winning and others not? It seems to be some kind of energy field around the person. As of this date, no one has found out how to change this field, or create this field totally. The recipes I have given you help create this field, but a lot more research needs to be done in this area. The Society is working on this research

now. Members will be told about our research as it comes to light.

As I have just stated, magick will not help you win the lottery. It can improve your odds, and build that field I was talking about. Even the slightest increase in luck could pay off greatly. You can even do rituals for gambling success. Do them just like any other success ritual, but carve the name of the game and the amount you want to win on one of the candles. Then when you play the game, use the gambling herbs etc. as I have stated.

### **YOUR CONCEPT OF SUCCESS**

When doing any success ritual, or for that matter any ritual at all, you need to fully understand what it is you want. What is success to YOU? This is not as easy as it sounds. You must give this careful thought. Your ideas of success probably come from your family and what society tells you is success. You must go beyond this, and think for yourself in life. What is success to you.

**After thinking about this. You must find out what are the blocks in your life stopping you from having success. A couple of fine oils to use in success rituals are King Solomon and Kyphi. Both these oils help obtain wisdom. These oils help bring ideas into your life that will change your failure to success. These oils effect your sub-conscious mind by bringing in the ideas it needs to succeed. This is a very powerful technique for long lasting success. While this takes longer, the success it brings, also lasts longer. The oils are used by anointing your temples and third eye with them. Try it, you will be amazed at the results.**

### **GENERAL SEXUALITY**

**If you are having sexual problems, I have given you several sexual recipes, and other love drawing oils rituals etc. These will help you greatly. Again, you need to work on these rituals daily.**

**If you still have sexual problems, you may be sexually crossed. You then need to do an Uncrossing ritual on yourself sexually. You also**

should put Uncrossing oil in your bath and on your genitals. In the Uncrossing ritual, you would use Red candles with your name carved on them.

The Society also offers several books on sex and magick. We even have one on Psychic Sexual Command. This book tells you how to influence other people to have sex with you. We also have several other rare and practical books on sex. Order the catalogue for complete information on these. We also offer powerful Lust Kits.

If you find yourself being obsessed by sexual thoughts, you need to read spiritual literature because such books will automatically serve to convert much of that energy by refocusing in your higher Chakras. This takes it away from you lower Chakras, and thus balancing your energies.

Sex is a part of life, but you must not spend all your time worrying about it, or going after it. A true Sorcerer uses their energy *VERY CAREFULLY*.



**THE BASIC KEYS TO ALL SUCCESS**

**If you keep failing at magick, most likely it is not the magick. What I have given you here has helped hundreds people. It does work. Most likely you are not doing your rituals, or you are using *JUNK* oils, Incenses, washes etc. If you are using quality products and still are a failure, then you need to look at yourself. Many people *DEEP DOWN* feel that they should fail. This is more common than you think. This is all part of the “*ART*”. This is how magick gets personal, and why you must ultimately make up your own system of magick that works for You!!!**

**If these self doubts and negative self images effect your life, you need to do the following to break through. The first is Meditation. You need to meditate on your problem. Where did it come from? Are they learned? Are they realistic? These are the things to think about.**

**Another technique involves the use of ritual. For those that feel they are unworthy or self defeating, then you need to do a ritual to change this. Anoint a white candle with your name carved on it with *Wolf's Heart***

oil and Uncrossing oil in a 50/50 blend. You can also try Crucible of Courage and Uncrossing oil. If this does not work switch from white candles to Yellow or Orange, but use the same oils. You will have to try several until you find the one that works for you. The best time to do these rituals is in the hour of Mars, Jupiter and the Sun. Generally you also would do this on a Waxing moon phase.

Not only do you need to do a ritual, but you need to take baths. The same recipes as above in your bath water work well. As I have told you, baths are very important in rituals, and in this kind of ritual it is *VERY IMPORTANT*. You also should make up a Charm bag. Use courage and uncrossing herbs in the bag, and include Dragon's Blood Reed. There are also various talismans you can purchase or make which are of help in this matter. Contact the Society for more on these. You could place these on your altar or in your bag. The more items and rituals you do the better. This is a major block in your life, and needs a lot of work.

Once you start breaking through your failures and fears, you need to start adding success oils and candles. Place green candles directly in

front of your white candles. These are anointed with Crown of Success, Success, Goona Goona, and any other success oil of your choosing. It is important to fill the gap you have created by doing the Uncrossing with Success rituals.

You probably will start to fall back a little while doing these rituals. What you need to do is exchange a purple candle for the white candle. Use the same oils. This will add protection and power to your ritual. Hopefully this will keep you on track.

You can use the same ritual above for problems in romance and sex. Instead of using green candles, you would use pink or red candles. You anoint the candles with Love Me or one of the Venus recipes. If you need more power, women should use Isis oil and men King/Master of the Woods. Gay women should use Q Perfume oil, and Gay men Satyr oil. Both these are sexual in nature and only work in that area.

The last basic key to success is **WORK & PRACTICE**. Nothing comes easily. You must study this course daily and do rituals daily for your goals. If you do, you will become successful. You are never finished

learning. Even Master Sorcerers are always learning new ways of doing things. You need to be always searching for newer and better ways to improve your magick. The society will be your major helper in this regard. The wealth of practical knowledge unmatched!!! Read everything you can get your hands on. Look in used book stores for old books. Take techniques from *ALL KINDS* of systems, magickal or not and use them in your personal system.

**DO NOT GET DISCOURAGED**

In all learning processes there is a time you will get a lot of failures. This is all part of the process. You must not let this get you down, or have it depress you to the point of quitting your practice. This is part of the screening process the Spirits put you through. They are testing you too. Secondly, to a lot of you, this is the first time you are dealing with magick. Even if you have studied magick, this the first time you are getting real information that works. It will take you some time to fully



understand and make it part of you.

Carefully follow the instructions in this course. Get the quality products made for this course, and work and practice daily. If you follow these simple steps, you will have success. Your ultimate success depends on your dedication and some natural abilities. The Society is always here to help. If you have any questions or problems feel free to write us. Enclose a SASE for a reply.

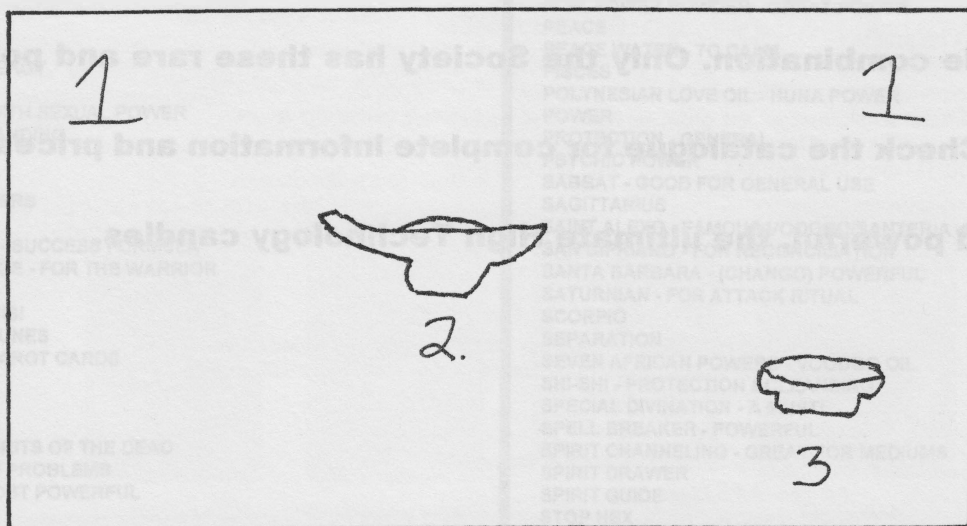
This course has opened the door to unlimited power. You now have the key, all that needs to be done is for you to *ACT*.

### **HOW TO USE POWER FIGURE CANDLES MADE BY THE SOCIETY**

All the specialty candles made by the Society are used the same. While they do come with instructions, here is a basic way to use them.

Note the following set up. Candles marked number *ONE* are white, anointed with Van Van. The number *TWO* candle is the figure candles of your choosing. This could be anything you are in need of: Protection,

**Healing, Luck etc. See the list of candles for the one you need. On this figure candle carve your name and anoint with correct oil for ritual. A money figure candle would have Money on the candle etc. The number *THREE* on the set up is, the Incense burner. You would burn the correct incense for the ritual again. Money for money, love for love, or if you need more power, burn a commanding incense of some kind.**



**Do the ritual daily, and let the candles burn for about 60 minutes each day until they are totally consumed. At that time find the Pewter Power figure inside the Number *TWO* candle and clean it off. You then anoint the Pewter figure with the correct oil for the ritual (Money for money etc.) and place it in the correct color charm bag. (Green for Money**

etc.). You then need to carry the bag with you at all times. This is a very powerful ritual designed by the Master Sorcerers of the Society.

The shapes of the candles hold a lot of symbolic power. These shapes trigger the part of the mind that projects the energy towards its goal. That is why they are so effective. This along with a talisman/pewter Power figure inside being charged as you do the ritual each day, is an unbeatable combination. Only the Society has these rare and powerful candles. Check the catalogue for complete information and prices. Easy to use and powerful, the ultimate High Technology candles.

HOW TO USE POWER FIGURE CANDLES MADE BY THE SOCIETY