

The
RITUAL MAGIC
MANUAL



A COMPLETE COURSE
IN PRACTICAL MAGIC

DAVID GRIFFIN

TRANSFORM YOUR LIFE THROUGH RITUAL MAGIC!

TIRED OF BOOKS ON MAGIC THAT YOU CAN'T REALLY USE? At last there's a book that gives you practical, hands-on training. Within minutes, you will learn by doing, step-by-step, the Rituals that until now only a fortunate few have enjoyed. You start with basic Rituals, and quickly move on to technology so advanced, it's actually simple. Equally suitable for the beginner as well as the advanced Magician, Witch, or Pagan. By doing Rituals combining Enochian, Egyptian, and Qabalistic Magic, you will soon discover how easy it is to use.



ENOCHIAN ELEMENTAL MAGIC

Influence your environment - Unleash your creativity - Be the success you were meant to be!

ENOCHIAN ASTROLOGICAL MAGIC

Develop your personality - Transform how you relate to the world - Improve your self-esteem, self-confidence, and self-expression - Have more vital energy!

SEPHIROTHIC MAGIC

Awaken your spirit! - Access inner sources of wisdom, harmony, and fulfillment!

MAGICAL EVOCATION

Discover your hidden talents - Remove mental blocks to success - Free the latent power of your Unconscious mind!

Use rituals practiced and developed by famous Magicians, Israel Regardie, Aleister Crowley, and S. L. MacGregor Mathers! Available for the first time anywhere! Complete, full-color assortment of Enochian Astrological Tablets and flashing Talismans. This deluxe limited edition gives you everything you need. All in one place. Ready to use.

ISBN 0-9658408-9-1



54900



9 790965 840896

GOLDEN DAWN PUBLISHING
BEVERLY HILLS • STOCKHOLM

THE RITUAL MAGIC MANUAL

A Complete Course in Practical Magic

DAVID GRIFFIN

Introduction by Cris Monnastre
Appendix by William Heidrick

"This book is a must for anyone interested in personal and spiritual development. Israel Regardie frequently suggested that the techniques of ritual magic could serve as powerful psychotherapeutic tools, should they ever be discovered by mainstream psychology. This book makes many such techniques available as never before."

- Cris Monnastre, *Psychotherapist, Former student of Israel Regardie and author of the Introduction to the 5th Edition of Israel Regardie's "The Golden Dawn"*

"*The Ritual Magic Manual: A Complete Course in Practical Magic*" is a breathtaking and comprehensive ceremonial magic tour de force.

Unquestionably, students of the Golden Dawn and the Thelemic traditions will welcome this massive work. Fundamental material is organized tightly for easy reference, and then ingeniously expanded to accommodate the magician's increasing levels of skill and understanding. Griffin's colorful and innovative treatment of the Enochian material deserves special attention and praise."

- Lon Milo DuQuette, *Author of "The Magick of Thelema" and "Angels, Demons, & Gods of the New Millennium"*

"A comprehensive guide to Practical Magic. The integration of new Enochian Magic proves that the Golden Dawn is not just an object of historical curiosity, but a living, growing, and evolving tradition."

- Jean-Pascal Ruggiu, *Imperator, Athoör Temple No. 7, Paris, France, Hermetic Order of the Golden Dawn®, Author of "Les Rituels magiques de l'ordre hermétique de la Golden Dawn" and "Les Rituels d'initiation de l'ordre hermétique de la Golden Dawn"*

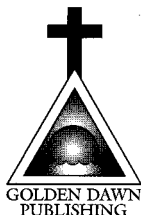
The Ritual Magic Manual is the most comprehensive book on Practical Magic available today. As useful to the beginner as to the accomplished Magician, Witch, or Pagan, clearly written and easy to follow Rituals teach you how to harness the power of Elemental, Astrological, and Sephirothic Magic. Practical Magic shows you how to use the Rituals for personal and spiritual growth, as well as to transform your environment.

In the most significant breakthrough integrating Enochian, Egyptian, and Qabalistic Magic since the Hermetic Order of the Golden Dawn, David Griffin has herein achieved a brilliant new synthesis of Enochian and Astrological Magic.

From the perspective of Jungian depth psychology, the author demonstrates how even Demonic Evocation, the most feared and misunderstood aspect of Magic, may be safely used as a powerful psychotherapeutic tool. Finally, he explains how Ritual Magic and psychotherapy may dynamically complement one another.

David Griffin is a Senior Adept of the Hermetic Order of the Golden Dawn. He was trained in Magic by Cris Monnastre, a leading student of Israel Regardie. He is certified in Psychosynthesis as well as in Gestalt therapy.

Born in San Francisco, California, he currently resides in Stockholm, Sweden, where he teaches Magic privately, as well as in public lectures and seminars.



The Ritual Magic Manual

A Complete Course
in Practical Magic

David Griffin



GOLDEN DAWN PUBLISHING
BEVERLY HILLS · STOCKHOLM

The Ritual Magic Manual: A Complete Course in Practical Magic.
Copyright © 1999, David Griffin. All rights reserved. No part of this book may be reproduced in any manner whatsoever, electronic or mechanical, including photocopy, recording, or by any information storage or retrieval system, without prior permission in writing from Golden Dawn Publishing except in the case of brief quotations embodied in critical articles and reviews.

Published 1999

Golden Dawn Publishing
270 North Cañon Drive, Suite 1302
Beverly Hills, CA 90210
Publishing@Golden-Dawn.Com
<http://www.golden-dawn.com>

08 07 06 05 04 03 02 01 00 99 9 8 7 6 5 4 3 2 1

Printed in the United States of America

Permissions:

Cover design by Carl Abrahamsson

Grade Signs artwork copyright © Tomas Stacewicz

Foreword copyright © Cris Monnastre

The Twelve Banners of Kabbalah copyright © William Heidrick. First published in the OTO Newsletter, August 1979.

Israel Regardie, The Golden Dawn, and Psychotherapy copyright © Cris Monnastre and David Griffin. Artwork copyright © Pontus Lindqvist. A version of this article was originally published in *Gnosis* magazine, No. 27 (Autumn 1995).

Cataloging Data

Griffin, David, 1955-

The Ritual Magic Manual: A Complete Course in Practical Magic
Includes bibliographical references.

1. Magic. 2. Hermetic Order of the Golden Dawn-Rituals. I. Title.

BF1611.G75 1998 133.4'3 98-96651

ISBN 0-9658408-9-1 (hardcover)

ISBN 0-9658408-8-3 (paper)

Dedication



To Isis, patroness of Theurgy, to Cris Monnastre for her devotion to the Great Work, to the Fratres and Sorores of the Hermetic Order of the Golden Dawn, and to all who endeavor to become more than human!

I would like to acknowledge persons too numerous to mention separately for their inspiration, research assistance, and for their time spent in reviewing the manuscript. I particularly wish to thank Bill Heidrick for sharing his research regarding magical correspondences.

The Hermetic Order of the Golden Dawn provides teaching and Initiation in the Western Esoteric Tradition. There presently exist numerous Temples of the Hermetic Order of the Golden Dawn around the world that possess legitimate chartered and/or initiatic lineal affiliation deriving from the original Mother Temple in London. Although the Golden Dawn does not advertise nor actively recruit, interested individuals may find more information about the Golden Dawn at the following Internet web site:

<http://www.golden-dawn.com>

The author would enjoy hearing from you. Individuals wishing to contact the author may do so through the publisher via email at: Publishing@Golden-Dawn.Com.




Hermetic Order of the Golden Dawn[®] is the registered trademark of the Hermetic Order of the Golden Dawn, Ordo Rosae Rubeae et Aureae Crucis, R. R. et A. C.[®] is the registered trademark of the R. R. et A. C., and Ordo Rosae Crucis, Alpha et Omega[™] is the trademark of the Ordo Rosae Crucis, Alpha et Omega.

Table of Contents

Foreword, by Cris Monnastre	13
Introduction	21
How to Use this Book	21
Vibration and the Nature of Ceremonial Magic	22
Magic and Psychotherapy	22
Journal Keeping	23
Magical Implements	23
Channeling, Guided Fantasy, and Skrying in the Spirit	
Vision	24
Testing Visions While Skrying	26
Astrology and the Rosicrucian Sidereal Zodiac	27
Magic and the Tree of Life	28
Color Scales and Flashing Colors	32
Scholarly Considerations	33
The Vault of the Adepti	34
CHAPTER ONE: Basic Rituals	35
Pronunciation Symbols	35
Grade Signs	38
Rite of the Qabalistic Cross	45
Lesser Banishing Ritual of the Pentagram	46
Ritual of the Middle Pillar	48
Analysis of the Key Word	50
Lesser Banishing Ritual of the Hexagram	52
Rose Cross Ritual	54
Assumption and Divestment of God Forms	58
An Invocation of the Highest Divine Force	59
Rite of Purification with Water and Consecration with Fire	62
Rite of Adoration of the Lord of the Universe	63
Rite of the Magical Eucharist	63
CHAPTER TWO: Elemental Magic	67
Introduction	67
Ritual Timing	67
Facing the Quarter of the Element	67

Enochian Elemental Tablets.....	69	Ritual Timing.....	260
Greater Invoking Ritual of the Pentagram, Earth.....	69	Facing the Sign.....	261
Greater Banishing Ritual of the Pentagram, Earth.....	78	Spirit Pentagrams.....	262
Greater Invoking Ritual of the Pentagram, Air.....	82	New Developments in Zodiacal Magic.....	262
Greater Banishing Ritual of the Pentagram, Air.....	90	Greater Invoking Ritual of the Pentagram, Pisces.....	263
Greater Invoking Ritual of the Pentagram, Water.....	94	Greater Banishing Ritual of the Pentagram, Pisces.....	270
Greater Banishing Ritual of the Pentagram, Water.....	102	Greater Invoking Ritual of the Pentagram, Aquarius.....	272
Greater Invoking Ritual of the Pentagram, Fire.....	105	Greater Banishing Ritual of the Pentagram, Aquarius.....	279
Greater Banishing Ritual of the Pentagram, Fire.....	113	Greater Invoking Ritual of the Pentagram, Capricorn.....	281
Supreme Invoking Ritual of the Pentagram.....	117	Greater Banishing Ritual of the Pentagram, Capricorn.....	288
Supreme Banishing Ritual of the Pentagram.....	131	Greater Invoking Ritual of the Pentagram, Sagittarius.....	290
CHAPTER THREE: Planetary Magic.....	137	Greater Banishing Ritual of the Pentagram, Sagittarius.....	297
Introduction.....	137	Greater Invoking Ritual of the Pentagram, Scorpio.....	299
Ritual Timing.....	137	Greater Banishing Ritual of the Pentagram, Scorpio.....	306
Facing the Planet.....	138	Greater Invoking Ritual of the Pentagram, Libra.....	308
Magical Implements.....	140	Greater Banishing Ritual of the Pentagram, Libra.....	315
Day and Night Houses of the Planets.....	140	Greater Invoking Ritual of the Pentagram, Virgo.....	317
New Developments in Planetary Magic.....	142	Greater Banishing Ritual of the Pentagram, Virgo.....	324
Greater Invoking Ritual of the Hexagram, Luna.....	144	Greater Invoking Ritual of the Pentagram, Leo.....	326
Greater Banishing Ritual of the Hexagram, Luna.....	152	Greater Banishing Ritual of the Pentagram, Leo.....	333
Greater Invoking Ritual of the Hexagram, Mercury.....	155	Greater Invoking Ritual of the Pentagram, Cancer.....	335
Greater Banishing Ritual of the Hexagram, Mercury.....	162	Greater Banishing Ritual of the Pentagram, Cancer.....	342
Greater Invoking Ritual of the Hexagram, Venus.....	164	Greater Invoking Ritual of the Pentagram, Gemini.....	344
Greater Banishing Ritual of the Hexagram, Venus.....	172	Greater Banishing Ritual of the Pentagram, Gemini.....	351
Greater Invoking Ritual of the Hexagram, Sol.....	174	Greater Invoking Ritual of the Pentagram, Taurus.....	353
Greater Banishing Ritual of the Hexagram, Sol.....	181	Greater Banishing Ritual of the Pentagram, Taurus.....	360
Greater Invoking Ritual of the Hexagram, Mars.....	184	Greater Invoking Ritual of the Pentagram, Aries.....	362
Greater Banishing Ritual of the Hexagram, Mars.....	191	Greater Banishing Ritual of the Pentagram, Aries.....	369
Greater Invoking Ritual of the Hexagram, Jupiter.....	194	Supreme Invoking Ritual of the Zodiac.....	371
Greater Banishing Ritual of the Hexagram, Jupiter.....	201	Supreme Banishing Ritual of the Zodiac.....	399
Greater Invoking Ritual of the Hexagram, Saturn.....	203	CHAPTER FIVE: Sephirothic Magic.....	405
Greater Banishing Ritual of the Hexagram, Saturn.....	210	Greater Invoking Ritual of the Hexagram, Malkuth.....	405
Supreme Invoking Ritual of the Hexagram.....	213	Greater Banishing Ritual of the Hexagram, Malkuth.....	412
Supreme Banishing Ritual of the Hexagram.....	230	Greater Invoking Ritual of the Hexagram, Yesod.....	415
Supreme Invoking Ritual of the Sigillum Dei Aemeth.....	233	Greater Banishing Ritual of the Hexagram, Yesod.....	421
Supreme Banishing Ritual of the Sigillum Dei Aemeth.....	253	Greater Invoking Ritual of the Hexagram, Hod.....	424
CHAPTER FOUR: Zodiacal Magic.....	259	Greater Banishing Ritual of the Hexagram, Hod.....	430
Introduction.....	259	Greater Invoking Ritual of the Hexagram, Netsach.....	433
Pentagrams vs. Hexagrams.....	259	Greater Banishing Ritual of the Hexagram, Netsach.....	440
		Greater Invoking Ritual of the Hexagram, Tiphareth.....	442

Greater Banishing Ritual of the Hexagram, Tiphareth	449	The Book of the Concourse of Planetary Forces	621
Greater Invoking Ritual of the Hexagram, Gevurah.....	452	The Book of the Concourse of the Zodiacal Forces.....	634
Greater Banishing Ritual of the Hexagram, Gevurah	458	APPENDIX V: Israel Regardie, The Golden Dawn, and	
Greater Invoking Ritual of the Hexagram, Chesed.....	460	Psychotherapy	645
Greater Banishing Ritual of the Hexagram, Chesed	467	APPENDIX VI: Bibliography.....	659
Greater Invoking Ritual of the Hexagram, Binah	469	APPENDIX VII: Epilogue	665
Greater Banishing Ritual of the Hexagram, Binah.....	476		
Greater Invoking Ritual of the Hexagram, Chokmah.....	478		
Greater Banishing Ritual of the Hexagram, Chokmah	485		
Greater Invoking Ritual of the Hexagram, Kether.....	487		
Greater Banishing Ritual of the Hexagram, Kether.....	493		
Supreme Invoking Ritual of the Sephiroth	496		
Supreme Banishing Ritual of the Sephiroth.....	517		
CHAPTER SIX: Practical and Talismanic Magic.....	523		
Introduction.....	523		
The Function and Aim of Magic.....	523		
Practical Magic	524		
Flashing Tablets and Talismans.....	526		
Ceremonial Formula of Magical Consecration	527		
Dignity of the Planets and the Signs.....	527		
Categories For Practical Magic.....	529		
CHAPTER SEVEN: Demonic Evocation	545		
Introduction.....	545		
A Rite of Magical Confession.....	556		
Magical Evocation Ritual to Visible Appearance, Saturn.....	557		
APPENDIX I: Enochian Keys or Calls.....	567		
Introduction.....	567		
Transliteration Methodology.....	570		
The Enochian Calls and the Elemental Tablets.....	571		
The Forty-Nine Enochian Calls.....	572		
APPENDIX II: Magical Correspondences	603		
APPENDIX III: The Twelve Banners of יהוה, by William			
Heidrick	617		
APPENDIX IV: The Book of the Concourse of the Planetary			
and Zodiacal Forces.....	621		



Foreword

by Cris Monnastre

I met David Griffin for the first time Mothers' Day weekend, 1992, in a Studio City, California, "nouvelle cuisine" café for breakfast. The synchronicity of that holiday made it a table for three and not just two, since Erich Neumann's *The Great Mother*, the beloved Isis, was in our midst from the first moment of our contact. When I walked into the empty neon lit dining room (hardly the ambiance of a British Museum reading room where Magicians long before us made such similar historical encounters) my first reaction was disappointment. There sat this man looking pitifully alone among a tangled architecture of twisted wire tables and chairs, tall but too thin in stature, a military haircut and the most hollow, vacant yet absorbing eyes that held the look of a zealot! My immediate resolve was to make this as painlessly brief a meeting as possible! Little did I know in those first seconds that those eyes were truly and undeniably capable of staring into and surviving the fires of the gods while not going blind, the eyes of magical genius and such enormous raw talent that only a holy fanaticism indeed could contain such sacred and hungry wantonness for the wildest, most unexplored and deepest of mysteries.

He had written to me through a colleague: a post card from Cairo, Egypt, with a Beverly Hills, California, mailing address. The card was referred to me since I lived in Southern California. I sent him a pathetically hasty reply on a piece of yellow pad paper written in pencil. Since my introduction to the fifth edition of *The Golden Dawn* by Israel Regardie had been published in 1986. I was used to receiving

cards and letters from all over the world from would-be and hopeful magicians interested in Initiation and training with me as I had been trained by Regardie. To that first meeting, I had only brought with me my copy of *The Golden Dawn* (autographed by Regardie years before) and Tabatha Cicero's *New Golden Dawn Ritual Tarot*, a modern tarot deck which accurately portrays the Tarot Trumps as described in the Golden Dawn Initiatory rituals. At random, David selected the High Priestess (Moon) and the Devil (Capricorn) cards from the deck (the Woman and the Serpent of Revelation) which presaged the theme of our magical relationship to the present date. After breakfast, we visited Regardie's grave nearby and on the way I returned home to gather up Regardie's ritual wine cup and Enochian chess set which were just a few of the items of his magical paraphernalia he had given to me as a gift several years before. At the grave, David improvised a ritual invoking the energies of Daath that was, despite the hubris of such an endeavor, stunning in conception and execution. Having worked with the likes of a magical titan as Israel Regardie, very, very little impressed me at that phase of my magical career, but there on that sun-dripped grave lawn, I knew I had another true Zanoni in my presence with his makeshift turban of white silk embroidered with the Queen scale colors of the Tree of Life and a talisman he had made of rose leaves and 24 carat gold while a lone hawk blessed the beginning of our conjoint adventure by diving through an aquamarine sky overhead.

The rose leaves and gold talisman of that day's meeting were the foretelling piece which prototypically announced his future exhaustive and elegant research into the Inner or Second Order work of the R.R. et A.C., the magical curriculum which immediately follows the Golden Dawn or Outer Order elemental Initiations. March 25, 1997, is the 15th anniversary of my resurrecting classical Golden Dawn Initiatory work in the United States through founding a Temple in Los Angeles, California, under Regardie's close direction. Additionally, June 26, 1997, was also the fifteenth anniversary of my receiving the Adeptus Minor (5=6) Grade from Israel Regardie in a Vault built with sainted patience by Chic Cicero in Columbus, Georgia. And so, in remembering these anniversary milestones in my personal magical career, it is an honor to be asked to introduce this important work, *The Ritual Magic Manual: A Complete Course in Practical Magic*, which explores all facets of the R.R. et A.C. as not as yet fully accomplished heretofore. Having trained many magicians through the Outer Order process, I have repeatedly observed that many of them perceive attainment of the 5=6 Grade of Adeptus Minor as a conclusion in itself, resting on du-

bious laurels of success and not remembering the exhortation in the sacred Obligation of the 5=6 Grade Ritual (Yesod) where the Chief Adept states, "...I also undertake to work unassisted at the subjects prescribed for study in the various practical grades from Zelator Adeptus Minor to Adept Adeptus Minor, on pain of being degraded to that of Lord of the Paths of the Portal only." The hoped-for experience of growing into Tiphareth by advancing into 5=6 is attaining to the Knowledge and Conversation of the Holy Guardian Angel. But although Regardie states in *The Tree Of Life* how individual and unpredictable such attainment may be, it is often a growing and developmental process rather than an isolated event (infrequently occurring during the 5=6 Initiation itself) for which this book can provide the first guide of its kind. Every Initiate who walks out of a Vault of the Adepti for the first time should be handed a copy of this book as a powerful prompt and practical, magical roadmap, a true grimoire to keep working toward that supreme experience of the Holy Guardian Angel which Regardie further states in *The Tree of Life* as "...the supreme object of all magical ritual... in other words, the communion with the Higher Self. ...It brings with it new powers, new extensions of consciousness, and a new vision of life."

The "Introduction" is an important and salient overview which assists the advanced as well as beginning Magician. It should not be overlooked in addressing the more complex material further on in the text. The author addresses and reminds us of the often neglected concept of "vibration" (so succinctly elucidated in the occult classic, *The Kybalion*, by Three Initiates). It additionally emphasizes the important consideration of psychotherapy as conjoint with magical practice (which is an idea Regardie espoused until his death). Common sense and "how to" reminders of not accidentally "de-charging" magical weapons, a discussion of the significant differences between channeling, guided fantasy, and Skrying in the Spirit Vision all help to remind the student to be wary of carelessness and self-delusion. The author also examines the important point of selecting the sidereal as opposed to tropical system for astrological mapping and includes elementary Qabalistic information and correspondences. Of particular and important academic note is that the author has addressed the "...numerous corruptions and misconceptions..." of the various names in the frequently flawed extant published hierarchies and has corrected them. He also provides a believable argument for a rethinking and augmenting of former guidelines to Enochian pronunciation.

The opening chapter on Basic Rituals is what adds to the "user friendliness" of this practical manual, for it affords the beginner (and reminds the experienced practitioner) of the necessary tools to begin building (or continue reinforcing) in the Sphere of Sensation (Aura) those symbols which produce gradual and imperceptible but undeniable and absolutely necessary change for legitimate and not just nominal, magical adeptship. This is change which impacts the student not only psychologically and emotionally but also physiologically where brain chemistry, hormonal activity, and central nervous system function all become more finely attuned and harmonious in their interrelation.

One of the most frequently overlooked issues in magical training is that lovely and poetic phrase in the oath of the Adeptus Minor Grade that states, "I further promise and swear that with the Divine Permission I will, from this day forward, apply myself to the Great Work - which is, to purify and exalt my Spiritual Nature so that with the Divine Aid I may at length attain to be more than human..." This means exactly and literally what it says! An Adept's body in terms of physiology, chemistry, structure, and function is not the same as the average man, or what Regardie referred to as "homo normalis." By attending (Tarot Trump #1 - The Magician) to "...symbol, ceremonial, and sacrament..." the anabolic and catabolic activities of the body in their processes actually do (literally) purify and consecrate the Temple of the physical body to prepare it for contact with what Paul Foster Case refers to in *The True And Invisible Rosicrucian Order* as "Contact with this True Rosicrucian Order, which is impossible without the necessary physical changes." So cast a scant eye on the Grade titles many so-called Adepts publicly (and tastelessly!) place behind their names as they are usually only nominal! Additionally, keep in mind that "purification and consecration" is also a psychological process which will expel the dross of the personality which can also result in the eruption of any variety of personal unconscious material (the academic and historic term is "complex") which is well illustrated in the symbolic diagram in the Golden Dawn system as "The Garden of Eden After the Fall." And finally, every single time any ritual is performed to the best of one's ability and experience, regardless of how halting or even fraught with the occasional error, a physical change(s) occurs in the practitioner's physiology.

Of particular importance in this chapter's list of rituals are the Lesser Banishing Ritual of the Pentagram and the Middle Pillar technique. The Lesser Banishing Ritual of the Pentagram (LBRP) is not un-

like a kind of daily magical "brushing of teeth" which one should be as devoted to as that same daily hygienic practice! In my experience, I have observed that daily work with the LBRP does not gain momentum until after about 90 days of faithful practice, particularly for beginners. Additionally, experienced practitioners frequently abandon this simple protective and deeply symbolic technique as elementary and unnecessary and experience the attendant, unsettling fallout of depression, oversensitivity to others' emotional atmospheres (particularly overall negativity and generalized depression or anxiety), odd experiences, or just plain "bad luck" in their day to day personal lives. Keep in mind that the LBRP is not only for protection of the Sphere of Sensation, but also assuredly sensitizes the psychic centers of perception and attracts any variety of energy/thought forms on the Inner Planes for which the would-be Magician needs discernment, a healthy and fortified ego not easily given to inflation by the archetypes, and downright common sense with some modicum of balance and groundedness!

The Middle Pillar technique is what Regardie had frequently called the "sine qua non" of Magic, an absolute and nonnegotiable necessity for Magical success. The Middle Pillar not only enhances relaxation and produces a generalized sense of balance and well being, but also slowly but assuredly builds into the Sphere of Sensation those vital (and "real") "spiritual organs" which makes communication with the inner planes and reception of the Universal Energy (Prana, Orgone, LVX) possible and appreciable. A well done Middle Pillar should take approximately 30 minutes to perform (if not longer), and Regardie could not stress enough the importance of attending particularly to the relaxation and deep breathing processes in preparation for it. He ascribed to Wilhelm Reich's theory of body character armor which in part is caused by chronic tension and unconscious muscle rigidity, thus preventing the full flow of the Universal Energy. For safety, the student should work with only white light as a visualization aid in its performance for considerable time, always opening and closing with a LBRP. Unless the practitioner works with the Middle Pillar technique daily and patiently, the rest of magical "work" is only personal theater, so much occult and narcissistic claptrap and frankly a pure and unutterable, total waste of time! Knowing all the names of the Qabalistic Angels on the head of any variety of Magical pin will only develop one into absolutely nothing more than that kind of insufferable anal retentive bore who abounds in all occult circles and unfortunately can only rhapsodize on meaningless minutiae. There is no other way

toward the heights than through discipline and a willingness to actually change the body, mind, and psyche into the most fit of vehicles for this stunning and Great Work. There are no shortcuts, there is no drug, there is no positive and glamorized parental transference which will do more than eventually turn into a pillar of salt like Lot's wife! Regardie's only criticisms of my personal magical process (and biting criticisms they were) were when I was lax in the regular and disciplined performance of the Middle Pillar. The student is further referred to Regardie's *The One Year Manual*. Anyone who can go through a year of these exercises and come out still standing will be way ahead of the magical game and deserve my personal congratulations for a job exceedingly well done in taking self in hand and to task! Of particular importance is the jewel of the chapter entitled "Unity, All is God." Its humble and even homespun writing style shows the purest distillation of Regardie's thinking in his later years. All of the philosophical fundamentals of Magic are in this chapter. There is nothing else! Everything else is only ornament. This simple chapter alone deserves rereading time and time again at different stages in one's magical career.

The bulk of David Griffin's book presents rituals for Elemental, Planetary, Zodiacal, Sefirotic, and Talismanic Magic. These are written in a cogent style with clear instructions and numerous accompanying diagrams. The manual format allows great ease for the practitioner to immediately work with the ritual of his/her choice without having to look up appropriate names and symbolic designations in complicated lists of correspondences. No other book so clearly combines the flashing colors with the assumption of god forms. Additionally, there is a unique unifying of Enochian, Planetary, and Zodiacal material while interpreting, explaining, and integrating "The Book of the Concourse of Forces."

Chapter seven addresses demonic evocation, a controversial topic all too frequently sensationalized or treated ignorantly. The author's concise and careful comments include all the appropriate psychological and technical cautions while adding that dimension of demonic evocation as interpreted through the lens of modern psychology. This writer and Regardie had countless discussions regarding the role psychotherapy and psychological theory (of varying modalities) played in Magic. In Regardie's *Middle Pillar*, in 1938, he wrote, "These ideas are mentioned not because a systematic union of Magic and Psychology will be here presented, but in the hope that this effort will spur some psychologist acquainted with magical and mystical techniques to at-

tempt such a task. Whoever does succeed in welding the two indissolubly together, to him mankind will ever be grateful." Regardie was indeed a prophet of his day, for nearly 60 years later, any variety of schools of psychological thought, particularly Jung's Analytical psychology, have not been afraid to attempt swimming in the unknown and deep waters of the meaning of the unconscious. The author's elucidation of demonic evocation as bridged with psychological theory is courageous and decidedly daring but not foolhardy. And many a consulting room around the world steeped in the quagmire of fossilized thinking and terribly bereft of specific and effective technique would do well to at least consider how magical techniques such as these could enhance the patient's experience of life and integration of personality. However, the risk of identification with the archetypes of the unconscious always portends strong, uncontrolled possibilities of ego inflation, and enormous inner and outer destruction, so all caution and care is a necessary ingredient for even the most ambitious explorers of interiority! Far too little serious academic work has been done in these remote and primitive areas of understanding the psyche, and the field is wide open for study like the truly seductive and immeasurable inner space it actually is. But let the Magician beware lest untrained enthusiasm and unskilled illusions of invincibility maximize its dangers. This writer would suggest leaving this portion of study strictly alone for many years until balance, individual fulfillment, overall health, and stability manifest in the outer life to reflect the same within. Even then, the Magician needs two strong companion guides along this narrow road: a mature and experienced psychotherapist or analyst with some respect and open mindedness for the Magical Arts as well as a seasoned Magician whose own life exemplifies sanity, compassion, and clarity of thought. Regarding this topic, I am reminded of a journal entry dated August 4, 1983. It was the evening before Regardie and I were to leave for Fiji, New Zealand, and Australia. We had talked well into the night specifically picking apart a study of pathology as related to Jungian analysis and how the complexes compared with the medieval forms of entities used in evocation. Regardie commented, "Now there is a correspondence between the two, and few people there are that can figure that one out! Can't get beyond their prejudices and fears of what's in the slime and the mud of the human psyche! But don't identify with the complexes! It's your death! Instead, relate to them." In this chapter, the author is one of those few who could "figure that one out"!

David Griffin has achieved a masterpiece in this practical compendium of the Magician's Art, with its strong links to sound psychological thinking. Its usable format and tireless devotion to painstaking and accurate research and detail set it apart as an occult classic that many will refer to in the future as a beacon of clear-sightedness in an otherwise very murky field. The reader has only to open its pages to quickly wander through its garden of glittering delights and tempting promises. Here are the joys, surprises, and true adventures of infinite worlds beyond our own sensate bounded existence. Feast on its visions and beware of and take seriously its demons, for they are your own. As Magic has taken me to heaven and to hell, it has never disappointed me in bringing a life lived for vision and endless, enthralling wonder!

Cris Monnastre
Vernal Equinox
Los Angeles, 1997



Introduction

"I am the Alpha and the Omega, the beginning and the end, the first and the last. Blessed are they that do his commandments. That shall be their authority to the tree of life, and they should go by the gates into the city" (Revelation 22:13, 14).

How to Use this Book

This book comprises a complete course in Ritual Magic, as relevant to the beginner as it is to the accomplished Magician. The Novice as well as the Adept will herein find everything that he or she needs to practice Magic immediately as well as to improve and expand his or her magical training.

The present book makes the techniques of Ritual Magic more accessible to the general public than ever before. More than a theoretical work on Magic, this is a hands-on manual for Magical practice. The Rituals in this book integrate and present many disparate and highly interesting aspects of Ceremonial Magic, such as the correct use of Flashing Colors, Geometrical Figures, and the Assumption of God Forms.

The student should begin with this introduction then read the introduction to each new chapter or section as he or she comes across it. The introductions frequently contain information necessary for the successful performance of the Rituals in each subsequent chapter or section.

Before performing any Rituals, the student should thoroughly familiarize him or herself with the Pronunciation Symbols given at the beginning of Chapter One. These symbols appear in pronunciation guidelines throughout the book and provide the student with precise pronunciation information.

The student should then learn the Rites and Rituals and perform

them in the order in which they appear. This is important for several reasons. First, the Rituals in the book appear so that the independent student will experience the Energies of the Magical Forces in the same order that they manifest during Initiation into the Rosicrucian Magical Tradition. Furthermore, the Rituals in the main body of the book frequently refer to Basic Rituals found in Chapter One. In other words, success in later Rituals depends on skills learned in earlier chapters.

Vibration and the Nature of Ceremonial Magic

Numerous Spiritual Traditions around the world have stressed the importance of repetition, frequency, and vibration in Spiritual Discipline. Eastern Mystics have long understood the power of sound. One of the most important aspects of all meditative techniques is the proper use of special sounds or Mantras, repeated over and over by the meditating Mystic. Science as well has demonstrated that from a certain point of view everything may be considered as vibrating waves.

Ceremonial Magic combines various distinct kinds of vibration. The Magician includes the vibration of physical movement through tracing geometrical figures, symbols, or sigils in the air. Simultaneously, he or she intones certain names of God, Archangels, or Angels, including thereby the vibration of sound. At the same time, the Magician visualizes the traced figure, symbol, or sigil in his or her mind's eye, thus including mental imagery. Furthermore, he or she visualizes these images in particular colors, including the vibration of color as well. Finally, the special juxtaposition of Flashing (directly complementary) Colors create an even more potent vibration. This simultaneous combination of numerous types of vibration in a single act has an enormous creative power, especially on the Inner Planes.

Magic and Psychotherapy

Israel Regardie believed that every Magician should undergo psychotherapy simultaneously with Initiation. For the student working outside of an Initiatic Order, psychotherapy is highly recommendable for a variety of reasons. Any Spiritual Discipline, practiced with enough discipline and persistence, will eventually bring forth powerful unconscious contents into consciousness. In the case of Ceremonial Magic, there exists a particular danger of ego inflation or in some cases even megalomania. Furthermore, whereas the solitary practitioner of Ceremonial Magic may potentially accomplish the magical aspect of

Initiation independently, the psychological aspect is virtually impossible to complete alone.¹

Journal Keeping

Every serious student of Magic should begin to keep a journal on a daily basis. Record any Magical Work, dreams, and visions, as well as the mundane events of everyday life. Entries involving Magical Work should describe any Rituals performed, the Zodiacal² location of the Sun and Moon, as well as a brief description of any feelings, intuitions, and observations during and following the Ritual. There are many important aspects about ourselves and our magical progress discernible only in retrospect and numerous fundamental insights to gain during the process of reflection itself. If a Magician keeps a detailed journal, he or she eventually begins to discover subtle patterns of relationships underlying apparently random events of daily life.

Magical Implements

Every serious student and practitioner of Magic will eventually wish to craft and consecrate his or her own Magical Implements and craft the finest ones that he or she can. There is no need to describe the crafting and consecration of the Magical Implements of the Golden Dawn and the Rosicrucian Magical Tradition as there are already good books on the subject in print.³

The instructions given in the texts of the Rituals in the present book always mention the appropriate Magical Implements to make instructions clearer for advanced Magicians and Rosicrucian Adepts. Nonetheless, with the exception of Demonic Evocation, each Ritual in this book may be performed with nothing more than the Magician's forefinger, a few items found in any kitchen cupboard, and the Enochian Tablets included in this book.

Each Invocation Ritual contains a synopsis that refers to altar cloths and candles in corresponding colors, scents, and so forth. These items help to create an environment that facilitates the attainment of an altered state of consciousness in the Magician in harmony with the Ritual. Despite their usefulness, however, such environmental props should not be considered as essential to the success of a Ritual.

Most Adepts and experienced Magicians are well aware of the

¹ See appendix V, "Israel Regardie, The Golden Dawn, and Psychotherapy," for an analysis of the processes underlying Initiation and Psychotherapy.

² See "Astrology and the Rosicrucian Sidereal Zodiac" later in this introduction for more information.

³ I.e., Chic and Tabatha Cicero, *Secrets of a Golden Dawn Temple* (St. Paul: Llewellyn, 1992).

beauty and power added to Rituals by creating a suitable environment as well as by using well constructed and properly consecrated Magical Implements. Nonetheless, there is absolutely nothing that can replace the actual performance of Ceremonial Magic. A disciplined student who faithfully performs the Rituals every day armed with nothing more than an index finger will eventually make more magical progress than a highly skilled craftsman with the finest Implements who is lacking in discipline for daily Ritual Work.

For those students who have already crafted and consecrated Magical Implements, the texts of the Rituals appear in such a fashion as to prevent their accidental desecration. The consecration of any Magical Implement or Talisman involves its charging with Energy through Ritual Invocation. To avoid accidentally discharging this Force, protect the object by wrapping it in silk or linen of the appropriate color when not in use. Never allow anyone other than the Magician who charged them to handle these objects, and always put them away before banishing, since Banishing Rituals serve to send away Forces attracted through Invocation.

For the aforementioned reasons, the texts of the Rituals in this book include reference to two separate Banishing Daggers; one Planetary and one Elemental.⁴ The experienced Magician will have wondered with which Magical Force to consecrate the Banishing Dagger and how to avoid banishing its Charge. The best answer is to consecrate and use separate Elemental and Planetary Banishing Daggers. Consecrate the Elemental Banishing Dagger using Hexagrams with the Force of Gevurah, and use it to banish Pentagrams. Consecrate the Planetary Banishing Dagger using Pentagrams with the Force of Elemental Spirit, and use it to banish Hexagrams.⁵ The beginning student may safely ignore this discussion, and banish either with an unconsecrated Dagger, or simply use his or her index finger.

Channeling, Guided Fantasy, and Skrying in the Spirit Vision

Skrying in the Spirit Vision is not the same thing as channeling, guided fantasy, guided meditation, nor even Pathworking as popularly understood. Unfortunately, there are numerous books of dubious quality currently in print that attempt to establish Pathworking or Enochian Orthodoxies, prescribing what one should see or experience. Such prac-

⁴ Tradition notwithstanding, the author advises against banishing with the Lotus Wand, since this may inadvertently banish the Forces invested in the Lotus Wand during its consecration.

⁵ See Chapter Six, "Practical and Talismanic Magic," for more information on Magical Consecration.

tices are of questionable spiritual value, except in stimulating the imaginative faculties, and are not Skrying in the Spirit Vision.

Skrying in the Spirit Vision has several distinguishing features despite certain commonalities with other forms of visionary experience. First, unlike channeling or spontaneous imagery, specific Forces are ceremonially invoked prior to skrying. Furthermore, the Enochian Tablets provide detailed maps of the Inner Planes. Unlike channeling or spontaneous imagery, the Magician skries to the particular Plane of specifically invoked Forces. Finally, the Magician tests each aspect of the visions. It is, after all, for good reason that the Astral Plane is called the realm of illusion as bookshelves filled with channeled material all too readily attest.

After invoking the Force of the desired Plane through Ritual Invocation, the Magician awakens his or her imaginative and visionary faculties by briefly addressing each of the five senses before the mind's eye. Such guided fantasy may be as simple as imagining oneself lying on a beach (or in any other landscape), hearing the sound of the waves, feeling the warmth of the sun, seeing the palm trees, and smelling the scent of food being prepared nearby making one's mouth water. Most Pathworking books unfortunately never progress beyond this phase.

Immediately following the awakening of the imaginative faculties, Skrying in the Spirit Vision frequently makes use of symbolical devices like specially colored, truncated pyramids. Such devices serve as symbolical gateways before the mind's eye as a means of spiritually entering into the Plane of the invoked Force. For most of the Rituals contained in this present volume, the Seals located at the top of each Enochian Tablet will serve this purpose quite satisfactorily.

Having invoked the Force through Ritual, awakened the imaginative faculties, and symbolically entered the Plane of the Force, a spontaneous vision then unfolds before the Spirit Vision of the Magician. This phase of spontaneity is of enormous spiritual value and the essence of Skrying. With practice, a skilled Skryer develops the ability to suspend the rational faculties, immersing him-or herself completely in an unfolding inner drama and landscape yet skillfully testing every aspect of the apparition.

Once the vision ends, the student should immediately record the experience. Using paint, colored markers, pens, or pencils the Magician should endeavor to briefly sketch or paint important imagery. In preparing such sketches, ignore artistic quality and focus on objectifying and recording any encountered symbols or imagery. Follow this by writing a detailed account of the experience before concluding the Rit-

ual and banishing. Describe the surroundings, details of landscapes, and so forth, as well as any information gathered about the nature of the Plane or its inhabitants. Attempt to describe how this Plane operates in the physical world, including any plants, animals, minerals, and so forth, which might correspond to the nature of the Plane. Israel Regardie published several written Skrying records of early Rosicrucian Adepts. Although this material should not be consulted as a guide to what one "should" experience while Skrying, it is nonetheless useful as an example of how to keep good records.⁶

The Magician should later attempt to interpret and analyze the imagery and events of the vision. Since the language of the unconscious and of the Inner Planes tends toward that of exaggeration and inflation, the student should attempt to separate the wheat from the chaff. Take nothing at face value lest one fall into ego-inflation and folly. Carefully analyze the symbols of the vision as though they were metaphors of a poem rather than literal like a work of prose. The Magician should not permit anyone other than him or herself to interpret this material, however, as this inevitably brings extraneous and irrelevant material into the interpretation.

Testing Visions While Skrying

The following rules for testing the veracity of visions derive from R. R. et A. C. Flying Rolls XI and XXV:⁷

1. Any entities encountered while skrying should immediately be tested as to their true natures.
 - a. If the vision is that of an Elemental or Subelemental Plane, test any entities by giving the Grade Sign or Signs that correspond with the Plane in question.⁸
 - b. In all cases, the Magician may use the Neophyte (that is, the Sign of the Enterer and the Sign of Silence) and the LVX Signs. The LVX Signs serve as a particularly good, all purpose test. They will usually dispel any illusion. An entity who can return these Signs is usually trustworthy.
 - c. As a further test, Divine or Angelic Names which correspond to the particular Plane of the vision should be vibrated. The texts of all Invocation Rituals in the present book give these Names.
2. The following Hebrew Letters which correspond to the seven Tradi-

⁶ *The Golden Dawn (The original Account of the Teachings, Rites, and Ceremonies of the Hermetic Order of the Golden Dawn)* [1937], revealed by Israel Regardie, 6th ed. (St. Paul: Llewellyn, 1989), pp. 662-668.

⁷ S. L. MacGregor Mathers, et. al., *Astral Projection, Ritual Magic, and Alchemy*, ed. Francis King (Rochester: Destiny, 1987), pp. 75-90.

⁸ See chapter one, "Basic Rituals," for an exposition of the Grade Signs.

tional Planets will have the following effects when traced during a vision:

- ⌘ Saturn (Tauf). Trace a Tauf to banish interruptions by intrusive memories.
 - ♃ Jupiter (Kaph). Trace a Kaph to banish intrusive fantasies about the future.
 - ♂ Mars (Peh). Trace a Peh to deal with aggressive entities. If one is being challenged in an aggressive fashion in a vision, tracing a Peh should calm things down.
 - ☉ Sun (Resh). Trace a Resh to overcome ego inflation. When the information one is receiving in a vision seems exaggerated or inflated, tracing a Resh will help to ground the information and balance the interaction.
 - ♀ Venus (Daleth). Trace a Daleth to banish the intrusion of erotic fantasies as well as interference arising from one's emotions.
 - ☿ Mercury (Beth). Trace a Beth to test the truth of statements made by an entity, to banish deceitfulness, and to eliminate any intrusive thoughts that may interrupt the vision.
 - ☾ Moon (Gimel). Trace a Gimel to refocus a vision.
3. Ordinarily, whenever a vision is interrupted the Skryer should trace the appropriate letter to banish the interruption, then trace a Gimel to refocus the vision before proceeding.

Astrology and the Rosicrucian Sidereal Zodiac

Before the performance of any Ritual of Astrological (that is, Planetary or Zodiacal) Magic, an Astrological Chart should ideally be cast for the time and the place of the Working. Fortunately for those Magicians with access to a computer, it has become much faster and easier in recent years to cast precise Astrological Charts. A wide array of excellent astrological software now enables Magicians to perform tasks with the click of a mouse that once required hours of painstaking calculations to complete.⁹

Most interpretive astrologers employ the Tropical Zodiac for Chart calculations and interpretations. The Tropical Zodiac places the beginning, or cusp, of the Zodiacal Sign Aries at the position where the Ecliptic (the path followed by the Sun viewed from the Earth's perspective) intersects the Equator at the time of the Vernal Equinox. This location shifts very slightly from year to year relevant to the fixed stars, however. Due to this phenomenon, known as the Precession of the

⁹ Io Edition, from Time Cycles Research, is one such software application.

Equinoxes, the Tropical Zodiac no longer corresponds to the stellar constellations from which the Zodiacal Signs derive their names.

In Astrological Magic, the Magician works with the Energies of the Planets and of the Stars as they physically exist. When casting Charts for Magical Operations, therefore, the R. R. et A. C. has traditionally employed a Sidereal rather than a Tropical Zodiac. In the Rosicrucian Sidereal Zodiac, the Signs correspond closely to the stellar constellations from which they derive their names. The Signs and constellations realign by placing the beginning, or cusp, of the Zodiacal Sign Leo at the location of the fixed star Regulus.

A great deal of Sidereal Astrology research during the last hundred years, however, strongly suggests that the most historically correct Zodiac (that is, the one most closely corresponding to the system once used in ancient Mesopotamia) is the Fagan-Bradley Sidereal Zodiac, which places the fixed star Regulus not on the cusp, but at five degrees, six seconds Leo. Although the latter appears to be more historically accurate, Rosicrucian Magic integrated significant material into the System based on Regulus' location on the cusp of Leo (for example, the Tree of Life in a Solid Sphere and the attribution of the Tarot to the heavens). It is therefore advisable to employ the Rosicrucian Sidereal Zodiac when casting Charts for Rituals of Astrological Magic. Those Magicians wishing to use the Rosicrucian Sidereal Zodiac should first cast Charts using the Fagan-Bradley Zodiac, then subtract five degrees and six seconds from Fagan-Bradley positions.

Magic and the Tree of Life

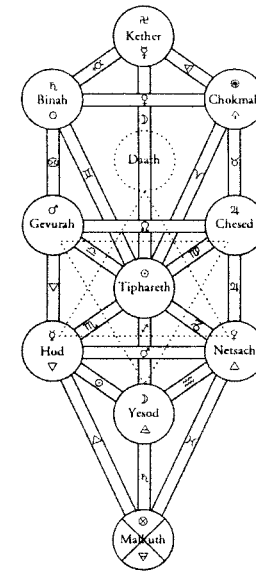
This book uses the following glyphs throughout to symbolize the Elements, the seven Traditional Planets, and the twelve Signs of the Zodiac.

Glyph	Element	Glyph	Planet	Glyph	Sign
△	Fire	♄	Saturn	♈	Aries
▽	Water	♃	Jupiter	♉	Taurus
△	Air	♂	Mars	♊	Gemini
▽	Earth	☉	Sun	♋	Cancer
⊕	Spirit	♀	Venus	♌	Leo
		☿	Mercury	♍	Virgo
		♁	Moon	♎	Libra
				♏	Scorpio
				♐	Sagittarius
				♑	Capricorn
				♒	Aquarius
				♓	Pisces

The Magical Forces attributed to the Sephiroth and to the Paths on the Qabalistic Tree of Life comprise the heart of the Rosicrucian System of Ceremonial Magic. These Forces are Sephirothic, Elemental, and Astrological in nature. The Sepher Yetzirah, an important Hebrew mystical text, attributes the Elemental, Planetary, and Zodiacal Forces to the letters of the Hebrew alphabet and to the Tree of Life according to a different arrangement than does the Western Esoteric Tradition.¹ Nonetheless, the Tree of Life represents a view of the universe combining Greek Neoplatonic thought, Hebrew mysticism, Astrology, Alchemy, and astronomical observations from ancient Sumeria and Babylon.


The notion of the Elements derives from the Neoplatonists. The Sumerians and Babylonians observed the seven Traditional Planets as luminaries wandering through the starry heavens against the backdrop of the constellations attributed to the Signs of the Zodiac. Thus ascending the Tree of Life is analogous to reaching out from the Earth through the Planets to the Stars.

The Magical Forces Attributed to the Tree of Life



¹ See Aryeh Kaplan, *Sefer Yetzirah, The Book of Creation, in Theory and Practice*, 1st. paper ed. (York Beach: Weiser, 1990).

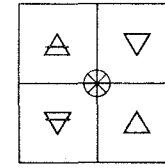
In examining the Tree of Life, we see Malkuth, the lowest of the Sephiroth, divided into four sections denoting the Elements. Indeed Malkuth corresponds to the realm of the Elements, which is the realm of physical reality. In Rosicrucian Magic, each of the Elements corresponds to the angles of a Pentagram as follows.



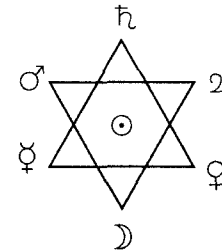
Rather than the usual Elemental Glyphs, the Glyphs for the Kerubic (or Fixed) Zodiacal Signs represent the Elements when traced inside Pentagrams traced in Ceremonial Magic. These Signs correspond to the four Kerubs seen in the vision of the Prophet Ezekial. Leo corresponds to the lion and to the Element of Fire, Scorpio to the eagle and to the Element of Water, Aquarius corresponds to the man and to the Element of Air, and Taurus to the ox and the Element of Earth. Further, Rosicrucian Elemental Magic uses the Glyph of the eagle instead of the regular Glyph for Scorpio. This is because two images are traditionally associated with Scorpio; the serpent and the eagle. Whereas the former, according to tradition, represents the evil and destructive energies of Scorpio, the latter represents the sublimated and positive energies thereof.

The attribution of the Elements to the angles of the Pentagram depicts Spirit above, presiding over the remaining Elements, which correspond to the remaining angles in the same fashion in which they appear in the various quadrants of the Enochian Elemental Tablets. These quadrants of the Enochian Elemental Tablets embody the Energies of the Sub Elements. For example, on the Enochian Fire Tablet the quadrants represent the Sub Elements; Fire of Fire, Water of Fire, Air of Fire, and Earth of Fire. The Sub Element, Spirit of Fire, is represented by the white colored lines in the center of the Tablet. This distribution is depicted in simplified fashion in the following diagram, which is useful in understanding the arrangement of the Sub Elements on each of the Enochian Elemental Tablets.¹¹

¹¹ The Enochian Elemental Tablets are included as color illustrations in this book.



Examining the Tree of Life illustration again, we notice six Sephiroth above Malkuth that together form the shape of a Hexagram. Tradition considers Daath at the uppermost angle of this Hexagram as a "Non-Sephirah" (indicated with a dotted line in the Tree of Life diagram). In Rosicrucian Magic, the seven Traditional Planets correspond with the angles and the center of a Hexagram as follows, in the same pattern as they appear on the Sephiroth and on the Tree of Life. Saturn, although formally attributed to the Sephirah of Binah, within this framework nonetheless occupies the position of Daath.



Thus it becomes clear that the attributions of the Elements and Planets to the angles of the Pentagram and the Hexagram are far from random. All the Invoking and Banishing Rituals in this book illustrate the correct use of Pentagrams and Hexagrams in each instance. Nonetheless, an understanding of the attributions of their angles shall assist the student to comprehend the structure underlying the Rituals.

Two additional rules will further assist in this regard. When working with Elemental Forces, invoke by tracing the Pentagram toward the angle attributed to the Element in question, and banish away from the same angle. When working with Planetary Forces, begin to trace the Hexagram from the angle attributed to the Planet in question followed by a second Triangle traced from the angle directly opposite the first one. Always trace Hexagrams for Invocation in a clockwise direction and counter clockwise to banish.

One of the seven Traditional Planets rules each Zodiacal Sign. Additionally, each Sign has an Elemental Reference known as its Elemen-

tal Triplicity. Invoke and banish Zodiacal Forces, therefore, using either Hexagrams or Pentagrams according either to the Planetary Rulership or the Elemental Triplicity of the Sign.¹²

Finally, looking at the Tree of Life illustration yet again, we notice three additional Sephiroth above the six that form a Hexagram. These are known as the Supernal Sephiroth, unto which correspond the Wheel of the Zodiac and the three Alchemical Forces of Salt, Sulfur, and Mercury. Invoke and banish Sephirothic Forces with Hexagrams like Planetary Forces, beginning from the angle of the Planet associated with each Sephirah. Invoke and banish the Supernal Sephiroth, i.e., Kether, Chokmah, and Binah, from the uppermost, Saturn angle of the Hexagram. Invoke and banish Malkuth from the lowermost, Lunar angle.

Color Scales and Flashing Colors

Rosicrucian Magic traditionally employs four Color Scales¹³ that correspond to the four Qabalistic Worlds, the Suits of the Tarot, the Elements, and the letters of the name יהוה as follows:

Color Scale	Qabalistic World	Tarot Suit	Element	Letter of יהוה
King's Scale	Aziluth	Wands	Fire	י
Queen's Scale	Briah	Cups	Water	ה
Prince Scale	Yetzirah	Swords	Air	ו
Princess Scale	Assiah	Pentacles	Earth	א

The colors attributed to the Elemental, Planetary, Zodiacal, and Sephirothic Forces represented on the Tree of Life and used in Ceremonial Magic combine the first two scales of color.¹⁴ The colors of the Paths on the Tree and the corresponding Forces are in the masculine, active, or King's Scale, since the Paths represent Energy in motion between the Sephiroth. The colors of the Sephiroth and the corresponding Forces are in the feminine, passive, or Queen's Scale, since the Sephiroth represent contained Energy at rest.

Rosicrucian Magic makes special use of complementary colors. Such colors, like red and green, cause an optical impression that appears to flash when placed together in juxtaposition. Such "Flashing Colors" have great power to attract the corresponding Magical Forces. The

¹² The introduction to the chapter six, "Zodiacal Magic," discusses this in greater detail.

¹³ For more information regarding the Color Scales, see Regardie, *The Golden Dawn*, pp. 95-99.

¹⁴ This is shown in the Minutum Mundum diagram, *ibid.*, opposite p. 119.

Rituals, Talismans, and Enochian Tablets in this book all make extensive use the power of Flashing Colors.

Scholarly Considerations

Since Israel Regardie first published the Golden Dawn material in 1937, an unfortunate tendency has developed in books on Ceremonial Magic to uncritically rely on the Hierarchies of Divine Names, Archangels, Angels, Intelligences, Spirits, and Demons as published by Regardie. New research conducted in preparing this book has located pre-Golden Dawn sources for nearly each of these Hierarchies. In the process, numerous corruptions and misconceptions published by Regardie have been either corrected or eliminated. Documentation provided in footnotes, introductions, and appendices shall hopefully encourage additional research in this arena.¹⁵

The most reliable Names within the Hebrew Hierarchies in this book are those which include Hebrew vowel pointation. In such instances, pre-Golden Dawn sources were located in either Biblical or Rabbinical literature that included vowel pointation. The inclusion of pointation in these Names wherever they appear in the present book provides the scholar of Magic with information at a glance regarding the degree of reliability of Names from Hebrew Hierarchies. Furthermore, a native-speaking Professor of Hebrew collaborated in correcting all Hebrew pronunciation guidelines given throughout this book.

Another unfortunate and prevalent tendency in the Western Esoteric Community has been the unreflective and dogmatic application of rules set forth by S. L. MacGregor Mathers and W. Wynn Wescott concerning Enochian pronunciation. These rules can at times be quite useful phonetically, especially with names drawn from Enochian Tablets that otherwise would be impossible to pronounce. However, when rigidly applied to the Enochian Calls, these rules result in endless strings of extraneous syllables that destroy the intent and beauty of the Angelical language. For example, one recent book on the Golden Dawn transliterated the word "Ozongon" from an Enochian Call as "Oh-zoad-oh-noo-goh-noo."

In recognition of this problem, all Enochian Calls, Names, and so forth, in the present work have been retransliterated from original Enochian manuscripts. The methodology of this new transliteration includes pronunciation information given by John Dee in the manuscripts

¹⁵ In this book, footnotes documenting earlier sources are given only for the first instance where a Name from each Hierarchy appears in the text.


themselves in addition to the Mathers-Wescott rules. Appendix I, "The Enochian Calls" analyzes this problem in depth and explains the complete methodology used in the new transliteration.

The Vault of the Adepti

The Vault of the Adepti is a highly charged magical chamber used for Ritual by the R. R. et A. C. (the Rosicrucian Order beyond the Hermetic Order of the Golden Dawn). Its symbolism is that of the burial place of Christian Rosenkreutz (Frater C. R. C.), the founder of the Rosicrucian Order.

Most of the Rituals in this book may be adapted for use inside a Vault of the Adepti. Under these unusual circumstances, however, certain traditional rules of the Order must be observed. According to tradition, an Adept should never banish, reverse circumambulate, nor to use any form of Enochian Magic inside a Vault. Therefore the Adept should carefully modify any Ritual to omit all banishing, reverse circumambulation, Enochian Calls, and names of Enochian Entities when working inside a Vault of the Adepti. This need not concern the average Magician, since only Rosicrucian Adepts have access to such a Vault. Such Adepts, however, considering their years of training, should find it easy to adapt the Rituals of this book for use inside a Vault.

CHAPTER ONE



Basic Rituals

"And there appeared a great wonder in heaven; a woman clad with the sun, and the moon under her feet, and upon her head a crown of twelve stars; and she being with child, cried, travailling in birth, and pained to be delivered" (Revelation 12:1-2).

Pronunciation Symbols

The student should thoroughly familiarize him or herself with the pronunciation symbols given below. Although the symbols are unique to this book, they appear in pronunciation guidelines in every Ritual and provide the student with more precise pronunciation information than has ever been available before in a book on Ceremonial Magic. The average student should require no more than ten or fifteen minutes to become familiar with these unique symbols. Due to the frequent use in Magic of foreign, Enochian, and unfamiliar words, the pronunciation guidelines given in the text of the Rituals are quite helpful when performing them.

In a few instances where sounds have no exact English equivalents, examples are given from other languages. For English speakers unable to pronounce these sounds correctly, their closest English equivalents should be employed until the pronunciation of the correct sounds are learned.

Vowels

Symbol	Pronounce as in
â	bo <u>o</u> ther, co <u>o</u> t, and fa <u>a</u> ther (as pronounced by most Americans)
à	da <u>a</u> y, fa <u>a</u> de, da <u>a</u> te
ê	be <u>e</u> d, be <u>e</u> t, pe <u>e</u> ck
è	nee <u>e</u> d, ble <u>e</u> ed, mee <u>e</u> t
î	hi <u>i</u> t, ri <u>i</u> d, ti <u>i</u> p
ì	ki <u>i</u> te, fligh <u>i</u> t, bu <u>u</u> y
ò	bo <u>o</u> ne, thro <u>o</u> wn, kno <u>o</u> w
û	u <u>u</u> p, eno <u>u</u> gh, tou <u>u</u> gh
ù	ru <u>u</u> le, fo <u>o</u> l, you <u>u</u> th
âù	ho <u>o</u> w, lo <u>o</u> ud, ou <u>u</u> t
òè	bo <u>o</u> y, co <u>o</u> in, de <u>u</u> stroy

Shortened Vowels

In Hebrew, there exist certain half-vowels that are shortened versions of usual Hebrew vowel sounds. These Hebrew half-vowels are indicated in transliterations in this book underlined as follows, and should be vibrated only briefly. Although the distinction between regular and shortened vowels is nearly never used in contemporary, spoken Hebrew, it is nonetheless interesting in Magic due to the extended fashion in which Names are vibrated. When vibrating Names containing shortened Hebrew vowels (underlined in the pronunciation guidelines), vibrate these vowel sounds only half the length of time as other vowels, like half-notes in music.

Symbol	As in	Name of Corresponding Hebrew Shortened Vowel
â	al <u>u</u> ways	Hateph Patah
ê	ev <u>e</u> r	Hateph Seghol
ò	ov <u>e</u> r	Hateph Qamets
û	th <u>e</u> , af <u>u</u> raid	Schewa

Consonants easily elongated

Elongating the vibration of consonants makes Enochian pronunciation more vibrant and sonorous.

Symbol	As in
j	ed <u>g</u> e, jo <u>o</u> in, ju <u>u</u> dge
l	le <u>l</u> ft, la <u>l</u> wn, po <u>o</u> l
m	ma <u>u</u> ybe, ma <u>u</u> tyr
n	ne <u>u</u> ver, no <u>o</u> , ni <u>u</u> ght
r ¹	ru <u>u</u> sh, rap <u>u</u> id, re <u>u</u> d
th	th <u>u</u> s, th <u>u</u> t, wi <u>u</u> th
v	ve <u>u</u> ry, vi <u>u</u> ivid, va <u>u</u> gue
z	zo <u>o</u> , za <u>u</u> y, ra <u>u</u> ise

Consonants not easily elongated


Symbol	Pronounce as in
d	do <u>o</u> , de <u>u</u> decay, di <u>u</u> d
f	fo <u>o</u> r, fi <u>u</u> ght, fi <u>u</u> fty
g	gi <u>u</u> ve, go <u>o</u> , bi <u>u</u> g
h	ha <u>u</u> t, ha <u>u</u> ppy, he <u>u</u> lp
h	(silent, with exhalation)
k	ki <u>u</u> n, co <u>o</u> ok, cle <u>u</u> ver
k	(Scottish) lo <u>u</u> ch, (German) Bu <u>u</u> ch (k or h may be used for those unable to make this sound)
p	pe <u>u</u> pper, po <u>u</u> t, pi <u>u</u> ck
s	sa <u>u</u> ve, le <u>u</u> ss, so <u>u</u> rraw
sh	sha <u>u</u> re, sh <u>u</u> ip, sh <u>u</u> re
t	ti <u>u</u> n, ti <u>u</u> me, to <u>u</u> tem
w	wi <u>u</u> sh, wo <u>u</u> nder, wo <u>u</u> rry
wh	wh <u>u</u> en, wh <u>u</u> ere, wh <u>u</u> y
y	ye <u>u</u> s, ya <u>u</u> rd, ye <u>u</u> llow

¹ The Hebrew pronunciation of "r" is as in French "rue" or "riche".

Grade Signs**Signs of the Neophyte Grade**

The Signs of the Neophyte Grade are the Sign of the Enterer and the Sign of Silence. Use the Sign of the Enterer, also known as the Sign of Horus or the Attacking Sign, primarily to project Magical Energy. Use it in the charging of Pentagrams and Hexagrams in Ceremonial Magic and to charge Talismans in Practical Magic.

To perform the sign of the Enterer, stand with your feet parallel about shoulders width apart. Visualize a star shining just above your head about the size of a baseball. Inhale silently, and visualize a shaft of white Light coming down through your body from the star above you to a second star beneath your feet. As you inhale, draw down the light and raise your elbows upward and outward, parallel with your shoulders. Hold your hands flat beside your neck, palms downward, fingers extended, pointing forwards. Suddenly and forcefully, step forward with your left foot, thrust your hands directly forward, and lower your head between your arms, eyes forward. As you do so, exhale silently, visualize the Light rising back up through your body, and project it out through your fingertips.



Use the Sign of Silence, also known as the Protecting Sign or the Sign of Harparcrates, for protection against any attack or to stop or seal the motion of Magical Energy. When projected with the Sign of the Enterer, Magical Current tends to rebound upon the Operator through a reflux wave. The Sign of Silence prevents this rebounding of Energy on the Inner Planes. Use the Sign of Silence, therefore, following the Sign of the Enterer to confine a Force during the Consecration of Talismans in Practical Magic. Use it likewise after the tracing of Banishing Pentagrams or Hexagrams in Ceremonial Magic. Do not use it following the Sign of the Enterer during Ceremonial Invocation, since it is desirable for invoked Forces to flood back through the Invoking Pentagrams or Hexagrams, riding the reflux wave into the Magic Circle.

To perform the Sign of Silence, make a fist with your left hand and extend your left forefinger. Bring your left hand up to your mouth and touch the center of your lips with your left forefinger. When performed following in the Sign of the Enterer, bring your left foot back parallel with your shoulders and, in all cases, stamp once forcefully with your left foot. Visualize simultaneously that a watery vapor encircles and encloses you.

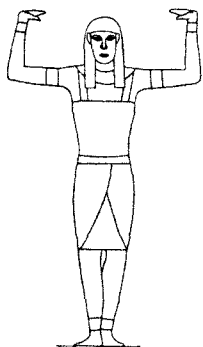


Sign of the Zelator Grade


Raise your right hand upward in front of you to an angle of forty-five degrees with your fingers extended and palm flat.

**Sign of the Theoricus Grade**

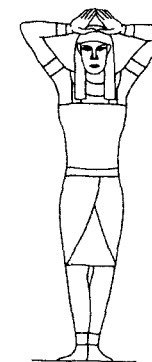
Stand with your feet about a shoulders' width apart. Raise both your arms upward bending your elbows backward with your hands flat and palms upward, as if supporting two columns of great weight.

**Sign of the Practicus Grade**

Raise your arms until your elbows are level with your shoulders. With your thumbs and fore-fingers, palms inward, make a triangle over your chest with the apex pointing downward.

**Sign of the Philosophus Grade**

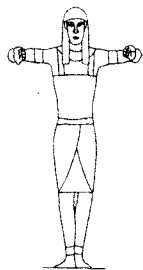
Raise your arms with your elbows outward. With your thumbs and fore-fingers, palms outward, make a triangle over your fore-head with the apex pointing upward.

**Signs of the Portal Grade**

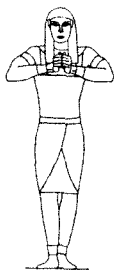
The Signs of the Portal Grade are the Signs of the Rending and the Closing of the Veil. These Signs may be used to leave and enter a Magic Circle, when necessary, during the course of an Invocation. Never leave a Circle under any circumstances, however, during the Evocation of an Averse Force until everything has been properly banished and the

Ritual ended.²

To perform the Sign of the Rending of the Veil, bring your hands upward, clasped together close to your chest as if in the act of prayer, and thrust them forward. Separate your hands, palms outward, as though opening a curtain, then step forward with the left foot through the veil.



To perform the Sign of the Closing of the Veil, extend your arms out to the side in the form of a cross, palms forward. Bring your hands together, as though closing a curtain, then step backward with the left foot away from the veil, and let your hands fall to your sides.



Signs of the Adeptus Minor Grade

The Signs of the Adeptus Minor Grade are also known as the LVX Signs. These are the Signs of Isis, Apophis, and Osiris. Use the LVX Signs in the Analysis of the Key Word and in Ceremonial Magic, following all Invoking Hexagrams and Invoking Spirit Pentagrams. To perform the LVX Signs correctly, always begin by standing in the position of the Sign of Osiris Slain. Next perform, in sequence, the Sign

² See chapter seven, "Demonic Evocation," for more information.

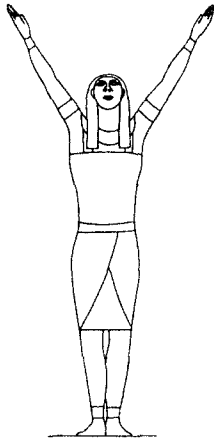
of the Mourning of Isis, the Sign of Apophis and Typhon, the Sign of Osiris Slain, and the Sign of Osiris Risen.

Very interesting effects may be achieved by performing the LVX signs as a sort of moving meditation coordinating movement, breathing, and visualization. Visualize drawing the Light down through your body from above as you inhale and back up as you exhale. Pause and inhale during the initial Sign of Osiris Slain. Pause and exhale during the "L" Sign. Inhale again during the "V" Sign. Exhale during the "X" Sign. Inhale during the Sign of Osiris Slain, and exhale during the Sign of Osiris Risen.


To perform the "L" Sign, also known as the Sign of the Mourning of Isis, place your right foot facing forward and your left foot a slightly more than a shoulders' width apart at a right angle, facing left. Raise your right hand straight upward, toward the ceiling, palm facing left. Extend your left arm horizontally toward your left, palm downward, thus forming an "L" with your arms. Turn your head left, rest your chin on your left shoulder, and look along your arm toward your fingertips.




To perform the "V" Sign, or the Sign of Apophis and Typhon, look upward and reach upward with both arms in the form of a "V."



The Signs of Osiris are two, the Sign of Osiris Slain and the Sign of Osiris Risen. To perform the Sign of Osiris Slain, look up and extend your arms out to the side in the form of a cross, palms forward.



To perform the Sign of Osiris Risen, bow your head and cross your arms, right over left, over your chest.



Rite of the Qabalistic Cross

1. Stand West of the Altar facing East. Imagine yourself expanding, getting larger and larger. Visualize yourself standing with the Earth beneath your feet (about the size of a soccer ball). Imagine yourself continuing to grow and expand, until you are so large that entire galaxies spin around you. Visualize a ball of brilliant white Light, burning like a star, directly above your head. Raise either your Elemental or Planetary Banishing Dagger in your right hand above your head, pointing straight up, and pierce the star with the Dagger. Visualize a shaft of white Light rising vertically from the star above your head to infinity. Vibrate "אָתָה" [â-tâ], while lowering the Dagger down to touch first your forehead (while vibrating the first syllable), then your breast around the heart area (while vibrating the second syllable), and extend the shaft of Light downwards as you move.
2. Lower the Dagger to the groin area, with the tip still pointing straight up (Israel Regardie taught that one should never point a Magical Dagger downward toward the Earth). Vibrate "מַלְכוּת" [mâl-kût]. Visualize a vertical shaft of white Light, descending from the star above your head, to another star beneath your feet, and onward, through the center of the Earth, to infinity.
3. Touch your right shoulder with the point of the Dagger (you should feel the sharp tip), and vibrate "וְגִבְרָה" [vê-gê-vù-râ].


Visualize another star shining where the Dagger is touching your shoulder, and a shaft of white Light, extending horizontally to your right, and on to infinity.

4. Touch your left shoulder with the point of the Dagger, and vibrate "וַגְדוּלָהּ" [vê-gê-dû-lâ]. Visualize another star, at the place where the Dagger is touching your shoulder, and a shaft of Light extending horizontally to your left, to infinity.
5. Bring the Dagger, pointing upward, to your heart. Move it in a circular counter-clockwise motion (toward the left, from the top downwards, then up to the right), several times, as you vibrate "לְעוֹלָם" [lê-ò-lâm].
6. Clasp your hands together over the center of your chest. Interlace your fingers, and hold the Dagger between your knuckles, pointing upward (The interlaced fingers symbolize the ten Sephiroth). Extend your elbows horizontally, along the plane of the horizontal shaft of Light, extending from the stars at your shoulders. Visualize yourself, standing at the center of a blazing Cross of white Light, which extends to the ends of the Universe, as you vibrate "אַמֵּן" [â-mên].


Lesser Banishing Ritual of the Pentagram

1. Look around and assure yourself that the Charged Force of any Consecrated Magical Implements will not be accidentally banished.
2. Stand West of the Altar facing East, holding your Elemental Banishing Dagger. Begin with the Rite of the Qabalistic Cross.
3. Go to the East of the Altar (The Magician should always move in a clockwise fashion around the Circle). Trace a light blue (tinged with golden white, like the flame of a gas stove) Banishing Earth Pentagram while vibrating "יְהוֹהָ" [yòd-hê-vâv-hê].³ Project blue Light through its center using the Sign of the Enterer. Give the Sign of Silence.


³ Note that יהוה is consistently spelled throughout this book as יהוה with a point within the final ה. In all other instances, the inclusion of Hebrew vowel pointation facilitates correct pronunciation and indicates a high reliability level of spellings of Angelical Hierarchies. In this case, it serves merely to distinguish the first from the second ה. This distinction is important due to the numerous attributions of the individual letters of the name יהוה.



4. Pierce the center of the Pentagram with the Dagger. Trace a line of white Light as you move to the South (to the point where the center of the next Pentagram will be).
5. Trace a blue Banishing Earth Pentagram while vibrating "אַדּוּנִי" [â-dò-nì]. Project blue Light through its center using the Sign of the Enterer. Give the Sign of Silence.




6. Pierce the center of the Pentagram with the Dagger. Trace a line of white Light as you move to the West (to the point where the center of the next Pentagram will be).
7. Trace a blue Banishing Earth Pentagram while vibrating "הַהֵי־יֵה" [ê-hê-yê]. Project blue Light through its center using the Sign of the Enterer. Give the Sign of Silence.



8. Pierce the center of the Pentagram with the Dagger. Trace a line of white Light as you move to the North (to the point where the center of the next Pentagram will be).
9. Trace a blue Banishing Earth Pentagram while vibrating "אַגְלָהּ" [â-gê-lâ].⁴ Project blue Light through its center using the Sign of the Enterer. Give the Sign of Silence.

⁴ "Aglâ" is notariqon (an abbreviation) for "Atah Gibor le-Olam Adonai" which means "You are mighty forever, oh Lord."



10. Pierce the center of the Pentagram with the Dagger. Trace a line of white Light as you move back to the East. Complete the Circle by finishing the line in the center of the first Pentagram (i.e., where you began).
11. Go to the West. Stand West of the Altar facing East. Give the Sign of Osiris Slain (with your arms outstretched horizontally to your sides, Dagger pointing upward in your right hand). Say forcefully, vibrating as indicated: "Before me 'רָפָאֵל' [rê-fâ-êl] behind me 'גְּבַרְיָאֵל' [gâv-rè-êl], to my right 'מִיְכַאֵל' [mè-kâ-êl], and to my left 'אֲוִרְיָאֵל' [û-rè-êl], about me flame the Pentagrams (touch the Dagger to your forehead), and in the column shines the Six Rayed Star."
12. Repeat the Rite of the Qabalistic Cross.

Ritual of the Middle Pillar

1. If you have not previously done so, perform the Lesser Banishing Ritual of the Pentagram and the Lesser Banishing Ritual of the Hexagram.⁵
2. Lie down or sit comfortably with your spine erect. Find a comfortable position.
3. Begin a rhythm of slow, deep breathing. Fill your lungs completely each time that you inhale. As you exhale, gently empty your lungs as completely as possible (without applying Force). Begin to relax consecutive parts of your body with each exhalation. Begin with your feet, and allow the relaxation to spread slowly upward each time that you exhale until your entire body is relaxed.
4. Continue to breathe deeply, slowly, and rhythmically during the entire Ritual.
5. Visualize a star shining just above your head, about the size of a baseball. It has a corona of Light around it (like that around a

⁵ One frequent use of the Ritual of the Middle Pillar is within a larger Invocation Ritual in order to charge the Magician's Aura, or "Sphere of Sensation," with the Energies of the invoked Force. Under such circumstances, the Magician should not banish at this point, but should proceed with the Ritual instead.

- candle in a dark room).
6. Inhale, completely filling your lungs, and continue to visualize the star above your head. As you exhale, watch the star growing in brilliance while you vibrate "אֶהְיֶה" [ê-hê-yê]. Repeat this process nine more times.
7. Relax for a few minutes and feel the Energy pulsing in your body.
8. Visualize a shaft of white Light coming down through your head from the star above you to your throat.
9. Inhale, completely filling your lungs, and visualize a second star in the center of your throat. As you exhale, the star brightens while you vibrate "יְהוּה אֱלֹהִים" [yòd-hê-vâv-hê ê-lò-hèm]. Repeat this process nine more times.
10. Relax and feel the Energy pulsing in your body.
11. Visualize a shaft of Light coming down through your chest from the star in your throat to the area around your heart and solar plexus.
12. Inhale, completely filling your lungs, and visualize a third star at your heart and solar plexus area. The star brightens as you exhale while vibrating "יְהוּה אֱלֹהֵי דָעַתָּה" [yòd-hê-vâv-hê ê-lò-hâ vê-dâ-ât]. Repeat this process nine more times.
13. Relax for a few minutes, and scan your body, noticing any changes, and feel the pulsation of the Energy.
14. Visualize a shaft of Light coming down from your chest to your pelvic area.
15. Inhale, completely filling your lungs, and visualize a fourth star around your genitals. The star brightens as you exhale while vibrating "שְׂדֵי אֵל קַי" [shâ-dî êl kî]. Repeat this process nine more times.
16. Relax for a few minutes and feel your body.
17. Visualize a shaft of Light coming down from your pelvis to a point beneath your feet.
18. Inhale, completely filling your lungs, and visualize a fifth star beneath your feet. The star brightens as you exhale while vibrating "אֲדֹנֵי הָאָרֶץ" [â-dò-nì hâ-â-rêts]. Repeat this process nine more times.
19. Scan your body once again, noticing whatever is happening there, and feel the pulsation of the Energy.
20. Focus your attention on the star above your head. As you exhale, bring a ball of Light down your left side to the star beneath your feet. Inhale, and bring it back up your right side to the star above your head, forming thereby a Circle of brilliant Light. Repeat this

- process nine more times.
21. Focus your attention on the star above your head. Exhale, and bring a ball of Light down the front of your body to the star beneath your feet. Inhale, and bring it back up the rear of your body to the star above your head, forming thereby a Circle of brilliant Light. Repeat this process nine more times.
 22. Relax for a few moments and feel yourself inside a sphere of white Light, which envelopes your entire Aura, or "Sphere of Sensation."
 23. Focus your attention on the star beneath your feet. Inhale and bring a brilliant shaft of Light through your body and up your spine to the star above your head. While exhaling, visualize a fireworks-like explosion of Light that rains gently down upon you and is collected into the star beneath your feet. Repeat this process nine more times.
 24. Scan your body once again, noticing whatever is happening there, and feel the pulsation of the Energy for as long as you wish.
 25. Perform the Lesser Banishing Ritual of the Pentagram.

Analysis of the Key Word

Introduction

This Rite centers around the letters INRI (יִרְי), which tradition says were written upon the cross of Jesus Christ as an abbreviation for Jesus of Nazareth, King of the Jews. There are, however, numerous other levels of occult meaning regarding these four letters in the Rosicrucian Magical Tradition. One of these is a Hermetic secret alluded to by the Latin phrase "Igne Natura Renovatur Integra" which means "By fire, nature is perfectly renewed." These four letters additionally adorn the rays of the angles of the Rose Cross Lamén worn by Adepts of the Ordo Rosae Rubeae et Aureae Crucis.

A deeper interpretation lies occulted behind the attributions of the Hebrew letters and the Magical Forces to the Paths on the Qabalistic Tree of Life. The Path attributed to the Hebrew letter י is attributed to the Zodiacal Sign Virgo as well, that of י to Scorpio, and ק to the Sun. There exist further magical associations between the Sign Virgo with the Egyptian Goddess Isis, Scorpio with Apophis, and the Sun with Osiris. When the first letter is taken from the Names of each of these Gods, the name "IAO" [è-â-ò] is formed. Additionally due to the Signs associated with Isis, Apophis, and Osiris, they form the letters "LVX" [lùks].

Thus within the letters IRNI lie concealed the letters IAO and LVX, which may also be found upon the rays of the angles of the Rose Cross Lamén. The name IAO was considered by the Gnostics to be the Supreme Name of God. Its letters further allude to Salt, Sulfur, and Mercury in Alchemy and to an even more recondite secret symbolized by the relationship between Isis, Apophis, and Osiris.

Rite

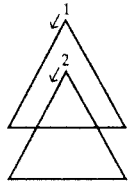
1. Stand West of the Altar facing East. Make a fist with your right hand, and strike the center of your chest with it. This gesture proclaims symbolically that power is about to be drawn into your Sphere of Sensation.
2. Perform the Rite of the Qabalistic Cross.⁶
3. Proclaim loudly, the letters: "INRI"
4. With your Planetary or Elemental Banishing Dagger, trace large golden white (the color of a candle flame) Hebrew letters before you (over the Altar from right to left). As you trace, vibrate "יִרְי" [yòd-nùn-rêsh-yòd].
5. Clasp your hands together over the center of your chest. Interlace your fingers and, if using a Dagger, hold it between your knuckles pointing upward. Extend your elbows horizontally.
6. Proclaim: "Virgo, Isis, mighty Mother. Scorpio, Apophis, destroyer. Sol, Osiris, slain and risen. Isis, Apophis, Osiris." Vibrate: "IAO" [è-â-ò].
7. Give the Sign of Osiris Slain.
8. Give the Sign of the Mourning of Isis. Proclaim: "The Sign of the mourning of Isis."
9. Give the Sign of Apophis and Typhon. Proclaim: "The Sign of Apophis and Typhon."
10. Give the Sign of Osiris Risen. Proclaim: "The Sign of Osiris."
11. Give the Sign of Osiris Slain. Proclaim: "Slain."
12. Give the Sign of Osiris Risen. Proclaim: "And risen."
13. Give the Sign of Osiris Slain. Inhale slowly and deeply.
14. Give the Sign of the Mourning of Isis. Proclaim: "L," and exhale slowly and completely.
15. Give the Sign of Apophis and Typhon. Proclaim: "V," and inhale slowly and deeply.
16. Give the Sign of Osiris Risen. Proclaim: "X." "LVX" [lùks], and exhale slowly and completely.

⁶ This step may be omitted when performing the Analysis of the Key Word immediately following the Lesser Banishing Ritual of the Pentagram.

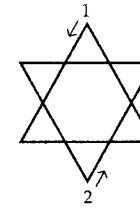
17. Give the Sign of Osiris Slain. Proclaim: "the Light," and inhale slowly and deeply.
18. Give the Sign of Osiris Risen. Proclaim: "of the cross," and exhale slowly and completely.
19. Perform either the Lesser Banishing Ritual of the Hexagram (when being used in conjunction with that Ritual), or finish with the Rite of the Qabalistic Cross.

Lesser Banishing Ritual of the Hexagram

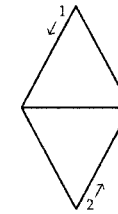
1. Look around and assure yourself that the Charged Force of any Consecrated Magical Implements will not be accidentally banished.
2. Stand West of the Altar facing East. Perform the "Analysis of the Key Word."
3. Go to the East of the Altar. Trace a golden white (the color of a candle flame) Saturn Banishing Hexagram (Eastern form) with your Planetary Banishing Dagger while vibrating "אֶרְאֵרִיחָא" [â-râ-rè-tâ]. Project white Light through it using the Sign of the Enterer. Give the Sign of Silence.



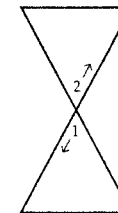
4. Pierce the center of the Hexagram with the Dagger. Trace a line of white Light as you move to the South. Finish the line at the point where the center of the next Hexagram will be.
5. Trace a golden white Saturn Banishing Hexagram (Southern form) with your Dagger while vibrating "אֶרְאֵרִיחָא" [â-râ-rè-tâ]. Project white Light through it using the Sign of the Enterer. Give the Sign of Silence.



6. Pierce the center of the Hexagram with the Dagger. Trace a line of white Light as you move to the West. Finish the line at the point where the center of the next Hexagram will be.
7. Trace a golden white Saturn Banishing Hexagram (Western form) with your Dagger while vibrating "אֶרְאֵרִיחָא" [â-râ-rè-tâ]. Project white Light through it using the Sign of the Enterer. Give the Sign of Silence.



8. Pierce the center of the Hexagram with the Dagger. Trace a line of white Light as you move to the North. Finish the line at the point where the center of the next Hexagram will be.
9. Trace a golden white Saturn Banishing Hexagram (Northern form) with your Dagger while vibrating "אֶרְאֵרִיחָא" [â-râ-rè-tâ]. Project white Light through it using the Sign of the Enterer. Give the Sign of Silence.



10. Pierce the center of the Hexagram with the Dagger. Trace a line of white Light as you move back to the East. Complete the Circle by finishing the line in the center of the first Hexagram (i.e., where

you began).

11. Go to the West of the Altar facing East.
12. Repeat the Analysis of the Key Word in closing.

Rose Cross Ritual

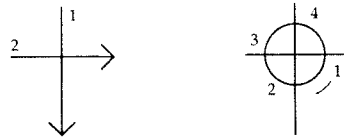
Introduction

The Rose Cross Ritual has a rather different effect than the Lesser Banishing Ritual of the Pentagram. It is known primarily for its calming, soothing, and protective qualities. Furthermore, it has been claimed by Regardie and other authorities that this Ritual does not light up the Inner Planes. Certainly, this is the case in the form which this Ritual embodies below, as it separates the different forms of vibration (that is, sound, movement, and mental imagery). Therefore, do not visualize anything while tracing the figures or projecting through them during this Ritual. Furthermore, do not vibrate Names simultaneously with movements or the tracing of lineal figures. Instead, separate each event.

This Ritual stands in a certain fashion, therefore, in a class all of its own. The stage directions, although of necessity somewhat complex, are nonetheless clear. Except where otherwise specifically directed by Ritual instructions, you should always move clockwise around the Temple (as in circumambulation).

Ritual

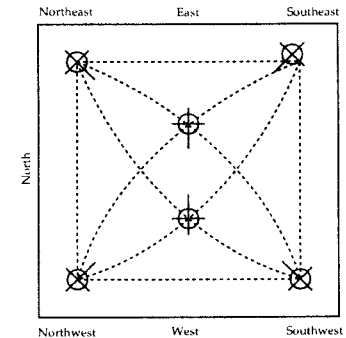
1. Stand West of the Altar facing East.
2. Perform the Rite of the Qabalistic Cross (Optional).
3. Light a stick or cone of incense. Go to the Southeast corner of the room. Do not visualize anything while tracing the figures or projecting through them during this Ritual. With the incense, trace a large cross and circle (as shown below) Give the Sign of the Enterer, and project through the center of the figure. Vibrate "יהשוה" [yê-hê-shù-â], then give the Sign of Silence.



4. From the center of the figure, trace a line with the incense as you

move to the Southwest corner (to the point where the center of the next figure will be).

5. Trace another Rose Cross. Give the Sign of the Enterer, projecting through the center of the figure. Vibrate "יהשוה" [yê-hê-shù-â], then give the Sign of Silence.



6. From the center of the figure, trace a line as you move to the Northwest corner.
7. Trace another Rose Cross. Give the Sign of the Enterer, projecting through the center of the figure. Vibrate "יהשוה" [yê-hê-shù-â], then give the Sign of Silence.
8. From the center of the figure, trace a line as you move to the Northeast corner.
9. Trace another Rose Cross. Give the Sign of the Enterer, projecting through the center of the figure. Vibrate "יהשוה" [yê-hê-shù-â], then give the Sign of Silence.
10. From the center of the figure, trace a line as you move back to the Southeast corner. Complete the Circle by finishing the line in the center of the first figure (i.e., where you began).
11. Turn, and holding the incense over your head walk diagonally to the center of the room (toward the Northwest corner).
12. Pause, then trace a Rose Cross above your head. Give the Sign of the Enterer, projecting through the center of the figure. Vibrate "יהשוה" [yê-hê-shù-â], then give the Sign of Silence.
13. Continuing to hold the incense over your head walk diagonally to the Northwest corner. Bring the incense down to the center of the previously traced figure.
14. Turn, and walk diagonally once again to the center of the room (toward the Southeast corner). This time, however, hold the

- incense pointed downwards, toward the floor.
15. Pause and then trace a Rose Cross toward the floor. Give the Sign of the Enterer, projecting through the center of the figure. Vibrate "יהשוה" [yê-hê-shù-â], then give the Sign of Silence.
 16. Pierce the center of the figure. Continue to trace a line as you walk diagonally back to the Southeast corner. Complete the Circle by finishing the line in the center of the previously traced figure.
 17. From the center of this figure, trace a line as you move to the Southwest corner. Reconnect the line with the center of the figure there.
 18. Turn, hold the incense over your head, and walk diagonally to the center of the room (toward the Northeast corner).
 19. Pause in the center of the room and connect with the center of the figure above your head.
 20. Continuing to hold the incense over your head walk diagonally to the Northeast corner. Bring the incense down to the center of the figure there.
 21. Turn, and once again walk diagonally to the center of the room (toward the Southwest corner). This time hold the incense pointed downwards, toward the floor again.
 22. Pause in the center of the room, and connect with the figure on the floor there.
 23. Continuing to hold the incense pointed downwards walk diagonally back to the Southwest corner. Bring the incense up to the center of the figure there.
 24. Pierce the center of the figure, and trace a line as you move to the Northwest corner.
 25. With the incense, pierce the center of the figure there, and continue the line as you move to the Northeast corner.
 26. Pierce the center of the figure there and continue the line as you move to the Southeast again. Complete the Circle by finishing the line in the center of the figure there.
 27. Trace a new (but much larger) Rose Cross over the first figure you traced in the Southeast corner. Give the Sign of the Enterer, projecting through the center of the figure. Vibrate "יהשוה יהושה" [yê-hê-shù-â yê-hò-vâ-shâ], then give the Sign of Silence.
 28. Return to the center of the room. Stand West of the Altar facing East. Close your eyes, and notice the network of the six Rose Crosses and the lines between them surrounding you.
 29. Perform the Analysis of the Key Word, but do not end the Rite with the Lesser Banishing Ritual of the Pentagram or the Rite of

- the Qabalistic Cross.
30. Clasp your hands over your chest and proclaim once again: "Virgo, Isis, mighty Mother, Scorpio, Apophis, destroyer, Sol, Osiris, slain and risen."
 31. Gradually raise your arms into the Sign of Apophis and Typhon. Proclaim: "Isis, Apophis, Osiris," and vibrate: "IAO" [è-â-ò]. Then vibrate: "Exarp" [êks-âr-pê], "Hcoma" [hê-kò-mâ], "Nanta" [nân-tâ], and "Bitom" [bè-tò-m].
 32. Aspire to the Light. Proclaim: "Let the Divine Light descend," and draw the Light down over your head to your feet.

Assumption and Divestment of God Forms

Introduction

The Assumption of God Forms is an extremely potent adjunct to Invocation. By assuming the Form of a corresponding God or Divine Image, the Magician links personal consciousness with an aspect of his or her Higher Self (Divine Genius) harmonious with the nature of the invoked Forces. The invocation is thereby transformed. The summons no longer arises merely from the personal will and Ego of the magician. Instead, the God Form irresistibly compels the Forces to manifest with the power of a Divine Mandate.

The timely divestment of all God Forms assumed during a Ritual is as important as is the proper banishing of the invoked Forces. Maintaining a sound and healthy Ego is as essential to a magician as is the ability to exalt one's consciousness. If all assumed God Forms are not properly divested prior to banishing, there is a serious risk of psychological inflation or even of megalomania developing over time.

Assumption of God Forms

1. Study carefully a picture or drawing of the God. Notice all details of appearance, clothing, and so forth. Familiarize yourself with the attributions of the God. Take note of the color, as well as the Flashing (complementary) Color which corresponds to the Force to be invoked. These colors are given in the text of the Rituals.
2. Close your eyes. In your mind's eye, build up the image of the God in front of you. It should be colossal and towering in stature. Clothe the God Form in the color appropriate to the Force you are invoking highlighted with the flashing (complementary) color. Build up all the details of the God's appearance.

3. Give the Sign of the Enterer and, taking one step forward, enter the God Form.
4. Assume the God Form completely. Vibrate the Name of the God several times while you visualize the God Form enveloping your Sphere of Sensation (Aura). Identify yourself with the God. Take your time. Merge with the God, uniting your consciousness with the consciousness of the Divinity. As completely as possible, imagine yourself becoming the God.

Divestment of God Forms

1. Close your eyes. In your mind's eye, reconnect for a few moments with the God Form which you have previously assumed. Build up the Image of the Divinity again completely enveloping your Sphere of Sensation (Aura). Notice all of the details, colors, and so forth, of the God Form.
2. Take one step backwards stepping out of the Image. As you do so, disidentify yourself from the God Form, separating yourself from the Image completely.
3. Give the Sign of Silence, and remain thus while you disperse the Image. In your mind's eye, see the God once again towering before you. Take your time, and visualize the Image slowly disintegrating and disappearing until it is completely gone.

An Invocation of the Highest Divine Force

Introduction

No major Ritual Work should be undertaken without first performing an Invocation of the Highest Divine Force. Regardie taught that this preliminary Invocation is the single most important factor in the success or failure of any Magical Operation. In such an Invocation, the Magician summons and embodies the Highest Divine Force, also known as the Presence of God, the Higher Self, the Holy Guardian Angel, the Divine Genius, or the Daemon.

Such an Invocation serves numerous functions. First of all, it exalts the consciousness of the Magician. It provides a clear transition from the mundane state of daily consciousness to the exalted state of mind required in all serious Ceremonial Work. Secondly, it brings the entire Operation under the Guidance, Direction, and Protection of the Higher Forces. Finally, it serves as a reminder of the underlying purpose of all Theurgy. All Magical activity, indeed any activity in the life of a

Magician, no matter how mundane, should be undertaken in cognizance of that ultimate goal, which is the completion of the Great Work.

The Great Work, or the Opus Magnum, is as individual and personal as one's mundane career. However, underlying these differences there is a common goal that has variously been called the Beatific Vision of God, contact with the Higher Self, and Knowledge and Conversation with the Holy Guardian Angel. Such an Invocation is of necessity extremely personal. The Rite which follows, although it has been used with great success by the author, should not be slavishly performed. It is given only as a provisional formula, stripped of all poetic elements and symbolism which reflect the personal aspiration and psychic predisposition of the author.

Of all the Rites and Ritual formulas in this book, this one must absolutely be personalized. It should come to intimately reflect the psychic predisposition of the individual Magician incorporating the symbolism which best represents the Highest Divine Force for that person. The Image of God held by a Hindu is radically different than that of a Christian or than the experience of the Higher Self of an Atheist. Yet each psyche responds to its own symbols.

The following Rite of Invocation of the Highest Divine Force is adapted from The Middle Pillar Ritual combined with the Assumption of God Forms. Since it allows room for individual imagery as well as for the addition of personal symbolism, it be may used by Magicians on a provisional basis. It should be supplemented as quickly as possible with poetry or prayer selected by the each student as best representing their own individual aspiration. The student versed in Magical technology would be well advised to work this Rite only for a short time, before replacing it with one entirely of their own creation.

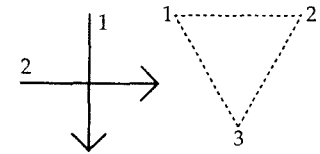
Rite

1. Unless you have done so already, perform The Lesser Banishing Ritual of the Pentagram, the Lesser Banishing Ritual of the Hexagram, and the Rite of the Qabalistic Cross.
2. Proclaim: "I invoke the Presence of God (Divinity or The Highest Divine Force)."
3. Visualize above your head the Highest Possible Image of God that you can envision. Let the symbolism reflect your personal conception of God as completely as possible. Take your time, and allow yourself to see and experience everything in detail.
5. Visualize a star shining just above your head (your Kether center or Crown Chakra) about the size of a baseball. It has a corona of

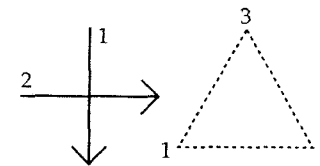
- Light around it (like that around a candle in a dark room).
6. Inhale, completely filling your lungs, and continue to visualize the star above your head. As you exhale, watch the star growing in brilliance while you vibrate "אֶהְיֶה" [ê-hê-yê]. Repeat this process nine more times.
 7. Visualize a shaft of white Light coming down through your head from the star above you to your heart and solar plexus area. As you do so, draw down the Image of God and assume the God Form. Allow yourself to become the Image. Build it up in your entire Sphere of Sensation. In your mind's eye, assume all of its attributions and details. Take your time, and allow yourself to completely embody God (Divinity or Divine Force). Identify yourself with the Image. Become God, Divinity, or Divine Force.
 8. Proclaim: "I invoke my Divine Genius (Higher Self, Holy Guardian Angel, or Daemon)."
 9. Visualize the God Form which you have Assumed beginning to transform into the Image of your own Divine Genius. Note that, depending on religious predisposition, there may not be any distinction. For some people God and their own Higher Self are one and the same. Many other people, however, have two distinctly different Images; one of God and one of their Higher Self. If for you there is no distinction, continue to embody the God Form previously assumed, and go on with the Rite. Otherwise build up the Image of your Divine Genius in your entire Sphere of Sensation. Assume in your mind's eye all of its attributions and details. Take your time, and allow yourself to completely embody your Divine Genius. Completely identify yourself with the Image. Become your Divine Genius.
 10. Inhale, completely filling your lungs, and visualize a second star igniting at your heart and solar plexus area (your Tiphareth center or Heart Chakra). The star brightens as you exhale while vibrating "יְהוָה אֱלֹהֵינוּ וְיְהוָה" [yôd-hê-vâv-hê ê-lô-hâ vê-dâ-ât]. Continue to embody the God Form of your Divine Genius while you repeat this process nine more times.
 11. Finish the Rite with the Lesser Banishing Ritual of the Pentagram, unless the Rite is being used in Preparation for further Invocation or Evocation.

Rite of Purification with Water and Consecration with Fire

1. Stand West of the Altar facing East. Pick up the a Cup of Water from the Altar.
2. Go to the East of the Altar facing outward. Trace an equal-armed Cross with the Cup toward the Quarter, then sprinkle Water three times; first left, then right, then downward to the apex thus forming a triangle.



3. Go to the South. Trace another equal-armed Cross, then sprinkle Water three times again toward the Quarter.
4. Go to the West. Trace another equal-armed Cross and sprinkle Water three times again.
5. Go to the North. Trace another equal-armed Cross and sprinkle Water three times.
6. Go to the East to complete the circle, trace another equal-armed Cross, sprinkle Water three times toward the Quarter, and say: "I purify with Water," then go to the West of the Altar facing East. Put down the Cup of Water, and pick up the Censer of Incense.
2. Go to the East of the Altar facing outward. Trace an equal-armed Cross with the Censer toward the Quarter, and wave the Incense three times; first left, then right, then upward to the apex thus forming a triangle.



3. Go to the South. Trace another equal-armed Cross and wave the Censer three times again toward the Quarter.
4. Go to the West. Trace another equal-armed Cross and wave the Censer three times again.
5. Go to the North. Trace another equal-armed Cross and wave the Censer three times.

6. Go to the East to complete the circle, once again trace another equal-armed Cross, wave the Censer three times toward the Quarter, and say: "I consecrate with Fire," then go to the West of the Altar facing East.

Rite of Adoration of the Lord of the Universe

1. Stand West of the Altar facing East.
2. Give the Sign of the Enterer (toward the East), and, as you do so, proclaim: "Holy art Thou, Lord of the Universe."
3. Give the Sign of the Enterer again, and proclaim: "Holy art Thou, whom Nature hath not formed."
4. Give the Sign of the Enterer once again, and proclaim: "Holy art Thou, the vast and the mighty One."
5. Proclaim: "Lord of the Light and of the Darkness." While saying the final word, "Darkness," give the Sign of Silence, and remain in silence for a few moments.

Rite of the Magical Eucharist

Introduction

This Rite should always be used prior to the Banishing of any Elemental Invocation. The form given here is that which should be used for the Supreme Invoking Ritual of the Pentagram. It may easily be adjusted slightly for other Invocations according to the nature of the invoked Forces. For example, in the Greater Invoking Ritual of the Pentagram for the Element of Air, one would have only the Enochian Air Tablet and the Tablet of Union in the Temple and invite only the Elemental Hierarchy of Air in each of the four Quarters to partake of the Eucharist. The invitation should always be extended, nonetheless, to partake of each of the four Elements.

The Eucharist is the aspect of the Ritual which is most enjoyable for the Forces themselves. The Elementals (that is, Salamanders, Sylphs, Undines, and Gnomes) particularly enjoy partaking of and communing with the other Elements. It is recommendable to include this Rite following the invocation of Planetary, Zodiacal, or Sefirothic Forces as well. This is due to the fact that the invisible beings which reside in these lofty realms do not have immediate access to the Elements, as do we who live on Earth (the realm of Assiah, Malkuth, and of the Elements). These invisible entities take

particular delight, therefore, in partaking of the Elements through this Rite.

Synopsis

Altar: Rose (East), red candle (South), cup of red wine (West), bread and salt (North).

Rite

1. Stand West of the Altar facing East.
2. Assume the God Form of Osiris dressed in white with yellow, blue, black, and red trim while vibrating "Osiris" [ò-sèr].



3. Declare: "For Osiris On-Nophris, who is found perfect before the Gods hath said (point to the Altar): These are the Elements of my body, perfected through suffering, glorified through trial. For the scent of the dying rose is as the repressed sigh of my suffering and the flame red Fire as the Energy of my undaunted will. The cup of wine is as the pouring out of the blood of my heart sacrificed unto regeneration, unto newer life, and the bread and salt are as the foundations of my body which I destroy in order that it may be renewed. For I am Osiris triumphant, even Osiris On-Nophris, the justified. I am he who is clothed in a body of flesh, yet in whom is the Spirit of the great Gods. I am the Lord of life, triumphant over death. He who partaketh with me shall arise with me. I am the manifester in matter of those whose abode is in the invisible. I am purified. I stand upon the Universe. I am its reconciler with the


eternal Gods, and without me the Universe is not."

4. Go to the Air Tablet in the East. Extend your arms in the form of a cross in the Sign of Osiris Slain. Proclaim: "Blessed art Thou, Lord of the Universe, for thy Glory flows out to the ends of the Universe rejoicing."
5. Drop your arms to your sides, then extend them outward and upward toward the Quarter. Declare: "I invite you, all you beings of the great Eastern Quadrangle; Archangels, Angels, Kings, Rulers, and Elementals now assembled in this Temple to partake with me, Priest, of the Eucharist of the four Elements."
6. Go to the Fire Tablet in the South. Give the Sign of Osiris Slain, and proclaim: "Blessed art Thou, Lord of the Universe, for thy Glory flows out to the ends of the Universe rejoicing."
7. Drop your arms to your sides, then extend them outward and upward toward the Quarter. Declare: "I invite you, all you beings of the great Eastern Quadrangle; Archangels, Angels, Kings, Rulers, and Elementals now assembled in this Temple to partake with me, Priest, of the Eucharist of the four Elements."
8. Go to the Water Tablet in the West. Give the Sign of Osiris Slain, and proclaim: "Blessed art Thou, Lord of the Universe, for thy Glory flows out to the ends of the Universe rejoicing."
9. Drop your arms to your sides, then extend them outward and upward toward the Quarter. Declare: "I invite you, all you beings of the great Eastern Quadrangle; Archangels, Angels, Kings, Rulers, and Elementals now assembled in this Temple to partake with me, Priest, of the Eucharist of the four Elements."
10. Go to the Earth Tablet. Give the Sign of Osiris Slain, and proclaim: "Blessed art Thou, Lord of the Universe, for thy Glory flows out to the ends of the Universe rejoicing."
11. Drop your arms to your sides, then extend them outward and upward toward the Quarter. Declare: "I invite you, all you beings of the great Eastern Quadrangle; Archangels, Angels, Kings, Rulers, and Elementals now assembled in this Temple to partake with me, Priest, of the Eucharist of the four Elements."
12. Go to the West of the Altar facing East. Visualize all of the invisible entities present, and offer each elemental symbol to them as you raise each element in turn toward the East. Proclaim: (raising the candle toward the East) "I invite you to feel with me the warmth of this sacred lamp as a symbol of elemental Fire, (raising the chalice toward the East) to drink with me this sacramental wine, a consecrated symbol of elemental Water,

(raising the rose toward the East) to partake with me of the scent of this rose as a symbol of elemental Air, and lastly (raising the paten or plate toward the East) to eat with me of this bread and salt as types of Earth.

13. Give the Sign of the Enterer, then circumambulate to the East of the Altar facing West. Give the Sign of Silence. Partake of each of the Elemental symbols in the order given above.⁷ When finished, drink the last drops of wine from of the cup, invert it, and place it upon the center of the Altar. Proclaim: "Tetelestai! It is accomplished!"
14. Declare: "Unto Thee, sole wise, sole mighty, and sole eternal One, be the praise and the glory forever, who has permitted me who standeth humbly before Thee to penetrate thus far into the sanctuary of thy mysteries. Not unto me, but unto thy Name be the glory. Let the influence of thy Divine Ones descend upon my head and teach me the value of self-sacrifice, so that I shrink not in the hour of trial, but that thus my Name may be written on high and my Genius stand in the presence of the Holy Ones; in that hour when the Son of Man is invoked before the Lord of Spirits and his Name before the Ancient of Days."
15. Divest yourself of the God Form of Osiris dressed in white with yellow, blue, black, and red trim, while vibrating "Osiris" [ò-sèr].

⁷ Note that the order of the Elements in this version of the Magical Eucharist differs from that employed in the Neophyte Ritual of the Hermetic Order of the Golden Dawn. The order given here is according to the correspondence of the Elements with the letters of the Divine Name אהיה.



d	o	n	p	a	T	d	a	n	V	a	a
o	l	o	a	G	e	o	o	b	a	u	a
O	P	a	m	n	o	V	G	m	d	n	m
a	p	l	s	T	e	d	e	c	a	o	p
s	c	m	i	o	o	n	A	m	l	o	x
V	a	r	s	G	d	L	b	r	i	a	p
o	i	P	t	e	a	a	P	D	o	c	e
p	s	u	a	c	n	r	Z	i	r	Z	a
S	i	o	d	a	o	i	n	r	z	f	m
d	a	l	t	T	d	n	a	d	i	r	e
d	i	x	o	m	o	n	s	i	o	s	p
O	o	D	P	z	i	A	P	a	n	l	i
r	g	o	a	n	n	¶	A	C	r	a	r

Fire Tablet



T	a	O	A	d	v	p	t	D	n	i	m
a	a	b	c	o	o	r	o	m	e	b	b
T	o	g	c	o	n	x	m	a	l	G	m
n	h	o	d	D	i	a	l	e	a	o	c
P	a	t	A	x	i	o	V	s	P	s	V
S	a	a	i	x	a	a	r	V	r	o	i
m	p	h	a	r	s	l	g	a	i	o	l
M	a	m	g	l	o	i	n	L	i	r	x
o	l	a	a	D	n	g	a	T	a	p	a
P	a	L	c	o	i	d	x	P	a	c	n
n	d	a	z	N	z	i	V	a	a	s	a
i	i	d	P	o	n	s	d	A	s	P	i
x	r	i	n	h	t	a	r	n	d	i	J

Water Tablet



r	Z	i	l	a	f	A	y	t	l	p	a
a	r	d	Z	a	i	d	p	a	L	a	m
c	z	o	n	s	a	r	o	Y	a	v	b
T	o	i	T	t	z	o	P	a	c	o	C
S	i	g	a	s	o	m	r	b	z	n	h
f	m	o	n	d	a	T	d	i	a	r	i
o	r	o	i	b	A	h	a	o	z	p	i
t	N	a	b	r	V	i	x	g	a	s	d
©	i	i	i	t	T	P	a	l	O	a	i
A	b	a	m	o	o	a	C	u	c	a	
N	a	o	c	O	T	t	n	P	r	n	T
o	c	a	n	m	a	g	o	t	r	o	i
S	h	i	a	l	r	a	p	m	z	o	x

Air Tablet



b	O	a	Z	a	R	o	P	h	a	R	a
u	N	n	a	x	o	P	S	o	n	d	n
a	i	g	r	a	n	o	o	m	a	g	g
o	r	p	m	n	i	n	g	b	e	a	l
r	s	O	n	i	z	i	r	l	e	m	v
i	z	i	n	r	C	z	i	a	M	h	l
M	O	r	d	i	a	l	h	C	t	G	a
©	C	a	n	c	h	i	a	s	o	m	t
A	r	b	i	z	m	i	i	l	p	i	z
O	P	a	n	a	L	a	m	S	m	a	P
d	O	l	o	P	i	n	i	a	n	b	a
r	x	p	a	o	c	s	i	z	i	x	p
a	x	t	i	r	V	a	s	t	r	i	m

Earth Tablet




B	N	A	P	S	E	N
B	A	N	S	S	Z	E
B	Y	A	P	A	R	E
B	N	A	M	G	E	N
B	N	U	A	G	E	S
B	L	B	O	P	O	O
B	A	B	E	P	E	N

Saturn Tablet



B	Y	N	E	P	O	R
B	B	A	R	N	F	L
B	B	A	I	G	A	O
B	B	A	L	P	A	E
B	B	A	N	I	F	G
B	B	O	S	N	I	A
B	B	A	S	N	O	D

Jupiter Tablet



B	A	B	A	L	E	L
E	I	L	O	M	F	O
N	E	O	T	P	T	A
S	A	G	A	C	I	Y
O	N	E	D	P	O	N
N	O	O	N	M	A	N
E	T	E	U	L	G	L

Mars Tablet



Sun Tablet



B	N	A	S	P	O	L
E	L	G	N	S	E	B
N	L	I	N	Z	U	B
S	F	A	M	L	L	B
O	O	G	O	S	R	B
N	R	P	C	R	R	B
E	R	G	D	B	A	B

Mercury Tablet



B	A	L	I	G	O	N
A	O	A	Y	N	N	L
L	B	B	N	A	A	U
I	O	A	E	S	P	M
G	G	L	P	P	S	A
O	E	E	O	O	E	Z
N	L	L	R	L	N	A

Venus Tablet




B	L	U	M	A	Z	A
O	E	S	N	G	L	E
A	U	Z	N	I	L	N
Y	L	L	M	A	F	S
N	R	S	O	G	O	O
N	R	R	C	P	R	N
L	A	B	D	G	R	E


Moon Tablet



Saturn



Jupiter



Mars





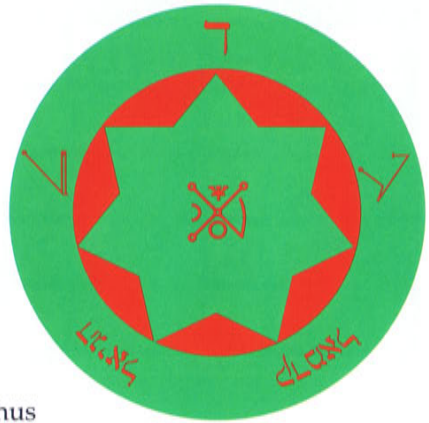
Sun



Mercury




Venus





Moon



Aries




Taurus



Gemini



Cancer



Leo





Virgo



Libra




Scorpio





Sagittarius




Capricorn

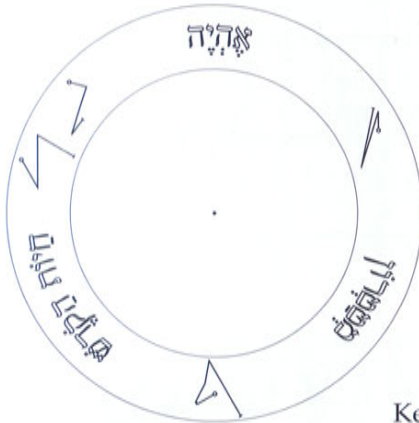


Aquarius

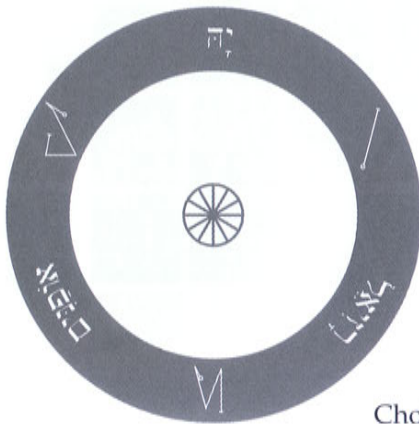
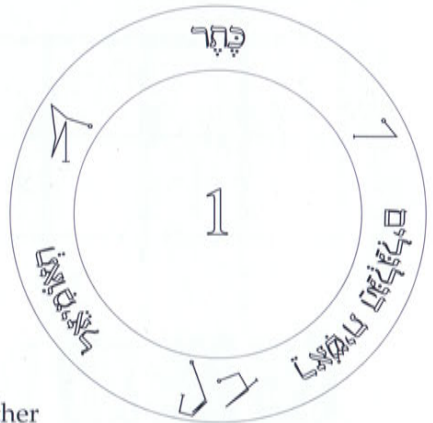




Pisces



Kether




Chokmah

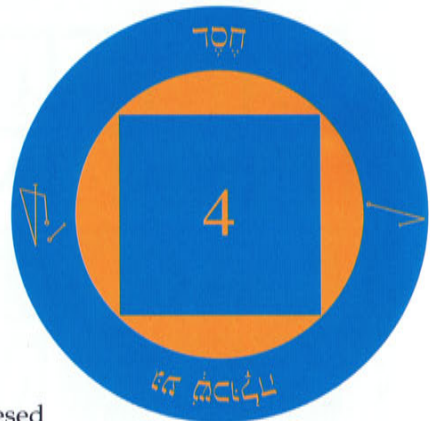




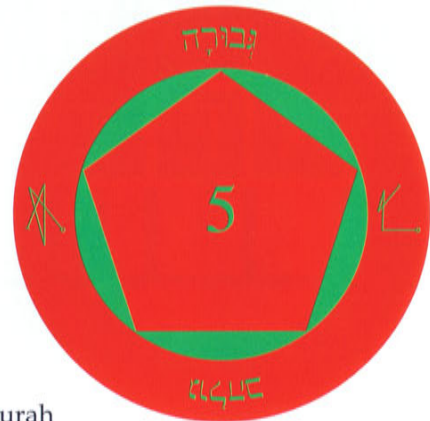
Binah



Chesed



Gevurah

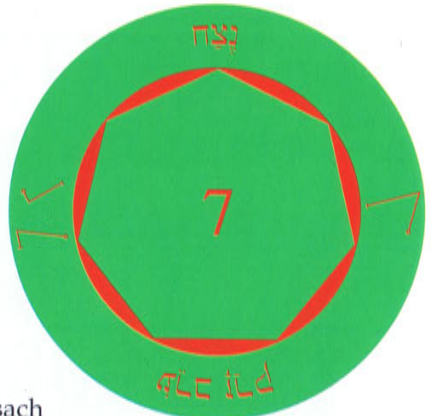




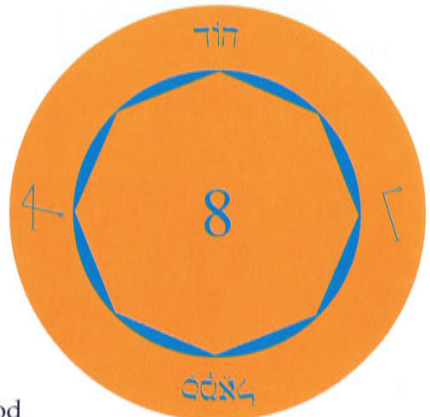
Tiphareth



Netsach

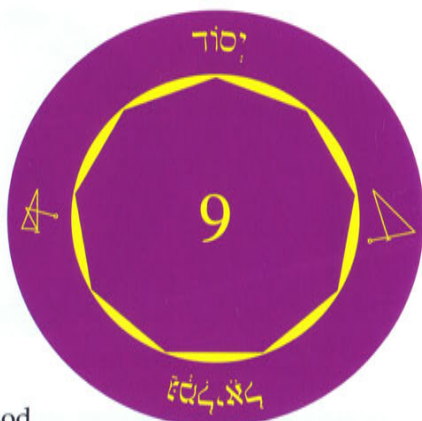


Hod





Yesod



Malkuth



Fire






Water



Air



Earth



Sigillum Dei Aemeth
Planetary Tablet of Union

O	L	P	A	G	E	D
Z	I	R	A	C	A	H
H	O	N	O	N	O	L
Z	A	R	N	A	A	H
G	E	B	A	B	A	L
Z	U	R	C	H	O	L
A	L	P	U	D	U	S
C	A	D	A	A	M	P
Z	A	R	Z	I	L	G
L	A	V	A	V	O	T
Z	I	N	G	G	E	N
A	R	F	A	O	L	G

Zodiacal Tablet

CHAPTER TWO



Elemental Magic

"And round about the throne, were four beasts full of eyes before and behind. And the first beast was like a lion, and the second beast like an ox, and the third beast had a face as a man, and the fourth beast was like a flying eagle. And the four beasts had each of them six wings about him; and they were full of eyes within; and they rest not day and night, saying, Holy, holy, holy, Lord God Almighty, which was, and is, and is to come" (Revelation 4:6-9).

Introduction

Ritual Timing

The ideal time to begin any Elemental Working is during an Elemental Tide corresponding to the Element of the Ritual. Except in Workings intended to be used for Practical Magic,¹ however, the importance of performing the Rituals outweighs all other considerations.

The Elemental Tides entered the Western Esoteric Tradition through the influence of Theosophy, which called them the "Tattwa Tides." The first cycle of Elemental Tides begins with Sunrise, and a fresh cycle begins every two hours. Within each one hundred twenty minute cycle, the Tide of each Element lasts for twenty-four minutes alternating in the following order: Spirit, Air, Fire, Water, and Earth.

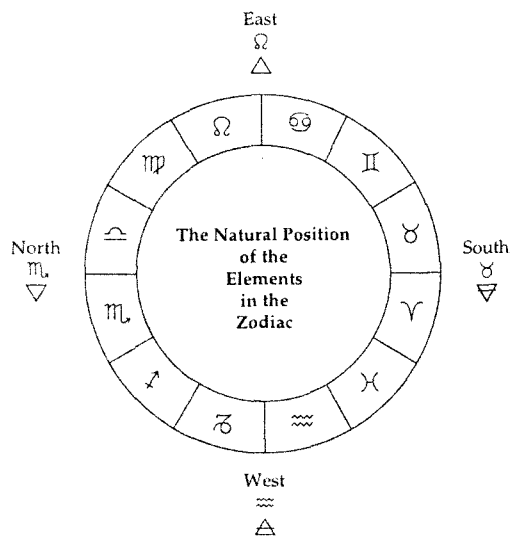
Facing the Quarter of the Element

There are two different allocations of the Elements to the four cardinal directions. The first allocation follows the "nature of the winds" which blow from these directions, and should be used for all Elemental

¹ See chapter six, "Practical and Talismanic Magic," for more information.

Invocation. Invoke Air in the East, for "the easterly wind is of the nature of Air." Invoke Fire in the South, for "the South wind brings the nature of Fire into action." Invoke Water in the West, for "the West winds bring rain and moisture." Invoke Earth in the North, "because the North wind is cold and dry like Earth."²

The second allocation of the Elements to the four cardinal directions is according to the "natural position of the Elements in the Zodiac."³ The Rosicrucian Sidereal Zodiac begins with the Sign Leo. Below we see such an Astrological Chart oriented so that the cusp of Leo is on the Ascendant in the East and the Midheaven is in the South. The Kerubic Zodiacal Signs (that is, Leo, Scorpio, Aquarius, and Taurus) align along the angles of the Chart in such a fashion that a Fire Sign is in the East, an Earth Sign in the South, an Air Sign in the West, and a Water Sign is in the North. The Magician should face the Quarter of the Element according to this allocation when Skrying in the Spirit Vision to any Elemental Plane.



² *The Golden Dawn (The original Account of the Teachings, Rites, and Ceremonies of the Hermetic Order of the Golden Dawn)* [1937], revealed by Israel Regardie, 6th ed. (St. Paul: Llewellyn, 1989), p. 283. The descriptions of the qualities of these winds derive directly from Claudius Ptolemaeus, [100-178 AD], *Tetrabiblos*. The Loeb Classical Library (Cambridge: Harvard University Press, 1940), Sec. I, 10, p. 63. The attribution of the Elements to the Quarters according to the nature of the winds derives from Éliphas Lévi (Abbé Louis Constant), *The Magical Ritual of the Sanctum Regnum*, trans. and ed. W. Wynn Wescott and Joseph Bouleaur, (Edmonds: Holmes, 1992), p. 14.

³ Regardie, *Golden Dawn*, p. 283.

Enochian Elemental Tablets

The Synopsis preceding each Ritual in this chapter describes the Enochian Tablet or Tablets that should be used in each instance. The Enochian Tablets of Fire, Water, Air, and Earth are included as colored illustrations in this book. The Enochian Elemental Tablet of Union is illustrated below. Each Student should craft a Tablet of union for his or her use. The letters EXARP should be colored yellow, HCOMA should be colored blue, NANTA should be colored black, and BITOM should be colored red.

E	X	A	R	P
H	C	O	M	A
N	A	N	T	A
B	I	T	O	M

Greater Invoking Ritual of the Pentagram, Earth

Synopsis

Altar: Black Altar Cloth, Elemental Banishing Dagger, rose (East), candle (South), water and cup of red wine (West), Earth Pentacle (Wrapped), bread, and salt (North).

Enochian Tablets: Union (On the Altar), Earth (North).

Enochian Calls: Fifth.

Tarot Reference: The Suit of Pentacles.

Colors: Black flashing with complementary white (Earth), and white flashing with complementary black (Spirit).

Ideal Time: During an Elemental Tide of Earth.

Scents: Storax.

Ritual Precis

1. Perform the Lesser Banishing Ritual of the Pentagram.
2. Perform the Lesser Banishing Ritual of the Hexagram.
3. Perform the Rite of Purification with Water and Consecration

- with Fire.
4. Unwrap the Earth Pentacle.
 5. Perform the Rite of the Qabalistic Cross.
 6. Perform an Invocation of the Highest Divine Force.
 7. Invoke Spirit and Earth in each of the four Quarters, as well as over the Altar (assuming the appropriate God Form, using the appropriate Pentagrams, Names, and Grade Signs). Trace the appropriate Sigils and Hebrew Names over the Altar, while vibrating the Names from the Elemental Hierarchy of Earth.
 8. Circumambulate three times.
 9. Perform the Rite of Adoration of the Lord of the Universe.
 10. State all Magical Intentions.
 11. Perform the Middle Pillar Ritual (Optional).
 12. Skry to the corresponding Elemental Plane (Optional).
 13. Perform the Rite of the Magical Eucharist.
 14. Wrap the Earth Pentacle.
 15. Reverse circumambulate three times.
 16. Divest yourself of all God Forms assumed during the Ritual.
 17. Perform the Greater Banishing Ritual of the Pentagram for the Element of Earth, by banishing Spirit and Earth in each of the four Quarters, as well as over the Altar (using the appropriate Pentagrams and Names).
 18. Perform the Lesser Banishing Ritual of the Pentagram.
 19. Perform the Lesser Banishing Ritual of the Hexagram.
 20. Declare the Temple duly closed.

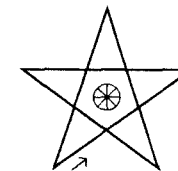
Ritual

1. Go to the Northeast corner. Stand facing outward, away from the Altar. Proclaim: "Hekas, Hekas Este Bebeloi" [hê-kâs hê-kâs ês-tê bê-bê-lòè].
2. Go to the West of the Altar, facing East. Perform the Lesser Banishing Ritual of the Pentagram.
3. Perform the Lesser Banishing Ritual of the Hexagram.
4. Perform the Rite of Purification with Water and Consecration with Fire.
5. Unwrap your Earth Pentacle.
6. Perform the Rite of the Qabalistic Cross.
7. Perform an Invocation of the Highest Divine Force.
8. Pick up your Earth Pentacle. Assume the God Form of Nephthys,

dressed in black with white trim, while vibrating "Nephthys" [nê-bê-t-kê-t].⁴



9. Go to the Eastern end of the Circle. Stand facing outward.
10. Trace a white Invoking Spirit Pentagram (for the Passive Elements), while vibrating "Nanta" [nân-tâ].⁵ Trace a black Spirit Wheel in its center, while vibrating "אגלל" [â-gê-lâ]. Project white Light through it, using the Sign of the Enterer.

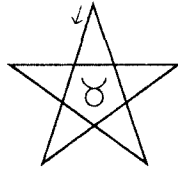


11. Give the LVX Signs.
12. Trace a black Invoking Earth Pentagram directly over the previous

⁴ The pronunciations of the names of Egyptian Gods used by the Golden Dawn have traditionally relied on relatively late Coptic pronunciations. Throughout the present work, a different approach has been employed. The pronunciations herein given have been derived directly from earlier hieroglyphic texts, and comprise the best estimation of contemporary Egyptology in regard to the original pronunciation in early Dynasties. The greatest obstacle facing Egyptology in this regard, however, is the lack of vowels in hieroglyphics. The hieroglyphic spellings of these names appear in E. A. Wallis Budge, *The Gods of the Egyptians* [1904] (New York: Dover, 1969).

⁵ The name Nanta is derived from the line attributed to Earth of the Enochian Elemental Tablet of Union. The names employed in tracing Spirit Pentagrams throughout this chapter are of similar derivation.

one, while vibrating "Mor Dial Hctga" [mòr dè-âl hêc-tê-gâ].⁶ Trace a white Taurus symbol in its center, while vibrating "אָדֶנִי" [â-dò-nì].⁷ Project black Light through it, using the Sign of the Enterer.



13. Give the Sign of the Zelator Grade, and remain thus for a short time, while you feel the invoked Energies.
14. Raise your arms, reaching outward and slightly upward. Proclaim: "In the Three Holy Secret Names of God, I invoke you, you Angels of the Tablet of Earth."
15. Pierce the center of the Pentagrams, and trace a line of white Light as you move to the South. Finish the line at the point where the center of the next Pentagrams will be.
16. Trace a white Invoking Spirit Pentagram (for the Passive Elements), while vibrating "Nanta" [nân-tâ]. Trace a black Spirit Wheel in its center, while vibrating "אָגֶלֶל" [â-gê-lâ]. Project white Light through it, using the Sign of the Enterer.

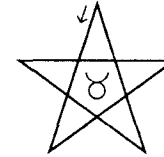


17. Give the LVX Signs.
18. Trace a black Invoking Earth Pentagram directly over the previous one, while vibrating "Mor Dial Hctga" [mòr dè-âl hêc-tê-gâ]. Trace a white Taurus symbol in its center, while vibrating "אָדֶנִי" [â-dò-nì].


⁶ The name Mor Dial Hctga is derived from the central, white, horizontal line of the Enochian Tablet of Earth. The names employed in tracing Elemental Pentagrams throughout this chapter are similarly derived from the respective Elemental Tablets.

⁷ The names vibrated while tracing Glyphs in the center of Elemental Pentagrams are shortened forms of Divine Names attributed to certain Sephiroth associated with the Elements. אָדֶנִי is shortened from אֱלֹהֵי הַמַּלְכוּת, the Divine Name attributed to the Sephirah of Malkuth. יְהוָה, attributed to Air, is shortened from יְהוָה אֱלֹהֵי הַמַּיִם, attributed to the Sephirah of Tiphareth. אֵל, attributed to Water, is the Divine name of the Sephirah of Chesed. אֱלֹהֵי הָאֵשׁ, attributed to Fire, is shortened from אֱלֹהֵי הַגִּבּוֹר, the Divine Name of Gevurah.

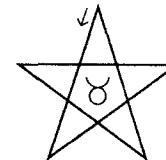
[â-dò-nì]. Project black Light through it, using the Sign of the Enterer.



19. Give the Sign of the Zelator Grade, and remain thus for a short time, while you feel the invoked Energies.
20. Raise your arms, reaching outward and slightly upward. Proclaim: "In the Three Holy Secret Names of God, I invoke you, you Angels of the Tablet of Earth."
21. Pierce the center of the Pentagrams, and trace a line of white Light as you move to the West. Finish the line at the point where the center of the next Pentagrams will be.
22. Trace a white Invoking Spirit Pentagram (for the Passive Elements), while vibrating "Nanta" [nân-tâ]. Trace a black Spirit Wheel in its center, while vibrating "אָגֶלֶל" [â-gê-lâ]. Project white Light through it, using the Sign of the Enterer.



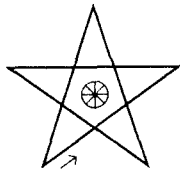
23. Give the LVX Signs.
24. Trace a black Invoking Earth Pentagram directly over the previous one, while vibrating "Mor Dial Hctga" [mòr dè-âl hêc-tê-gâ]. Trace a white Taurus symbol in its center, while vibrating "אָדֶנִי" [â-dò-nì]. Project black Light through it, using the Sign of the Enterer.



25. Give the Sign of the Zelator Grade, and remain thus for a short time, while you feel the invoked Energies.

"In the Three Holy Secret Names of God, I invoke you, you Angels of the Tablet of Earth."

27. Pierce the center of the Pentagrams, and trace a line of white Light as you move to the North. Finish the line at the point where the center of the next Pentagrams will be.
28. Trace a white Invoking Spirit Pentagram (for the Passive Elements), while vibrating "Nanta" [nân-tâ]. Trace a black Spirit Wheel in its center, while vibrating "אגל" [â-gê-lâ]. Project white Light through it, using the Sign of the Enterer.

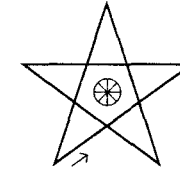


29. Give the LVX Signs.
30. Trace a black Invoking Earth Pentagram directly over the previous one, while vibrating "Mor Dial Hctga" [mòr dè-âl hêc-tê-gâ]. Trace a white Taurus symbol in its center, while vibrating "דן" [â-dò-nî]. Project black Light through it, using the Sign of the Enterer.

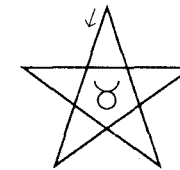


31. Give the Sign of the Zelator Grade, and remain thus for a short time, while you feel the invoked Energies.
32. Raise your arms, reaching outward and slightly upward. Proclaim: "In the Three Holy Secret Names of God, I invoke you, you Angels of the Tablet of Earth."
33. Pierce the center of the Pentagrams, and trace a line of white Light as you move to the East. Complete the Circle by finishing the line in the center of the first Pentagrams (i.e., where you began).
34. Go to the South of the Altar, facing North.
35. Pause and close your eyes for a moment. Visualize again the God Form of Nephtys which you continue to assume, dressed in black, with white trim, while vibrating "Nephtys" [nê-bêt-kêt].

36. Trace a white Invoking Spirit Pentagram (for the Passive Elements) over the Altar, while vibrating "Nanta" [nân-tâ]. Trace a black Spirit Wheel in its center, while vibrating "אגל" [â-gê-lâ]. Project white Light through it, using the Sign of the Enterer.



37. Give the LVX Signs.
38. Trace a black Invoking Earth Pentagram directly over the previous one, while vibrating "Mor Dial Hctga" [mòr dè-âl hêc-tê-gâ]. Trace a white Taurus symbol in its center, while vibrating "דן" [â-dò-nî]. Project black Light through it, using the Sign of the Enterer.

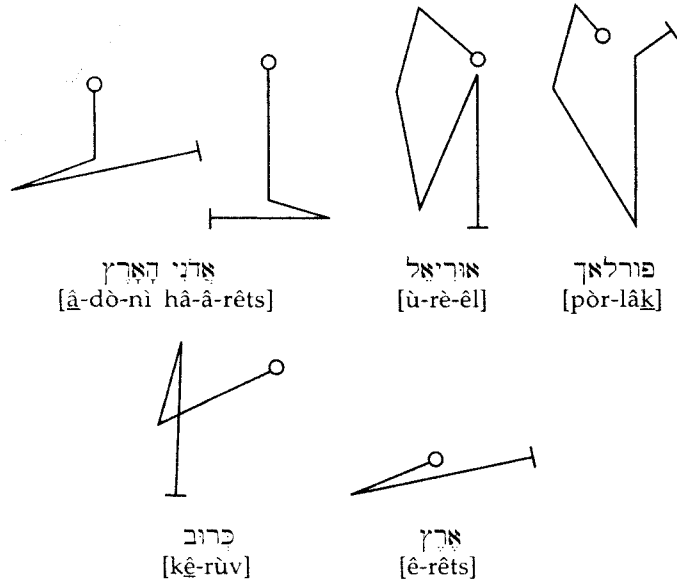


39. Give the Sign of the Zelator Grade, and remain thus for a short time, while you feel the invoked Energies.
40. Raise your arms, reaching outward and slightly upward. Proclaim: "In the Three Holy Secret Names of God, I invoke you, you Angels of the Tablet of Earth."
41. Each of the Names in the following Invocation should be vibrated twice. The first time, vibrate the Name while you trace it in Hebrew (over the Pentagrams, from right to left).⁸ The second time, vibrate the Name again, while you trace its Sigil,⁹ as shown below. Proclaim: "In the Name of the Lord אגל דן אגל" [â-dò-nî hâ-â-

⁸ Note that vowel pointation is included with Hebrew words as a guide to reliable pronunciation. When Hebrew letters are traced in the air during Ritual, all vowel pointation should be omitted.

⁹ Note that when tracing Sigils, do not trace either the circle or the perpendicular line at the beginning or the end of the Sigil. Trace from the circle, finishing at the perpendicular line. When tracing Sigils for Names with more than one word, the sequence of the Sigils proceeds from right to left as do the words of the Name in Hebrew. Except for Kameothic (Planetary) Intelligences and Spirits, all of the Sigils in this book derive from the Rose on the Rose Cross Lamen. For information how to derive these Sigils, see Regardie, *Golden Dawn*, pp. 482-485.

rêts],¹⁰ of the Archangel 'אוריאל' [û-rè-êl],¹¹ of the Angel 'פורלאך' [pòr-lâk],¹² and of the Ruler 'כרויב' [kê-rùv],¹³ I invoke you, you Forces of 'ארץ' [ê-rêts]."¹⁴



42. Raise your arms, reaching outward and upward. Proclaim (and vibrate where indicated): "In the Name of the Elemental Order of

¹⁰ The Great Names associated with the Elements are actually Divine Names attributed to certain Sephiroth, which correspond to Grades of the Hermetic Order of Golden Dawn. אֲדֹנֵי corresponds to Malkuth and the Zelator Grade, אֱלֹהֵי corresponds to Yesod and the Theoricus Grade, צְבָאוֹת corresponds to Hod and the Practicus Grade, and יְהוָה corresponds to Netzach and the Philosophus Grade.

¹¹ The Archangels of the Elements are drawn from a tradition published by Agrippa. See Henry Cornelius Agrippa of Nettesheim (1486?-1535 AD), *Three Books of Occult Philosophy*, trans. James Freake, ed. Donald Tyson (St. Paul: Llewellyn, 1993), p. 257 and p. 533.

¹² The Planetary Angels are found in the *Clavicula Solomonis, The Key of Solomon the King* [1456?], trans. and ed. S.L. MacGregor Mathers, 1st paper ed. (York Beach: Weiser, 1989, fig. 38, p. 74. It should be noted that, in this source, Mathers spells the Angel of Air as אֶרֶץ instead of its traditional Golden Dawn spelling as אֶרֶץ.

¹³ The Rulers of the Elements may be found in Agrippa, *Three Books of Occult Philosophy*, p. 257, 533, in *Clavicula Solomonis, The Key of Solomon the King* [1456?], trans. and ed. S.L. MacGregor Mathers, 1st paper ed. (York Beach: Weiser, 1989, fig. 38, p. 74, and Tycho Brahe, "Calendarium Naturale Magicum..." [1582], reproduced in *Codex Rosae Crucis, -D.O.M.A.-*, intro. Manly P. Hall (Los Angeles: Philosophical Research Society, 1971), opp. p. 48.

¹⁴ The Hebrew names of the Elements may be found in Tycho Brahe, "Calendarium Naturale Magicum..." [1582], reproduced in *Codex Rosae Crucis, -D.O.M.A.-*, intro. Manly P. Hall (Los Angeles: Philosophical Research Society, 1971), opp. p. 48.

the 'Gnomes' [nòmz], and of their King 'Ghob' [gòb],¹⁵ I invoke you, you Powers of Earth."

43. Vibrate the fifth Enochian Call as listed in appendix I, "Enochian Calls" (optional).
44. Extend your arms outward and upward. Proclaim: "I invoke you, you Angels of the celestial Spheres, whose dwelling is in the Invisible. You are the Guardians of the Gates of the Universe. May you also be the Guardians of this mystic Sphere. Keep far removed the Evil and the Unbalanced. Strengthen and inspire me, so that I may preserve unsullied this Abode of the Mysteries of the Eternal Gods. Let my Sphere be pure and holy, so that I may enter in, and become a partaker of, the Light Divine."
45. Go to the Northeast corner of the Circle, and face outwards. Extend your arms outward and upward, and proclaim: "The visible Sun is the dispenser of Light to the Earth. Let me form therefore a Vortex in this Chamber, that the invisible Light of the Spirit shall shine therein from above."
46. Circumambulate three times around the perimeter of the Circle. Imagine Magical Current flowing through you, and visualize a clockwise-spinning Vortex being created as you move. Give the Sign of the Enterer each time that you pass by the Eastern end of the Circle (in the direction you are going, without stopping). Finish in the Northeast.
47. Go to the West of the Altar, facing East. Perform the Rite of Adoration of the Lord of the Universe.
48. State clearly the Magical Intentions of the Ritual: "(e.g.) It is the Intention of this Ritual that the Energies of the Element of Earth shall be awakened in my Sphere of Sensation ('Aura'), and that I shall eventually attain the Knowledge of, and Conversation with, my Divine Genius ('Holy Guardian Angel')."
49. Perform the Ritual of the Middle Pillar. This activates and equilibrates the invoked Forces in your Sphere of Sensation (Optional).
50. Facing the South (the natural position of Earth in the Zodiac), skry to the Plane of the invoked Forces (Optional). When finished, make a sketch, drawing, or painting of any encountered images or beings, and write a brief description of any visionary experience. This material should be carefully recorded for entry into the Magical Diary.

¹⁵ The names of the Orders of the Elementals and their Kings/Queen are derived from Éliphas Lévi (Abbé Louis Constant), and may be found in *Transcendental Magic* [1896], trans. A. E. Waite, 1st. American ed. (York Beach: Weiser, 1970), pp. 229-234, as well as in *The Magical Ritual of the Sanctum Regnum*, trans. and ed. W. Wynn Wescott and Joseph Bouleaur, (Edmonds: Holmes, 1992), p. 14.

51. Perform the Rite of the Magical Eucharist.
52. Carefully wrap and put away your Consecrated Earth Pentacle, to avoid any accidental dissipation of its charged Force.
53. Go to the Southeast corner.
54. Reverse circumambulate three times around the perimeter of the Circle. As you move, imagine Magical Current flowing through you, and visualize the Vortex of Magical Energy, which you created earlier, reversing and dissipating. Give the Sign of the Enterer each time that you pass by the Eastern end of the Circle (in the direction you are going, without stopping). Finish in the Southeast.
55. Go to the West of the Altar, facing East, and perform the Rite of Adoration of the Lord of the Universe.
56. Pause and close your eyes for a moment. Visualize again the God Form of Nephtys, dressed in black with white trim. Divest yourself of the God Form of Nephtys, while vibrating "Nephtys" [nê-bêt-kêt]. Likewise divest yourself of as well as any other God Forms which may have been assumed during preliminary Invocations (e.g., of the Highest Divine Force).
57. Perform the Greater Banishing Ritual of the Pentagram for the Element of Earth.
58. Perform the Lesser Banishing Ritual of the Pentagram.
59. Perform the Lesser Banishing Ritual of the Hexagram.
60. Knock five times upon the Altar and proclaim: "I now release any Spirits which may have been imprisoned by this Ritual. Go now, with the Blessings of 'יהושה יהושע' [yê-hê-shù-â yê-hò-vâ-shâ]. May there always be peace between us, and may you always come when you are called. I now Declare this Ritual duly closed."

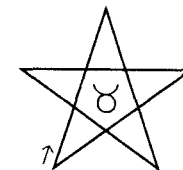
Greater Banishing Ritual of the Pentagram, Earth

1. Look around, and assure yourself that you will not accidentally banish the charged Force of any consecrated Magical Implements.
2. Stand West of the Altar, facing East. Perform the Rite of the Qabalistic Cross.
3. Pick up your Elemental Banishing Dagger. Go to the Eastern end of the Circle. Stand facing outward.
4. Trace a white Banishing Spirit Pentagram (for the Passive Elements), while vibrating "Nanta" [nân-tâ]. Trace a black Spirit Wheel in its center, while vibrating "אגל" [â-gê-lâ]. Project white Light through it, using the Sign of the Enterer. Give the

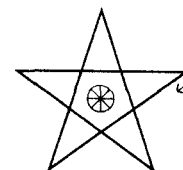
Sign of Silence.



5. Trace a black Banishing Earth Pentagram directly over the previous one, while vibrating "Mor Dial Hctga" [mòr dè-âl hêc-tê-gâ]. Trace a white Taurus symbol in its center, while vibrating "דגל" [â-dò-nì]. Project black Light through it, using the Sign of the Enterer. Give the Sign of Silence.



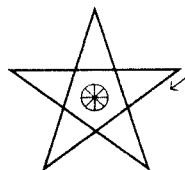
6. Pierce the center of the Pentagrams, and trace a line of white Light as you move to the South. Finish the line at the point where the center of the next Pentagrams will be.
7. Trace a white Banishing Spirit Pentagram (for the Passive Elements), while vibrating "Nanta" [nân-tâ]. Trace a black Spirit Wheel in its center, while vibrating "אגל" [â-gê-lâ]. Project white Light through it, using the Sign of the Enterer. Give the Sign of Silence.



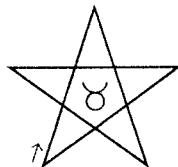
8. Trace a black Banishing Earth Pentagram directly over the previous one, while vibrating "Mor Dial Hctga" [mòr dè-âl hêc-tê-gâ]. Trace a white Taurus symbol in its center, while vibrating "דגל" [â-dò-nì]. Project black Light through it, using the Sign of the Enterer. Give the Sign of Silence.



9. Pierce the center of the Pentagrams, and trace a line of white Light as you move to the West. Finish the line at the point where the center of the next Pentagrams will be.
10. Trace a white Banishing Spirit Pentagram (for the Passive Elements), while vibrating "Nanta" [nân-tâ]. Trace a black Spirit Wheel in its center, while vibrating "אגל" [â-gê-lâ]. Project white Light through it, using the Sign of the Enterer. Give the Sign of Silence.




11. Trace a black Banishing Earth Pentagram directly over the previous one, while vibrating "Mor Dial Hctga" [mòr dè-âl hêc-tê-gâ]. Trace a white Taurus symbol in its center, while vibrating "דנ" [â-dò-nì]. Project black Light through it, using the Sign of the Enterer. Give the Sign of Silence.

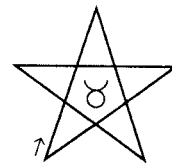


12. Pierce the center of the Pentagrams, and trace a line of white Light as you move to the North. Finish the line at the point where the center of the next Pentagrams will be.
13. Trace a white Banishing Spirit Pentagram (for the Passive Elements), while vibrating "Nanta" [nân-tâ]. Trace a black Spirit Wheel in its center, while vibrating "אגל" [â-gê-lâ]. Project white Light through it, using the Sign of the Enterer. Give the


Sign of Silence.



14. Trace a black Banishing Earth Pentagram directly over the previous one, while vibrating "Mor Dial Hctga" [mòr dè-âl hêc-tê-gâ]. Trace a white Taurus symbol in its center, while vibrating "דנ" [â-dò-nì]. Project black Light through it, using the Sign of the Enterer. Give the Sign of Silence.



15. Pierce the center of the Pentagrams, and trace a line of white Light as you move to the East. Complete the Circle by finishing the line in the center of the first Pentagrams (i.e., where you began).
16. Go to the South of the Altar, facing North.
17. Trace a white Banishing Spirit Pentagram (for the Passive Elements) directly over the previous one, while vibrating "Nanta" [nân-tâ]. Trace a black Spirit Wheel in its center, while vibrating "אגל" [â-gê-lâ]. Project white Light through it, using the Sign of the Enterer. Give the Sign of Silence.



18. Trace a black Banishing Earth Pentagram directly over the previous ones, while vibrating "Mor Dial Hctga" [mòr dè-âl hêc-tê-gâ]. Trace a white Taurus symbol in its center, while vibrating "דנ" [â-dò-nì]. Project black Light through it, using the Sign of the Enterer. Give the Sign of Silence.



19. Go to the West of the Altar, facing East. Perform the Rite of the Qabalistic Cross.

Greater Invoking Ritual of the Pentagram, Air

Synopsis

Altar: Yellow Altar Cloth, Elemental Banishing Dagger, candle (South), water, cup of red wine (West), bread, salt (North), Air Dagger (wrapped) and rose (East).

Enochian Tablets: Union (on the Altar), Air (East).

Enochian Calls: Third.

Tarot Reference: The Suit of Swords.

Colors: Yellow flashing with complementary violet (Air), and white flashing with complementary black (Spirit).

Ideal Time: During an Elemental Tide of Air.

Scents: Galbanum.

Ritual Precis

1. Perform the Lesser Banishing Ritual of the Pentagram.
2. Perform the Lesser Banishing Ritual of the Hexagram.
3. Perform the Rite of Purification with Water and Consecration with Fire.
4. Unwrap the Air Dagger.
5. Perform the Rite of the Qabalistic Cross.
6. Perform an Invocation of the Highest Divine Force.
7. Invoke Spirit and Air in each of the four Quarters, as well as over the Altar (assuming the appropriate God Form, using the appropriate Pentagrams, Names, and Grade Signs). Trace the appropriate Sigils and Hebrew Names over the Altar, while vibrating the Names from the Elemental Hierarchy of Air.
8. Circumambulate three times.
9. Perform the Rite of Adoration of the Lord of the Universe.

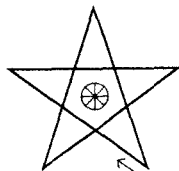
10. State all Magical Intentions.
11. Perform the Middle Pillar Ritual (optional).
12. Skry to the corresponding Elemental Plane (optional).
13. Perform the Rite of the Magical Eucharist.
14. Wrap the Air Dagger.
15. Reverse circumambulate three times.
16. Divest yourself of all God Forms assumed during the Ritual.
17. Perform the Greater Banishing Ritual of the Pentagram for the Element of Air, by banishing Spirit and Air in each of the four Quarters, as well as over the Altar (using the appropriate Pentagrams and Names).
18. Perform the Lesser Banishing Ritual of the Pentagram.
19. Perform the Lesser Banishing Ritual of the Hexagram.
20. Declare the Temple duly closed.

Ritual

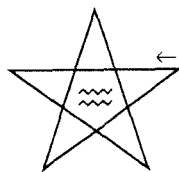
1. Go to the Northeast corner. Stand facing outward, away from the Altar. Proclaim: "Hekas, Hekas Este Bebeloi" [hê-kâs hê-kâs ês-tê bê-bê-lòè].
2. Go to the West of the Altar, facing East. Perform the Lesser Banishing Ritual of the Pentagram.
3. Perform the Lesser Banishing Ritual of the Hexagram.
4. Perform the Rite of Purification with Water and Consecration with Fire.
5. Unwrap your Air Dagger.
6. Perform the Rite of the Qabalistic Cross.
7. Perform an Invocation of the Highest Divine Force.
8. Pick up your Air Dagger. Assume the God Form of Djehuti, dressed in yellow with violet trim, while vibrating "Djehuti" [jê-hù-tè].




9. Go to the Eastern end of the Circle. Stand facing outward.
10. Trace a white Invoking Spirit Pentagram (for the Active Elements), while vibrating "Exarp" [êks-âr-pê]. Trace a black Spirit Wheel in its center, while vibrating "יהי" [ê-hê-yê]. Project white Light through it, using the Sign of the Enterer.



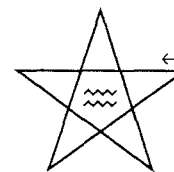
11. Give the LVX Signs.
12. Trace a yellow Invoking Air Pentagram directly over the previous one, while vibrating "Oro Ibah Aozpi" [ò-rò è-bâh â-òz-pè]. Trace a violet Aquarius symbol in its center, while vibrating "יהוה" [yòd-hê-vâv-hê]. Project yellow Light through it, using the Sign of the Enterer.



13. Give the Sign of the Theoricus Grade, and remain thus for a short time, while you feel the invoked Energies.
14. Raise your arms, reaching outward and slightly upward. Proclaim: "In the Three Holy Secret Names of God, I invoke you, you Angels of the Tablet of Air."
15. Pierce the center of the Pentagrams, and trace a line of white Light as you move to the South. Finish the line at the point where the center of the next Pentagrams will be.
16. Trace a white Invoking Spirit Pentagram (for the Active Elements), while vibrating "Exarp" [êks-âr-pê]. Trace a black Spirit Wheel in its center, while vibrating "יהי" [ê-hê-yê]. Project white Light through it, using the Sign of the Enterer.




17. Give the LVX Signs.
18. Trace a yellow Invoking Air Pentagram directly over the previous one, while vibrating "Oro Ibah Aozpi" [ò-rò è-bâh â-òz-pè]. Trace a violet Aquarius symbol in its center, while vibrating "יהוה" [yòd-hê-vâv-hê]. Project yellow Light through it, using the Sign of the Enterer.




19. Give the Sign of the Theoricus Grade, and remain thus for a short time, while you feel the invoked Energies.
20. Raise your arms, reaching outward and slightly upward. Proclaim: "In the Three Holy Secret Names of God, I invoke you, you Angels of the Tablet of Air."
21. Pierce the center of the Pentagrams, and trace a line of white Light as you move to the West. Finish the line at the point where the center of the next Pentagrams will be.
22. Trace a white Invoking Spirit Pentagram (for the Active Ele-

ments), while vibrating "Exarp" [êks-âr-pê]. Trace a black Spirit Wheel in its center, while vibrating "יהוה" [ê-hê-yê]. Project white Light through it, using the Sign of the Enterer.



23. Give the LVX Signs.
 24. Trace a yellow Invoking Air Pentagram directly over the previous one, while vibrating "Oro Ibah Aozpi" [ò-rò è-bâh â-òz-pè]. Trace a violet Aquarius symbol in its center, while vibrating "יהוה" [yòd-hê-vâv-hê]. Project yellow Light through it, using the Sign of the Enterer.




25. Give the Sign of the Theoricus Grade, and remain thus for a short time, while you feel the invoked Energies.
 26. Raise your arms, reaching outward and slightly upward. Proclaim: "In the Three Holy Secret Names of God, I invoke you, you Angels of the Tablet of Air."
 27. Pierce the center of the Pentagrams, and trace a line of white Light as you move to the North. Finish the line at the point where the center of the next Pentagrams will be.
 28. Trace a white Invoking Spirit Pentagram (for the Active Elements), while vibrating "Exarp" [êks-âr-pê]. Trace a black Spirit Wheel in its center, while vibrating "יהוה" [ê-hê-yê]. Project white Light through it, using the Sign of the Enterer.

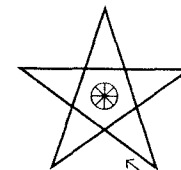


29. Give the LVX Signs.


30. Trace a yellow Invoking Air Pentagram directly over the previous one, while vibrating "Oro Ibah Aozpi" [ò-rò è-bâh â-òz-pè]. Trace a violet Aquarius symbol in its center, while vibrating "יהוה" [yòd-hê-vâv-hê]. Project yellow Light through it, using the Sign of the Enterer.



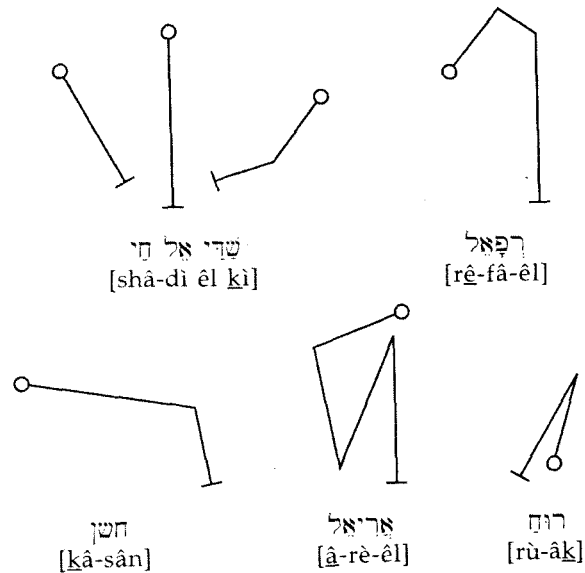
31. Give the Sign of the Theoricus Grade, and remain thus for a short time, while you feel the invoked Energies.
 32. Raise your arms, reaching outward and slightly upward. Proclaim: "In the Three Holy Secret Names of God, I invoke you, you Angels of the Tablet of Air."
 33. Pierce the center of the Pentagrams, and trace a line of white Light as you move to the East. Complete the Circle by finishing the line in the center of the first Pentagrams (i.e., where you began).
 34. Go to the West of the Altar, facing East.
 35. Pause and close your eyes for a moment. Visualize again the God Form of Djehuti which you continue to assume, dressed in yellow, with violet trim, while vibrating "Djehuti" [jê-hù-tè].
 36. Trace a white Invoking Spirit Pentagram (for the Active Elements) over the Altar, while vibrating "Exarp" [êks-âr-pê]. Trace a black Spirit Wheel in its center, while vibrating "יהוה" [ê-hê-yê]. Project white Light through it, using the Sign of the Enterer.



37. Give the LVX Signs.
 38. Trace a yellow Invoking Air Pentagram directly over the previous one, while vibrating "Oro Ibah Aozpi" [ò-rò è-bâh â-òz-pè]. Trace a violet Aquarius symbol in its center, while vibrating "יהוה" [yòd-hê-vâv-hê]. Project yellow Light through it, using the Sign of the Enterer.



39. Give the Sign of the Theoricus Grade, and remain thus for a short time, while you feel the invoked Energies.
40. Raise your arms, reaching outward and slightly upward. Proclaim: "In the Three Holy Secret Names of God, I invoke you, you Angels of the Tablet of Air."
41. Each of the Names in the following Invocation should be vibrated twice. The first time, vibrate the Name while you trace it in Hebrew (over the Pentagrams, from right to left). The second time, vibrate the Name again, while you trace its Sigil, as shown below. Proclaim: "In the Name of the Lord 'שְׁדֵי אֵל קִי' [shâ-dî êl kî], of the Archangel 'רִפְאֵל' [rê-fâ-êl], of the Angel 'כַּשְׁן' [kâ-sân], and of the Ruler 'אַרְיֵל' [â-rè-êl], I invoke you, you Forces of 'רוּחַ' [rû-âk]."



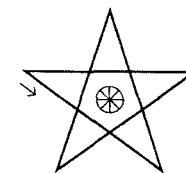
42. Raise your arms, reaching outward and upward. Proclaim (and vibrate where indicated): "In the Name of the Elemental Order of

- the 'Sylphs' [silfs], and of their King 'Paralda' [pâ-râl-dâ], I invoke you, you Powers of Air."
43. Vibrate the third Enochian Call as listed in appendix I, "Enochian Calls" (optional).
44. Extend your arms outward and upward. Proclaim: "I invoke you, you Angels of the celestial Spheres, whose dwelling is in the Invisible. You are the Guardians of the Gates of the Universe. May you also be the Guardians of this Mystic Sphere. Keep far removed the Evil and the Unbalanced. Strengthen and inspire me, so that I may preserve unsullied this Abode of the Mysteries of the Eternal Gods. Let my Sphere be pure and holy, so that I may enter in, and become a partaker of, the Light Divine."
45. Go to the Northeast corner of the Circle, and face outward. Extend your arms outward and upward, and proclaim: "The visible Sun is the dispenser of Light to the Earth. Let me form therefore a Vortex in this Chamber, that the invisible Light of the Spirit shall shine therein from above."
46. Circumambulate three times around the perimeter of the Circle. Imagine Magical Current flowing through you, and visualize a clockwise-spinning Vortex being created as you move. Give the Sign of the Enterer each time that you pass by the Eastern end of the Circle (in the direction you are going, without stopping). Finish in the Northeast.
47. Go to the West of the Altar, facing East. Perform the Rite of Adoration of the Lord of the Universe.
48. State clearly the Magical Intentions of the Ritual. For example: "It is the Intention of this Ritual that the Energies of the Element of Air shall be awakened in my Sphere of Sensation ('Aura'), and that I shall eventually attain the Knowledge of, and Conversation with, my Divine Genius ('Holy Guardian Angel')."
49. Perform the Ritual of the Middle Pillar. This activates and equilibrates the invoked Forces in your Sphere of Sensation (optional).
50. Facing the West (the natural position of Air in the Zodiac), skry to the Plane of the invoked Forces (optional). When finished, make a sketch, drawing, or painting of any encountered images or beings, and write a brief description of any visionary experience. This material should be carefully recorded for entry into the Magical Diary.
51. Perform the Rite of the Magical Eucharist.
52. Carefully wrap and put away your Consecrated Air Dagger, to avoid any accidental dissipation of its charged Force.

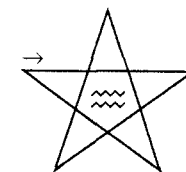
53. Go to the Southeast corner.
54. Reverse circumambulate three times around the perimeter of the Circle. As you move, imagine Magical Current flowing through you, and visualize the Vortex of Magical Energy, which you created earlier, reversing and dissipating. Give the Sign of the Enterer each time that you pass by the Eastern end of the Circle (in the direction you are going, without stopping). Finish in the Southeast.
55. Go to the West of the Altar, facing East, and perform the Rite of Adoration of the Lord of the Universe.
56. Pause and close your eyes for a moment. Visualize again the God Form of Djehuti, dressed in yellow with violet trim. Divest yourself of the God Form of Djehuti, while vibrating "Djehuti" [jê-hù-tè]. Likewise divest yourself of any other God Forms which may have been assumed during preliminary Invocations (e.g., of the Highest Divine Force).
57. Perform the Greater Banishing Ritual of the Pentagram for the Element of Air.
58. Perform the Lesser Banishing Ritual of the Pentagram.
59. Perform the Lesser Banishing Ritual of the Hexagram.
60. Knock five times upon the Altar and proclaim: "I now release any Spirits which may have been imprisoned by this Ritual. Go now, with the Blessings of יהושה יהושד' [yê-hê-shù-â yê-hò-vâ-shâ]. May there always be peace between us, and may you always come when you are called. I now Declare this Ritual duly closed."

Greater Banishing Ritual of the Pentagram, Air


1. Look around, and assure yourself that you will not accidentally banish the charged Force of any consecrated Magical Implements.
2. Stand West of the Altar, facing East. Perform the Rite of the Qabalistic Cross.
3. Pick up your Elemental Banishing Dagger. Go to the Eastern end of the Circle. Stand facing outward.
4. Trace a white Banishing Spirit Pentagram (for the Active Elements), while vibrating "Exarp" [êks-âr-pê]. Trace a black Spirit Wheel in its center, while vibrating "יהי" [ê-hê-yê]. Project white Light through it, using the Sign of the Enterer. Give the Sign of Silence.



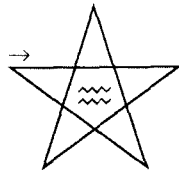
5. Trace a yellow Banishing Air Pentagram directly over the previous one, while vibrating "Oro Ibah Aozpi" [ò-rò è-bâh â-òz-pè]. Trace a violet Aquarius symbol in its center, while vibrating "יהוד" [yòd-hê-vâv-hê]. Project yellow Light through it, using the Sign of the Enterer. Give the Sign of Silence.




6. Pierce the center of the Pentagrams, and trace a line of white Light as you move to the South. Finish the line at the point where the center of the next Pentagrams will be.
7. Trace a white Banishing Spirit Pentagram (for the Active Elements), while vibrating "Exarp" [êks-âr-pê]. Trace a black Spirit Wheel in its center, while vibrating "יהי" [ê-hê-yê]. Project white Light through it, using the Sign of the Enterer. Give the Sign of Silence.



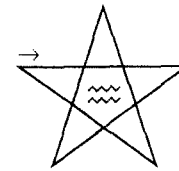
8. Trace a yellow Banishing Air Pentagram directly over the previous one, while vibrating "Oro Ibah Aozpi" [ò-rò è-bâh â-òz-pè]. Trace a violet Aquarius symbol in its center, while vibrating "יהוד" [yòd-hê-vâv-hê]. Project yellow Light through it, using the Sign of the Enterer. Give the Sign of Silence.




9. Pierce the center of the Pentagrams, and trace a line of white Light as you move to the West. Finish the line at the point where the center of the next Pentagrams will be.
10. Trace a white Banishing Spirit Pentagram (for the Active Elements), while vibrating "Exarp" [êks-âr-pê]. Trace a black Spirit Wheel in its center, while vibrating "יהוה" [ê-hê-yê]. Project white Light through it, using the Sign of the Enterer. Give the Sign of Silence.



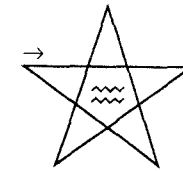
11. Trace a yellow Banishing Air Pentagram directly over the previous one, while vibrating "Oro Ibah Aozpi" [ò-rò è-bâh â-òz-pè]. Trace a violet Aquarius symbol in its center, while vibrating "יהוה" [yòd-hê-vâv-hê]. Project yellow Light through it, using the Sign of the Enterer. Give the Sign of Silence.



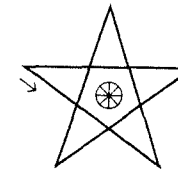
12. Pierce the center of the Pentagrams, and trace a line of white Light as you move to the North. Finish the line at the point where the center of the next Pentagrams will be.
13. Trace a white Banishing Spirit Pentagram (for the Active Elements), while vibrating "Exarp" [êks-âr-pê]. Trace a black Spirit Wheel in its center, while vibrating "יהוה" [ê-hê-yê]. Project white Light through it, using the Sign of the Enterer. Give the Sign of Silence.



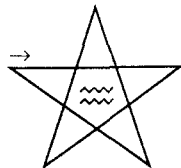
14. Trace a yellow Banishing Air Pentagram directly over the previous one, while vibrating "Oro Ibah Aozpi" [ò-rò è-bâh â-òz-pè]. Trace a violet Aquarius symbol in its center, while vibrating "יהוה" [yòd-hê-vâv-hê]. Project yellow Light through it, using the Sign of the Enterer. Give the Sign of Silence.



15. Pierce the center of the Pentagrams, and trace a line of white Light as you move to the East. Complete the Circle by finishing the line in the center of the first Pentagrams (i.e., where you began).
16. Go to the West of the Altar, facing East.
17. Trace a white Banishing Spirit Pentagram (for the Active Elements) directly over the previous one, while vibrating "Exarp" [êks-âr-pê]. Trace a black Spirit Wheel in its center, while vibrating "יהוה" [ê-hê-yê]. Project white Light through it, using the Sign of the Enterer. Give the Sign of Silence.



18. Trace a yellow Banishing Air Pentagram directly over the previous ones, while vibrating "Oro Ibah Aozpi" [ò-rò è-bâh â-òz-pè]. Trace a violet Aquarius symbol in its center, while vibrating "יהוה" [yòd-hê-vâv-hê]. Project yellow Light through it, using the Sign of the Enterer. Give the Sign of Silence.



19. Go to the West of the Altar, facing East. Perform the Rite of the Qabalistic Cross.

Greater Invoking Ritual of the Pentagram, Water

Synopsis

- Altar:** Blue Altar Cloth, Elemental Banishing Dagger, rose (East), candle (South), Water Cup (wrapped), cup of red wine (West), bread and salt (North).
- Enochian Tablets:** Union (on the Altar), Water (West).
- Enochian Calls:** Fourth.
- Tarot Reference:** The Suit of Cups.
- Colors:** Blue flashing with complementary orange (Water), and white flashing with complementary black (Spirit).
- Ideal Time:** During an Elemental Tide of Water.
- Scents:** Myrrh, onycha.

Ritual Precis

1. Perform the Lesser Banishing Ritual of the Pentagram.
2. Perform the Lesser Banishing Ritual of the Hexagram.
3. Perform the Rite of Purification with Water and Consecration with Fire.
4. Unwrap the Water Cup.
5. Perform the Rite of the Qabalistic Cross.
6. Perform an Invocation of the Highest Divine Force.
7. Invoke Spirit and Water in each of the four Quarters, as well as over the Altar (assuming the appropriate God Form, using the appropriate Pentagrams, Names, and Grade Signs). Trace the appropriate Sigils and Hebrew Names over the Altar, while vibrating the Names from the Elemental Hierarchy of Water.
8. Circumambulate three times.
9. Perform the Rite of Adoration of the Lord of the Universe.
10. State all Magical Intentions.

11. Perform the Middle Pillar Ritual (optional).
12. Skry to the corresponding Elemental Plane (optional).
13. Perform the Rite of the Magical Eucharist.
14. Wrap the Water Cup.
15. Reverse circumambulate three times.
16. Divest yourself of all God Forms assumed during the Ritual.
17. Perform the Greater Banishing Ritual of the Pentagram for the Element of Water, by banishing Spirit and Water in each of the four Quarters, as well as over the Altar (using the appropriate Pentagrams and Names).
18. Perform the Lesser Banishing Ritual of the Pentagram.
19. Perform the Lesser Banishing Ritual of the Hexagram.
20. Declare the Temple duly closed.

Ritual

1. Go to the Northeast corner. Stand facing outward, away from the Altar. Proclaim: "Hekas, Hekas Este Bebeloi" [hê-kâs hê-kâs ês-tê bê-bê-lòè].
2. Go to the West of the Altar, facing East. Perform the Lesser Banishing Ritual of the Pentagram.
3. Perform the Lesser Banishing Ritual of the Hexagram.
4. Perform the Rite of Purification with Water and Consecration with Fire.
5. Unwrap your Water Cup.
6. Perform the Rite of the Qabalistic Cross.
7. Perform an Invocation of the Highest Divine Force.
8. Pick up your Water Cup. Assume the God Form of Isis, dressed in blue with orange trim, while vibrating "Isis" [ê-sêt].

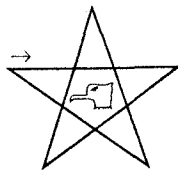


9. Go to the Eastern end of the Circle. Stand facing outward.


10. Trace a white Invoking Spirit Pentagram (for the Passive Elements), while vibrating "Hcoma" [hê-kò-mâ]. Trace a black Spirit Wheel in its center, while vibrating "אגל" [â-gê-lâ]. Project white Light through it, using the Sign of the Enterer.



11. Give the LVX Signs.
12. Trace a blue Invoking Water Pentagram directly over the previous one, while vibrating "Mph Arsl Gaiol" [m-pê-hê âr-sâl gâ-è-òl]. Trace an orange Eagle symbol in its center, while vibrating "אגל" [êl]. Project blue Light through it, using the Sign of the Enterer.

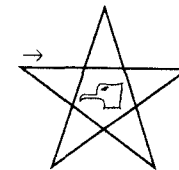


13. Give the Sign of the Practicus Grade, and remain thus for a short time, while you feel the invoked Energies.
14. Raise your arms, reaching outward and slightly upward. Proclaim: "In the Three Holy Secret Names of God, I invoke you, you Angels of the Tablet of Water."
15. Pierce the center of the Pentagrams, and trace a line of white Light as you move to the South. Finish the line at the point where the center of the next Pentagrams will be.
16. Trace a white Invoking Spirit Pentagram (for the Passive Elements), while vibrating "Hcoma" [hê-kò-mâ]. Trace a black Spirit Wheel in its center, while vibrating "אגל" [â-gê-lâ]. Project white Light through it, using the Sign of the Enterer.

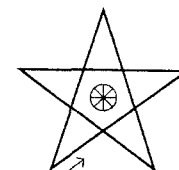


17. Give the LVX Signs.

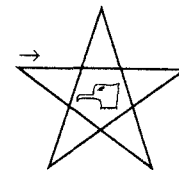
18. Trace a blue Invoking Water Pentagram directly over the previous one, while vibrating "Mph Arsl Gaiol" [m-pê-hê âr-sâl gâ-è-òl]. Trace an orange Eagle symbol in its center, while vibrating "אגל" [êl]. Project blue Light through it, using the Sign of the Enterer.



19. Give the Sign of the Practicus Grade, and remain thus for a short time, while you feel the invoked Energies.
20. Raise your arms, reaching outward and slightly upward. Proclaim: "In the Three Holy Secret Names of God, I invoke you, you Angels of the Tablet of Water."
21. Pierce the center of the Pentagrams, and trace a line of white Light as you move to the West. Finish the line at the point where the center of the next Pentagrams will be.
22. Trace a white Invoking Spirit Pentagram (for the Passive Elements), while vibrating "Hcoma" [hê-kò-mâ]. Trace a black Spirit Wheel in its center, while vibrating "אגל" [â-gê-lâ]. Project white Light through it, using the Sign of the Enterer.



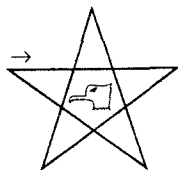
23. Give the LVX Signs.
24. Trace a blue Invoking Water Pentagram directly over the previous one, while vibrating "Mph Arsl Gaiol" [m-pê-hê âr-sâl gâ-è-òl]. Trace an orange Eagle symbol in its center, while vibrating "אגל" [êl]. Project blue Light through it, using the Sign of the Enterer.



25. Give the Sign of the Practicus Grade, and remain thus for a short time, while you feel the invoked Energies.
26. Raise your arms, reaching outward and slightly upward. Proclaim: "In the Three Holy Secret Names of God, I invoke you, you Angels of the Tablet of Water."
27. Pierce the center of the Pentagrams, and trace a line of white Light as you move to the North. Finish the line at the point where the center of the next Pentagrams will be.
28. Trace a white Invoking Spirit Pentagram (for the Passive Elements), while vibrating "Hcoma" [hê-kò-mâ]. Trace a black Spirit Wheel in its center, while vibrating "אגל" [â-gê-lâ]. Project white Light through it, using the Sign of the Enterer.

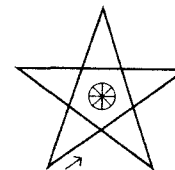


29. Give the LVX Signs.
30. Trace a blue Invoking Water Pentagram directly over the previous one, while vibrating "Mph Arsl Gaiol" [m-pê-hê âr-sâl gâ-è-òl]. Trace an orange Eagle symbol in its center, while vibrating "אל" [êl]. Project blue Light through it, using the Sign of the Enterer.

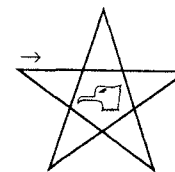


31. Give the Sign of the Practicus Grade, and remain thus for a short time, while you feel the invoked Energies.
32. Raise your arms, reaching outward and slightly upward. Proclaim: "In the Three Holy Secret Names of God, I invoke you, you Angels of the Tablet of Water."
33. Pierce the center of the Pentagrams, and trace a line of white Light as you move to the East. Complete the Circle by finishing the line in the center of the first Pentagrams (i.e., where you began).
34. Go to the East of the Altar, facing West.
35. Pause and close your eyes for a moment. Visualize again the God

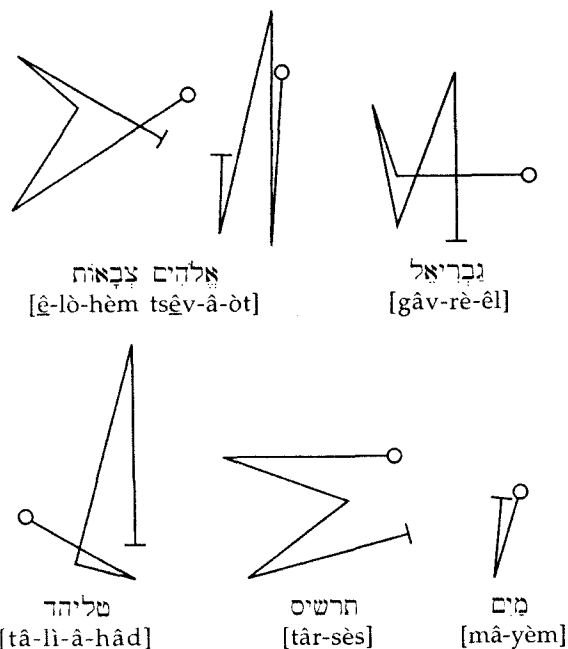
- Form of Isis which you continue to assume, dressed in blue, with orange trim, while vibrating "Isis" [è-sêt].
36. Trace a white Invoking Spirit Pentagram (for the Passive Elements) over the Altar, while vibrating "Hcoma" [hê-kò-mâ]. Trace a black Spirit Wheel in its center, while vibrating "אגל" [â-gê-lâ]. Project white Light through it, using the Sign of the Enterer.



37. Give the LVX Signs.
38. Trace a blue Invoking Water Pentagram directly over the previous one, while vibrating "Mph Arsl Gaiol" [m-pê-hê âr-sâl gâ-è-òl]. Trace an orange Eagle symbol in its center, while vibrating "אל" [êl]. Project blue Light through it, using the Sign of the Enterer.



39. Give the Sign of the Practicus Grade, and remain thus for a short time, while you feel the invoked Energies.
40. Raise your arms, reaching outward and slightly upward. Proclaim: "In the Three Holy Secret Names of God, I invoke you, you Angels of the Tablet of Water."
41. Each of the Names in the following Invocation should be vibrated twice. The first time, vibrate the Name while you trace it in Hebrew (over the Pentagrams, from right to left). The second time, vibrate the Name again, while you trace its Sigil, as shown below. Proclaim: "In the Name of the Lord 'אלהים צבאות' [ê-lò-hèm tsêv-â-òt], of the Archangel 'גבריאל' [gâv-rè-êl], of the Angel 'טליהד' [tâ-li-â-hâd], and of the Ruler 'הרשים' [târ-sès], I invoke you, you Forces of 'מים' [mâ-yèm]."



42. Raise your arms, reaching outward and upward. Proclaim (and vibrate where indicated): "In the Name of the Elemental Order of the 'Undines' [ûn-dèns], and of their Queen 'Nichsa' [nîk-sâ], I invoke you, you Powers of Water."
43. Vibrate the fourth Enochian Call as listed in appendix I, "Enochian Calls" (optional).
44. Extend your arms outward and upward. Proclaim: "I invoke you, you Angels of the celestial Spheres, whose dwelling is in the Invisible. You are the Guardians of the Gates of the Universe. May you also be the Guardians of this Mystic Sphere. Keep far removed the Evil and the Unbalanced. Strengthen and inspire me, so that I may preserve unsullied this Abode of the Mysteries of the Eternal Gods. Let my Sphere be pure and holy, so that I may enter in, and become a partaker of, the Light Divine."
45. Go to the Northeast corner of the Circle, and face outward. Extend your arms outward and upward, and proclaim: "The visible Sun is the dispenser of Light to the Earth. Let me form therefore a Vortex in this Chamber, that the invisible Light of the Spirit shall shine therein from above."

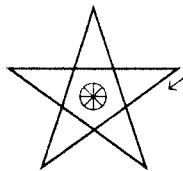
46. Circumambulate three times around the perimeter of the Circle. Imagine Magical Current flowing through you, and visualize a clockwise-spinning Vortex being created as you move. Give the Sign of the Enterer each time that you pass by the Eastern end of the Circle (in the direction you are going, without stopping). Finish in the Northeast.
47. Go to the West of the Altar, facing East. Perform the Rite of Adoration of the Lord of the Universe.
48. State clearly the Magical Intentions of the Ritual. For example: "It is the Intention of this Ritual that the Energies of the Element of Water shall be awakened in my Sphere of Sensation ('Aura'), and that I shall eventually attain the Knowledge of, and Conversation with, my Divine Genius ('Holy Guardian Angel')."
49. Perform the Ritual of the Middle Pillar. This activates and equilibrates the invoked Forces in your Sphere of Sensation (optional).
50. Facing the North (the natural position of Water in the Zodiac), skry to the Plane of the invoked Forces (optional). When finished, make a sketch, drawing, or painting of any encountered images or beings, and write a brief description of any visionary experience. This material should be carefully recorded for entry into the Magical Diary.
51. Perform the Rite of the Magical Eucharist.
52. Carefully wrap and put away your Consecrated Water Cup, to avoid any accidental dissipation of its charged Force.
53. Go to the Southeast corner.
54. Reverse circumambulate three times around the perimeter of the Circle. As you move, imagine Magical Current flowing through you, and visualize the Vortex of Magical Energy, which you created earlier, reversing and dissipating. Give the Sign of the Enterer each time that you pass by the Eastern end of the Circle (in the direction you are going, without stopping). Finish in the Southeast.
55. Go to the West of the Altar, facing East, and perform the Rite of Adoration of the Lord of the Universe.
56. Pause and close your eyes for a moment. Visualize again the God Form of Isis, dressed in blue with orange trim. Divest yourself of the God Form of Isis, while vibrating "Isis" [ê-sêt]. Likewise divest yourself of any other God Forms which may have been assumed during preliminary Invocations (e.g., of the Highest Divine Force).
57. Perform the Greater Banishing Ritual of the Pentagram for the El-

ement of Water.

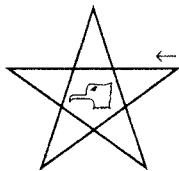
58. Perform the Lesser Banishing Ritual of the Pentagram.
59. Perform the Lesser Banishing Ritual of the Hexagram.
60. Knock five times upon the Altar and proclaim: "I now release any Spirits which may have been imprisoned by this Ritual. Go now, with the Blessings of 'יהושה יהושה' [yê-hê-shù-â yê-hò-vâ-shâ]. May there always be peace between us, and may you always come when you are called. I now Declare this Ritual duly closed."

Greater Banishing Ritual of the Pentagram, Water


1. Look around, and assure yourself that you will not accidentally banish the charged Force of any consecrated Magical Implements.
2. Stand West of the Altar, facing East. Perform the Rite of the Qabalistic Cross.
3. Pick up your Elemental Banishing Dagger. Go to the Eastern end of the Circle. Stand facing outward.
4. Trace a white Banishing Spirit Pentagram (for the Passive Elements), while vibrating "Hcoma" [hê-kò-mâ]. Trace a black Spirit Wheel in its center, while vibrating "אגל" [â-gê-lâ]. Project white Light through it, using the Sign of the Enterer. Give the Sign of Silence.



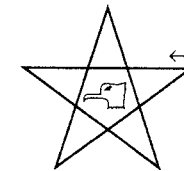
5. Trace a blue Banishing Water Pentagram directly over the previous one, while vibrating "Mph Arsl Gaiol" [m-pê-hê âr-sâl gâ-è-òl]. Trace an orange Eagle symbol in its center, while vibrating "אל" [êl]. Project blue Light through it, using the Sign of the Enterer. Give the Sign of Silence.




6. Pierce the center of the Pentagrams, and trace a line of white Light as you move to the South. Finish the line at the point where the center of the next Pentagrams will be.
7. Trace a white Banishing Spirit Pentagram (for the Passive Elements), while vibrating "Hcoma" [hê-kò-mâ]. Trace a black Spirit Wheel in its center, while vibrating "אגל" [â-gê-lâ]. Project white Light through it, using the Sign of the Enterer. Give the Sign of Silence.



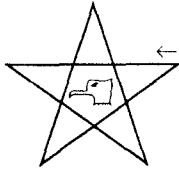
8. Trace a blue Banishing Water Pentagram directly over the previous one, while vibrating "Mph Arsl Gaiol" [m-pê-hê âr-sâl gâ-è-òl]. Trace an orange Eagle symbol in its center, while vibrating "אל" [êl]. Project blue Light through it, using the Sign of the Enterer. Give the Sign of Silence.



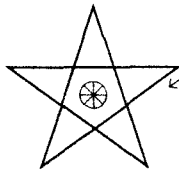
9. Pierce the center of the Pentagrams, and trace a line of white Light as you move to the West. Finish the line at the point where the center of the next Pentagrams will be.
10. Trace a white Banishing Spirit Pentagram (for the Passive Elements), while vibrating "Hcoma" [hê-kò-mâ]. Trace a black Spirit Wheel in its center, while vibrating "אגל" [â-gê-lâ]. Project white Light through it, using the Sign of the Enterer. Give the Sign of Silence.



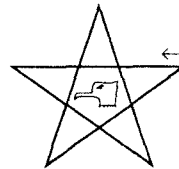
11. Trace a blue Banishing Water Pentagram directly over the previous one, while vibrating "Mph Arsl Gaiol" [m-pê-hê âr-sâl gâ-è-òl]. Trace an orange Eagle symbol in its center, while vibrating "ל" [êl]. Project blue Light through it, using the Sign of the Enterer. Give the Sign of Silence.



12. Pierce the center of the Pentagrams, and trace a line of white Light as you move to the North. Finish the line at the point where the center of the next Pentagrams will be.
13. Trace a white Banishing Spirit Pentagram (for the Passive Elements), while vibrating "Hcoma" [hê-kò-mâ]. Trace a black Spirit Wheel in its center, while vibrating "ל" [â-gê-lâ]. Project white Light through it, using the Sign of the Enterer. Give the Sign of Silence.




14. Trace a blue Banishing Water Pentagram directly over the previous one, while vibrating "Mph Arsl Gaiol" [m-pê-hê âr-sâl gâ-è-òl]. Trace an orange Eagle symbol in its center, while vibrating "ל" [êl]. Project blue Light through it, using the Sign of the Enterer. Give the Sign of Silence.

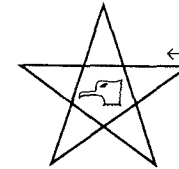


15. Pierce the center of the Pentagrams, and trace a line of white Light

- as you move to the East. Complete the Circle by finishing the line in the center of the first Pentagrams (i.e., where you began).
16. Go to the South of the Altar, facing North.
17. Trace a white Banishing Spirit Pentagram (for the Passive Elements) directly over the previous one, while vibrating "Hcoma" [hê-kò-mâ]. Trace a black Spirit Wheel in its center, while vibrating "ל" [â-gê-lâ]. Project white Light through it, using the Sign of the Enterer. Give the Sign of Silence.



18. Trace a blue Banishing Water Pentagram directly over the previous ones, while vibrating "Mph Arsl Gaiol" [m-pê-hê âr-sâl gâ-è-òl]. Trace an orange Eagle symbol in its center, while vibrating "ל" [êl]. Project blue Light through it, using the Sign of the Enterer. Give the Sign of Silence.



19. Go to the West of the Altar, facing East. Perform the Rite of the Qabalistic Cross.

Greater Invoking Ritual of the Pentagram, Fire

Synopsis

- Altar:** Red Altar Cloth, Elemental Banishing Dagger, Fire Wand (wrapped), candle (South), water, cup of red wine (West), bread, salt (North), Rose (East).
- Enochian Tablets:** Union (on the Altar), Fire (South).
- Enochian Calls:** Sixth.
- Tarot Reference:** The Suit of Wands.
- Colors:** Red flashing with complementary green (Fire), and

Ideal Time: white flashing with complementary black (Spirit).
During an Elemental Tide of Fire.
Scents: Olibanum.

Ritual Precis

1. Perform the Lesser Banishing Ritual of the Pentagram.
2. Perform the Lesser Banishing Ritual of the Hexagram.
3. Perform the Rite of Purification with Water and Consecration with Fire.
4. Unwrap the Fire Wand.
5. Perform the Rite of the Qabalistic Cross.
6. Perform an Invocation of the Highest Divine Force.
7. Invoke Spirit and Fire in each of the four Quarters, as well as over the Altar (assuming the appropriate God Form, using the appropriate Pentagrams, Names, and Grade Signs). Trace the appropriate Sigils and Hebrew Names over the Altar, while vibrating the Names from the Elemental Hierarchy of Fire.
8. Circumambulate three times.
9. Perform the Rite of Adoration of the Lord of the Universe.
10. State all Magical Intentions.
11. Perform the Middle Pillar Ritual (optional).
12. Skry to the corresponding Elemental Plane (optional).
13. Perform the Rite of the Magical Eucharist.
14. Wrap the Fire Wand.
15. Reverse circumambulate three times.
16. Divest yourself of all God Forms assumed during the Ritual.
17. Perform the Greater Banishing Ritual of the Pentagram for the Element of Fire, by banishing Spirit and Fire in each of the four Quarters, as well as over the Altar (using the appropriate Pentagrams and Names).
18. Perform the Lesser Banishing Ritual of the Pentagram.
19. Perform the Lesser Banishing Ritual of the Hexagram.
20. Declare the Temple duly closed.

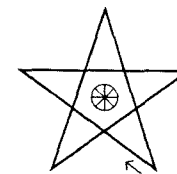
Ritual

1. Go to the Northeast corner. Stand facing outward, away from the Altar. Proclaim: "Hekas, Hekas Este Bebeloi" [hê-kâs hê-kâs ês-tê bê-bê-lòè].
2. Go to the West of the Altar, facing East. Perform the Lesser Banishing Ritual of the Pentagram.
3. Perform the Lesser Banishing Ritual of the Hexagram.


4. Perform the Rite of Purification with Water and Consecration with Fire.
5. Unwrap your Fire Wand.
6. Perform the Rite of the Qabalistic Cross.
7. Perform an Invocation of the Highest Divine Force.
8. Pick up your Fire Wand. Assume the God Form of Horus, dressed in red with green trim, while vibrating "Horus" [krù].



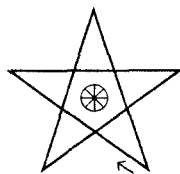
9. Go to the Eastern end of the Circle. Stand facing outward.
10. Trace a white Invoking Spirit Pentagram (for the Active Elements), while vibrating "Bitom" [bè-tò-m]. Trace a black Spirit Wheel in its center, while vibrating "הַהֵי" [ê-hê-yê]. Project white Light through it, using the Sign of the Enterer.




11. Give the LVX Signs.
12. Trace a red Invoking Fire Pentagram directly over the previous one, while vibrating "Oip Teaa Pdoce" [ò-èp tê-â-â pê-dò-kê]. Trace a green Leo symbol in its center, while vibrating "הַלֵּוֹ" [ê-lò-hèm]. Project red Light through it, using the Sign of the Enterer.



13. Give the Sign of the Philosophus Grade, and remain thus for a short time, while you feel the invoked Energies.
14. Raise your arms, reaching outward and slightly upward. Proclaim: "In the Three Holy Secret Names of God, I invoke you, you Angels of the Tablet of Fire."
15. Pierce the center of the Pentagrams, and trace a line of white Light as you move to the South. Finish the line at the point where the center of the next Pentagrams will be.
16. Trace a white Invoking Spirit Pentagram (for the Active Elements), while vibrating "Bitom" [bê-tô-m]. Trace a black Spirit Wheel in its center, while vibrating "יהי" [ê-hê-yê]. Project white Light through it, using the Sign of the Enterer.



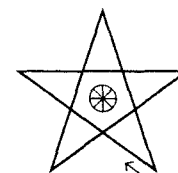
17. Give the LVX Signs.
18. Trace a red Invoking Fire Pentagram directly over the previous one, while vibrating "Oip Teaa Pdoce" [ò-èp tê-â-â pê-dò-kê]. Trace a green Leo symbol in its center, while vibrating "אלהים" [ê-lò-hèm]. Project red Light through it, using the Sign of the Enterer.



19. Give the Sign of the Philosophus Grade, and remain thus for a short time, while you feel the invoked Energies.
20. Raise your arms, reaching outward and slightly upward. Proclaim:

"In the Three Holy Secret Names of God, I invoke you, you Angels of the Tablet of Fire."


21. Pierce the center of the Pentagrams, and trace a line of white Light as you move to the West. Finish the line at the point where the center of the next Pentagrams will be.
22. Trace a white Invoking Spirit Pentagram (for the Active Elements), while vibrating "Bitom" [bê-tô-m]. Trace a black Spirit Wheel in its center, while vibrating "יהי" [ê-hê-yê]. Project white Light through it, using the Sign of the Enterer.




23. Give the LVX Signs.
24. Trace a red Invoking Fire Pentagram directly over the previous one, while vibrating "Oip Teaa Pdoce" [ò-èp tê-â-â pê-dò-kê]. Trace a green Leo symbol in its center, while vibrating "אלהים" [ê-lò-hèm]. Project red Light through it, using the Sign of the Enterer.



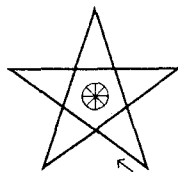
25. Give the Sign of the Philosophus Grade, and remain thus for a short time, while you feel the invoked Energies.
26. Raise your arms, reaching outward and slightly upward. Proclaim: "In the Three Holy Secret Names of God, I invoke you, you Angels of the Tablet of Fire."
27. Pierce the center of the Pentagrams, and trace a line of white Light as you move to the North. Finish the line at the point where the center of the next Pentagrams will be.
28. Trace a white Invoking Spirit Pentagram (for the Active Elements), while vibrating "Bitom" [bê-tô-m]. Trace a black Spirit Wheel in its center, while vibrating "יהי" [ê-hê-yê]. Project white Light through it, using the Sign of the Enterer.



29. Give the LVX Signs.
 30. Trace a red Invoking Fire Pentagram directly over the previous one, while vibrating "Oip Teaa Pdoce" [ò-èp tê-â-â pê-dò-kê]. Trace a green Leo symbol in its center, while vibrating "אֱלֹהִים" [ê-lò-hèm]. Project red Light through it, using the Sign of the Enterer.



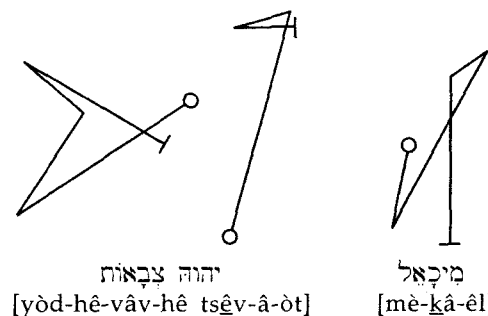
31. Give the Sign of the Philosophus Grade, and remain thus for a short time, while you feel the invoked Energies.
 32. Raise your arms, reaching outward and slightly upward. Proclaim: "In the Three Holy Secret Names of God, I invoke you, you Angels of the Tablet of Fire."
 33. Pierce the center of the Pentagrams, and trace a line of white Light as you move to the East. Complete the Circle by finishing the line in the center of the first Pentagrams (i.e., where you began).
 34. Go to the North of the Altar, facing South.
 35. Pause and close your eyes for a moment. Visualize again the God Form of Horus which you continue to assume, dressed in red, with green trim, while vibrating "Horus" [krù].
 36. Trace a white Invoking Spirit Pentagram (for the Active Elements) over the Altar, while vibrating "Bitom" [bè-tò-m]. Trace a black Spirit Wheel in its center, while vibrating "אֱהִיָּה" [ê-hê-yê]. Project white Light through it, using the Sign of the Enterer.

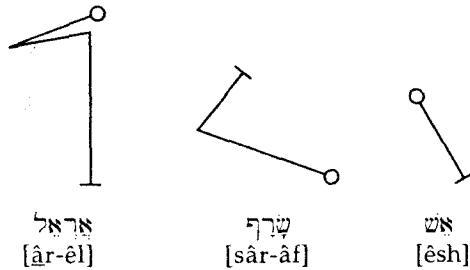


37. Give the LVX Signs.
 38. Trace a red Invoking Fire Pentagram directly over the previous one, while vibrating "Oip Teaa Pdoce" [ò-èp tê-â-â pê-dò-kê]. Trace a green Leo symbol in its center, while vibrating "אֱלֹהִים" [ê-lò-hèm]. Project red Light through it, using the Sign of the Enterer.



39. Give the Sign of the Philosophus Grade, and remain thus for a short time, while you feel the invoked Energies.
 40. Raise your arms, reaching outward and slightly upward. Proclaim: "In the Three Holy Secret Names of God, I invoke you, you Angels of the Tablet of Fire."
 41. Each of the Names in the following Invocation should be vibrated twice. The first time, vibrate the Name while you trace it in Hebrew (over the Pentagrams, from right to left). The second time, vibrate the Name again, while you trace its Sigil, as shown below. Proclaim: "In the Name of the Lord 'יהוה צבאות' [yòd-hê-vâv-hê tsêv-â-òt], of the Archangel 'מִיכָאֵל' [mè-kâ-êl], of the Angel 'אַרְאֵל' [â-r-êl], and of the Ruler 'שָׂרָף' [sâr-âf], I invoke you, you Forces of 'אֵשׁ' [êsh]."





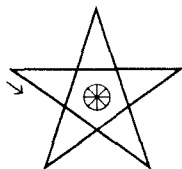
42. Raise your arms, reaching outward and upward. Proclaim (and vibrate where indicated): "In the Name of the Elemental Order of the 'Salamanders' [sâ-lâ-mân-dêrs], and of their King 'Djin' [jèn], I invoke you, you Powers of Fire."
43. Vibrate the sixth Enochian Call as listed in appendix I, "Enochian Calls" (optional).
44. Extend your arms outward and upward. Proclaim: "I invoke you, you Angels of the celestial Spheres, whose dwelling is in the Invisible. You are the Guardians of the Gates of the Universe. May you also be the Guardians of this Mystic Sphere. Keep far removed the Evil and the Unbalanced. Strengthen and inspire me, so that I may preserve unsullied this Abode of the Mysteries of the Eternal Gods. Let my Sphere be pure and holy, so that I may enter in, and become a partaker of, the Light Divine."
45. Go to the Northeast corner of the Circle, and face outward. Extend your arms outward and upward, and proclaim: "The visible Sun is the dispenser of Light to the Earth. Let me form therefore a Vortex in this Chamber, that the invisible Light of the Spirit shall shine therein from above."
46. Circumambulate three times around the perimeter of the Circle. Imagine Magical Current flowing through you, and visualize a clockwise-spinning Vortex being created as you move. Give the Sign of the Enterer each time that you pass by the Eastern end of the Circle (in the direction you are going, without stopping). Finish in the Northeast.
47. Go to the West of the Altar, facing East. Perform the Rite of Adoration of the Lord of the Universe.
48. State clearly the Magical Intentions of the Ritual. For example: "It is the Intention of this Ritual that the Energies of the Element of Fire shall be awakened in my Sphere of Sensation ('Aura'), and that I shall eventually attain the Knowledge of, and Conversation with, my Divine Genius ('Holy Guardian Angel')."

49. Perform the Ritual of the Middle Pillar. This activates and equilibrates the invoked Forces in your Sphere of Sensation (optional).
50. Facing the East (the natural position of Fire in the Zodiac), skry to the Plane of the invoked Forces (optional). When finished, make a sketch, drawing, or painting of any encountered images or beings, and write a brief description of any visionary experience. This material should be carefully recorded for entry into the Magical Diary.
51. Perform the Rite of the Magical Eucharist.
52. Carefully wrap and put away your Consecrated Fire Wand, to avoid any accidental dissipation of its charged Force.
53. Go to the Southeast corner.
54. Reverse circumambulate three times around the perimeter of the Circle. As you move, imagine Magical Current flowing through you, and visualize the Vortex of Magical Energy, which you created earlier, reversing and dissipating. Give the Sign of the Enterer each time that you pass by the Eastern end of the Circle (in the direction you are going, without stopping). Finish in the Southeast.
55. Go to the West of the Altar, facing East, and perform the Rite of Adoration of the Lord of the Universe.
56. Pause and close your eyes for a moment. Visualize again the God Form of Horus, dressed in red with green trim. Divest yourself of the God Form of Horus, while vibrating "Horus" [krù]. Likewise divest yourself of any other God Forms which may have been assumed during preliminary Invocations (e.g., of the Highest Divine Force).
57. Perform the Greater Banishing Ritual of the Pentagram for the Element of Fire.
58. Perform the Lesser Banishing Ritual of the Pentagram.
59. Perform the Lesser Banishing Ritual of the Hexagram.
60. Knock five times upon the Altar and proclaim: "I now release any Spirits which may have been imprisoned by this Ritual. Go now, with the Blessings of יהושה יהושא [yê-hê-shù-â yê-hò-vâ-shâ]. May there always be peace between us, and may you always come when you are called. I now Declare this Ritual duly closed."

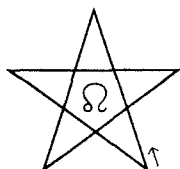
Greater Banishing Ritual of the Pentagram, Fire

1. Look around, and assure yourself that you will not accidentally banish the charged Force of any consecrated Magical Implements.

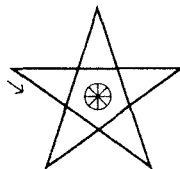
2. Stand West of the Altar, facing East. Perform the Rite of the Qabalistic Cross.
3. Pick up your Elemental Banishing Dagger. Go to the Eastern end of the Circle. Stand facing outward.
4. Trace a white Banishing Spirit Pentagram (for the Active Elements), while vibrating "Bitom" [bè-tò-m]. Trace a black Spirit Wheel in its center, while vibrating "הָהָהָ" [ê-hê-yê]. Project white Light through it, using the Sign of the Enterer. Give the Sign of Silence.



5. Trace a red Banishing Fire Pentagram directly over the previous one, while vibrating "Oip Teaa Pdoce" [ò-èp tê-â-â pê-dò-kê]. Trace a green Leo symbol in its center, while vibrating "אֵלֵהִים" [ê-lò-hèm]. Project red Light through it, using the Sign of the Enterer. Give the Sign of Silence.



6. Pierce the center of the Pentagrams, and trace a line of white Light as you move to the South. Finish the line at the point where the center of the next Pentagrams will be.
7. Trace a white Banishing Spirit Pentagram (for the Active Elements), while vibrating "Bitom" [bè-tò-m]. Trace a black Spirit Wheel in its center, while vibrating "הָהָהָ" [ê-hê-yê]. Project white Light through it, using the Sign of the Enterer. Give the Sign of Silence.

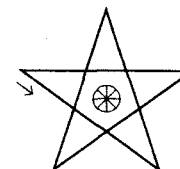


8. Trace a red Banishing Fire Pentagram directly over the previous

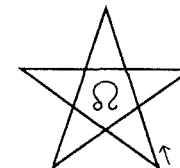
one, while vibrating "Oip Teaa Pdoce" [ò-èp tê-â-â pê-dò-kê]. Trace a green Leo symbol in its center, while vibrating "אֵלֵהִים" [ê-lò-hèm]. Project red Light through it, using the Sign of the Enterer. Give the Sign of Silence.



9. Pierce the center of the Pentagrams, and trace a line of white Light as you move to the West. Finish the line at the point where the center of the next Pentagrams will be.
10. Trace a white Banishing Spirit Pentagram (for the Active Elements), while vibrating "Bitom" [bè-tò-m]. Trace a black Spirit Wheel in its center, while vibrating "הָהָהָ" [ê-hê-yê]. Project white Light through it, using the Sign of the Enterer. Give the Sign of Silence.



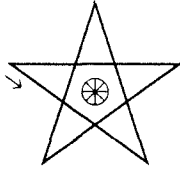
11. Trace a red Banishing Fire Pentagram directly over the previous one, while vibrating "Oip Teaa Pdoce" [ò-èp tê-â-â pê-dò-kê]. Trace a green Leo symbol in its center, while vibrating "אֵלֵהִים" [ê-lò-hèm]. Project red Light through it, using the Sign of the Enterer. Give the Sign of Silence.



12. Pierce the center of the Pentagrams, and trace a line of white Light as you move to the North. Finish the line at the point where the

center of the next Pentagrams will be.


13. Trace a white Banishing Spirit Pentagram (for the Active Elements), while vibrating "Bitom" [bè-tò-m]. Trace a black Spirit Wheel in its center, while vibrating "הַהֵי" [ê-hê-yê]. Project white Light through it, using the Sign of the Enterer. Give the Sign of Silence.



14. Trace a red Banishing Fire Pentagram directly over the previous one, while vibrating "Oip Teaa Pdoce" [ò-èp tê-â-â pê-dò-kê]. Trace a green Leo symbol in its center, while vibrating "אֵלֵהִים" [ê-lò-hèm]. Project red Light through it, using the Sign of the Enterer. Give the Sign of Silence.



15. Pierce the center of the Pentagrams, and trace a line of white Light as you move to the East. Complete the Circle by finishing the line in the center of the first Pentagrams (i.e., where you began).
16. Go to the North of the Altar, facing South.
17. Trace a white Banishing Spirit Pentagram (for the Active Elements) directly over the previous one, while vibrating "Bitom" [bè-tò-m]. Trace a black Spirit Wheel in its center, while vibrating "הַהֵי" [ê-hê-yê]. Project white Light through it, using the Sign of the Enterer. Give the Sign of Silence.



18. Trace a red Banishing Fire Pentagram directly over the previous

ones, while vibrating "Oip Teaa Pdoce" [ò-èp tê-â-â pê-dò-kê]. Trace a green Leo symbol in its center, while vibrating "אֵלֵהִים" [ê-lò-hèm]. Project red Light through it, using the Sign of the Enterer. Give the Sign of Silence.



19. Go to the West of the Altar, facing East. Perform the Rite of the Qabalistic Cross.

Supreme Invoking Ritual of the Pentagram

Introduction

The Supreme Invoking Ritual of the Pentagram invokes the Forces of the Tablet of Union and has two different forms. The distinction arises due to the various functions of the Tablet of Union, which rules the specific Element of Spirit (Akasha), yet generally rules all of the Elements, in unity, as well. These two different functions of this Tablet result in two distinct forms of this Ritual, according to its intended focus.

When this Ritual is being employed to generally invoke all of the Elements together, it unites their Forces in balanced disposition. In this case, only the First Enochian Call should be used, and the Names and Sigils of each of the Elemental Hierarchies should be vibrated and traced in their respective Quarters. These Names and Sigils are given in the text of the Ritual.

When this Ritual is being employed to invoke the specific Element of Spirit (Akasha), then the Second Enochian Call must additionally be employed. This is because the Second Enochian Call rules the specific Element of Spirit. Furthermore, the Names and Sigils of the Elemental Hierarchies should, in this case, not be vibrated and traced in their respective Quarters. This would merely create a confusion of Energies, by accentuating the individual nature of each Element. The Names and Sigils of the Elemental Hierarchies should therefore, in this case, be omitted.

To avoid confusion, it should be noted that the pentagrams, the

symbols in their centers, and the names vibrated while tracing them, are to be employed in all forms of this Ritual. Only the use of the Enochian Calls and of the Sigils of the Elemental Hierarchies (with their attendant Names) vary according to the focus of the Ritual.

Synopsis

- Altar:** White Altar Cloth, Elemental Banishing Dagger, Air Dagger (wrapped), rose (East), Fire Wand (wrapped), candle (South), Water Cup (wrapped), cup of red wine (West), Earth Pentacle (wrapped), bread, salt (North).
- Enochian Tablets:** Union (on the Altar), Air (East), Fire (South), Water (West), Earth (North).
- Enochian Calls:** First (Rules the Tablet of Union as a whole). First and Second (Together rule the Element of Spirit, and the Subelement, Spirit of Spirit).
- Colors:** Yellow flashing with complementary violet (Air), red flashing with complementary green (Fire), blue flashing with complementary orange (Water), black flashing with complementary white (Earth), white flashing with complementary black (Spirit).
- Ideal Time:** During an Elemental Tide of Spirit.
- Scents:** Olibanum, myrrh, galbanum, and storax.

Ritual Precis

1. Perform the Lesser Banishing Ritual of the Pentagram.
2. Perform the Lesser Banishing Ritual of the Hexagram.
3. Perform the Rite of Purification with Water and Consecration with Fire.
4. Unwrap each of the Elemental Weapons.
5. Perform the Rite of the Qabalistic Cross.
6. Perform an Invocation of the Highest Divine Force.
7. Invoke Spirit, and the appropriate Element, in each of the four Quarters, as well as over the Altar (assuming the appropriate God Forms, using the appropriate Pentagrams, Names, and Grade Signs). Trace the appropriate Sigils and Hebrew Names in each of the Quarters, while vibrating the Names from the Elemental Hierarchies.
8. Circumambulate three times.
9. Perform the Rite of Adoration of the Lord of the Universe.
10. State all Magical Intentions.

11. Perform the Middle Pillar Ritual (optional).
12. Skry to the corresponding Elemental or Subelemental Plane (optional).
13. Perform the Rite of the Magical Eucharist.
14. Wrap the Elemental Weapons.
15. Reverse circumambulate three times.
16. Divest yourself of all God Forms assumed during the Ritual.
17. Perform the Supreme Banishing Ritual of the Pentagram, by banishing Spirit and the appropriate Element in each of the four Quarters, as well as over the Altar (using the appropriate Pentagrams and Names).
18. Perform the Lesser Banishing Ritual of the Pentagram.
19. Perform the Lesser Banishing Ritual of the Hexagram.
20. Declare the Temple duly closed.

Ritual

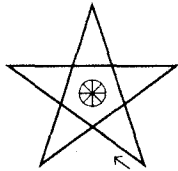
1. Go to the Northeast corner. Stand facing outward, away from the Altar. Proclaim: "Hekas, Hekas Este Bebeloi" [hê-kâs hê-kâs ês-tê bê-bê-lòè].
2. Go to the West of the Altar, facing East. Perform the Lesser Banishing Ritual of the Pentagram.
3. Perform the Lesser Banishing Ritual of the Hexagram.
4. Perform the Rite of Purification with Water and Consecration with Fire.
5. Unwrap your Magical Weapons.
6. Perform the Rite of the Qabalistic Cross.
7. Perform an Invocation of the Highest Divine Force.
8. Pick up your Air Dagger. Go to the Eastern end of the Circle. Stand facing outward.



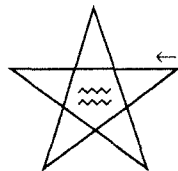
9. Pause and close your eyes for a moment. Visualize the God Form of

Djehuti, dressed in yellow with violet trim. Assume the God Form of Djehuti, while vibrating "Djehuti" [jê-hù-tè].

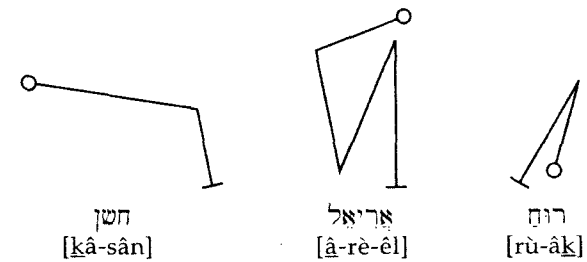
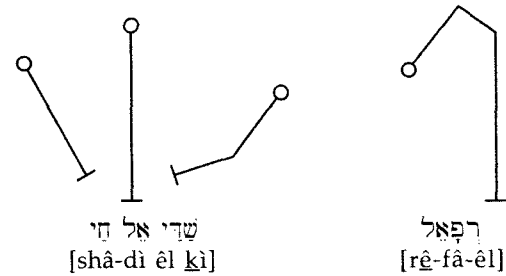
10. Trace a white Invoking Spirit Pentagram (for the Active Elements), while vibrating "Exarp" [êks-âr-pê]. Trace a black Spirit Wheel in its center, while vibrating "יהי" [ê-hê-yê]. Project white Light through it, using the Sign of the Enterer.



11. Give the LVX Signs.
12. Trace a yellow Invoking Air Pentagram directly over the previous one, while vibrating "Oro Ibah Aozpi" [ô-rò è-bâh â-ôz-pè]. Trace a violet Aquarius symbol in its center, while vibrating "יהוה" [yòd-hê-vâv-hê]. Project yellow Light through it, using the Sign of the Enterer.



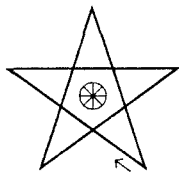
13. Give the Sign of the Theoricus Grade, and remain thus for a short time, while you feel the invoked Energies.
14. Raise your arms, reaching outward and upward. Proclaim: "In the Three Holy Secret Names of God, I invoke you, you Angels of the Tablet of Air."
15. Each of the Names in the following Invocation should be vibrated twice. The first time, vibrate the Name while you trace it in Hebrew (over the Pentagrams, from right to left). The second time, vibrate the Name again while you trace its Sigil, as shown below. Proclaim: "In the Name of the Lord 'שדי אל חי' [shâ-dî êl kî], of the Archangel 'רפאל' [rê-fâ-êl], of the Angel 'חשן' [kâ-sân], and of the Ruler 'אר יאל' [â-rè-êl], I invoke you, you Forces of 'רוח' [rû-âk]" (optional, see Ritual Introduction).



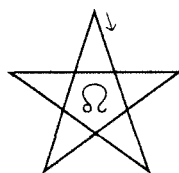
16. Raise your arms, reaching outward and upward. Proclaim (and vibrate where indicated): "In the Name of the Elemental Order of the 'Sylphs' [sîlfs], and of their King 'Paralda' [pâ-râl-dâ], I invoke you, you Powers of Air."
17. Pause and close your eyes for a moment. Visualize again the God Form of Djehuti, dressed in yellow with violet trim. Divest yourself of the God Form of Djehuti, while vibrating "Djehuti" [jê-hù-tè].
18. Pierce the center of the Pentagrams, and trace a line of white Light as you move to the South. Finish the line at the point where the center of the next Pentagrams will be.



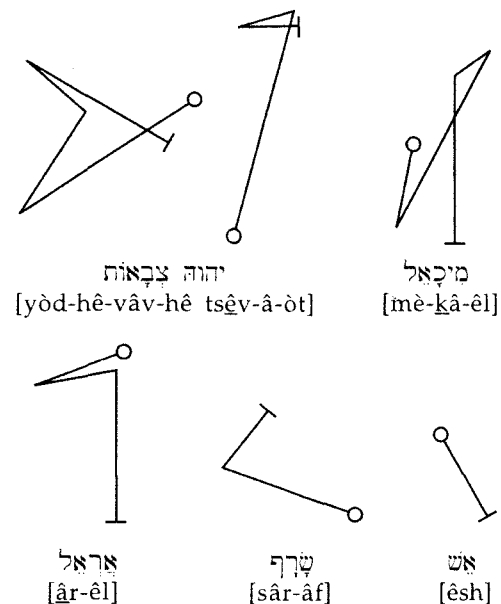
19. Pick up your Fire Wand. Assume the God Form of Horus, dressed in red with green trim, while vibrating "Horus" [krù].
20. Trace a white Invoking Spirit Pentagram (for the Active Elements), while vibrating "Bitom" [bè-tò-m]. Trace a black Spirit Wheel in its center, while vibrating "אֵהֵיִד" [ê-hê-yê]. Project white Light through it, using the Sign of the Enterer.



21. Give the LVX Signs.
22. Trace a red Invoking Fire Pentagram directly over the previous one, while vibrating "Oip Teaa Pdoce" [ò-èp tê-â-â pê-dò-kê]. Trace a green Leo symbol in its center, while vibrating "אֵרֵאֵל" [ê-lò-hèm]. Project red Light through it, using the Sign of the Enterer.



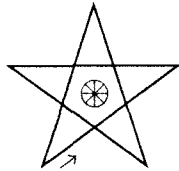
23. Give the Sign of the Philosophus Grade, and remain thus for a short time, while you feel the invoked Energies.
24. Raise your arms, reaching outward and upward. Proclaim: "In the Three Holy Secret Names of God, I invoke you, you Angels of the Tablet of Fire."
25. Each of the Names in the following Invocation should be vibrated twice. The first time, vibrate the Name while you trace it in Hebrew (over the Pentagrams, from right to left). The second time, vibrate the Name again, while you trace its Sigil, as shown below. Proclaim: "In the Name of the Lord 'יהוה צבאות' [yòd-hê-vâv-hê tsêv-â-òt], of the Archangel 'מִיכָאֵל' [mè-kâ-êl], of the Angel 'אַרְאֵל' [âr-êl], and of the Ruler 'שָׂרָף' [sâr-âf], I invoke you, you Forces of 'אֵשׁ' [êsh]" (optional, see Ritual Introduction).



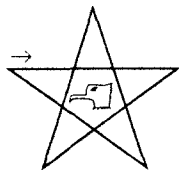
26. Raise your arms, reaching outward and upward. Proclaim (and vibrate where indicated): "In the Name of the Elemental Order of the 'Salamanders' [sâ-lâ-mân-dêrs], and of their King 'Djin' [jèn], I invoke you, you Powers of Fire."
27. Divest yourself of the God Form of Horus, dressed in red with green trim, while vibrating "Horus" [krù].
28. Pierce the center of the Pentagrams, and trace a line of white Light as you move to the West. Finish the line at the point where the center of the next Pentagrams will be.




29. Pick up your Water Cup. Assume the God Form of Isis, dressed in blue with orange trim, while vibrating "Isis" [è-sèt].
30. Trace a white Invoking Spirit Pentagram (for the Passive Elements), while vibrating "Hcoma" [hê-kò-mâ]. Trace a black Spirit Wheel in its center, while vibrating "אגל" [â-gê-lâ]. Project white Light through it, using the Sign of the Enterer.



31. Give the LVX Signs.
32. Trace a blue Invoking Water Pentagram directly over the previous one, while vibrating "Mph Arsl Gaiol" [m-pê-hê âr-sâl gâ-è-òl]. Trace an orange Eagle symbol in its center, while vibrating "אל" [êl]. Project blue Light through it, using the Sign of the Enterer.




33. Give the Sign of the Practicus Grade, and remain thus for a short time, while you feel the invoked Energies.
34. Raise your arms, reaching outward and slightly upward. Proclaim: "In the Three Holy Secret Names of God, I invoke you, you Angels of the Tablet of Water."
35. Each of the Names in the following Invocation should be vibrated twice. The first time, vibrate the Name while you trace it in Hebrew (over the Pentagrams, from right to left). The second time, vibrate the Name again, while you trace its Sigil, as shown below. Proclaim: "In the Name of the Lord 'אלהים צבאות' [ê-lò-hèm tsêv-â-òt], of the Archangel 'גבריאל' [gâv-rè-êl], of the Angel 'טליהד' [tâ-li-â-hâd], and of the Ruler 'חרשים' [târ-sès], I invoke you, you Forces of 'מים' [mâ-yèm]" (optional, see Ritual Introduction).



אלהים צבאות
[ê-lò-hèm tsêv-â-òt]

גבריאל
[gâv-rè-êl]



טליהד
[tâ-li-â-hâd]

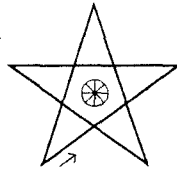
חרשים
[târ-sès]

מים
[mâ-yèm]

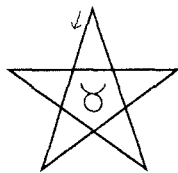
36. Raise your arms, reaching outward and upward. Proclaim (and vibrate where indicated): "In the Name of the Elemental Order of the 'Undines' [ûn-dèns], and of their Queen 'Nichsa' [nik-sâ], I invoke you, you Powers of Water."
37. Divest yourself of the God Form of Isis, dressed in blue with orange trim, while vibrating "Isis" [è-sèt].
38. Pierce the center of the Pentagrams, and trace a line of white Light as you move to the North. Finish the line at the point where the center of the next Pentagrams will be.



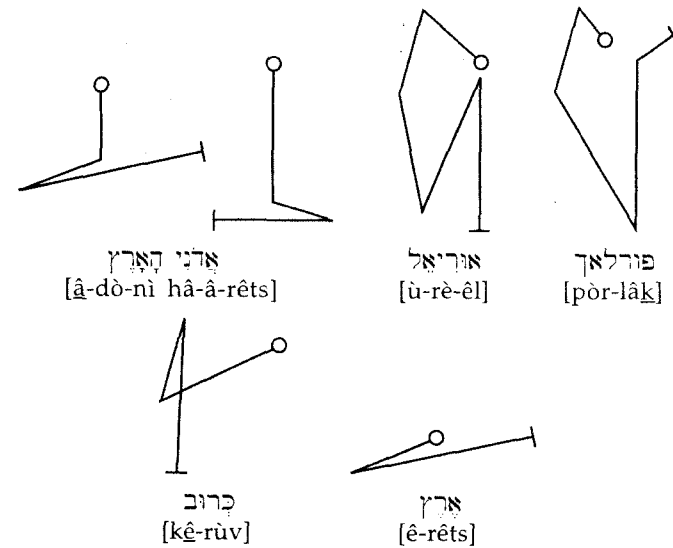
- 39. Pick up your Earth Pentacle. Assume the God Form of Nephthys, dressed in black with white trim, while vibrating "Nephthys" [nê-bêt-kêt].
- 40. Trace a white Invoking Spirit Pentagram (for the Passive Elements), while vibrating "Nanta" [nân-tâ]. Trace a black Spirit Wheel in its center, while vibrating "אגלא" [â-gê-lâ]. Project white Light through it, using the Sign of the Enterer.



- 41. Give the LVX Signs.
- 42. Trace a black Invoking Earth Pentagram directly over the previous one, while vibrating "Mor Dial Hctga" [mòr dè-âl hêc-tê-gâ]. Trace a white Taurus symbol in its center, while vibrating "אדני" [â-dò-nî]. Project black Light through it, using the Sign of the Enterer.



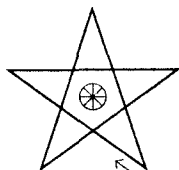
- 43. Give the Sign of the Zelator Grade, and remain thus for a short time, while you feel the invoked Energies.
- 44. Raise your arms, reaching outward and slightly upward. Proclaim: "In the Three Holy Secret Names of God, I invoke you, you Angels of the Tablet of Earth."
- 45. Each of the Names in the following Invocation should be vibrated twice. The first time, vibrate the Name while you trace it in Hebrew (over the Pentagrams, from right to left). The second time, vibrate the Name again, while you trace its Sigil, as shown below. Proclaim: "In the Name of the Lord 'אדני הארץ' [â-dò-nî hâ-â-rêts], of the Archangel 'אוריאל' [û-rê-êl], of the Angel 'פורלאך' [pòr-lâk], and of the Ruler 'כרוב' [kê-rùv], I invoke you, you Forces of 'ארץ' [ê-rêts]" (optional, see Ritual Introduction).



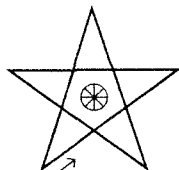
- 46. Raise your arms, reaching outward and upward. Proclaim (and vibrate where indicated): "In the Name of the Elemental Order of the 'Gnomes' [nòmz], and of their King 'Ghob' [gòb], I invoke you, you Powers of Earth."
- 47. Divest yourself of the God Form of Nephthys, dressed in black with white trim, while vibrating "Nephthys" [nê-bêt-kêt].
- 48. Pierce the center of the Pentagrams, and trace a line of Light as you move to the East. Complete the Circle by finishing the line in the center of the first Pentagrams (i.e., where you began).



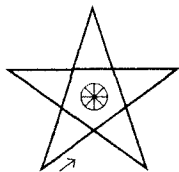
49. Go to the West of the Altar, facing East. Assume the God Form of Osiris, dressed in white with black trim, while vibrating "Osiris" [ô-sèr].
50. Pick up your Air Dagger. Trace a white Invoking Spirit Pentagram (for the Active Elements), while vibrating "Exarp" [êks-âr-pê]. Trace a black Spirit Wheel in its center, while vibrating "אָהַרְיֵה" [ê-hê-yê]. Project white Light through it, using the Sign of the Enterer.



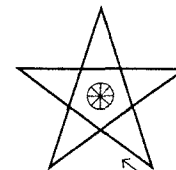
51. Give the LVX Signs.
52. Pick up your Water Cup. Trace a white Invoking Spirit Pentagram (for the Passive Elements), while vibrating "Hcoma" [hê-kò-mâ]. Trace a black Spirit Wheel in its center, while vibrating "אָגֵלָה" [â-gê-lâ]. Project white Light through it, using the Sign of the Enterer.



53. Give the LVX Signs.
54. Pick up your Earth Pentacle. Trace a white Invoking Spirit Pentagram (for the Passive Elements), while vibrating "Nanta" [nân-tâ]. Trace a black Spirit Wheel in its center, while vibrating "אָגֵלָה" [â-gê-lâ]. Project white Light through it, using the Sign of the Enterer.



55. Give the LVX Signs.
56. Pick up your Fire Wand. Trace a white Invoking Spirit Pentagram (for the Active Elements), while vibrating "Bitom" [bê-tò-m]. Trace a black Spirit Wheel in its center, while vibrating "אָהַרְיֵה" [ê-hê-yê]. Project white Light through it, using the Sign of the Enterer.

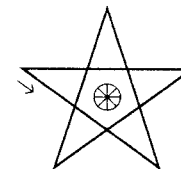


57. Give the LVX Signs.
58. Vibrate the first Enochian Call as listed in appendix I, "Enochian Calls" (optional).
59. Vibrate the second Enochian Call as listed in appendix I, "Enochian Calls" (optional, see Ritual Introduction).
60. Extend your arms outward and upward. Proclaim: "I invoke you, you Angels of the celestial Spheres, whose dwelling is in the Invisible. You are the Guardians of the Gates of the Universe. May you also be the Guardians of this Mystic Sphere. Keep far removed the Evil and the Unbalanced. Strengthen and inspire me, so that I may preserve unsullied this Abode of the Mysteries of the Eternal Gods. Let my Sphere be pure and holy, so that I may enter in, and become a partaker of, the Light Divine."
61. Give the Sign of the Rending of the Veil (of the Portal Grade), and remain thus for a short time, while you feel the invoked Energies.
62. Go to the Northeast corner of the Circle, and face outward. Extend your arms outward and upward, and proclaim: "The visible Sun is the dispenser of Light to the Earth. Let me form therefore a Vortex in this Chamber, that the invisible Light of the Spirit shall shine therein from above."
63. Circumambulate three times around the perimeter of the Circle. Imagine Magical Current flowing through you, and visualize a clockwise-spinning Vortex being created as you move. Give the Sign of the Enterer each time that you pass by the Eastern end of the Circle (in the direction you are going, without stopping). Finish in the Northeast.
64. Go to the West of the Altar, facing East. Perform the Rite of Adoration of the Lord of the Universe.

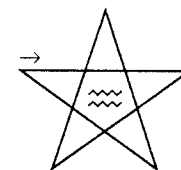
65. State clearly the Magical Intentions of the Ritual. For example: "It is the Intention of this Ritual that the Energies of the Elements of Fire, Water, Spirit, Air, and Earth shall be awakened and equilibrated in my Sphere of Sensation ('Aura'), and that I shall eventually attain the Knowledge of, and Conversation with, my Divine Genius ('Holy Guardian Angel')."
66. Perform the Ritual of the Middle Pillar. This activates and equilibrates the invoked Forces in your Sphere of Sensation (optional).
67. Skry to the Plane of the invoked Forces (optional). When finished, make a sketch, drawing, or painting of any encountered images or beings, and write a brief description of any visionary experience. This material should be carefully recorded for entry into the Magical Diary.
68. Perform the Analysis of the Key Word.
69. Perform the Rite of the Magical Eucharist.
70. Give the Sign of the Closing of the Veil (of the Portal Grade).
71. Carefully wrap and put away your Consecrated Magical Weapons, to avoid any accidental dissipation of their charged Force.
72. Go to the Southeast corner.
73. Reverse circumambulate three times around the perimeter of the Circle. As you move, imagine Magical Current flowing through you, and visualize yourself reversing and dissipating the Vortex of Magical Energy which you created earlier. Give the Sign of the Enterer each time that you pass by the Eastern end of the Circle (in the direction you are going, without stopping). Finish in the Southeast.
74. Go to the West of the Altar, facing East, and perform the Rite of Adoration of the Lord of the Universe.
75. Divest yourself of the God Form of Osiris, dressed in white with black trim, while vibrating "Osiris" [ò-sèr], as well as any other God Forms which may have been assumed during preliminary Invocations (e.g., of the Highest Divine Force).
76. Perform the Supreme Banishing Ritual of the Pentagram.
77. Perform the Lesser Banishing Ritual of the Pentagram.
78. Perform the Lesser Banishing Ritual of the Hexagram.
79. Knock five times upon the Altar and proclaim: "I now release any Spirits which may have been imprisoned by this Ritual. Go now, with the Blessings of יהושה יהושד' [yê-hê-shù-â yê-hò-vâ-shâ]. May there always be peace between us, and may you always come when you are called. I now Declare this Ritual duly closed."

Supreme Banishing Ritual of the Pentagram

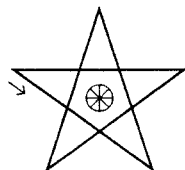
1. Look around, and assure yourself that you will not accidentally banish the charged Force of any consecrated Magical Implements.
2. Stand West of the Altar, facing East. Perform the Rite of the Qabalistic Cross.
3. Pick up your Elemental Banishing Dagger. Go to the Eastern end of the Circle. Stand facing outward.
4. Trace a white Banishing Spirit Pentagram (for the Active Elements) directly over the first one, while vibrating "Exarp" [êks-âr-pê]. Trace a black Spirit Wheel in its center, while vibrating "אָהַיָּה" [ê-hê-yê]. Project white Light through it, using the Sign of the Enterer. Give the Sign of Silence.



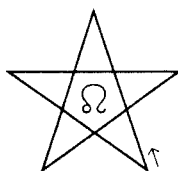
5. Trace a yellow Banishing Air Pentagram directly over the previous ones, while vibrating "Oro Ibah Aozpi" [ò-rò è-bâh â-òz-pè]. Trace a violet Aquarius symbol in its center, while vibrating "יהוד" [yòd-hê-vâv-hê]. Project yellow Light through it, using the Sign of the Enterer. Give the Sign of Silence.



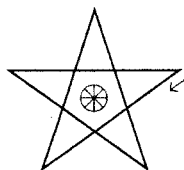
6. Pierce the center of the Pentagrams, and trace a line of white Light as you move to the South. Finish the line at the point where the center of the next Pentagrams will be.
7. Trace a white Banishing Spirit Pentagram (for the Active Elements) directly over the previous one, while vibrating "Bitom" [bè-tò-m]. Trace a black Spirit Wheel in its center, while vibrating "אָהַיָּה" [ê-hê-yê]. Project white Light through it, using the Sign of the Enterer. Give the Sign of Silence.



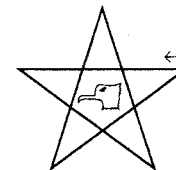
8. Trace a red Banishing Fire Pentagram directly over the previous ones, while vibrating "Oip Teaa Pdoce" [ò-èp tê-â-â pê-dò-kê]. Trace a green Leo symbol in its center, while vibrating "עלמ" [ê-lò-hèm]. Project red Light through it, using the Sign of the Enterer. Give the Sign of Silence.



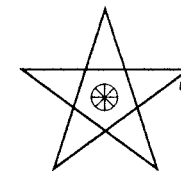
9. Pierce the center of the Pentagrams, and trace a line of white Light as you move to the West. Finish the line at the point where the center of the next Pentagrams will be.
10. Trace a white Banishing Spirit Pentagram (for the Passive Elements) directly over the previous one, while vibrating "Hcoma" [hê-kò-mâ]. Trace a black Spirit Wheel in its center, while vibrating "אגל" [â-gê-lâ]. Project white Light through it, using the Sign of the Enterer. Give the Sign of Silence.



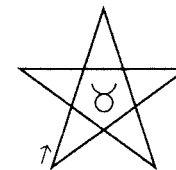
11. Trace a blue Banishing Water Pentagram directly over the previous ones, while vibrating "Mph Arsl Gaiol" [m-pê-hê âr-sâl gâ-è-òl]. Trace an orange Eagle symbol in its center, while vibrating "ל" [êl]. Project blue Light through it, using the Sign of the Enterer. Give the Sign of Silence.



12. Pierce the center of the Pentagrams, and trace a line of white Light as you move to the North. Finish the line at the point where the center of the next Pentagrams will be.
13. Trace a white Banishing Spirit Pentagram (for the Passive Elements) directly over the previous one, while vibrating "Nanta" [nân-tâ]. Trace a black Spirit Wheel in its center, while vibrating "אגל" [â-gê-lâ]. Project white Light through it, using the Sign of the Enterer. Give the Sign of Silence.




14. Trace a black Banishing Earth Pentagram directly over the previous ones, while vibrating "Mor Dial Hctga" [mòr dè-âl hêc-tê-gâ]. Trace a white Taurus symbol in its center, while vibrating "דנ" [â-dò-nì]. Project black Light through it, using the Sign of the Enterer. Give the Sign of Silence.

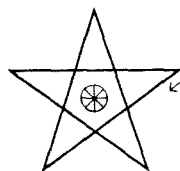


15. Pierce the center of the Pentagrams, and trace a line of white Light as you move to the East. Complete the Circle by finishing the line in the center of the first Pentagrams (i.e., where you began).
16. Go to the West of the Altar, facing East.
17. Trace a white Banishing Spirit Pentagram (for the Active Elements) over the Altar, while vibrating "Exarp" [êks-âr-pê]. Trace a black Spirit Wheel in its center, while vibrating "הגל" [ê-hê-


yê]. Project white Light through it, using the Sign of the Enterer. Give the Sign of Silence.



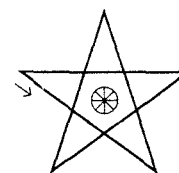
18. Trace a white Banishing Spirit Pentagram (for the Passive Elements) directly over the previous one, while vibrating "Hcoma" [hê-kò-mâ]. Trace a black Spirit Wheel in its center, while vibrating "אגלל" [â-gê-lâ]. Project white Light through it, using the Sign of the Enterer. Give the Sign of Silence.



19. Trace a white Banishing Spirit Pentagram (for the Passive Elements) directly over the previous ones, while vibrating "Nanta" [nân-tâ]. Trace a black Spirit Wheel in its center, while vibrating "אגלל" [â-gê-lâ]. Project white Light through it, using the Sign of the Enterer. Give the Sign of Silence.



20. Trace a white Banishing Spirit Pentagram (for the Active Elements) directly over the previous ones, while vibrating "Bitom" [bê-tò-m]. Trace a black Spirit Wheel in its center, while vibrating "אגלל" [â-gê-lâ]. Project white Light through it, using the Sign of the Enterer. Give the Sign of Silence.



21. Stand West of the Altar, facing East. Perform the Rite of the Qabalistic Cross.

CHAPTER THREE



Planetary Magic

"And I saw in the right hand of him that sat on the throne a book written within and on the backside, sealed with seven seals. And I saw a strong angel proclaiming with a loud voice, Who is worthy to open the book, and to loose the seals thereof?...And I beheld, and, lo, in the midst of the throne and of the four beasts, and in the midst of the elders, stood a Lamb as it had been slain, having seven horns and seven eyes, which are the seven Spirits of God sent forth into all the earth" (Revelation 5:1, 2, 6).

Introduction

Ritual Timing

Whenever possible, cast a Sidereal Astrological Chart for the time and place of the Ritual. It is advisable to employ the Rosicrucian Sidereal Zodiac when casting Charts for Rituals of Astrological Magic.¹ In Workings intended for Practical Magic, preferably choose a time for the Ritual when the Planet of the Working is strong in the Astrological Chart. This is particularly important when consecrating a Talisman, since the Chart of the Working additionally serves a birth chart for the Talisman.²

The ideal time to begin any Planetary Working is during the day and the hour corresponding to the Planet in question. Except in Workings intended for Practical Magic, however, the importance of performing the Rituals outweighs all other considerations. One might, for example, merely choose the day attributed to the Planet as the best

¹ See "Astrology and the Rosicrucian Sidereal Zodiac" in the introduction of this book for more information.

² See chapter six, "Practical and Talismanic Magic," for more information on Talismans and on Planetary Dignity.

available time. The correspondences between the days of the week and the seven traditional Planets are as follows:

☉	Sunday
☾	Monday
♂	Tuesday
♃	Wednesday
♃	Thursday
♀	Friday
♄	Saturday

Determine the Planetary Hours as follows. One Traditional Planet corresponds to each of the twelve hours of the day, beginning at sunrise with the Planet that rules the day. The Planets then cycle downward according to the order that they correspond to the Sephiroth on the Tree of Life (that is, in their order of their relative motion when viewed from the Earth) as follows: Saturn, Jupiter, Mars, Sun, Venus, Mercury, and the Moon. The next hour begins with Saturn again, and the cycles repeat until Sunrise the following day. The Planetary Hours are usually not sixty minutes long like normal hours are, however. To determine the duration of Planetary Hours on a given day, divide the number of minutes between Sunrise and Sunset into twelve equal parts. Each resultant is the duration of one Planetary Hour during daylight hours. Likewise divide the hours between Sunset and Sunrise into twelve equal parts. Each of these parts is the duration of one nocturnal Planetary Hour. The following table resumes the Planets that rule each Planetary Hour.

Facing the Planet

At a certain point in Planetary Invocation Rituals, the Magician should face the location of the Planet to perform additional Invocations. When avoidable, the Magician may simply face East to perform this aspect of the Ritual. Magicians having cast a Sidereal Astrological Chart for the time and place of the Working have better options, however, due to information revealing the actual spatial location of the Planet.

Traditionally, the correct method to "face the Planet" during a Ritual has remained a symbolical one, by orienting the Astrological Chart upon the Altar so that the Ascendant faces East, and that the Midheaven faces South. The Magician then faces away from the Altar in the direction indicated by the location of the Planet in the Chart.

Planetary Hours

Sunrise

Hour	Sun	Mon	Tues	Wed	Thurs	Fri	Sat
1	☉	☾	♂	♃	♃	♀	♄
2	♀	♄	☉	☾	♂	♃	♃
3	♃	♃	♀	♄	☉	☾	♂
4	☾	♂	♃	♃	♀	♄	☉
5	♄	☉	☾	♂	♃	♃	♀
6	♃	♀	♄	☉	☾	♂	♃
7	♂	♃	♃	♀	♄	☉	☾
8	☉	☾	♂	♃	♃	♀	♄
9	♀	♄	☉	☾	♂	♃	♃
10	♃	♃	♀	♄	☉	☾	♂
11	☾	♂	♃	♃	♀	♄	☉
12	♄	☉	☾	♂	♃	♃	♀

Sunset

Hour	Sun	Mon	Tues	Wed	Thurs	Fri	Sat
1	♃	♀	♄	☉	☾	♂	♃
2	♂	♃	♃	♀	♄	☉	☾
3	☉	☾	♂	♃	♃	♀	♄
4	♀	♄	☉	☾	♂	♃	♃
5	♃	♃	♀	♄	☉	☾	♂
6	☾	♂	♃	♃	♀	♄	☉
7	♄	☉	☾	♂	♃	♃	♀
8	♃	♀	♄	☉	☾	♂	♃
9	♂	♃	♃	♀	♄	☉	☾
10	☉	☾	♂	♃	♃	♀	♄
11	♀	♄	☉	☾	♂	♃	♃
12	♃	♃	♀	♄	☉	☾	♂

An additional excellent alternative exists during the hours when the Planet is above the horizon. Vertically orient the Chart, so that the Ascendant faces East and the Midheaven faces straight up above the Altar, to determine the location of the Planet in the sky. For even greater precision, make a further adjustment slightly North or South of this position according to the present Declination of the Planet. This information is readily available in any astrological ephemeris or in Charts cast with a computer using good astrological software.

Magical Implements

Remember that performing the Rituals on a regular basis outweighs all other considerations. Those Magicians not in possession of consecrated Magical Implements should simply use their hands or index fingers, together with Enochian Tablets from this book, and a few items from the kitchen.

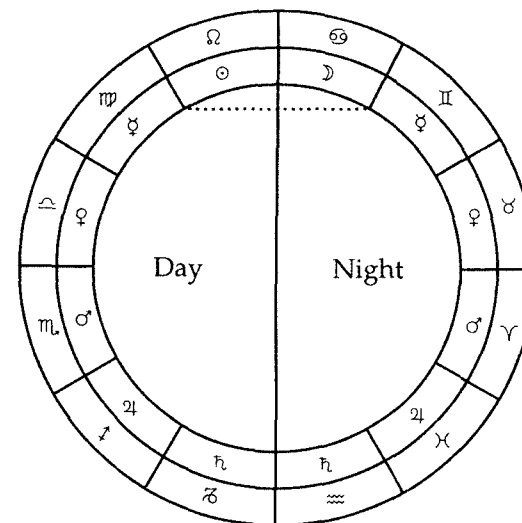
Rosicrucian Adepts have traditionally employed the Lotus Wand as the Magical Implement of choice for Planetary, Sephirothic, and Zodiacal Invocation. The Lotus Wand therefore appears in the text of the Planetary Rituals. The Phoenix Wand, however, is actually more suitable to Planetary Invocation, since its seven colored sections correspond to the seven Ancient Planets. To use the Phoenix Wand in Planetary Magic, hold it by the colored band attributed to the Planet of the Working.

The twelve colored bands that divide the Lotus Wand correspond to the twelve Signs of the Zodiac. There are several means of correctly employing the Lotus Wand in Planetary and Sephirothic Invocation. The Magician may hold the Lotus Wand by the white section for general Invocation, for sephirothic influences, and for matters of a divine or spiritual nature. The student may also hold the Lotus Wand by the colored band attributed to the Sidereal Sign where the Planet of the Working is currently located. Finally, he or she may hold the Lotus Wand by the band of one of the Zodiacal Signs ruled by the Planet, according to a traditional system of Diurnal and Nocturnal Signs.

Day and Night Houses of the Planets

Israel Regardie published the correspondences of the seven Traditional Planets ruling the Diurnal and the Nocturnal Zodiacal Signs in 1937 with several significant errors. The frequent republishing of Regardie's errors by subsequent authors has resulted in decades of incorrect magical practice. The rulership of the Signs by the seven traditional Planets as well as their Diurnal or Nocturnal nature was apparently first

published by Claudius Ptolemy in *Tetrabiblos*,³ an important text in the history of Astrology. A careful examination of the following illustration will clarify the origin of these attributions.



The Moon and the Sun, which rule over Cancer and Leo, the first and the warmest Signs of Summer, sit at the top of the Zodiacal Wheel. Planetary Rulership of the remaining Signs then descends the Wheel symmetrically according to the relative motion of the Planets viewed from the Earth, and beginning with Mercury at the top and ending with Saturn at the bottom. The Signs on the left side of the wheel, with Leo and the Sun, are the Diurnal Signs or "Day Houses of the Planets." The Signs on the right side of the chart, with Cancer and the Moon, are the Nocturnal Signs or "Night Houses." Leo serves as both Day and Night House of the Sun, and Cancer serves the same for the Moon since these two luminaries rule only one Sign each.

The following table resumes these ideas and lists the Signs of the Detriment, Exaltation, and Depression of the Planets. This is a corrected version of a chart incorrectly published by Regardie and others.⁴

³ Claudius Ptolemaeus [100-178 AD], *Tetrabiblos*, The Loeb Classical Library (Cambridge: Harvard University Press, 1940), Sec. I, 17, pp. 79-83. The author thanks William Heidrick for pointing out this source.

⁴ See "Dignity of the Planets and the Signs" in chapter six, "Practical and Talismanic Magic," for a discussion of Rulership, Detriment, Exaltation, and Depression.

Planet	Day House	Night House	Detriment	Exaltation	Depression
☉	♌	♍	♋	♌	♍
☽	♎	♏	♏, ♍	♎	♏
♃	♈	♉	♈, ♎	♈	♉
♄	♊	♋	♊, ♌	♋	♌
♅	♉	♏	♉, ♎	♏	♐
♆	♊	♋	♊, ♌	♋	♌
♇	♈	♉	♈, ♎	♉	♏

New Developments in Planetary Magic

Contrary to the misunderstanding of some historians, Rosicrucian Magic remains a living, growing, evolving synthesis of previously existing systems, and not merely an object of historical curiosity. The legitimate criteria to evaluate growth and further development in the R. R. et A. C. system are: whether said developments are logically consistent, whether they follow similar lines of synthesis as those used during the nineteenth century, and whether or not they are magically effective.

The Rituals in this chapter integrate Enochian material into Planetary Magic along the same lines that Elemental Magic integrated similar material in the last century. The Enochian Planetary Tablets,⁵ their attributions, and the Enochian Calls complete this integration. For a detailed analysis of the attributions of the Names and Squares of the Enochian Planetary Tablets, as well as the Planetary attribution of the Enochian Calls, see *Appendix II: The Book of the Concourse of Planetary and Zodiacal Forces*. A thorough study of this material shall prove of great value to the Magician.

Regarding the Planetary Hierarchy of Divine and Angelical Names, new research has revealed the traditional distinction between Sephirothic and Planetary Hierarchies to be false. The correct distinction lies rather between Sephirothic and Kameothic Hierarchies. In the "Planetary" Hierarchy, the Divine Names are those of the Sephirothic Hierarchy, whereas the names of the Planetary Intelligences and Spirits derive from a system of Magic Squares called the Kameoth.

All that remains of the "Planetary" Hierarchy are the so-called Archangels of the Planets, spelled in most modern sources as: Cassiel, Sachiël, Zamael, Michael, Anael, Raphael, and Gabriel. Interestingly, of all the Hierarchies, these "Archangels" are the only entities

⁵ Included as color illustrations in this book.

whose Names Regardie does not give in Hebrew. Furthermore, the Hebrew spellings given by Aleister Crowley for these Names in 777⁶ are completely inaccurate, likely representing a retransliteration into Hebrew of the English transliteration given by Regardie.

Various versions of Sepher Ratziel, an important Jewish magical text, clearly demonstrate the origin of these Names in the Sephirothic Hierarchy.⁷ Interestingly, the names of the Archangels Michael and Raphael are not always transposed in the various versions of the Sepher Ratziel manuscripts as they are in the "Planetary" Hierarchy. Furthermore, earlier manuscripts indicate that the notion itself of a "Planetary" Hierarchy likely originates as a Qabalistic adaptation of an earlier system of Planetary Magic, apparently Chaldean in origin.⁸

Once restored to correct Hebrew spellings, it becomes clear that the names of this Hierarchy are indeed not "Archangelic" in nature at all.⁹ For example, when correctly spelled in Hebrew, the name of the "Archangel" of Mars is in reality the arch-demon Samael (שָׂמַאֵל).¹⁰ With one notable exception, most of the other names of this Hierarchy are virtually identical with the Archangels of the Sephirothic Hierarchy. Interestingly, the name "Sachiël" given by Regardie as the "Archangel of Jupiter" comprises but a corrupt transliteration of the Name of the Sephirothic Archangel of Chesed, "Tzadqiel" (צַדִּיקָאֵל).

It seems likely that the Planetary Hierarchy originated when early Qabalists wished to adapt a yet earlier system of Planetary Magic for Qabalistic use. In the earlier system, the entities are of a nature similar to the characteristics attributed to the Planets in traditional Astrology. The creators of the Qabalistic Hierarchy apparently replaced the names from the earlier magical system with the names of Archangels drawn from the corresponding Sephiroth on the Tree of Life.

The Malefic Planets, Mars and Saturn, presented a unique problem, however, since Sephirothic Archangels could not adequately represent their destructive energies. The Qabalists therefore attributed the Demon Samael to Mars. For Saturn, they found a classical Qabalistic so-

⁶ Aleister Crowley, *777 and Other Qabalistic Writings*, ed. Israel Regardie (York Beach: Weiser, 1973), p. 35.

⁷ See Aryeh Kaplan, *Sefer Yetzirah, The Book of Creation, in Theory and Practice*, 1st. Paper ed. (York Beach: Weiser, 1990), p. 168, for examples of various versions of this Hierarchy from Sepher Ratziel.

⁸ See *The Wisdom of the Chaldeans in Three Works of Ancient Jewish Magic*, ed. and trans. Moses Gaster and Samuel Daiches (Hastings: Cthonios, 1986) for the transcription of an early manuscript indicating the likelihood of a Chaldean origin and Qabalistic adaptation of this material.

⁹ See, *ibid.*, for the correct spellings of the names of this Hierarchy.

¹⁰ This was first noticed by William Heidrick, Grand Treasurer of the Ordo Templi Orientis, and confirmed through additional research in Rabbinical literature by the author.

lution. They permuted the Name of the Archangel of Binah, Tzaphkiel (צפכיאל), by exchanging its first and third letters, Tzaddi (צ) and Qoph (ק). The resultant permutation, Qaphtziel (קפצאיל), adequately represented the malefic energies of Saturn. Apparently, ignorant scribes later corrupted Qaphtziel through transliteration into "Cassiel," the form in which Regardie published this name and authors have copied and republished it ever since.

In conclusion, the Planetary Hierarchy previously employed by the Hermetic Order of the Golden Dawn should no longer be used. Instead, Rosicrucian Magic must henceforth distinguish between Sephirothic and Kameothic, rather than Sephirothic and Planetary Hierarchies. Therefore, when performing Planetary Invocation, Magicians should first invoke the Divine Name, Archangel, and Angel from the Sephirothic Hierarchy, followed by the Kameothic Planetary Intelligence. In Magical Evocation, the Magician would follow this with an Evocation of the Kameothic Planetary Spirit.¹¹ Never invoke the Kameothic Spirits, however, since their nature is clearly demonic. The Planetary Rituals in this chapter integrate the results of this new research.

Greater Invoking Ritual of the Hexagram, Luna

Synopsis

Altar:	Blue Altar cloth, candle, incense, cup of water, Lotus (or Phoenix) Wand (wrapped), Planetary Banishing Dagger, materials for the Rite of the Magical Eucharist (optional).
Enochian Tablets:	Sigillum Dei Aemeth (on the Altar), Luna (East).
Enochian Calls:	Seventh.
Tarot Trump:	The High Priestess.
Colors:	Blue with complementary orange.
Day House:	Cancer (yellow-orange).
Night House:	Cancer (yellow-orange).
Ideal Time:	Monday, during a Planetary Hour of Luna.
Scents:	Jasmine, camphor, menstrual blood.

Ritual Precis:

1. Perform the Lesser Banishing Ritual of the Pentagram.

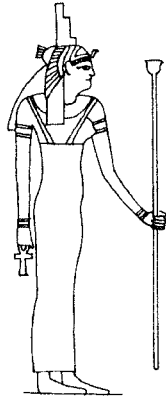
2. Perform the Lesser Banishing Ritual of the Hexagram.
3. Perform the Rite of Purification with Water and Consecration with Fire.
4. Unwrap the Lotus Wand.
5. Perform the Rite of the Qabalistic Cross.
6. Perform an Invocation of the Highest Divine Force.
7. Invoke Luna in each of the four Quarters, and over the Altar (assuming the appropriate God Form, using the appropriate Hexagrams and Names). Trace the appropriate Sigils and Hebrew Names over the Altar, while vibrating the Names from the Sephirothic Hierarchy of Yesod and the Kameothic Hierarchy of Luna.
8. Circumambulate nine times.
9. Perform the Rite of Adoration of the Lord of the Universe.
10. State all Magical Intentions.
11. Perform the Middle Pillar Ritual (optional).
12. Skry to the corresponding Planetary Plane (optional).
13. Perform the Rite of the Magical Eucharist (optional).
14. Wrap the Lotus Wand.
15. Reverse circumambulate nine times.
16. Divest yourself of all God Forms assumed during the Ritual.
17. Perform the Greater Banishing Ritual of the Hexagram for the Moon, by banishing Luna in each of the four Quarters, as well as over the Altar (using the appropriate Hexagrams and Names).
18. Perform the Lesser Banishing Ritual of the Pentagram.
19. Perform the Lesser Banishing Ritual of the Hexagram.
20. Declare the Temple duly closed.

Ritual

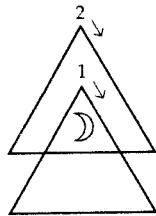
1. Go to the Northeast corner. Stand facing outward, away from the Altar. Proclaim: "Hekas, Hekas Este Bebeloi" [hê-kâs hê-kâs ês-tê bê-bê-lòè].
2. Go to the West of the Altar, facing East. Perform the Lesser Banishing Ritual of the Pentagram.
3. Perform the Lesser Banishing Ritual of the Hexagram.
4. Perform the Rite of Purification with Water and Consecration with Fire.
5. Unwrap your Lotus Wand.
6. Perform the Rite of the Qabalistic Cross.
7. Perform an Invocation of the Highest Divine Force.
8. Pick up your Lotus Wand. Assume the God Form of Isis, dressed in

¹¹ See chapter seven, "Demonic Evocation," for more information.

blue with orange trim, while vibrating "Isis" [è-sèt].



9. Go to the Eastern end of the Circle. Stand facing outward.
10. Holding the Lotus Wand by the correct, colored band,¹² trace a blue Invoking Lunar Hexagram (Eastern form) and an orange \aleph in its center, while vibrating "אֶרְאֵהוּ" [â-râ-rè-tâ].¹³ Trace an orange Lunar glyph¹⁴ in its center, while vibrating "שְׁדֵי אֵל קִי" [shâ-dî êl kî]. Project blue Light through it, using the Sign of the Enterer.



11. Give the LVX Signs.
12. Raise your arms, reaching outward and slightly upward. Proclaim (and vibrate as indicated): "In the Name of the Lord "שְׁדֵי אֵל קִי"

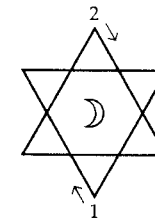
¹² I.e., yellow-orange (Cancer) by day and by night, or by the band corresponding to the Sidereal Zodiacal Sign where the Moon is presently located.

¹³ According to David Godwin, in *Godwin's Cabalistic Encyclopedia* (St. Paul: Llewellyn, 1994), p. 27, "אֶרְאֵהוּ" [â-râ-rè-tâ] is notariqon (an abbreviation) for "Achad Rosh Achdotho Rosh Ichudo Temurahzo Achad," which means "one is his beginning, one is his individuality, his permutation is one."

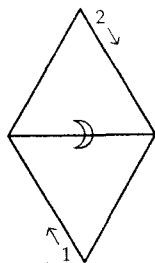
¹⁴ Note that the correct form of this glyph changes with the phases of the moon. Employ ☾ when the Moon is waxing, Employ ☿ for the waning Moon, ☽ at the time of the full Moon, and ● at the time of the new Moon. Use these alternating forms whenever possible. As a last resort, use ☾ as a default form, although this is technically incorrect and should be avoided.

[shâ-dî êl kî], of King 'Blumaza' [blû-mâ-zâ], and of Prince 'Bralges' [brâl-gês], I invoke you, you Archangels, Angels, and Ministers of the Tablet of Luna."

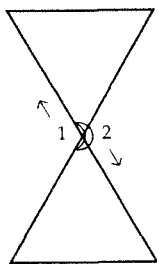
13. Pierce the center of the Hexagram, and trace a line of white Light as you move to the South. Finish the line at the point where the center of the next Hexagram will be.
14. Trace a blue Invoking Lunar Hexagram (Southern form) and an orange \aleph in its center, while vibrating "אֶרְאֵהוּ" [â-râ-rè-tâ]. Trace an orange Lunar glyph in its center, while vibrating "שְׁדֵי אֵל קִי" [shâ-dî êl kî]. Project blue Light through it, using the Sign of the Enterer.



15. Give the LVX Signs.
16. Raise your arms, reaching outward and slightly upward. Proclaim (and vibrate as indicated): "In the Name of the Lord "שְׁדֵי אֵל קִי" [shâ-dî êl kî], of King 'Blumaza' [blû-mâ-zâ], and of Prince 'Bralges' [brâl-gês], I invoke you, you Archangels, Angels, and Ministers of the Tablet of Luna."
17. Pierce the center of the Hexagram, and trace a line of white Light as you move to the West. Finish the line at the point where the center of the next Hexagram will be.
18. Trace a blue Invoking Lunar Hexagram (Western form) and an orange \aleph in its center, while vibrating "אֶרְאֵהוּ" [â-râ-rè-tâ]. Trace an orange Lunar glyph in its center, while vibrating "שְׁדֵי אֵל קִי" [shâ-dî êl kî]. Project blue Light through it, using the Sign of the Enterer.



19. Give the LVX Signs.
20. Raise your arms, reaching outward and slightly upward. Proclaim (and vibrate as indicated): "In the Name of the Lord 'שְׁדֵי אֵל קִי' [shâ-dî êl kî], of King 'Blumaza' [blû-mâ-zâ], and of Prince 'Bralges' [brâl-gês], I invoke you, you Archangels, Angels, and Ministers of the Tablet of Luna."
21. Pierce the center of the Hexagram, and trace a line of white Light as you move to the North. Finish the line at the point where the center of the next Hexagram will be.
22. Trace a blue Invoking Lunar Hexagram (Northern form) and an orange **N** in its center, while vibrating "ארררתא" [â-râ-rê-tâ]. Trace an orange Lunar glyph in its center, while vibrating "שְׁדֵי אֵל קִי" [shâ-dî êl kî]. Project blue Light through it, using the Sign of the Enterer.



23. Give the LVX Signs.
24. Raise your arms, reaching outward and slightly upward. Proclaim (and vibrate as indicated): "In the Name of the Lord 'שְׁדֵי אֵל קִי' [shâ-dî êl kî], of King 'Blumaza' [blû-mâ-zâ], and of Prince 'Bralges' [brâl-gês], I invoke you, you Archangels, Angels, and Ministers of the Tablet of Luna."
25. Pierce the center of the Hexagram, and trace a line of white Light

as you move to the East. Complete the Circle by finishing the line in the center of the first Hexagram (i.e., where you began).

26. Go and face, across the Altar, the current physical location of the Moon.¹⁵
27. Pause and close your eyes for a moment. Visualize again the God Form of Isis which you continue to assume, dressed in blue with orange trim, while vibrating "Isis" [è-sêt].
28. Facing the Moon, trace a blue Invoking Lunar Hexagram (Supreme form) and an orange **N** in its center, while vibrating "ארררתא" [â-râ-rê-tâ]. Trace an orange Lunar glyph in its center, while vibrating "שְׁדֵי אֵל קִי" [shâ-dî êl kî]. Project blue Light through it, using the Sign of the Enterer.



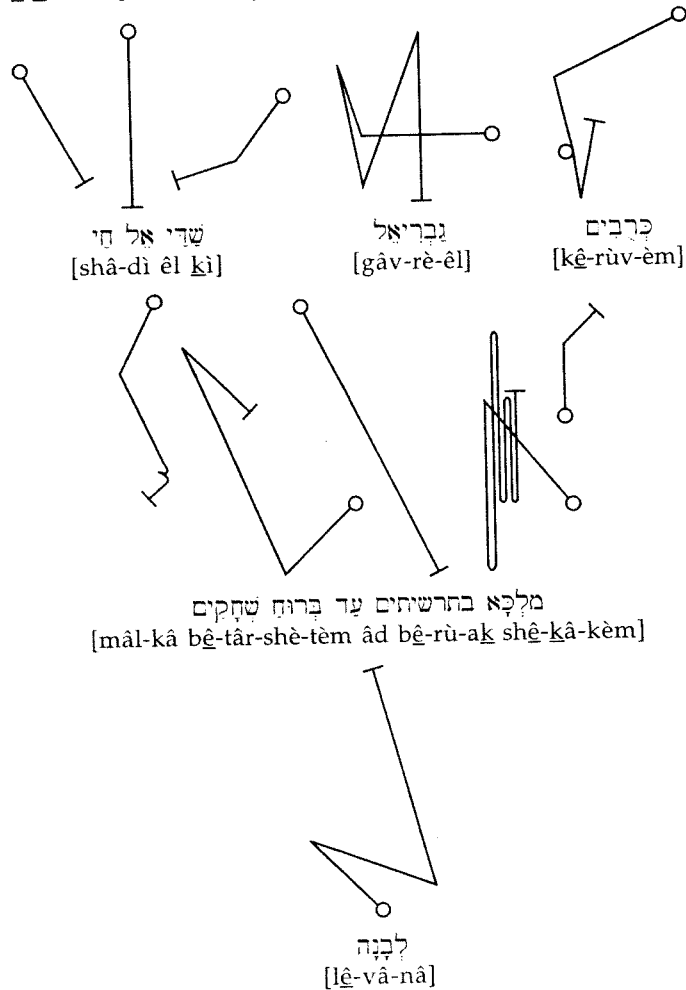
29. Give the LVX Signs.
30. Raise your arms, reaching outward and slightly upward. Proclaim (and vibrate as indicated): "In the Name of the Lord 'שְׁדֵי אֵל קִי' [shâ-dî êl kî], of King 'Blumaza' [blû-mâ-zâ], and of Prince 'Bralges' [brâl-gês], I invoke you, you Archangels, Angels, and Ministers of the Tablet of Luna."
31. Each of the Names in the following Invocation should be vibrated twice. The first time, vibrate the Name while you trace it in Hebrew (over the Hexagram, from right to left). The second time, vibrate the Name again, while you trace its Sigil,¹⁶ as shown below. Proclaim: "In the Name of the Lord 'שְׁדֵי אֵל קִי' [shâ-dî êl kî],¹⁷ of the Archangel 'גַּבְרִיאֵל' [gâv-rê-êl], of the Choir of Angels 'כְּרַבִּים' [kê-rûv-èm], and of the Planetary Intelligence of the Intelligences 'מַלְכָּא בְּתַרְשֵׁתִים עַד בְּרוּחַ שְׁחָקִים' [mâl-kâ bê-târ-shè-tèm âd bê-rû-

¹⁵ See the chapter introduction for more information and other options.

¹⁶ Note that when tracing Sigils, do not trace either the circle or the perpendicular line at the beginning or the end. Trace from the circle, finishing at the perpendicular line. When tracing Sigils for Names with more than one word, the sequence of the Sigils proceeds from right to left as do the words of the Name in Hebrew. Note further that when tracing Hebrew names in the air, all vowel pointation should be omitted.

¹⁷ The names of the Sephiroth, the Palaces of Assiah, as well as the corresponding names of God, Archangels, and Angels derive from Agrippa, *Three Books of Occult Philosophy*, pp. 288-289 and pp. 468-469.

ak shê-kâ-kèm],¹ I invoke you, you Forces of 'לְבָנָה' [lê-vâ-nâ]."



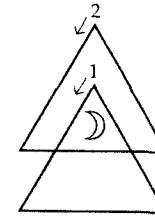
¹ The Sigils of the Planetary Intelligences and Spirits derive not from the Rose, but rather from a system of Magic Squares called the Kameoth. The names of the Kameothic Hierarchy (i.e. the Intelligences and Spirits [Demons] of the Planets) may be found in Agrippa, *Three Books of Occult Philosophy*, pp. 318-328. For a description of the Kameothic system and an explanation of the derivation of the Sigils see, *ibid.*, pp. 733-751. Donald Tyson has done a marvelous job of restoring the Sigils. His restoration of the Name of the Intelligence of the Moon is of particular magical value. All Sigils for Kameothic Entities in this book have been redrawn from the Kameoth, in recognition of the Tyson's insights, but conforming their style with the other Sigils.

32. Vibrate the seventh Enochian Call as listed in appendix I, "Enochian Calls" (optional).
33. Extend your arms outward and upward. Proclaim: "I invoke you, you Angels of the celestial Spheres, whose dwelling is in the Invisible. You are the Guardians of the Gates of the Universe. May you also be the Guardians of this Mystic Sphere. Keep far removed the Evil and the Unbalanced. Strengthen and inspire me, so that I may preserve unsullied this Abode of the Mysteries of the Eternal Gods. Let my Sphere be pure and holy, so that I may enter in, and become a partaker of, the Light Divine."
34. Give the LVX Signs, and remain thus for a short time, while you feel the invoked Energies.
35. Go to the Northeast corner of the Circle, and face outward. Extend your arms outward and upward, and proclaim: "The visible Sun is the dispenser of Light to the Earth. Let me form therefore a Vortex in this Chamber, that the invisible Light of the Spirit shall shine therein from above."
36. Circumambulate nine times around the perimeter of the Circle. Imagine Magical Current flowing through you, and visualize a clockwise-spinning Vortex being created as you move. Give the Sign of the Enterer each time that you pass by the Eastern end of the Circle (in the direction you are going, without stopping). Finish in the Northeast.
37. Go to the West of the Altar, facing East. Perform the Rite of Adoration of the Lord of the Universe.
38. State clearly the Magical Intentions of the Ritual. For example: "It is the Intention of this Ritual that the Energies of the Moon shall be awakened in my Sphere of Sensation ('Aura'), and that I shall eventually attain the Knowledge of, and Conversation with, my Divine Genius ('Holy Guardian Angel')."
39. Perform the Ritual of the Middle Pillar. This activates and equilibrates the invoked Forces in your Sphere of Sensation (optional).
40. Facing the location of the Moon, skry to the Plane of the invoked Forces (optional). When finished, make a sketch, drawing, or painting of any encountered images or beings, and write a brief description of any visionary experience. This material should be carefully recorded for entry into the Magical Diary.
41. Perform the Rite of the Magical Eucharist (optional).
42. Carefully wrap and put away your Lotus Wand, to avoid any acci-

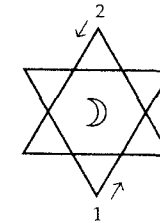
- dental dissipation of its charged Force.
43. Go to the Southeast corner.
 44. Reverse circumambulate nine times around the perimeter of the Circle. As you move, imagine Magical Current flowing through you, and visualize the Vortex of Magical Energy, which you created earlier, reversing and dissipating. Give the Sign of the Enterer each time that you pass by the Eastern end of the Circle (in the direction you are going, without stopping). Finish in the Southeast.
 45. Go to the West of the Altar, facing East, and perform the Rite of Adoration of the Lord of the Universe.
 46. Pause and close your eyes for a moment. Visualize again the God Form of Isis, dressed in blue with orange trim. Divest yourself of the God Form of Isis, while vibrating "Isis" [è-sêt]. Likewise divest yourself of any other God Forms which may have been assumed during preliminary Invocations (e.g., of the Highest Divine Force).
 47. Perform the Greater Banishing Ritual of the Hexagram for Luna.
 48. Perform the Lesser Banishing Ritual of the Pentagram.
 49. Perform the Lesser Banishing Ritual of the Hexagram.
 50. Knock nine times upon the Altar and proclaim: "I now release any Spirits which may have been imprisoned by this Ritual. Go now, with the Blessings of "שְׂדֵי אֵל קַי" [shâ-dî êl kî]. May there always be peace between us, and may you always come when you are called. I now Declare this Ritual duly closed."

Greater Banishing Ritual of the Hexagram, Luna

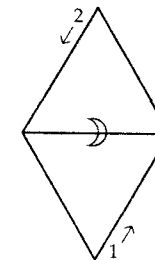
1. Look around, and assure yourself that you will not accidentally banish the charged Force of any consecrated Magical Implements.
2. Stand West of the Altar, facing East. Perform the Rite of the Qabalistic Cross.
3. Pick up your Planetary Banishing Dagger. Go to the Eastern end of the Circle. Stand facing outward.
4. Trace a blue Banishing Lunar Hexagram (Eastern form) and an orange ☿ in its center, while vibrating "אֶרְאֵהוּ" [â-râ-rè-tâ]. Trace an orange Lunar glyph in its center, while vibrating "שְׂדֵי אֵל קַי" [shâ-dî êl kî]. Project blue Light through it, using the Sign of the Enterer. Give the Sign of Silence.



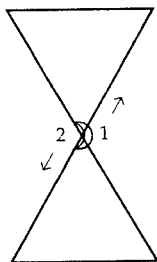
5. Pierce the center of the Hexagram, and trace a line of white Light as you move to the South. Finish the line at the point where the center of the next Hexagram will be.
6. Trace a blue Banishing Lunar Hexagram (Southern form) and an orange ☿ in its center, while vibrating "אֶרְאֵהוּ" [â-râ-rè-tâ]. Trace an orange Lunar glyph in its center, while vibrating "שְׂדֵי אֵל קַי" [shâ-dî êl kî]. Project blue Light through it, using the Sign of the Enterer. Give the Sign of Silence.



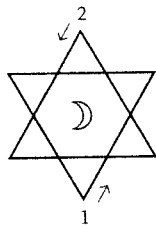
7. Pierce the center of the Hexagram, and trace a line of white Light as you move to the West. Finish the line at the point where the center of the next Hexagram will be.
8. Trace a blue Banishing Lunar Hexagram (Western form) and an orange ☿ in its center, while vibrating "אֶרְאֵהוּ" [â-râ-rè-tâ]. Trace an orange Lunar glyph in its center, while vibrating "שְׂדֵי אֵל קַי" [shâ-dî êl kî]. Project blue Light through it, using the Sign of the Enterer. Give the Sign of Silence.



9. Pierce the center of the Hexagram, and trace a line of white Light as you move to the North. Finish the line at the point where the center of the next Hexagram will be.
10. Trace a blue Banishing Lunar Hexagram (Northern form) and an orange ☿ in its center, while vibrating "ארררת" [â-râ-rè-tâ]. Trace an orange Lunar glyph in its center, while vibrating "אל די שדי" [shâ-dî êl kî]. Project blue Light through it, using the Sign of the Enterer. Give the Sign of Silence.



11. Pierce the center of the Hexagram, and trace a line of white Light as you move to the East. Complete the Circle by finishing the line in the center of the first Hexagram (i.e., where you began).
12. Go and face, across the Altar, the current physical location of the Moon.
13. Facing the Moon, trace a blue Banishing Lunar Hexagram (Supreme form) and an orange ☿ in its center, while vibrating "ארררת" [â-râ-rè-tâ]. Trace an orange Lunar glyph in its center, while vibrating "אל די שדי" [shâ-dî êl kî]. Project blue Light through it, using the Sign of the Enterer. Give the Sign of Silence.



14. Go to the West of the Altar, facing East. Perform the Analysis of the Key Word in closing.

Greater Invoking Ritual of the Hexagram, Mercury

Synopsis

- Altar:** Yellow Altar cloth, candle, incense, cup of water, Lotus (or Phoenix) Wand (wrapped), Planetary Banishing Dagger, materials for the Rite of the Magical Eucharist (optional).
- Enochian Tablets:** Sigillum Dei Aemeth (on the Altar), Mercury (East).
- Enochian Calls:** Fifth.
- Tarot Trump:** The Magician.
- Colors:** Yellow flashing with complementary violet.
- Day House:** Virgo (yellow-green).
- Night House:** Gemini (orange).
- Ideal Time:** Wednesday, during a Planetary Hour of Mercury.
- Scents:** Mastic, white sandalwood, mace, storax.

Ritual Precis:

1. Perform the Lesser Banishing Ritual of the Pentagram.
2. Perform the Lesser Banishing Ritual of the Hexagram.
3. Perform the Rite of Purification with Water and Consecration with Fire.
4. Unwrap the Lotus Wand.
5. Perform the Rite of the Qabalistic Cross.
6. Perform an Invocation of the Highest Divine Force.
7. Invoke Mercury in each of the four Quarters, and over the Altar (assuming the appropriate God Form, using the appropriate Hexagrams and Names). Trace the appropriate Sigils and Hebrew Names over the Altar, while vibrating the Names from the Sephirothic Hierarchy of Hod and the Kameothic Hierarchy of Mercury.
8. Circumambulate three times.
9. Perform the Rite of Adoration of the Lord of the Universe.
10. State all Magical Intentions.
11. Perform the Middle Pillar Ritual (optional).
12. Skry to the corresponding Planetary Plane (optional).
13. Perform the Rite of the Magical Eucharist (optional).
14. Wrap the Lotus Wand.
15. Reverse circumambulate three times.
16. Divest yourself of all God Forms assumed during the Ritual.
17. Perform the Greater Banishing Ritual of the Hexagram for the

Planet Mercury, by banishing Mercury in each of the four Quarters, as well as over the Altar (using the appropriate Hexagrams and Names).

18. Perform the Lesser Banishing Ritual of the Pentagram.
19. Perform the Lesser Banishing Ritual of the Hexagram.
20. Declare the Temple duly closed.

Ritual

1. Go to the Northeast corner. Stand facing outward, away from the Altar. Proclaim: "Hekas, Hekas Este Bebeloi" [hê-kâs hê-kâs ês-tê bê-bê-lòè].
2. Go to the West of the Altar, facing East. Perform the Lesser Banishing Ritual of the Pentagram.
3. Perform the Lesser Banishing Ritual of the Hexagram.
4. Perform the Rite of Purification with Water and Consecration with Fire.
5. Unwrap your Lotus Wand.
6. Perform the Rite of the Qabalistic Cross.
7. Perform an Invocation of the Highest Divine Force.
8. Pick up your Lotus Wand. Assume the God Form of Djehuti, dressed in yellow with violet trim, while vibrating "Djehuti" [jê-hù-tè].

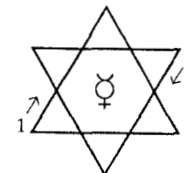


9. Go to the Eastern end of the Circle. Stand facing outward.

10. Holding the Lotus Wand by the correct, colored band,¹⁹ trace a yellow Invoking Mercury Hexagram (Eastern form) and a violet ♀ in its center, while vibrating "אררריהא" [â-râ-rè-tâ]. Trace a violet Mercury glyph in its center, while vibrating "אלהים צבאות" [ê-lò-hèm tsêv-â-òt]. Project yellow Light through it, using the Sign of the Enterer.



11. Give the LVX Signs.
12. Raise your arms, reaching outward and slightly upward. Proclaim (and vibrate as indicated): "In the Name of the Lord 'אלהים צבאות' [ê-lò-hèm tsêv-â-òt], of King 'Bnaspol' [bê-nâs-pòl], and of Prince 'Blisdon' [blès-dôn], I invoke you, you Archangels, Angels, and Ministers of the Tablet of Mercury."
13. Pierce the center of the Hexagram, and trace a line of white Light as you move to the South. Finish the line at the point where the center of the next Hexagram will be.
14. Trace a yellow Invoking Mercury Hexagram (Southern form) and a violet ♀ in its center, while vibrating "אררריהא" [â-râ-rè-tâ]. Trace a violet Mercury glyph in its center, while vibrating "אלהים צבאות" [ê-lò-hèm tsêv-â-òt]. Project yellow Light through it, using the Sign of the Enterer.

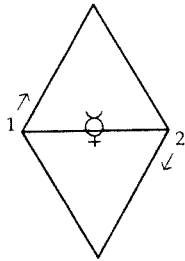


15. Give the LVX Signs.
16. Raise your arms, reaching outward and slightly upward. Proclaim

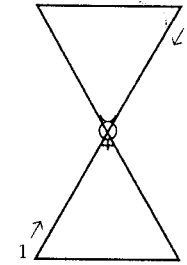
¹⁹ I.e., yellow-green (Virgo) by day, orange (Gemini) by night, or by the band corresponding to the Sidereal Zodiacal Sign where Mercury is presently located.

(and vibrate as indicated): "In the Name of the Lord 'אלהים צבאות' [ê-lò-hèm tsêv-â-òt], of King 'Bnaspol' [bê-nâs-pòl], and of Prince 'Blisdon' [blès-dôn], I invoke you, you Archangels, Angels, and Ministers of the Tablet of Mercury."

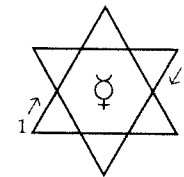
17. Pierce the center of the Hexagram, and trace a line of white Light as you move to the West. Finish the line at the point where the center of the next Hexagram will be.
18. Trace a yellow Invoking Mercury Hexagram (Western form) and a violet ♀ in its center, while vibrating "ארריתא" [â-râ-rè-tâ]. Trace a violet Mercury glyph in its center, while vibrating "אלהים צבאות" [ê-lò-hèm tsêv-â-òt]. Project yellow Light through it, using the Sign of the Enterer.



19. Give the LVX Signs.
20. Raise your arms, reaching outward and slightly upward. Proclaim (and vibrate as indicated): "In the Name of the Lord 'אלהים צבאות' [ê-lò-hèm tsêv-â-òt], of King 'Bnaspol' [bê-nâs-pòl], and of Prince 'Blisdon' [blès-dôn], I invoke you, you Archangels, Angels, and Ministers of the Tablet of Mercury."
21. Pierce the center of the Hexagram, and trace a line of white Light as you move to the North. Finish the line at the point where the center of the next Hexagram will be.
22. Trace a yellow Invoking Mercury Hexagram (Northern form) and a violet ♂ in its center, while vibrating "ארריתא" [â-râ-rè-tâ]. Trace a violet Mercury glyph in its center, while vibrating "אלהים צבאות" [ê-lò-hèm tsêv-â-òt]. Project yellow Light through it, using the Sign of the Enterer.

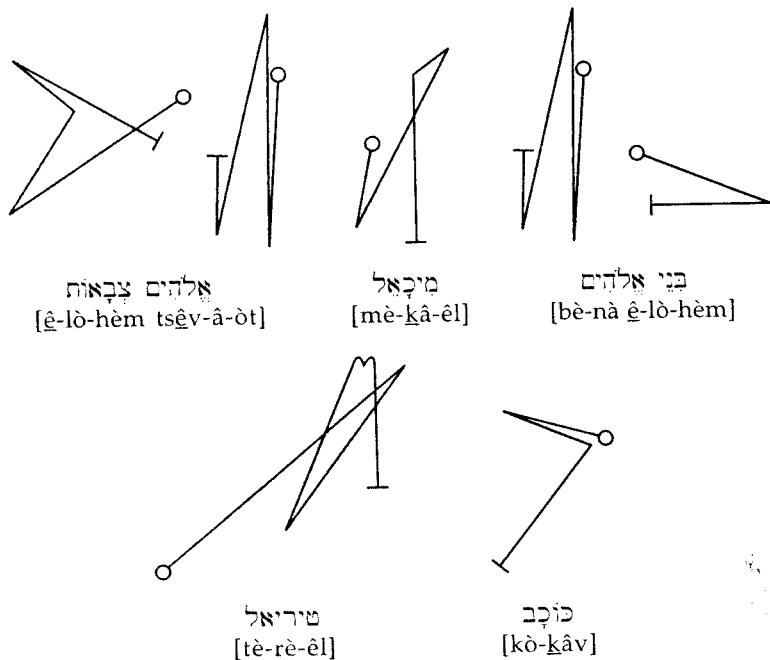


23. Give the LVX Signs.
24. Raise your arms, reaching outward and slightly upward. Proclaim (and vibrate as indicated): "In the Name of the Lord 'אלהים צבאות' [ê-lò-hèm tsêv-â-òt], of King 'Bnaspol' [bê-nâs-pòl], and of Prince 'Blisdon' [blès-dôn], I invoke you, you Archangels, Angels, and Ministers of the Tablet of Mercury."
25. Pierce the center of the Hexagram, and trace a line of white Light as you move to the East. Complete the Circle by finishing the line in the center of the first Hexagram (i.e., where you began).
26. Go and face, across the Altar, the current location of Mercury.
27. Pause and close your eyes for a moment. Visualize again the God Form of Djehuti which you continue to assume, dressed in yellow with violet trim, while vibrating "Djehuti" [jê-hù-tè].
28. Facing Mercury, trace a yellow Invoking Mercury Hexagram (Supreme form) and a violet ♀ in its center, while vibrating "ארריתא" [â-râ-rè-tâ]. Trace a violet Mercury glyph in its center, while vibrating "אלהים צבאות" [ê-lò-hèm tsêv-â-òt]. Project yellow Light through it, using the Sign of the Enterer.



29. Give the LVX Signs.
30. Raise your arms, reaching outward and slightly upward. Proclaim (and vibrate as indicated): "In the Name of the Lord 'אלהים צבאות' [ê-lò-hèm tsêv-â-òt], of King 'Bnaspol' [bê-nâs-pòl], and of Prince 'Blisdon' [blès-dôn], I invoke you, you Archangels, Angels, and Ministers of the Tablet of Mercury."

31. Each of the Names in the following Invocation should be vibrated twice. The first time, vibrate the Name while you trace it in Hebrew (over the Hexagram, from right to left). The second time, vibrate the Name again, while you trace its Sigil, as shown below. Proclaim: "In the Name of the Lord 'אלהים צבאות' [ê-lò-hèm tsêv-â-òt], of the Archangel 'מיקאל' [mè-kâ-êl], of the Choir of Angels 'בני אלהים' [bè-nà ê-lò-hèm], and of the Planetary Intelligence 'טיריאל' [tè-rè-êl], I invoke you, you Forces of 'פוכב' [kò-kâv]."



32. Vibrate the fifth Enochian Call as listed in appendix I, "Enochian Calls" (optional).
33. Extend your arms outward and upward. Proclaim: "I invoke you, you Angels of the celestial Spheres, whose dwelling is in the Invisible. You are the Guardians of the Gates of the Universe. May you also be the Guardians of this Mystic Sphere. Keep far removed the Evil and the Unbalanced. Strengthen and inspire me, so that I may preserve unsullied this Abode of the Mysteries of the Eternal Gods. Let my Sphere be pure and holy, so that I may enter in, and become a partaker of, the Light Divine."

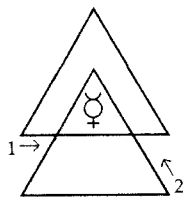
34. Give the LVX Signs, and remain thus for a short time, while you feel the invoked Energies.
35. Go to the Northeast corner of the Circle, and face outward. Extend your arms outward and upward, and proclaim: "The visible Sun is the dispenser of Light to the Earth. Let me form therefore a Vortex in this Chamber, that the invisible Light of the Spirit shall shine therein from above."
36. Circumambulate eight times around the perimeter of the Circle. Imagine Magical Current flowing through you, and visualize a clockwise-spinning Vortex being created as you move. Give the Sign of the Enterer each time that you pass by the Eastern end of the Circle (in the direction you are going, without stopping). Finish in the Northeast.
37. Go to the West of the Altar, facing East. Perform the Rite of Adoration of the Lord of the Universe.
38. State clearly the Magical Intentions of the Ritual. For example: "It is the Intention of this Ritual that the Energies of the Planet Mercury shall be awakened in my Sphere of Sensation ('Aura'), and that I shall eventually attain the Knowledge of, and Conversation with, my Divine Genius ('Holy Guardian Angel')."
39. Perform the Ritual of the Middle Pillar. This activates and equilibrates the invoked Forces in your Sphere of Sensation (optional).
40. Facing the location of Mercury, skry to the Plane of the invoked Forces (optional). When finished, make a sketch, drawing, or painting of any encountered images or beings, and write a brief description of any visionary experience. This material should be carefully recorded for entry into the Magical Diary.
41. Perform the Rite of the Magical Eucharist (optional).
42. Carefully wrap and put away your Lotus Wand, to avoid any accidental dissipation of its charged Force.
43. Go to the Southeast corner.
44. Reverse circumambulate eight times around the perimeter of the Circle. As you move, imagine Magical Current flowing through you, and visualize the Vortex of Magical Energy, which you created earlier, reversing and dissipating. Give the Sign of the Enterer each time that you pass by the Eastern end of the Circle (in the direction you are going, without stopping). Finish in the Southeast.
45. Go to the West of the Altar, facing East, and perform the Rite of Adoration of the Lord of the Universe.
46. Pause and close your eyes for a moment. Visualize again the God

Form of Djehuti, dressed in yellow with violet trim. Divest yourself of the God Form of Djehuti, while vibrating "Djehuti" [jê-hû-tè]. Likewise divest yourself of any other God Forms which may have been assumed during preliminary Invocations (e.g., of the Highest Divine Force).

47. Perform the Greater Banishing Ritual of the Hexagram for the Planet Mercury.
48. Perform the Lesser Banishing Ritual of the Pentagram.
49. Perform the Lesser Banishing Ritual of the Hexagram.
50. Knock eight times upon the Altar and proclaim: "I now release any Spirits which may have been imprisoned by this Ritual. Go now, with the Blessings of 'אַלְהֵיִם צְבָאוֹת' [ê-lò-hèm tsêv-â-òt]. May there always be peace between us, and may you always come when you are called. I now Declare this Ritual duly closed."

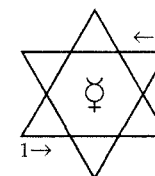
Greater Banishing Ritual of the Hexagram, Mercury

1. Look around, and assure yourself that you will not accidentally banish the charged Force of any consecrated Magical Implements.
2. Stand West of the Altar, facing East. Perform the Rite of the Qabalistic Cross.
3. Pick up your Planetary Banishing Dagger. Go to the Eastern end of the Circle. Stand facing outward.
4. Trace a yellow Banishing Mercury Hexagram (Eastern form) and a violet ⚔ in its center, while vibrating "אַרְאֵרִיתָא" [â-râ-rè-tâ]. Trace a violet Mercury glyph in its center, while vibrating "אַלְהֵיִם צְבָאוֹת" [ê-lò-hèm tsêv-â-òt]. Project yellow Light through it, using the Sign of the Enterer. Give the Sign of Silence.

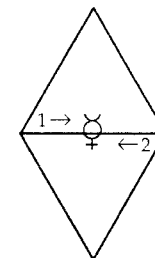


5. Pierce the center of the Hexagram, and trace a line of white Light as you move to the South. Finish the line at the point where the center of the next Hexagram will be.
6. Trace a yellow Banishing Mercury Hexagram (Southern form) and a violet ⚔ in its center, while vibrating "אַרְאֵרִיתָא" [â-râ-rè-tâ].

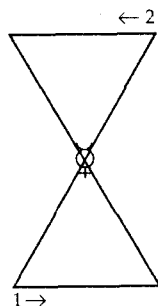
Trace a violet Mercury glyph in its center, while vibrating "אַלְהֵיִם צְבָאוֹת" [ê-lò-hèm tsêv-â-òt]. Project yellow Light through it, using the Sign of the Enterer. Give the Sign of Silence.



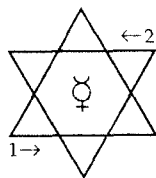
7. Pierce the center of the Hexagram, and trace a line of white Light as you move to the West. Finish the line at the point where the center of the next Hexagram will be.
8. Trace a yellow Banishing Mercury Hexagram (Western form) and a violet ⚔ in its center, while vibrating "אַרְאֵרִיתָא" [â-râ-rè-tâ]. Trace a violet Mercury glyph in its center, while vibrating "אַלְהֵיִם צְבָאוֹת" [ê-lò-hèm tsêv-â-òt]. Project yellow Light through it, using the Sign of the Enterer. Give the Sign of Silence.



9. Pierce the center of the Hexagram, and trace a line of white Light as you move to the North. Finish the line at the point where the center of the next Hexagram will be.
10. Trace a yellow Banishing Mercury Hexagram (Northern form) and a violet ⚔ in its center, while vibrating "אַרְאֵרִיתָא" [â-râ-rè-tâ]. Trace a violet Mercury glyph in its center, while vibrating "אַלְהֵיִם צְבָאוֹת" [ê-lò-hèm tsêv-â-òt]. Project yellow Light through it, using the Sign of the Enterer. Give the Sign of Silence.



11. Pierce the center of the Hexagram, and trace a line of white Light as you move to the East. Complete the Circle by finishing the line in the center of the first Hexagram (i.e., where you began).
12. Go and face, across the Altar, the current physical location of Mercury.
13. Facing Mercury, trace a yellow Banishing Mercury Hexagram (Supreme form) and a violet ⚔ in its center, while vibrating "אֶרְאֵהוּ" [â-râ-rè-tâ]. Trace a violet Mercury glyph in its center, while vibrating "אֶלְהִים צְבָאוֹת" [ê-lò-hèm tsêv-â-òt]. Project yellow Light through it, using the Sign of the Enterer. Give the Sign of Silence.



14. Go to the West of the Altar, facing East. Perform the Analysis of the Key Word in closing.

Greater Invoking Ritual of the Hexagram, Venus

Synopsis

Altar: Green Altar cloth, candle, incense, cup of water, Lotus (or Phoenix) Wand (wrapped), Planetary Banishing Dagger, materials for the Rite of the Magical Eucharist (optional).

Enochian Tablets: Sigillum Dei Aemeth (on the Altar), Venus (East).


Enochian Calls: First.
Tarot Trump: The Empress.
Colors: Green flashing with complementary red.
Day House: Libra (green).
Night House: Taurus (red-orange).
Ideal Time: Friday, during a Planetary Hour of Venus.
Scents: Sandalwood, myrtle, rose.

Ritual Precis

1. Perform the Lesser Banishing Ritual of the Pentagram.
2. Perform the Lesser Banishing Ritual of the Hexagram.
3. Perform the Rite of Purification with Water and Consecration with Fire.
4. Unwrap the Lotus Wand.
5. Perform the Rite of the Qabalistic Cross.
6. Perform an Invocation of the Highest Divine Force.
7. Invoke Venus in each of the four Quarters, and over the Altar (assuming the appropriate God Form, using the appropriate Hexagrams and Names). Trace the appropriate Sigils and Hebrew Names over the Altar, while vibrating the Names from the Sephirothic Hierarchy of Netsach and the Kameothic Hierarchy of Venus.
8. Circumambulate seven times.
9. Perform the Rite of Adoration of the Lord of the Universe.
10. State all Magical Intentions.
11. Perform the Middle Pillar Ritual (optional).
12. Skry to the corresponding Planetary Plane (optional).
13. Perform the Rite of the Magical Eucharist (optional).
14. Wrap the Lotus Wand.
15. Reverse circumambulate seven times.
16. Divest yourself of all God Forms assumed during the Ritual.
17. Perform the Greater Banishing Ritual of the Hexagram for the Planet Venus, by banishing Venus in each of the four Quarters, as well as over the Altar (using the appropriate Hexagrams and Names).
18. Perform the Lesser Banishing Ritual of the Pentagram.
19. Perform the Lesser Banishing Ritual of the Hexagram.
20. Declare the Temple duly closed.

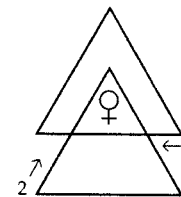
Ritual

1. Go to the Northeast corner. Stand facing outward, away from the Altar. Proclaim: "Hekas, Hekas Este Bebeloi" [hê-kâs hê-kâs ês-tê bê-bê-lòè].
2. Go to the West of the Altar, facing East. Perform the Lesser Banishing Ritual of the Pentagram.
3. Perform the Lesser Banishing Ritual of the Hexagram.
4. Perform the Rite of Purification with Water and Consecration with Fire.
5. Unwrap your Lotus Wand.
6. Perform the Rite of the Qabalistic Cross.
7. Perform an Invocation of the Highest Divine Force.
8. Pick up your Lotus Wand. Assume the God Form of Hathor, dressed in green with red trim, while vibrating "Hathor" [kêt krù].

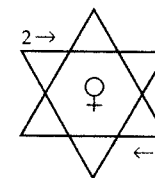


9. Go to the Eastern end of the Circle. Stand facing outward.
10. Holding the Lotus Wand by the correct, colored band,²⁰ trace a green Invoking Venus Hexagram (Eastern form) and a red ' in its center, while vibrating "ארררת" [â-râ-rê-tâ]. Trace a red Venus glyph in its center, while vibrating "יהוה צבאו" [yöd-hê-vâv-hê tsêv-â-öt]. Project green Light through it, using the Sign of the Enterer.

²⁰ I.e., green (Libra) by day, red-orange (Taurus) by night, or by the band corresponding to the Sidereal Zodiacal Sign where Venus is presently located.

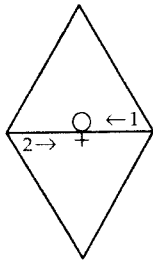


11. Give the LVX Signs.
12. Raise your arms, reaching outward and slightly upward. Proclaim (and vibrate as indicated): "In the Name of the Lord יהוה צבאו" [yöd-hê-vâv-hê tsêv-â-öt], of King 'Baligon' [bâ-lê-gòn], and of Prince 'Bagenol' [bâ-gê-nò], I invoke you, you Archangels, Angels, and Ministers of the Tablet of Venus."
13. Pierce the center of the Hexagram, and trace a line of white Light as you move to the South. Finish the line at the point where the center of the next Hexagram will be.
14. Trace a green Invoking Venus Hexagram (Southern form) and a red ' in its center, while vibrating "ארררת" [â-râ-rê-tâ]. Trace a red Venus glyph in its center, while vibrating "יהוה צבאו" [yöd-hê-vâv-hê tsêv-â-öt]. Project green Light through it, using the Sign of the Enterer.

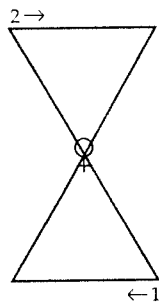


15. Give the LVX Signs.
16. Raise your arms, reaching outward and slightly upward. Proclaim (and vibrate as indicated): "In the Name of the Lord יהוה צבאו" [yöd-hê-vâv-hê tsêv-â-öt], of King 'Baligon' [bâ-lê-gòn], and of Prince 'Bagenol' [bâ-gê-nò], I invoke you, you Archangels, Angels, and Ministers of the Tablet of Venus."
17. Pierce the center of the Hexagram, and trace a line of white Light as you move to the West. Finish the line at the point where the center of the next Hexagram will be.
18. Trace a green Invoking Venus Hexagram (Western form) and a red ' in its center, while vibrating "ארררת" [â-râ-rê-tâ]. Trace a red Venus glyph in its center, while vibrating "יהוה צבאו" [yöd-hê-

vâv-hê tsêv-â-òt]. Project green Light through it, using the Sign of the Enterer.

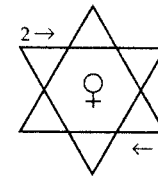


19. Give the LVX Signs.
20. Raise your arms, reaching outward and slightly upward. Proclaim (and vibrate as indicated): "In the Name of the Lord 'יהוה צבאות' [yòd-hê-vâv-hê tsêv-â-òt], of King 'Baligon' [bâ-lè-gòn], and of Prince 'Bagenol' [bâ-gê-nòl], I invoke you, you Archangels, Angels, and Ministers of the Tablet of Venus."
21. Pierce the center of the Hexagram, and trace a line of white Light as you move to the North. Finish the line at the point where the center of the next Hexagram will be.
22. Trace a green Invoking Venus Hexagram (Northern form) and a red 'v' in its center, while vibrating "ארראיהא" [â-râ-rè-tâ]. Trace a red Venus glyph in its center, while vibrating "יהוה צבאות" [yòd-hê-vâv-hê tsêv-â-òt]. Project green Light through it, using the Sign of the Enterer.

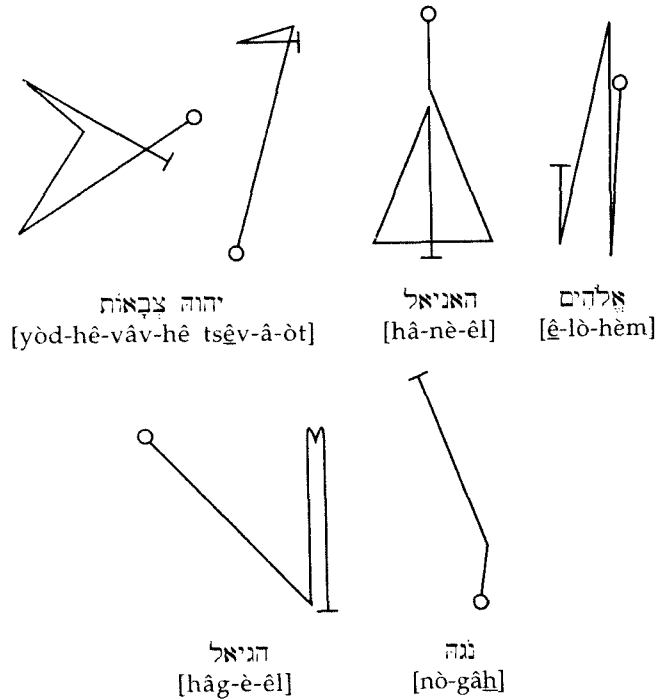


23. Give the LVX Signs.
24. Raise your arms, reaching outward and slightly upward. Proclaim (and vibrate as indicated): "In the Name of the Lord 'יהוה צבאות' [yòd-hê-vâv-hê tsêv-â-òt], of King 'Baligon' [bâ-lè-gòn], and of Prince 'Bagenol' [bâ-gê-nòl], I invoke you, you Archangels, Angels, and Ministers of the Tablet of Venus."

25. Pierce the center of the Hexagram, and trace a line of white Light as you move to the East. Complete the Circle by finishing the line in the center of the first Hexagram (i.e., where you began).
26. Go and face, across the Altar, the current location of Venus.
27. Pause and close your eyes for a moment. Visualize again the God Form of Hathor which you continue to assume, dressed in green with red trim, while vibrating "Hathor" [kêṯ krù].
28. Facing Venus, trace a green Invoking Venus Hexagram (Supreme form) and a red 'v' in its center, while vibrating "ארראיהא" [â-râ-rè-tâ]. Trace a red Venus glyph in its center, while vibrating "יהוה צבאות" [yòd-hê-vâv-hê tsêv-â-òt]. Project green Light through it, using the Sign of the Enterer.



29. Give the LVX Signs.
30. Raise your arms, reaching outward and slightly upward. Proclaim (and vibrate as indicated): "In the Name of the Lord 'יהוה צבאות' [yòd-hê-vâv-hê tsêv-â-òt], of King 'Baligon' [bâ-lè-gòn], and of Prince 'Bagenol' [bâ-gê-nòl], I invoke you, you Archangels, Angels, and Ministers of the Tablet of Venus."
31. Each of the Names in the following Invocation should be vibrated twice. The first time, vibrate the Name while you trace it in Hebrew (over the Hexagram, from right to left). The second time, vibrate the Name again, while you trace its Sigil, as shown below. Proclaim: "In the Name of the Lord 'יהוה צבאות' [yòd-hê-vâv-hê tsêv-â-òt], of the Archangel 'האניאל' [hâ-nè-él], of the Choir of Angels 'אלהים' [ê-lò-hèm], and of the Planetary Intelligence 'הניאל' [hâ-gê-él], I invoke you, you Forces of 'נגה' [nò-gâh]."



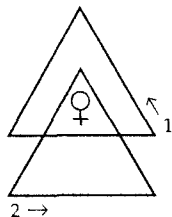
32. Vibrate the first Enochian Call as listed in appendix I, "Enochian Calls" (optional).
33. Extend your arms outward and upward. Proclaim: "I invoke you, you Angels of the celestial Spheres, whose dwelling is in the Invisible. You are the Guardians of the Gates of the Universe. May you also be the Guardians of this Mystic Sphere. Keep far removed the Evil and the Unbalanced. Strengthen and inspire me, so that I may preserve unsullied this Abode of the Mysteries of the Eternal Gods. Let my Sphere be pure and holy, so that I may enter in, and become a partaker of, the Light Divine."
34. Give the LVX Signs, and remain thus for a short time, while you feel the invoked Energies.
35. Go to the Northeast corner of the Circle, and face outward. Extend your arms outward and upward, and proclaim: "The visible Sun is the dispenser of Light to the Earth. Let me form therefore a Vortex in this Chamber, that the invisible Light of the Spirit shall shine therein from above."

36. Circumambulate seven times around the perimeter of the Circle. Imagine Magical Current flowing through you, and visualize a clockwise-spinning Vortex being created as you move. Give the Sign of the Enterer each time that you pass by the Eastern end of the Circle (in the direction you are going, without stopping). Finish in the Northeast.
37. Go to the West of the Altar, facing East. Perform the Rite of Adoration of the Lord of the Universe.
38. State clearly the Magical Intentions of the Ritual. For example: "It is the Intention of this Ritual that the Energies of the Planet Venus shall be awakened in my Sphere of Sensation ('Aura'), and that I shall eventually attain the Knowledge of, and Conversation with, my Divine Genius ('Holy Guardian Angel')."
39. Perform the Ritual of the Middle Pillar. This activates and equilibrates the invoked Forces in your Sphere of Sensation (optional).
40. Facing the location of Venus, skry to the Plane of the invoked Forces (optional). When finished, make a sketch, drawing, or painting of any encountered images or beings, and write a brief description of any visionary experience. This material should be carefully recorded for entry into the Magical Diary.
41. Perform the Rite of the Magical Eucharist (optional).
42. Carefully wrap and put away your Lotus Wand, to avoid any accidental dissipation of its charged Force.
43. Go to the Southeast corner.
44. Reverse circumambulate seven times around the perimeter of the Circle. As you move, imagine Magical Current flowing through you, and visualize the Vortex of Magical Energy, which you created earlier, reversing and dissipating. Give the Sign of the Enterer each time that you pass by the Eastern end of the Circle (in the direction you are going, without stopping). Finish in the Southeast.
45. Go to the West of the Altar, facing East, and perform the Rite of Adoration of the Lord of the Universe.
46. Pause and close your eyes for a moment. Visualize again the God Form of Hathor, dressed in green with red trim. Divest yourself of the God Form of Hathor, while vibrating "Hathor" [kêṭ krù]. Likewise divest yourself of any other God Forms which may have been assumed during preliminary Invocations (e.g., of the Highest Divine Force).
47. Perform the Greater Banishing Ritual of the Hexagram for the Planet Venus.

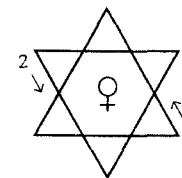
48. Perform the Lesser Banishing Ritual of the Pentagram.
49. Perform the Lesser Banishing Ritual of the Hexagram.
50. Knock seven times upon the Altar and proclaim: "I now release any Spirits which may have been imprisoned by this Ritual. Go now, with the Blessings of 'יהוה צבאות' [yòd-hê-vâv-hê tsêv-â-òt]. May there always be peace between us, and may you always come when you are called. I now Declare this Ritual duly closed."

Greater Banishing Ritual of the Hexagram, Venus

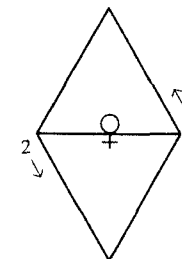
1. Look around, and assure yourself that you will not accidentally banish the charged Force of any consecrated Magical Implements.
2. Stand West of the Altar, facing East. Perform the Rite of the Qabalistic Cross.
3. Pick up your Planetary Banishing Dagger. Go to the Eastern end of the Circle. Stand facing outward.
4. Trace a green Banishing Venus Hexagram (Eastern form) and a red ' in its center, while vibrating "ארריתא" [â-râ-rê-tâ]. Trace a red Venus glyph in its center, while vibrating "יהוה צבאות" [yòd-hê-vâv-hê tsêv-â-òt]. Project green Light through it, using the Sign of the Enterer. Give the Sign of Silence.



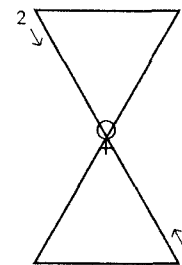
5. Pierce the center of the Hexagram, and trace a line of white Light as you move to the South. Finish the line at the point where the center of the next Hexagram will be.
6. Trace a green Banishing Venus Hexagram (Southern form) and a red ' in its center, while vibrating "ארריתא" [â-râ-rê-tâ]. Trace a red Venus glyph in its center, while vibrating "יהוה צבאות" [yòd-hê-vâv-hê tsêv-â-òt]. Project green Light through it, using the Sign of the Enterer. Give the Sign of Silence.



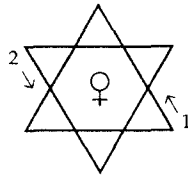
7. Pierce the center of the Hexagram, and trace a line of white Light as you move to the West. Finish the line at the point where the center of the next Hexagram will be.
8. Trace a green Banishing Venus Hexagram (Western form) and a red ' in its center, while vibrating "ארריתא" [â-râ-rê-tâ]. Trace a red Venus glyph in its center, while vibrating "יהוה צבאות" [yòd-hê-vâv-hê tsêv-â-òt]. Project green Light through it, using the Sign of the Enterer. Give the Sign of Silence.



9. Pierce the center of the Hexagram, and trace a line of white Light as you move to the North. Finish the line at the point where the center of the next Hexagram will be.
10. Trace a green Banishing Venus Hexagram (Northern form) and a red ' in its center, while vibrating "ארריתא" [â-râ-rê-tâ]. Trace a red Venus glyph in its center, while vibrating "יהוה צבאות" [yòd-hê-vâv-hê tsêv-â-òt]. Project green Light through it, using the Sign of the Enterer. Give the Sign of Silence.



11. Pierce the center of the Hexagram, and trace a line of white Light as you move to the East. Complete the Circle by finishing the line in the center of the first Hexagram (i.e., where you began).
12. Go and face, across the Altar, the current physical location of Venus.
13. Facing Venus, trace a green Banishing Venus Hexagram (Supreme form) and a red ♀ in its center, while vibrating "ארררררר" [â-râ-rè-tâ]. Trace a red Venus glyph in its center, while vibrating "צצצצצצ" [yòd-hê-vâv-hê tsêv-â-òt]. Project green Light through it, using the Sign of the Enterer. Give the Sign of Silence.



14. Go to the West of the Altar, facing East. Perform the Analysis of the Key Word in closing.

Greater Invoking Ritual of the Hexagram, Sol

Synopsis

Altar:	Orange Altar cloth, candle, incense, cup of water, Lotus (or Phoenix) Wand (wrapped), Planetary Banishing Dagger, materials for the Rite of the Magical Eucharist (optional).
Enochian Tablets:	Sigillum Dei Aemeth (on the Altar), Solar (East).
Enochian Calls:	Second.
Tarot Trump:	The Sun.
Colors:	Orange with complementary blue.
Day House:	Leo (yellow).
Night House:	Leo (yellow).
Ideal Time:	Sunday, during a Planetary Hour of the Sun.
Scents:	Olibanum, cinnamon.


Ritual Precis

1. Perform the Lesser Banishing Ritual of the Pentagram.
2. Perform the Lesser Banishing Ritual of the Hexagram.
3. Perform the Rite of Purification with Water and Consecration

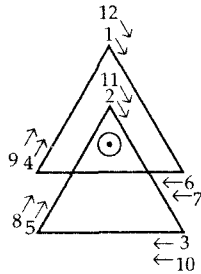
- with Fire.
4. Unwrap the Lotus Wand.
5. Perform the Rite of the Qabalistic Cross.
6. Perform an Invocation of the Highest Divine Force.
7. Invoke Sol in each of the four Quarters, and over the Altar (assuming the appropriate God Form, using the appropriate Hexagrams and Names). Trace the appropriate Sigils and Hebrew Names over the Altar, while vibrating the Names from the Sephirothic Hierarchy of Tiphareth and the Kameothic Hierarchy of the Sun.
8. Circumambulate six times.
9. Perform the Rite of Adoration of the Lord of the Universe.
10. State all Magical Intentions.
11. Perform the Middle Pillar Ritual (optional).
12. Skry to the corresponding Planetary Plane (optional).
13. Perform the Rite of the Magical Eucharist (optional).
14. Wrap the Lotus Wand.
15. Reverse circumambulate six times.
16. Divest yourself of all God Forms assumed during the Ritual.
17. Perform the Greater Banishing Ritual of the Hexagram for the Sun, by banishing Sol in each of the four Quarters, as well as over the Altar (using the appropriate Hexagrams and Names).
18. Perform the Lesser Banishing Ritual of the Pentagram.
19. Perform the Lesser Banishing Ritual of the Hexagram.
20. Declare the Temple duly closed.

Ritual

1. Go to the Northeast corner. Stand facing outward, away from the Altar. Proclaim: "Hekas, Hekas Este Bebeloi" [hê-kâs hê-kâs ês-tê bê-bê-lòè].
2. Go to the West of the Altar, facing East. Perform the Lesser Banishing Ritual of the Pentagram.
3. Perform the Lesser Banishing Ritual of the Hexagram.
4. Perform the Rite of Purification with Water and Consecration with Fire.
5. Unwrap your Lotus Wand.
6. Perform the Rite of the Qabalistic Cross.
7. Perform an Invocation of the Highest Divine Force.
8. Pick up your Lotus Wand. Assume the God Form of Ra, dressed in orange with blue trim, while vibrating "Ra" [râ].



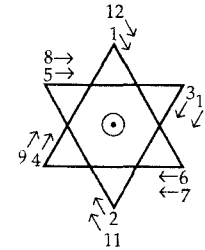
9. Go to the Eastern end of the Circle. Stand facing outward.
10. Holding the Lotus Wand by the correct, colored band,²¹ trace an orange Invoking Solar Hexagram (Eastern form) and a blue 7 in its center, while vibrating "אָרְרָרְתָּא" [â-râ-rè-tâ]. Trace a blue Solar glyph in its center, while vibrating "יְהוָה אֱלֹהֵי יְדֵעְתָּ" [yòd-hê-vâv-hê ê-lò-hâ vê-dâ-ât]. Project orange Light through it, using the Sign of the Enterer.



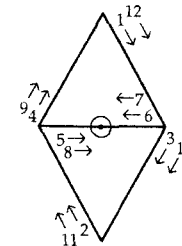
11. Give the LVX Signs.
12. Raise your arms, reaching outward and slightly upward. Proclaim (and vibrate as indicated): "In the Name of the Lord 'יְהוָה אֱלֹהֵי יְדֵעְתָּ' [yòd-hê-vâv-hê ê-lò-hâ vê-dâ-ât], of King 'Bobogel' [bò-bò-gêl], and of Prince 'Bornogo' [bòr-nò-gò], I invoke you, you Archangels, Angels, and Ministers of the Tablet of the Sun."

²¹ I.e., green (Libra) by day as well as by night, or by the band corresponding to the Sidereal Zodiacal Sign where the Sun is presently located.

13. Pierce the center of the Hexagram, and trace a line of white Light as you move to the South. Finish the line at the point where the center of the next Hexagram will be.
14. Trace an orange Invoking Solar Hexagram (Southern form) and a blue 7 in its center, while vibrating "אָרְרָרְתָּא" [â-râ-rè-tâ]. Trace a blue Solar glyph in its center, while vibrating "יְהוָה אֱלֹהֵי יְדֵעְתָּ" [yòd-hê-vâv-hê ê-lò-hâ vê-dâ-ât]. Project orange Light through it, using the Sign of the Enterer.

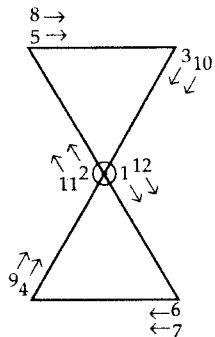


15. Give the LVX Signs.
16. Raise your arms, reaching outward and slightly upward. Proclaim (and vibrate as indicated): "In the Name of the Lord 'יְהוָה אֱלֹהֵי יְדֵעְתָּ' [yòd-hê-vâv-hê ê-lò-hâ vê-dâ-ât], of King 'Bobogel' [bò-bò-gêl], and of Prince 'Bornogo' [bòr-nò-gò], I invoke you, you Archangels, Angels, and Ministers of the Tablet of the Sun."
17. Pierce the center of the Hexagram, and trace a line of white Light as you move to the West. Finish the line at the point where the center of the next Hexagram will be.
18. Trace an orange Invoking Solar Hexagram (Western form) and a blue 7 in its center, while vibrating "אָרְרָרְתָּא" [â-râ-rè-tâ]. Trace a blue Solar glyph in its center, while vibrating "יְהוָה אֱלֹהֵי יְדֵעְתָּ" [yòd-hê-vâv-hê ê-lò-hâ vê-dâ-ât]. Project orange Light through it, using the Sign of the Enterer.



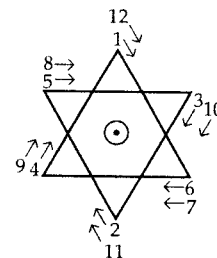
19. Give the LVX Signs.

20. Raise your arms, reaching outward and slightly upward. Proclaim (and vibrate as indicated): "In the Name of the Lord אֱלֹהֵי יְהוָה [yòd-hê-vâv-hê ê-lò-hâ vê-dâ-ât], of King 'Bobogel' [bò-bò-gêl], and of Prince 'Bornogo' [bòr-nò-gò], I invoke you, you Archangels, Angels, and Ministers of the Tablet of the Sun."
21. Pierce the center of the Hexagram, and trace a line of white Light as you move to the North. Finish the line at the point where the center of the next Hexagram will be.
22. Trace an orange Invoking Solar Hexagram (Northern form) and a blue 7 in its center, while vibrating "אֶרְאֵהוּ" [â-râ-rê-tâ]. Trace a blue Solar glyph in its center, while vibrating "יְהוָה אֱלֹהֵי יְהוָה" [yòd-hê-vâv-hê ê-lò-hâ vê-dâ-ât]. Project orange Light through it, using the Sign of the Enterer.

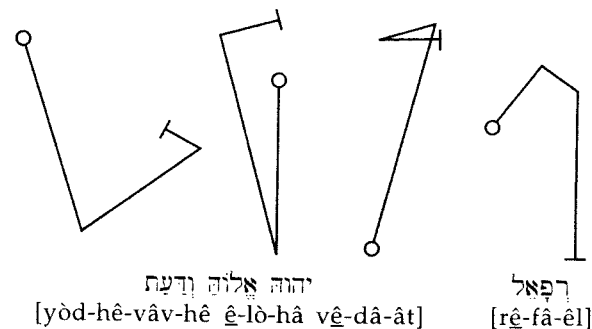


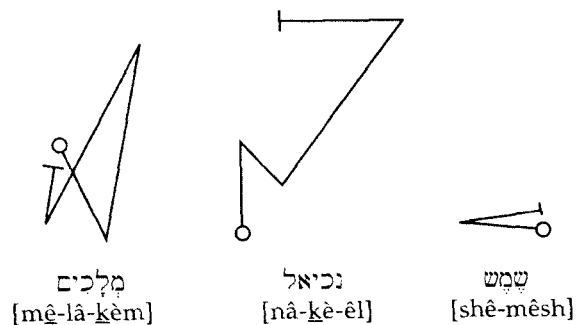
23. Give the LVX Signs.
24. Raise your arms, reaching outward and slightly upward. Proclaim (and vibrate as indicated): "In the Name of the Lord אֱלֹהֵי יְהוָה [yòd-hê-vâv-hê ê-lò-hâ vê-dâ-ât], of King 'Bobogel' [bò-bò-gêl], and of Prince 'Bornogo' [bòr-nò-gò], I invoke you, you Archangels, Angels, and Ministers of the Tablet of the Sun."
25. Pierce the center of the Hexagram, and trace a line of white Light as you move to the East. Complete the Circle by finishing the line in the center of the first Hexagram (i.e., where you began).
26. Go and face, across the Altar, the current physical location of the Sun.
27. Pause and close your eyes for a moment. Visualize again the God Form of Ra which you continue to assume, dressed in orange with blue trim, while vibrating "Ra" [rà].
28. Facing the Sun, trace an orange Invoking Solar Hexagram (Supreme

form) and a blue 7 in its center, while vibrating "אֶרְאֵהוּ" [â-râ-rê-tâ]. Trace a blue Solar glyph in its center, while vibrating "יְהוָה אֱלֹהֵי יְהוָה" [yòd-hê-vâv-hê ê-lò-hâ vê-dâ-ât]. Project orange Light through it, using the Sign of the Enterer.



29. Give the LVX Signs.
30. Raise your arms, reaching outward and slightly upward. Proclaim (and vibrate as indicated): "In the Name of the Lord אֱלֹהֵי יְהוָה [yòd-hê-vâv-hê ê-lò-hâ vê-dâ-ât], of King 'Bobogel' [bò-bò-gêl], and of Prince 'Bornogo' [bòr-nò-gò], I invoke you, you Archangels, Angels, and Ministers of the Tablet of the Sun."
31. Each of the Names in the following Invocation should be vibrated twice. The first time, vibrate the Name while you trace it in Hebrew (over the Hexagram, from right to left). The second time, vibrate the Name again, while you trace its Sigil, as shown below. Proclaim: "In the Name of the Lord אֱלֹהֵי יְהוָה [yòd-hê-vâv-hê ê-lò-hâ vê-dâ-ât], of the Archangel רַפָּאֵל [rê-fâ-êl], of the Choir of Angels מַלְכֵיִם [mê-lâ-kêm], and of the Planetary Intelligence נְכִיָּאֵל [nâ-kê-êl], I invoke you, you Forces of שְׁמֵשׁ [shê-mêsh]."





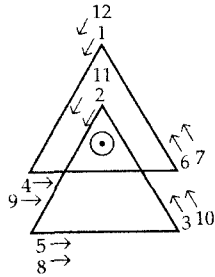
32. Vibrate the second Enochian Call as listed in appendix I, "Enochian Calls" (optional).
33. Extend your arms outward and upward. Proclaim: "I invoke you, you Angels of the celestial Spheres, whose dwelling is in the Invisible. You are the Guardians of the Gates of the Universe. May you also be the Guardians of this Mystic Sphere. Keep far removed the Evil and the Unbalanced. Strengthen and inspire me, so that I may preserve unsullied this Abode of the Mysteries of the Eternal Gods. Let my Sphere be pure and holy, so that I may enter in, and become a partaker of, the Light Divine."
34. Give the LVX Signs, and remain thus for a short time, while you feel the invoked Energies.
35. Go to the Northeast corner of the Circle, and face outward. Extend your arms outward and upward, and proclaim: "The visible Sun is the dispenser of Light to the Earth. Let me form therefore a Vortex in this Chamber, that the invisible Light of the Spirit shall shine therein from above."
36. Circumambulate six times around the perimeter of the Circle. Imagine Magical Current flowing through you, and visualize a clockwise-spinning Vortex being created as you move. Give the Sign of the Enterer each time that you pass by the Eastern end of the Circle (in the direction you are going, without stopping). Finish in the Northeast.
37. Go to the West of the Altar, facing East. Perform the Rite of Adoration of the Lord of the Universe.
38. State clearly the Magical Intentions of the Ritual. For example: "It is the Intention of this Ritual that the Energies of the Sun shall be awakened in my Sphere of Sensation ('Aura'), and that I shall eventually attain the Knowledge of, and Conversation with, my Divine Genius ('Holy Guardian Angel')."

39. Perform the Ritual of the Middle Pillar. This activates and equilibrates the invoked Forces in your Sphere of Sensation (optional).
40. Facing the location of the Sun, skry to the Plane of the invoked Forces (optional). When finished, make a sketch, drawing, or painting of any encountered images or beings, and write a brief description of any visionary experience. This material should be carefully recorded for entry into the Magical Diary.
41. Perform the Rite of the Magical Eucharist (optional).
42. Carefully wrap and put away your Lotus Wand, to avoid any accidental dissipation of its charged Force.
43. Go to the Southeast corner.
44. Reverse circumambulate six times around the perimeter of the Circle. As you move, imagine Magical Current flowing through you, and visualize the Vortex of Magical Energy, which you created earlier, reversing and dissipating. Give the Sign of the Enterer each time that you pass by the Eastern end of the Circle (in the direction you are going, without stopping). Finish in the Southeast.
45. Go to the West of the Altar, facing East, and perform the Rite of Adoration of the Lord of the Universe.
46. Pause and close your eyes for a moment. Visualize again the God Form of Ra, dressed in orange with blue trim. Divest yourself of the God Form of Ra, while vibrating "Ra" [râ]. Likewise divest yourself of any other God Forms which may have been assumed during preliminary Invocations (e.g., of the Highest Divine Force).
47. Perform the Greater Banishing Ritual of the Hexagram for the Sun.
48. Perform the Lesser Banishing Ritual of the Pentagram.
49. Perform the Lesser Banishing Ritual of the Hexagram.
50. Knock six times upon the Altar and proclaim: "I now release any Spirits which may have been imprisoned by this Ritual. Go now, with the Blessings of יהוה אֱלֹהֵי נְדָעָה [yòd-hê-vâv-hê ê-lò-hâ vê-dâ-ât]. May there always be peace between us, and may you always come when you are called. I now Declare this Ritual duly closed."

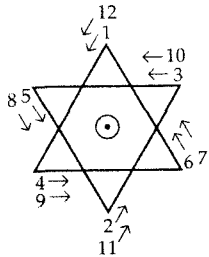
Greater Banishing Ritual of the Hexagram, Sol

1. Look around, and assure yourself that you will not accidentally banish the charged Force of any consecrated Magical Implements.
2. Stand West of the Altar, facing East. Perform the Rite of the Qabalistic Cross.

3. Pick up your Planetary Banishing Dagger. Go to the Eastern end of the Circle. Stand facing outward.
4. Trace an orange Banishing Solar Hexagram (Eastern form) and a blue γ in its center, while vibrating "ארריתא" [â-râ-rè-tâ]. Trace a blue Solar glyph in its center, while vibrating "יהוה אלוקה ודעת" [yòd-hê-vâv-hê ê-lò-hâ vê-dâ-ât]. Project orange Light through it, using the Sign of the Enterer. Give the Sign of Silence.

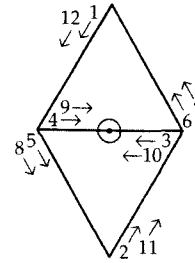


5. Pierce the center of the Hexagram, and trace a line of white Light as you move to the South. Finish the line at the point where the center of the next Hexagram will be.
6. Trace an orange Banishing Solar Hexagram (Southern form) and a blue γ in its center, while vibrating "ארריתא" [â-râ-rè-tâ]. Trace a blue Solar glyph in its center, while vibrating "יהוה אלוקה ודעת" [yòd-hê-vâv-hê ê-lò-hâ vê-dâ-ât]. Project orange Light through it, using the Sign of the Enterer. Give the Sign of Silence.

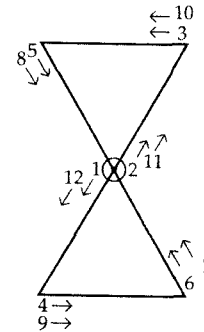


7. Pierce the center of the Hexagram, and trace a line of white Light as you move to the West. Finish the line at the point where the center of the next Hexagram will be.
8. Trace an orange Banishing Solar Hexagram (Western form) and a blue γ in its center, while vibrating "ארריתא" [â-râ-rè-tâ]. Trace a

blue Solar glyph in its center, while vibrating "יהוה אלוקה ודעת" [yòd-hê-vâv-hê ê-lò-hâ vê-dâ-ât]. Project orange Light through it, using the Sign of the Enterer. Give the Sign of Silence.

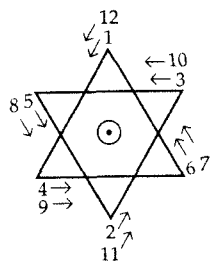


9. Pierce the center of the Hexagram, and trace a line of white Light as you move to the North. Finish the line at the point where the center of the next Hexagram will be.
10. Trace an orange Banishing Solar Hexagram (Northern form) and a blue γ in its center, while vibrating "ארריתא" [â-râ-rè-tâ]. Trace a blue Solar glyph in its center, while vibrating "יהוה אלוקה ודעת" [yòd-hê-vâv-hê ê-lò-hâ vê-dâ-ât]. Project orange Light through it, using the Sign of the Enterer. Give the Sign of Silence.



11. Pierce the center of the Hexagram, and trace a line of white Light as you move to the East. Complete the Circle by finishing the line in the center of the first Hexagram (i.e., where you began).
12. Go and face, across the Altar, the current physical location of the Sun.
13. Facing the Sun, trace an orange Banishing Solar Hexagram (Supreme form) and a blue γ in its center, while vibrating

"אֶרְרֵתָא" [â-râ-rè-tâ]. Trace a blue Solar glyph in its center, while vibrating "יְהוָה אֱלֹהֵינוּ וְדַעְתָּ" [yòd-hê-vâv-hê ê-lò-hâ vê-dâ-â]. Project orange Light through it, using the Sign of the Enterer. Give the Sign of Silence.



- Go to the West of the Altar, facing East. Perform the Analysis of the Key Word in closing.

Greater Invoking Ritual of the Hexagram, Mars

Synopsis

Altar:	Red Altar cloth, candle, incense, cup of water, Lotus (or Phoenix) Wand (wrapped), Planetary Banishing Dagger, materials for the Rite of the Magical Eucharist (optional).
Enochian Tablets:	Sigillum Dei Aemeth (on the Altar), Mars (East).
Enochian Calls:	Third.
Tarot Trump:	The Tower.
Colors:	Red flashing with complementary green.
Day House:	Scorpio (blue-green).
Night House:	Aries (red).
Ideal Time:	Tuesday, during a Planetary Hour of Mars.
Scents:	Pepper, dragon's blood, tobacco.

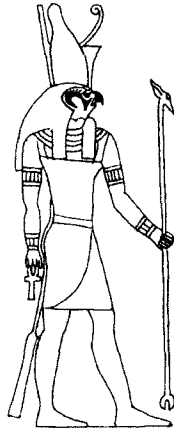
Ritual Precis

- Perform the Lesser Banishing Ritual of the Pentagram.
- Perform the Lesser Banishing Ritual of the Hexagram.
- Perform the Rite of Purification with Water and Consecration with Fire.
- Unwrap the Lotus Wand.

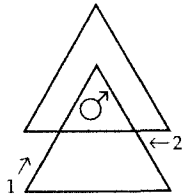
- Perform the Rite of the Qabalistic Cross.
- Perform an Invocation of the Highest Divine Force.
- Invoke Mars in each of the four Quarters, and over the Altar (assuming the appropriate God Form, using the appropriate Hexagrams and Names). Trace the appropriate Sigils and Hebrew Names over the Altar, while vibrating the Names from the Sephirothic Hierarchy of Gevurah and the Kameothic Hierarchy of Mars.
- Circumambulate five times.
- Perform the Rite of Adoration of the Lord of the Universe.
- State all Magical Intentions.
- Perform the Middle Pillar Ritual (optional).
- Skry to the corresponding Planetary Plane (optional).
- Perform the Rite of the Magical Eucharist (optional).
- Wrap the Lotus Wand.
- Reverse circumambulate five times.
- Divest yourself of all God Forms assumed during the Ritual.
- Perform the Greater Banishing Ritual of the Hexagram for the Planet Mars, by banishing Mars in each of the four Quarters, as well as over the Altar (using the appropriate Hexagrams and Names).
- Perform the Lesser Banishing Ritual of the Pentagram.
- Perform the Lesser Banishing Ritual of the Hexagram.
- Declare the Temple duly closed.

Ritual

- Go to the Northeast corner. Stand facing outward, away from the Altar. Proclaim: "Hekas, Hekas Este Bebeloi" [hê-kâs hê-kâs ês-tê bê-bê-lòè].
- Go to the West of the Altar, facing East. Perform the Lesser Banishing Ritual of the Pentagram.
- Perform the Lesser Banishing Ritual of the Hexagram.
- Perform the Rite of Purification with Water and Consecration with Fire.
- Unwrap your Lotus Wand.
- Perform the Rite of the Qabalistic Cross.
- Perform an Invocation of the Highest Divine Force.
- Pick up your Lotus Wand. Assume the God Form of Horus, dressed in red with green trim, while vibrating "Horus" [krù].



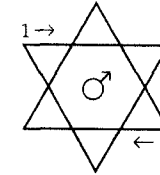
9. Go to the Eastern end of the Circle. Stand facing outward.
10. Holding the Lotus Wand by the correct, colored band,²² trace a red Invoking Mars Hexagram (Eastern form) and a green ⚔ in its center, while vibrating "אר ריהא" [â-râ-rè-tâ]. Trace a green Mars glyph in its center, while vibrating "אלהים גבור" [ê-lò-hèm gè-bòr]. Project red Light through it, using the Sign of the Enterer.



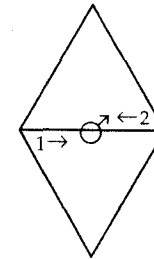
11. Give the LVX Signs.
12. Raise your arms, reaching outward and slightly upward. Proclaim (and vibrate as indicated): "In the Name of the Lord 'אלהים גבור' [ê-lò-hèm gè-bòr], of King 'Babalel' [bâ-bâ-lêl], and of Prince 'Befafes' [bê-fâ-fês], I invoke you, you Archangels, Angels, and Ministers of the Tablet of Mars."
13. Pierce the center of the Hexagram, and trace a line of white Light as you move to the South. Finish the line at the point where the center of the next Hexagram will be.

²² I.e., blue-green (Scorpio) by day, red (Aries) by night, or by the band corresponding to the Sidereal Zodiacal Sign where Mars is presently located.

14. Trace a red Invoking Mars Hexagram (Southern form) and a green ⚔ in its center, while vibrating "אר ריהא" [â-râ-rè-tâ]. Trace a green Mars glyph in its center, while vibrating "אלהים גבור" [ê-lò-hèm gè-bòr]. Project red Light through it, using the Sign of the Enterer.

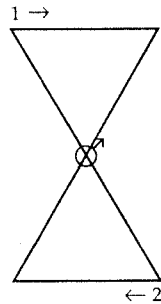


15. Give the LVX Signs.
16. Raise your arms, reaching outward and slightly upward. Proclaim (and vibrate as indicated): "In the Name of the Lord 'אלהים גבור' [ê-lò-hèm gè-bòr], of King 'Babalel' [bâ-bâ-lêl], and of Prince 'Befafes' [bê-fâ-fês], I invoke you, you Archangels, Angels, and Ministers of the Tablet of Mars."
17. Pierce the center of the Hexagram, and trace a line of white Light as you move to the West. Finish the line at the point where the center of the next Hexagram will be.
18. Trace a red Invoking Mars Hexagram (Western form) and a green ⚔ in its center, while vibrating "אר ריהא" [â-râ-rè-tâ]. Trace a green Mars glyph in its center, while vibrating "אלהים גבור" [ê-lò-hèm gè-bòr]. Project red Light through it, using the Sign of the Enterer.

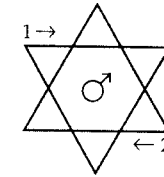


19. Give the LVX Signs.
20. Raise your arms, reaching outward and slightly upward. Proclaim (and vibrate as indicated): "In the Name of the Lord 'אלהים גבור' [ê-lò-hèm gè-bòr], of King 'Babalel' [bâ-bâ-lêl], and of Prince 'Befafes' [bê-fâ-fês], I invoke you, you Archangels, Angels, and Ministers of the Tablet of Mars."

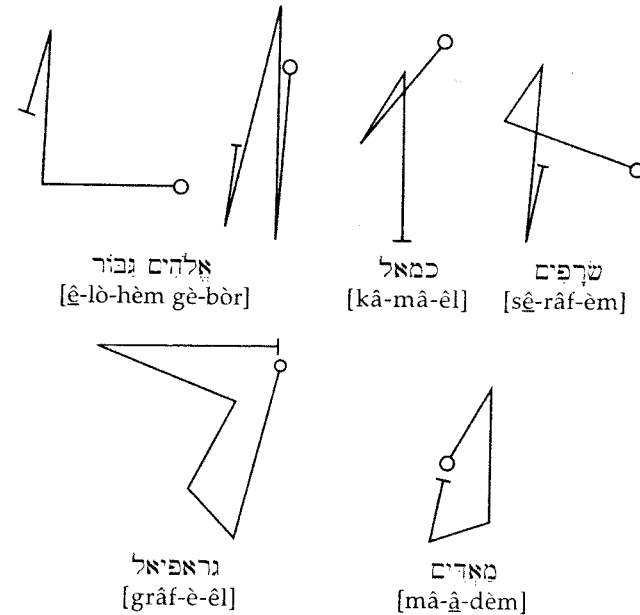
21. Pierce the center of the Hexagram, and trace a line of white Light as you move to the North. Finish the line at the point where the center of the next Hexagram will be.
22. Trace a red Invoking Mars Hexagram (Northern form) and a green \aleph in its center, while vibrating "ארריתא" [â-râ-rê-tâ]. Trace a green Mars glyph in its center, while vibrating "אלהים גבור" [ê-lò-hèm gè-bòr]. Project red Light through it, using the Sign of the Enterer.



23. Give the LVX Signs.
24. Raise your arms, reaching outward and slightly upward. Proclaim (and vibrate as indicated): "In the Name of the Lord 'אלהים גבור' [ê-lò-hèm gè-bòr], of King 'Babalel' [bâ-bâ-lêl], and of Prince 'Befafes' [bê-fâ-fês], I invoke you, you Archangels, Angels, and Ministers of the Tablet of Mars."
25. Pierce the center of the Hexagram, and trace a line of white Light as you move to the East. Complete the Circle by finishing the line in the center of the first Hexagram (i.e., where you began).
26. Go and face, across the Altar, the current location of Mars.
27. Pause and close your eyes for a moment. Visualize again the God Form of Horus which you continue to assume, dressed in red with green trim, while vibrating "Horus" [krù].
28. Facing Mars, trace a red Invoking Mars Hexagram (Supreme form) and a green \aleph in its center, while vibrating "ארריתא" [â-râ-rê-tâ]. Trace a green Mars glyph in its center, while vibrating "אלהים גבור" [ê-lò-hèm gè-bòr]. Project red Light through it, using the Sign of the Enterer.



29. Give the LVX Signs.
30. Raise your arms, reaching outward and slightly upward. Proclaim (and vibrate as indicated): "In the Name of the Lord 'אלהים גבור' [ê-lò-hèm gè-bòr], of King 'Babalel' [bâ-bâ-lêl], and of Prince 'Befafes' [bê-fâ-fês], I invoke you, you Archangels, Angels, and Ministers of the Tablet of Mars."
31. Each of the Names in the following Invocation should be vibrated twice. The first time, vibrate the Name while you trace it in Hebrew (over the Hexagram, from right to left). The second time, vibrate the Name again, while you trace its Sigil, as shown below. Proclaim: "In the Name of the Lord 'אלהים גבור' [ê-lò-hèm gè-bòr], of the Archangel 'כמאל' [kâ-mâ-êl], of the Choir of Angels 'שרפים' [sê-râf-èm], and of the Planetary Intelligence 'גראפיאל' [grâf-è-êl], I invoke you, you Forces of 'מאדים' [mâ-â-dèm]."

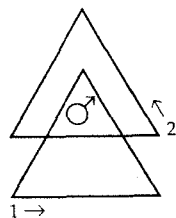


32. Vibrate the third Enochian Call as listed in appendix I, "Enochian Calls" (optional).
33. Extend your arms outward and upward. Proclaim: "I invoke you, you Angels of the celestial Spheres, whose dwelling is in the Invisible. You are the Guardians of the Gates of the Universe. May you also be the Guardians of this Mystic Sphere. Keep far removed the Evil and the Unbalanced. Strengthen and inspire me, so that I may preserve unsullied this Abode of the Mysteries of the Eternal Gods. Let my Sphere be pure and holy, so that I may enter in, and become a partaker of, the Light Divine."
34. Give the LVX Signs, and remain thus for a short time, while you feel the invoked Energies.
35. Go to the Northeast corner of the Circle, and face outward. Extend your arms outward and upward, and proclaim: "The visible Sun is the dispenser of Light to the Earth. Let me form therefore a Vortex in this Chamber, that the invisible Light of the Spirit shall shine therein from above."
36. Circumambulate five times around the perimeter of the Circle. Imagine Magical Current flowing through you, and visualize a clockwise-spinning Vortex being created as you move. Give the Sign of the Enterer each time that you pass by the Eastern end of the Circle (in the direction you are going, without stopping). Finish in the Northeast.
37. Go to the West of the Altar, facing East. Perform the Rite of Adoration of the Lord of the Universe.
38. State clearly the Magical Intentions of the Ritual. For example: "It is the Intention of this Ritual that the Energies of the Planet Mars shall be awakened in my Sphere of Sensation ('Aura'), and that I shall eventually attain the Knowledge of, and Conversation with, my Divine Genius ('Holy Guardian Angel')."
39. Perform the Ritual of the Middle Pillar. This activates and equilibrates the invoked Forces in your Sphere of Sensation (optional).
40. Facing the location of Mars, skry to the Plane of the invoked Forces (optional). When finished, make a sketch, drawing, or painting of any encountered images or beings, and write a brief description of any visionary experience. This material should be carefully recorded for entry into the Magical Diary.
41. Perform the Rite of the Magical Eucharist (optional).
42. Carefully wrap and put away your Lotus Wand, to avoid any accidental dissipation of its charged Force.
43. Go to the Southeast corner.

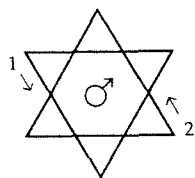
44. Reverse circumambulate five times around the perimeter of the Circle. As you move, imagine Magical Current flowing through you, and visualize the Vortex of Magical Energy, which you created earlier, reversing and dissipating. Give the Sign of the Enterer each time that you pass by the Eastern end of the Circle (in the direction you are going, without stopping). Finish in the Southeast.
45. Go to the West of the Altar, facing East, and perform the Rite of Adoration of the Lord of the Universe.
46. Pause and close your eyes for a moment. Visualize again the God Form of Horus, dressed in red with green trim. Divest yourself of the God Form of Horus, while vibrating "Horus" [krù]. Likewise divest yourself of any other God Forms which may have been assumed during preliminary Invocations (e.g., of the Highest Divine Force).
47. Perform the Greater Banishing Ritual of the Hexagram for the Planet Mars.
48. Perform the Lesser Banishing Ritual of the Pentagram.
49. Perform the Lesser Banishing Ritual of the Hexagram.
50. Knock five times upon the Altar and proclaim: "I now release any Spirits which may have been imprisoned by this Ritual. Go now, with the Blessings of 'גְבוּרָה אֱלֹהִים' [ê-lò-hèm gè-bòr]. May there always be peace between us, and may you always come when you are called. I now Declare this Ritual duly closed."

Greater Banishing Ritual of the Hexagram, Mars

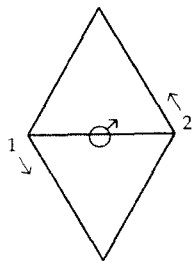
1. Look around, and assure yourself that you will not accidentally banish the charged Force of any consecrated Magical Implements.
2. Stand West of the Altar, facing East. Perform the Rite of the Qabalistic Cross.
3. Pick up your Planetary Banishing Dagger. Go to the Eastern end of the Circle. Stand facing outward.
4. Trace a red Banishing Mars Hexagram (Eastern form) and a green ✷ in its center, while vibrating "אֶרְרֵי תָא" [â-râ-rè-tâ]. Trace a green Mars glyph in its center, while vibrating "גְבוּרָה אֱלֹהִים" [ê-lò-hèm gè-bòr]. Project red Light through it, using the Sign of the Enterer. Give the Sign of Silence.



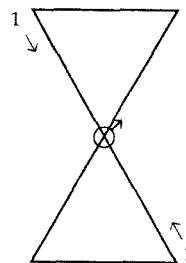
5. Pierce the center of the Hexagram, and trace a line of white Light as you move to the South. Finish the line at the point where the center of the next Hexagram will be.
6. Trace a red Banishing Mars Hexagram (Southern form) and a green **N** in its center, while vibrating "ארריתא" [â-râ-rè-tâ]. Trace a green Mars glyph in its center, while vibrating "אלהים גבור" [ê-lò-hèm gè-bòr]. Project red Light through it, using the Sign of the Enterer. Give the Sign of Silence.



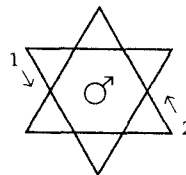
7. Pierce the center of the Hexagram, and trace a line of white Light as you move to the West. Finish the line at the point where the center of the next Hexagram will be.
8. Trace a red Banishing Mars Hexagram (Western form) and a green **N** in its center, while vibrating "ארריתא" [â-râ-rè-tâ]. Trace a green Mars glyph in its center, while vibrating "אלהים גבור" [ê-lò-hèm gè-bòr]. Project red Light through it, using the Sign of the Enterer. Give the Sign of Silence.



9. Pierce the center of the Hexagram, and trace a line of white Light as you move to the North. Finish the line at the point where the center of the next Hexagram will be.
10. Trace a red Banishing Mars Hexagram (Northern form) and a green **N** in its center, while vibrating "ארריתא" [â-râ-rè-tâ]. Trace a green Mars glyph in its center, while vibrating "אלהים גבור" [ê-lò-hèm gè-bòr]. Project red Light through it, using the Sign of the Enterer. Give the Sign of Silence.



11. Pierce the center of the Hexagram, and trace a line of white Light as you move to the East. Complete the Circle by finishing the line in the center of the first Hexagram (i.e., where you began).
12. Go and face, across the Altar, the current physical location of Mars.
13. Facing Mars, trace a red Banishing Mars Hexagram (Supreme form) and a green **N** in its center, while vibrating "ארריתא" [â-râ-rè-tâ]. Trace a green Mars glyph in its center, while vibrating "אלהים גבור" [ê-lò-hèm gè-bòr]. Project red Light through it, using the Sign of the Enterer. Give the Sign of Silence.



14. Go to the West of the Altar, facing East. Perform the Analysis of the Key Word in closing.

Greater Invoking Ritual of the Hexagram, Jupiter

Synopsis

- Altar:** Violet Altar cloth, candle, incense, cup of water, Lotus (or Phoenix) Wand (wrapped), Planetary Banishing Dagger, materials for the Rite of the Magical Eucharist (optional).
- Enochian Tablets:** Sigillum Dei Aemeth (on the Altar), Jupiter (East).
- Enochian Calls:** Fourth.
- Tarot Trump:** The Wheel of Fortune.
- Colors:** Violet flashing with complementary yellow.
- Day House:** Sagittarius (blue).
- Night House:** Pisces (red-violet).
- Ideal Time:** Thursday, during a Planetary Hour of Jupiter.
- Scents:** Saffron, cedar.

Ritual Precis

1. Perform the Lesser Banishing Ritual of the Pentagram.
2. Perform the Lesser Banishing Ritual of the Hexagram.
3. Perform the Rite of Purification with Water and Consecration with Fire.
4. Unwrap the Lotus Wand.
5. Perform the Rite of the Qabalistic Cross.
6. Perform an Invocation of the Highest Divine Force.
7. Invoke Jupiter in each of the four Quarters, and over the Altar (assuming the appropriate God Form, using the appropriate Hexagrams and Names). Trace the appropriate Sigils and Hebrew Names over the Altar, while vibrating the Names from the Sephirothic Hierarchy of Chesed and the Kameothic Hierarchy of Jupiter.
8. Circumambulate four times.
9. Perform the Rite of Adoration of the Lord of the Universe.
10. State all Magical Intentions.
11. Perform the Middle Pillar Ritual (optional).
12. Skry to the corresponding Planetary Plane (optional).
13. Perform the Rite of the Magical Eucharist (optional).
14. Wrap the Lotus Wand.
15. Reverse circumambulate four times.
16. Divest yourself of all God Forms assumed during the Ritual.
17. Perform the Greater Banishing Ritual of the Hexagram for the Planet Jupiter, by banishing Jupiter in each of the four Quarters, as

well as over the Altar (using the appropriate Hexagrams and Names).

18. Perform the Lesser Banishing Ritual of the Pentagram.
19. Perform the Lesser Banishing Ritual of the Hexagram.
20. Declare the Temple duly closed.

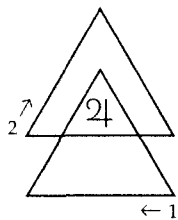
Ritual

1. Go to the Northeast corner. Stand facing outward, away from the Altar. Proclaim: "Hekas, Hekas Este Bebeloi" [hê-kâs hê-kâs ês-tê bê-bê-lòè].
2. Go to the West of the Altar, facing East. Perform the Lesser Banishing Ritual of the Pentagram.
3. Perform the Lesser Banishing Ritual of the Hexagram.
4. Perform the Rite of Purification with Water and Consecration with Fire.
5. Unwrap your Lotus Wand.
6. Perform the Rite of the Qabalistic Cross.
7. Perform an Invocation of the Highest Divine Force.
8. Pick up your Lotus Wand. Assume the God Form of Amen-Ra, dressed in violet with yellow trim, while vibrating "Amen-Ra" [i-mùn râ].

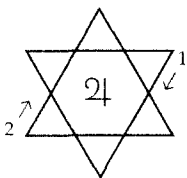


9. Go to the Eastern end of the Circle. Stand facing outward.

10. Holding the Lotus Wand by the correct, colored band,²³ trace a violet Invoking Jupiter Hexagram (Eastern form) and a yellow γ in its center, while vibrating "ארררתא" [â-râ-rè-tâ]. Trace a yellow Jupiter glyph in its center, while vibrating "אל" [êl]. Project violet Light through it, using the Sign of the Enterer.

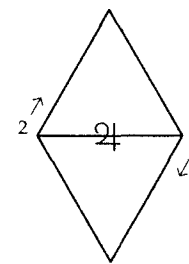


11. Give the LVX Signs.
 12. Raise your arms, reaching outward and slightly upward. Proclaim (and vibrate as indicated): "In the Name of the Lord 'אל' [êl], of King 'Bynepor' [bî-nê-pòr], and of Prince 'Butmono' [bùt-mò-nò], I invoke you, you Archangels, Angels, and Ministers of the Tablet of Jupiter."
 13. Pierce the center of the Hexagram, and trace a line of white Light as you move to the South. Finish the line at the point where the center of the next Hexagram will be.
 14. Trace a violet Invoking Jupiter Hexagram (Southern form) and a yellow γ in its center, while vibrating "ארררתא" [â-râ-rè-tâ]. Trace a yellow Jupiter glyph in its center, while vibrating "אל" [êl]. Project violet Light through it, using the Sign of the Enterer.

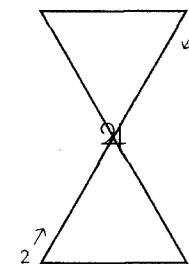


15. Give the LVX Signs.
 16. Raise your arms, reaching outward and slightly upward. Proclaim (and vibrate as indicated): "In the Name of the Lord 'אל' [êl], of King 'Bynepor' [bî-nê-pòr], and of Prince 'Butmono' [bùt-mò-nò], I

- invoke you, you Archangels, Angels, and Ministers of the Tablet of Jupiter."
 17. Pierce the center of the Hexagram, and trace a line of white Light as you move to the West. Finish the line at the point where the center of the next Hexagram will be.
 18. Trace a violet Invoking Jupiter Hexagram (Western form) and a yellow γ in its center, while vibrating "ארררתא" [â-râ-rè-tâ]. Trace a yellow Jupiter glyph in its center, while vibrating "אל" [êl]. Project violet Light through it, using the Sign of the Enterer.

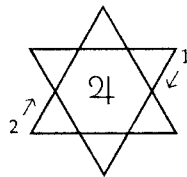


19. Give the LVX Signs.
 20. Raise your arms, reaching outward and slightly upward. Proclaim (and vibrate as indicated): "In the Name of the Lord 'אל' [êl], of King 'Bynepor' [bî-nê-pòr], and of Prince 'Butmono' [bùt-mò-nò], I invoke you, you Archangels, Angels, and Ministers of the Tablet of Jupiter."
 21. Pierce the center of the Hexagram, and trace a line of white Light as you move to the North. Finish the line at the point where the center of the next Hexagram will be.
 22. Trace a violet Invoking Jupiter Hexagram (Northern form) and a yellow γ in its center, while vibrating "ארררתא" [â-râ-rè-tâ]. Trace a yellow Jupiter glyph in its center, while vibrating "אל" [êl]. Project violet Light through it, using the Sign of the Enterer.

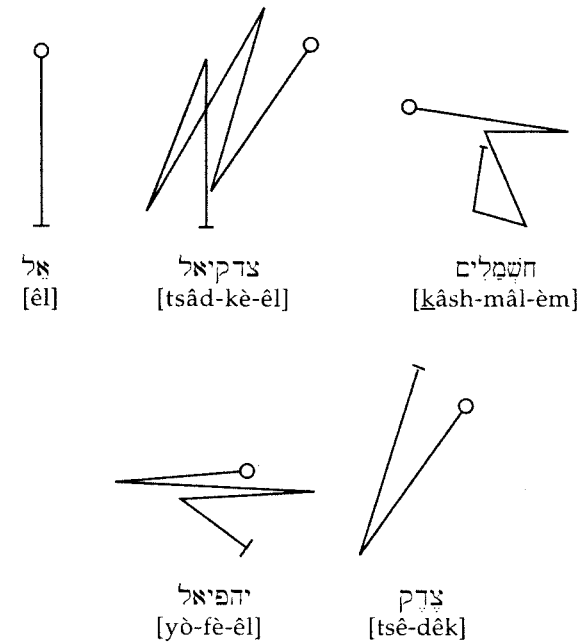


²³ I.e., blue (Sagittarius) by day, red-violet (Pisces) by night, or by the band corresponding to the Sidereal Zodiacal Sign where Jupiter is presently located.

23. Give the LVX Signs.
24. Raise your arms, reaching outward and slightly upward. Proclaim (and vibrate as indicated): "In the Name of the Lord 'אל' [êl], of King 'Bynepor' [bî-nê-pòr], and of Prince 'Butmono' [bùt-mò-nò], I invoke you, you Archangels, Angels, and Ministers of the Tablet of Jupiter."
25. Pierce the center of the Hexagram, and trace a line of white Light as you move to the East. Complete the Circle by finishing the line in the center of the first Hexagram (i.e., where you began).
26. Go and face, across the Altar, the current location of Jupiter.
27. Pause and close your eyes for a moment. Visualize again the God Form of Amen-Ra which you continue to assume, dressed in violet with yellow trim, while vibrating "Amen-Ra" [î-mùn râ].
28. Facing Jupiter, trace a violet Invoking Jupiter Hexagram (Supreme form) and a yellow 7 in its center, while vibrating "ארריתא" [â-râ-rè-tâ]. Trace a yellow Jupiter glyph in its center, while vibrating "אל" [êl]. Project violet Light through it, using the Sign of the Enterer.



29. Give the LVX Signs.
30. Raise your arms, reaching outward and slightly upward. Proclaim (and vibrate as indicated): "In the Name of the Lord 'אל' [êl], of King 'Bynepor' [bî-nê-pòr], and of Prince 'Butmono' [bùt-mò-nò], I invoke you, you Archangels, Angels, and Ministers of the Tablet of Jupiter."
31. Each of the Names in the following Invocation should be vibrated twice. The first time, vibrate the Name while you trace it in Hebrew (over the Hexagram, from right to left). The second time, vibrate the Name again, while you trace its Sigil, as shown below. Proclaim: "In the Name of the Lord 'אל' [êl], of the Archangel 'צדקיאל' [tsâd-kè-êl], of the Choir of Angels 'חשמלים' [kâsh-mâl-èm], and of the Planetary Intelligence 'יהפאל' [yò-fè-êl], I invoke you, you Forces of 'צדק' [tsê-dék]."



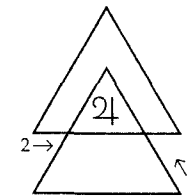
32. Vibrate the fourth Enochian Call as listed in appendix I, "Enochian Calls" (optional).
33. Extend your arms outward and upward. Proclaim: "I invoke you, you Angels of the celestial Spheres, whose dwelling is in the Invisible. You are the Guardians of the Gates of the Universe. May you also be the Guardians of this Mystic Sphere. Keep far removed the Evil and the Unbalanced. Strengthen and inspire me, so that I may preserve unsullied this Abode of the Mysteries of the Eternal Gods. Let my Sphere be pure and holy, so that I may enter in, and become a partaker of, the Light Divine."
34. Give the LVX Signs, and remain thus for a short time, while you feel the invoked Energies.
35. Go to the Northeast corner of the Circle, and face outward. Extend your arms outward and upward, and proclaim: "The visible Sun is the dispenser of Light to the Earth. Let me form therefore a Vortex in this Chamber, that the invisible Light of the Spirit shall shine therein from above."
36. Circumambulate four times around the perimeter of the Circle. Imagine Magical Current flowing through you, and visualize a

- clockwise-spinning Vortex being created as you move. Give the Sign of the Enterer each time that you pass by the Eastern end of the Circle (in the direction you are going, without stopping). Finish in the Northeast.
37. Go to the West of the Altar, facing East. Perform the Rite of Adoration of the Lord of the Universe.
 38. State clearly the Magical Intentions of the Ritual. For example: "It is the Intention of this Ritual that the Energies of the Planet Jupiter shall be awakened in my Sphere of Sensation ('Aura'), and that I shall eventually attain the Knowledge of, and Conversation with, my Divine Genius ('Holy Guardian Angel')."
 39. Perform the Ritual of the Middle Pillar. This activates and equilibrates the invoked Forces in your Sphere of Sensation (optional).
 40. Facing the location of Jupiter, skry to the Plane of the invoked Forces (optional). When finished, make a sketch, drawing, or painting of any encountered images or beings, and write a brief description of any visionary experience. This material should be carefully recorded for entry into the Magical Diary.
 41. Perform the Rite of the Magical Eucharist (optional).
 42. Carefully wrap and put away your Lotus Wand, to avoid any accidental dissipation of its charged Force.
 43. Go to the Southeast corner.
 44. Reverse circumambulate four times around the perimeter of the Circle. As you move, imagine Magical Current flowing through you, and visualize the Vortex of Magical Energy, which you created earlier, reversing and dissipating. Give the Sign of the Enterer each time that you pass by the Eastern end of the Circle (in the direction you are going, without stopping). Finish in the Southeast.
 45. Go to the West of the Altar, facing East, and perform the Rite of Adoration of the Lord of the Universe.
 46. Pause and close your eyes for a moment. Visualize again the God Form of Amen-Ra, dressed in violet with yellow trim. Divest yourself of the God Form of Amen-Ra, while vibrating "Amen-Ra" [î-mùn râ]. Likewise divest yourself of any other God Forms which may have been assumed during preliminary Invocations (e.g., of the Highest Divine Force).
 47. Perform the Greater Banishing Ritual of the Hexagram for the Planet Jupiter.
 48. Perform the Lesser Banishing Ritual of the Pentagram.
 49. Perform the Lesser Banishing Ritual of the Hexagram.

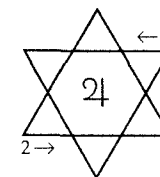
50. Knock four times upon the Altar and proclaim: "I now release any Spirits which may have been imprisoned by this Ritual. Go now, with the Blessings of "אל" [êl]. May there always be peace between us, and may you always come when you are called. I now Declare this Ritual duly closed."

Greater Banishing Ritual of the Hexagram, Jupiter

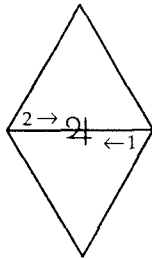
1. Look around, and assure yourself that you will not accidentally banish the charged Force of any consecrated Magical Implements.
2. Stand West of the Altar, facing East. Perform the Rite of the Qabalistic Cross.
3. Pick up your Planetary Banishing Dagger. Go to the Eastern end of the Circle. Stand facing outward.
4. Trace a violet Banishing Jupiter Hexagram (Eastern form) and a yellow 7 in its center, while vibrating "ארראר יחא" [â-râ-rè-tâ]. Trace a yellow Jupiter glyph in its center, while vibrating "אל" [êl]. Project violet Light through it, using the Sign of the Enterer. Give the Sign of Silence.



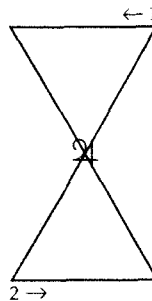
5. Pierce the center of the Hexagram, and trace a line of white Light as you move to the South. Finish the line at the point where the center of the next Hexagram will be.
6. Trace a violet Banishing Jupiter Hexagram (Southern form) and a yellow 7 in its center, while vibrating "ארראר יחא" [â-râ-rè-tâ]. Trace a yellow Jupiter glyph in its center, while vibrating "אל" [êl]. Project violet Light through it, using the Sign of the Enterer. Give the Sign of Silence.



7. Pierce the center of the Hexagram, and trace a line of white Light as you move to the West. Finish the line at the point where the center of the next Hexagram will be.
8. Trace a violet Banishing Jupiter Hexagram (Western form) and a yellow γ in its center, while vibrating "ארריתא" [â-râ-rê-tâ]. Trace a yellow Jupiter glyph in its center, while vibrating "אל" [êl]. Project violet Light through it, using the Sign of the Enterer. Give the Sign of Silence.

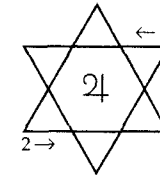


9. Pierce the center of the Hexagram, and trace a line of white Light as you move to the North. Finish the line at the point where the center of the next Hexagram will be.
10. Trace a violet Banishing Jupiter Hexagram (Northern form) and a yellow γ in its center, while vibrating "ארריתא" [â-râ-rê-tâ]. Trace a yellow Jupiter glyph in its center, while vibrating "אל" [êl]. Project violet Light through it, using the Sign of the Enterer. Give the Sign of Silence.



11. Pierce the center of the Hexagram, and trace a line of white Light as you move to the East. Complete the Circle by finishing the line in the center of the first Hexagram (i.e., where you began).

12. Go and face, across the Altar, the current physical location of Jupiter.
13. Facing Jupiter, trace a violet Banishing Jupiter Hexagram (Supreme form) and a yellow γ in its center, while vibrating "ארריתא" [â-râ-rê-tâ]. Trace a yellow Jupiter glyph in its center, while vibrating "אל" [êl]. Project violet Light through it, using the Sign of the Enterer. Give the Sign of Silence.



14. Go to the West of the Altar, facing East. Perform the Analysis of the Key Word in closing.

Greater Invoking Ritual of the Hexagram, Saturn

Synopsis

- Altar:** Blue-violet Altar cloth, candle, incense, cup of water, Lotus (or Phoenix) Wand (wrapped), Planetary Banishing Dagger, materials for the Rite of the Magical Eucharist (optional).
- Enochian Tablets:** Sigillum Dei Aemeth (on the Altar), Saturn (East).
- Enochian Calls:** Sixth.
- Tarot Trump:** The Universe.
- Colors:** Blue-violet flashing with complementary yellow-orange.
- Day House:** Capricorn (blue-violet).
- Night House:** Aquarius (violet).
- Ideal Time:** Saturday, during a Planetary Hour of Saturn.
- Scents:** Assafoetida (Ferula), scammony (Scammonia), indigo (Indicum), sulfur, cypress.

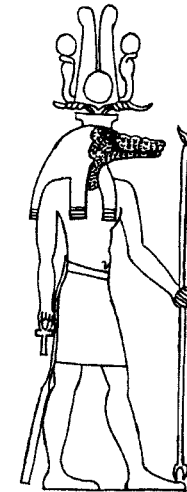
Ritual Precis

1. Perform the Lesser Banishing Ritual of the Pentagram.
2. Perform the Lesser Banishing Ritual of the Hexagram.
3. Perform the Rite of Purification with Water and Consecration with Fire.

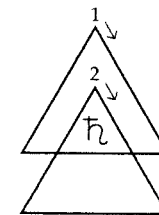
4. Unwrap the Lotus Wand.
5. Perform the Rite of the Qabalistic Cross.
6. Perform an Invocation of the Highest Divine Force.
7. Invoke Saturn in each of the four Quarters, and over the Altar (assuming the appropriate God Form, using the appropriate Hexagrams and Names). Trace the appropriate Sigils and Hebrew Names over the Altar, while vibrating the Names from the Sephirothic Hierarchy of Binah and the Kameothic Hierarchy of Saturn.
8. Circumambulate three times.
9. Perform the Rite of Adoration of the Lord of the Universe.
10. State all Magical Intentions.
11. Perform the Middle Pillar Ritual (optional).
12. Skry to the corresponding Planetary Plane (optional).
13. Perform the Rite of the Magical Eucharist (optional).
14. Wrap the Lotus Wand.
15. Reverse circumambulate three times.
16. Divest yourself of all God Forms assumed during the Ritual.
17. Perform the Greater Banishing Ritual of the Hexagram for the Planet Saturn, by banishing Saturn in each of the four Quarters, as well as over the Altar (using the appropriate Hexagrams and Names).
18. Perform the Lesser Banishing Ritual of the Pentagram.
19. Perform the Lesser Banishing Ritual of the Hexagram.
20. Declare the Temple duly closed.

Ritual

1. Go to the Northeast corner. Stand facing outward, away from the Altar. Proclaim: "Hekas, Hekas Este Bebeloi" [hê-kâs hê-kâs ês-tê bê-bê-lòè].
2. Go to the West of the Altar, facing East. Perform the Lesser Banishing Ritual of the Pentagram.
3. Perform the Lesser Banishing Ritual of the Hexagram.
4. Perform the Rite of Purification with Water and Consecration with Fire.
5. Unwrap your Lotus Wand.
6. Perform the Rite of the Qabalistic Cross.
7. Perform an Invocation of the Highest Divine Force.
8. Pick up your Lotus Wand. Assume the God Form of Sebek, dressed in blue-violet with yellow-orange trim, while vibrating "Sebek" [sê-bêk].



9. Go to the Eastern end of the Circle. Stand facing outward.
10. Holding the Lotus Wand by the correct, colored band,²⁴ trace a blue-violet Invoking Saturn Hexagram (Eastern form) and a yellow-orange \aleph in its center, while vibrating "אֶרְאֵרְיָהָ" [â-râ-rè-tâ]. Trace a yellow-orange Saturn glyph in its center, while vibrating "יְהוּהָ אֱלֹהִים" [yòd-hê-vâv-hê ê-lò-hèm]. Project blue-violet Light through it, using the Sign of the Enterer.

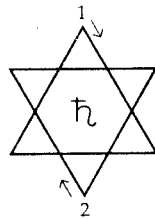


11. Give the LVX Signs.
12. Raise your arms, reaching outward and slightly upward. Proclaim (and vibrate as indicated): "In the Name of the Lord 'יְהוּהָ אֱלֹהִים' [yòd-hê-vâv-hê ê-lò-hèm], of King 'Bnapsen' [bê-nâp-sên], and of Prince 'Borges' [bròr-jês], I invoke you, you Archangels, Angels,

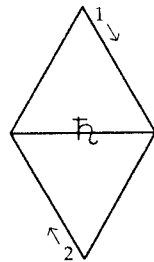
²⁴ I.e., blue-violet (Capricorn) by day, violet (Aquarius) by night, or by the band corresponding to the Sidereal Zodiacal Sign where Saturn is presently located.

and Ministers of the Tablet of Saturn."

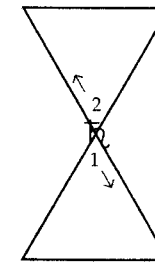
13. Pierce the center of the Hexagram, and trace a line of white Light as you move to the South. Finish the line at the point where the center of the next Hexagram will be.
14. Trace a blue-violet Invoking Saturn Hexagram (Southern form) and a yellow-orange \aleph in its center, while vibrating "ארריתא" [â-râ-rè-tâ]. Trace a yellow-orange Saturn glyph in its center, while vibrating "יהוה אלהים" [yòd-hê-vâv-hê ê-lò-hèm]. Project blue-violet Light through it, using the Sign of the Enterer.



15. Give the LVX Signs.
16. Raise your arms, reaching outward and slightly upward. Proclaim (and vibrate as indicated): "In the Name of the Lord יהוה אלהים" [yòd-hê-vâv-hê ê-lò-hèm], of King 'Bnapsen' [bê-nâp-sên], and of Prince 'Brorges' [bròr-jês], I invoke you, you Archangels, Angels, and Ministers of the Tablet of Saturn."
17. Pierce the center of the Hexagram, and trace a line of white Light as you move to the West. Finish the line at the point where the center of the next Hexagram will be.
18. Trace a blue-violet Invoking Saturn Hexagram (Western form) and a yellow-orange \aleph in its center, while vibrating "ארריתא" [â-râ-rè-tâ]. Trace a yellow-orange Saturn glyph in its center, while vibrating "יהוה אלהים" [yòd-hê-vâv-hê ê-lò-hèm]. Project blue-violet Light through it, using the Sign of the Enterer.

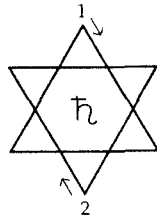


19. Give the LVX Signs.
20. Raise your arms, reaching outward and slightly upward. Proclaim (and vibrate as indicated): "In the Name of the Lord יהוה אלהים" [yòd-hê-vâv-hê ê-lò-hèm], of King 'Bnapsen' [bê-nâp-sên], and of Prince 'Brorges' [bròr-jês], I invoke you, you Archangels, Angels, and Ministers of the Tablet of Saturn."
21. Pierce the center of the Hexagram, and trace a line of white Light as you move to the North. Finish the line at the point where the center of the next Hexagram will be.
22. Trace a blue-violet Invoking Saturn Hexagram (Northern form) and a yellow-orange \aleph in its center, while vibrating "ארריתא" [â-râ-rè-tâ]. Trace a yellow-orange Saturn glyph in its center, while vibrating "יהוה אלהים" [yòd-hê-vâv-hê ê-lò-hèm]. Project blue-violet Light through it, using the Sign of the Enterer.

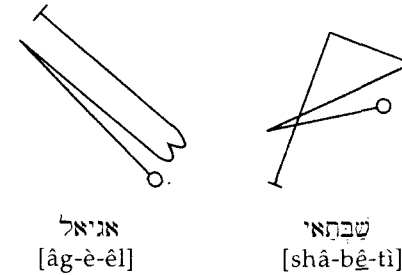
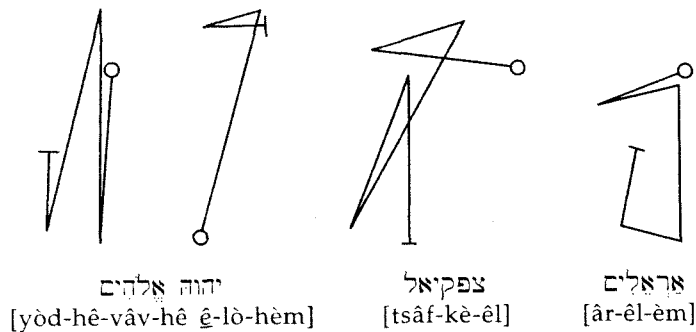


23. Give the LVX Signs.
24. Raise your arms, reaching outward and slightly upward. Proclaim (and vibrate as indicated): "In the Name of the Lord יהוה אלהים" [yòd-hê-vâv-hê ê-lò-hèm], of King 'Bnapsen' [bê-nâp-sên], and of Prince 'Brorges' [bròr-jês], I invoke you, you Archangels, Angels, and Ministers of the Tablet of Saturn."
25. Pierce the center of the Hexagram, and trace a line of white Light as you move to the East. Complete the Circle by finishing the line in the center of the first Hexagram (i.e., where you began).
26. Go and face, across the Altar, the current location of Saturn.
27. Pause and close your eyes for a moment. Visualize again the God Form of Sebek which you continue to assume, dressed in blue-violet with yellow-orange trim, while vibrating "Sebek" [sê-bêk].
28. Facing Saturn, trace a blue-violet Invoking Saturn Hexagram (Supreme form) and a yellow-orange \aleph in its center, while vibrating "ארריתא" [â-râ-rè-tâ]. Trace a yellow-orange Saturn glyph in its center, while vibrating "יהוה אלהים" [yòd-hê-vâv-hê ê-lò-

hèm]. Project blue-violet Light through it, using the Sign of the Enterer.



29. Give the LVX Signs.
30. Raise your arms, reaching outward and slightly upward. Proclaim (and vibrate as indicated): "In the Name of the Lord יהוה אלהים [yòd-hê-vâv-hê ê-lò-hèm], of King 'Bnapsen' [bê-nâp-sèn], and of Prince 'Brorges' [bròr-jês], I invoke you, you Archangels, Angels, and Ministers of the Tablet of Saturn."
31. Each of the Names in the following Invocation should be vibrated twice. The first time, vibrate the Name while you trace it in Hebrew (over the Hexagram, from right to left). The second time, vibrate the Name again, while you trace its Sigil, as shown below. Proclaim: "In the Name of the Lord יהוה אלהים [yòd-hê-vâv-hê ê-lò-hèm], of the Archangel צפקיאל [tsâf-kè-êl], of the Choir of Angels ארזלים [âr-êl-èm], and of the Planetary Intelligence אג-è-èl [âg-è-èl], I invoke you, you Forces of שבתאי [shâ-bê-ti]."



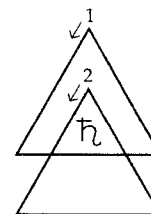
32. Vibrate the sixth Enochian Call as listed in appendix I, "Enochian Calls" (optional).
33. Extend your arms outward and upward. Proclaim: "I invoke you, you Angels of the celestial Spheres, whose dwelling is in the Invisible. You are the Guardians of the Gates of the Universe. May you also be the Guardians of this Mystic Sphere. Keep far removed the Evil and the Unbalanced. Strengthen and inspire me, so that I may preserve unsullied this Abode of the Mysteries of the Eternal Gods. Let my Sphere be pure and holy, so that I may enter in, and become a partaker of, the Light Divine."
34. Give the LVX Signs, and remain thus for a short time, while you feel the invoked Energies.
35. Go to the Northeast corner of the Circle, and face outward. Extend your arms outward and upward, and proclaim: "The visible Sun is the dispenser of Light to the Earth. Let me form therefore a Vortex in this Chamber, that the invisible Light of the Spirit shall shine therein from above."
36. Circumambulate three times around the perimeter of the Circle. Imagine Magical Current flowing through you, and visualize a clockwise-spinning Vortex being created as you move. Give the Sign of the Enterer each time that you pass by the Eastern end of the Circle (in the direction you are going, without stopping). Finish in the Northeast.
37. Go to the West of the Altar, facing East. Perform the Rite of Adoration of the Lord of the Universe.
38. State clearly the Magical Intentions of the Ritual. For example: "It is the Intention of this Ritual that the Energies of the Planet Saturn shall be awakened in my Sphere of Sensation ('Aura'), and that I shall eventually attain the Knowledge of, and Conversation with, my Divine Genius ('Holy Guardian Angel')."
39. Perform the Ritual of the Middle Pillar. This activates and equi-

- librates the invoked Forces in your Sphere of Sensation (optional).
40. Facing the location of Saturn, skry to the Plane of the invoked Forces (optional). When finished, make a sketch, drawing, or painting of any encountered images or beings, and write a brief description of any visionary experience. This material should be carefully recorded for entry into the Magical Diary.
 41. Perform the Rite of the Magical Eucharist (optional).
 42. Carefully wrap and put away your Lotus Wand, to avoid any accidental dissipation of its charged Force.
 43. Go to the Southeast corner.
 44. Reverse circumambulate three times around the perimeter of the Circle. As you move, imagine Magical Current flowing through you, and visualize the Vortex of Magical Energy, which you created earlier, reversing and dissipating. Give the Sign of the Enterer each time that you pass by the Eastern end of the Circle (in the direction you are going, without stopping). Finish in the Southeast.
 45. Go to the West of the Altar, facing East, and perform the Rite of Adoration of the Lord of the Universe.
 46. Pause and close your eyes for a moment. Visualize again the God Form of Sebek, dressed in blue-violet with yellow-orange trim. Divest yourself of the God Form of Sebek, while vibrating "Sebek" [sê-bêk]. Likewise divest yourself of any other God Forms which may have been assumed during preliminary Invocations (e.g., of the Highest Divine Force).
 47. Perform the Greater Banishing Ritual of the Hexagram for the Planet Saturn.
 48. Perform the Lesser Banishing Ritual of the Pentagram.
 49. Perform the Lesser Banishing Ritual of the Hexagram.
 50. Knock three times upon the Altar and proclaim: "I now release any Spirits which may have been imprisoned by this Ritual. Go now, with the Blessings of 'יהוה אלהים' [yòd-hê-vâv-hê ê-lò-hèm]. May there always be peace between us, and may you always come when you are called. I now Declare this Ritual duly closed."

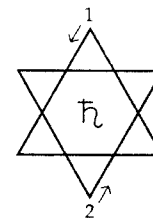
Greater Banishing Ritual of the Hexagram, Saturn

1. Look around, and assure yourself that you will not accidentally banish the charged Force of any consecrated Magical Implements.
2. Stand West of the Altar, facing East. Perform the Rite of the Qabalistic Cross.

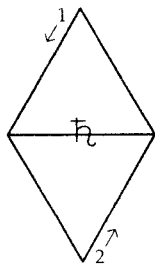
3. Pick up your Planetary Banishing Dagger. Go to the Eastern end of the Circle. Stand facing outward.
4. Trace a blue-violet Banishing Saturn Hexagram (Eastern form) and a yellow-orange \aleph in its center, while vibrating "ארריתא" [â-râ-rê-tâ]. Trace a yellow-orange Saturn glyph in its center, while vibrating "יהוה אלהים" [yòd-hê-vâv-hê ê-lò-hèm]. Project blue-violet Light through it, using the Sign of the Enterer. Give the Sign of Silence.



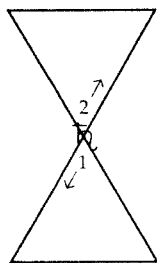
5. Pierce the center of the Hexagram, and trace a line of white Light as you move to the South. Finish the line at the point where the center of the next Hexagram will be.
6. Trace a blue-violet Banishing Saturn Hexagram (Southern form) and a yellow-orange \aleph in its center, while vibrating "ארריתא" [â-râ-rê-tâ]. Trace a yellow-orange Saturn glyph in its center, while vibrating "יהוה אלהים" [yòd-hê-vâv-hê ê-lò-hèm]. Project blue-violet Light through it, using the Sign of the Enterer. Give the Sign of Silence.



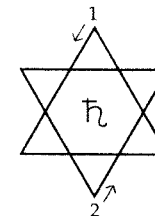
7. Pierce the center of the Hexagram, and trace a line of white Light as you move to the West. Finish the line at the point where the center of the next Hexagram will be.
8. Trace a blue-violet Banishing Saturn Hexagram (Western form) and a yellow-orange \aleph in its center, while vibrating "ארריתא" [â-râ-rê-tâ]. Trace a yellow-orange Saturn glyph in its center, while vibrating "יהוה אלהים" [yòd-hê-vâv-hê ê-lò-hèm]. Project blue-violet Light through it, using the Sign of the Enterer. Give the Sign of Silence.



9. Pierce the center of the Hexagram, and trace a line of white Light as you move to the North. Finish the line at the point where the center of the next Hexagram will be.
10. Trace a blue-violet Banishing Saturn Hexagram (Northern form) and a yellow-orange \aleph in its center, while vibrating "ארריתא" [â-râ-rê-tâ]. Trace a yellow-orange Saturn glyph in its center, while vibrating "יהוה אלהים" [yòd-hê-vâv-hê ê-lò-hèm]. Project blue-violet Light through it, using the Sign of the Enterer. Give the Sign of Silence.



11. Pierce the center of the Hexagram, and trace a line of white Light as you move to the East. Complete the Circle by finishing the line in the center of the first Hexagram (i.e., where you began).
12. Go and face, across the Altar, the current physical location of Saturn.
13. Facing Saturn, trace a blue-violet Banishing Saturn Hexagram (Supreme form) and a yellow-orange \aleph in its center, while vibrating "ארריתא" [â-râ-rê-tâ]. Trace a yellow-orange Saturn glyph in its center, while vibrating "יהוה אלהים" [yòd-hê-vâv-hê ê-lò-hèm]. Project blue-violet Light through it, using the Sign of the Enterer. Give the Sign of Silence.



14. Go to the West of the Altar, facing East. Perform the Analysis of the Key Word in closing.

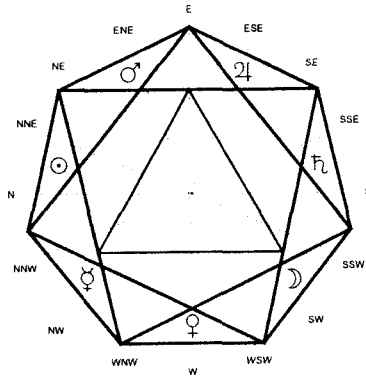
Supreme Invoking Ritual of the Hexagram

Introduction

The Supreme Invoking Ritual of the Hexagram invokes the combined Forces of the Planets in balanced disposition. The following version of this Ritual invokes the Forces of the Planets in the descending version of their relative motions when viewed from the Earth. This is identical with the order they appear on the Tree of Life, and they correspond to the letters of the seven-lettered name Araritha (ארריתא). The following version of this Ritual is primarily for use inside the Vault of the Adepti, and its form derives from the disposition of the Planets in the Vault, as illustrated below.²⁵ When the Ritual is being performed inside the Vault, all Banishing, reverse Circumambulation, and the Enochian Call should be omitted. It is traditional to never banish anything nor to use Enochiana inside the Vault.

A good alternative version would be to invoke the Planets according to increasing vibratory frequency of the colors which correspond to them in the King's Scale (that is, in the order of the walls of the Vault). The Magician should eventually experiment with both versions.

²⁵ Note that the orientations given within the text of this Ritual are not always precise, due to the difficulty of dividing a Heptagram and a Triangle into the directions usually associated with a compass. The Magician should therefore make frequent reference to this illustration when performing this Ritual.



Synopsis

Altar: White Altar cloth, candle, incense, cup of water, Lotus (or Phoenix) Wand (wrapped), Planetary Banishing Dagger, materials for the Rite of the Magical Eucharist (optional).

Colors: Blue-violet, violet, red, orange, green, yellow, and blue (each flashing with its complementary color).

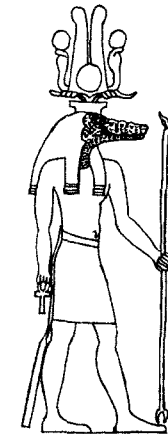
Ritual Precis

1. Perform the Lesser Banishing Ritual of the Pentagram.
2. Perform the Lesser Banishing Ritual of the Hexagram.
3. Perform the Rite of Purification with Water and Consecration with Fire.
4. Unwrap the Lotus Wand.
5. Perform the Rite of the Qabalistic Cross.
6. Perform an Invocation of the Highest Divine Force.
7. Invoke each of the Planets according to their disposition in the Vault of the Adepti (assuming the appropriate God Forms, using the appropriate Hexagrams, Names, and Sigils).
8. Circumambulate seven times.
9. Perform the Rite of Adoration of the Lord of the Universe.
10. State all Magical Intentions.
11. Perform the Middle Pillar Ritual (optional).
12. Skry to the corresponding Plane (optional).
13. Perform the Rite of the Magical Eucharist (optional).
14. Wrap the Lotus Wand.
15. Reverse circumambulate seven times.

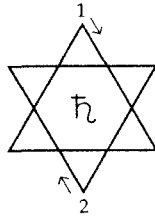
16. Divest yourself of all God Forms assumed during the Ritual.
17. Perform the Supreme Banishing Ritual of the Hexagram, by banishing each Planet according to its disposition in the Vault of the Adepti (using the appropriate Hexagrams and Names).
18. Perform the Lesser Banishing Ritual of the Pentagram.
19. Perform the Lesser Banishing Ritual of the Hexagram.
20. Declare the Temple duly closed.

Ritual

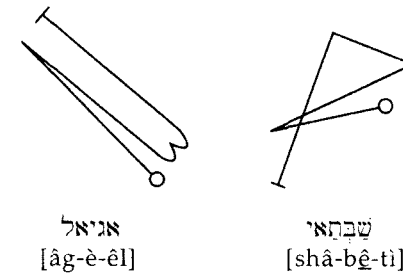
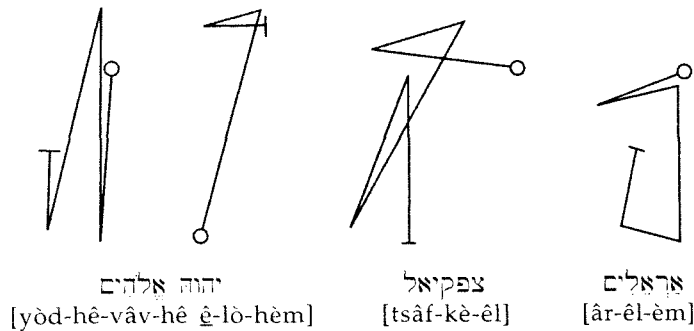
1. Go to the Northeast corner. Stand facing outward, away from the Altar. Proclaim: "Hekas, Hekas Este Bebeloi" [hê-kâs hê-kâs ês-tê bê-bê-lòè].
2. Go to the West of the Altar, facing East. Perform the Lesser Banishing Ritual of the Pentagram.
3. Perform the Lesser Banishing Ritual of the Hexagram.
4. Perform the Rite of Purification with Water and Consecration with Fire.
5. Unwrap your Lotus Wand.
6. Perform the Rite of the Qabalistic Cross.
7. Perform an Invocation of the Highest Divine Force.
8. Pick up your Lotus Wand. Go to the Southern end of the Circle. Stand facing outward.
9. Pause and close your eyes for a moment. Visualize the God Form of Sebek, dressed in blue-violet with yellow-orange trim. Assume the God Form of Sebek, while vibrating "Sebek" [sê-bêk].



10. Facing the Saturn wall,²⁶ trace a blue-violet Invoking Saturn Hexagram (Supreme form) and a yellow-orange \aleph in its center, while vibrating "אררריתא" [â-râ-rè-tâ]. Trace a yellow-orange Saturn glyph in its center, while vibrating "יהוה אלהים" [yöd-hê-vâv-hê ê-lô-hèm]. Project blue-violet Light through it, using the Sign of the Enterer.



11. Give the LVX Signs.
 12. Raise your arms, reaching outward and slightly upward. Proclaim (and vibrate as indicated): "In the Name of the Lord 'יהוה אלהים' [yöd-hê-vâv-hê ê-lô-hèm], and in the mystic, seven-lettered Name 'אררריתא' [â-râ-rè-tâ], I invoke you, you Forces of Saturn."
 13. Each of the Names in the following Invocation should be vibrated twice. The first time, vibrate the Name while you trace it in Hebrew (over the Hexagram, from right to left). The second time, vibrate the Name again, while you trace its Sigil, as shown below. Proclaim: "In the Name of the Lord 'יהוה אלהים' [yöd-hê-vâv-hê ê-lô-hèm], of the Archangel 'צפקיאל' [tsâf-kè-êl], of the Choir of Angels 'אראלים' [âr-êl-èm], and of the Planetary Intelligence 'אג' [âg-è-êl], I invoke you, you Forces of 'שבתיא' [shâ-bê-ti]."



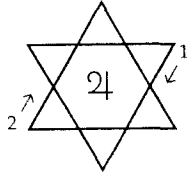
14. Pause and close your eyes for a moment. Visualize again the God Form of Sebek, dressed in blue-violet with yellow-orange trim. Divest yourself of the God Form of Sebek, while vibrating "Sebek" [sê-bêk].
 15. Pierce the center of the Hexagram, and trace a line of white Light as you move clockwise to the East-southeast. Finish the line at the point where the center of the next Hexagram will be.
 16. Assume the God Form of Amen-Ra, dressed in violet with yellow trim, while vibrating "Amen-Ra" [î-mùn râ].



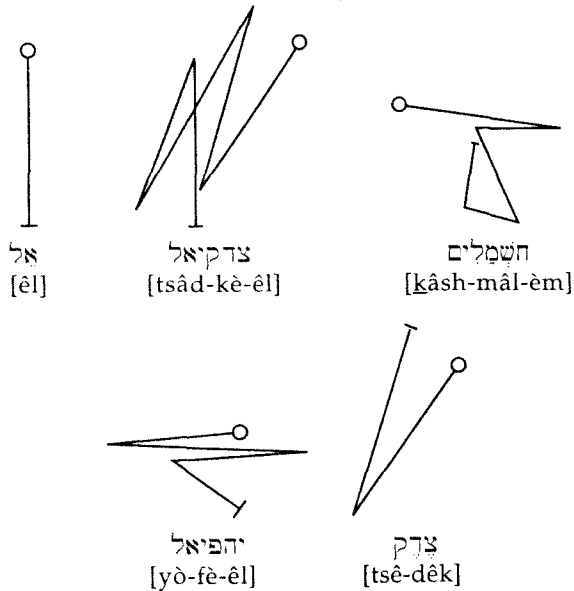
17. Facing the Jupiter wall, trace a violet Invoking Jupiter Hexagram (Supreme form) and a yellow γ in its center, while vibrating "אררריתא" [â-râ-rè-tâ]. Trace a yellow Jupiter glyph in its center,

²⁶ Or the spatial location of the Saturn wall in the Vault of the Adepti, which is actually located between the South and the South-southeast (refer to introductory diagram for this and all subsequent precise spatial orientations).

while vibrating "אֵל" [êl]. Project violet Light through it, using the Sign of the Enterer.



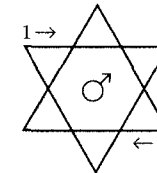
18. Give the LVX Signs.
19. Raise your arms, reaching outward and slightly upward. Proclaim (and vibrate as indicated): "In the Name of the Lord 'אֵל' [êl], and in the mystic, seven-lettered Name 'אֶרְאֵרִיחָא' [â-râ-rê-tâ], I invoke you, you Forces of Jupiter."
20. Each of the Names in the following Invocation should be vibrated twice. The first time, vibrate the Name while you trace it in Hebrew (over the Hexagram, from right to left). The second time, vibrate the Name again, while you trace its Sigil, as shown below. Proclaim: "In the Name of the Lord 'אֵל' [êl], of the Archangel 'צַדְקִיָּאל' [tsâd-kè-êl], of the Choir of Angels 'קַשְׁמַלִּים' [kâsh-mâl-èm], and of the Planetary Intelligence 'יְהוֹפִיָּאל' [yò-fè-êl], I invoke you, you Forces of 'צַדְק' [tsê-dêk]."



21. Divest yourself of the God Form of Amen-Ra, dressed in violet with yellow trim, while vibrating "Amen-Ra" [î-mùn râ].
22. Pierce the center of the Hexagram, and trace a line of white Light as you move to the East-northeast. Finish the line at the point where the center of the next Hexagram will be.
23. Assume the God Form of Horus, dressed in red with green trim, while vibrating "Horus" [krù].



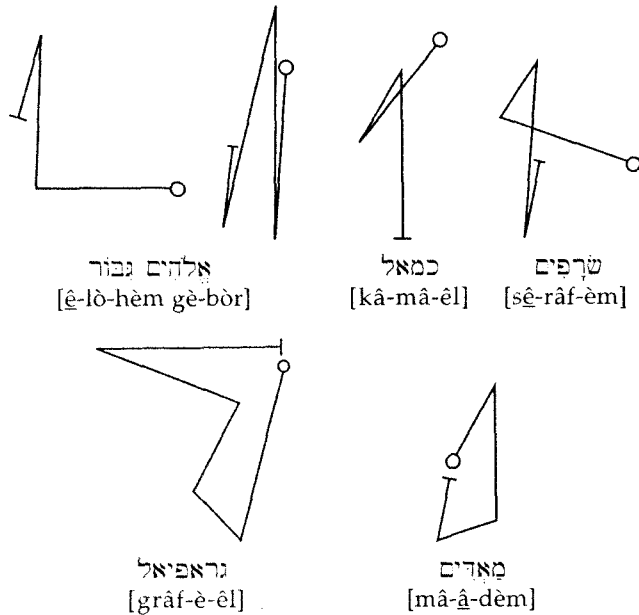
24. Facing the Mars wall, trace a red Invoking Mars Hexagram (Supreme form) and a green ⚎ in its center, while vibrating "אֶרְאֵרִיחָא" [â-râ-rê-tâ]. Trace a green Mars glyph in its center, while vibrating "אֱלֹהִים גְּבוּר" [ê-lò-hèm gè-bòr]. Project red Light through it, using the Sign of the Enterer.




25. Give the LVX Signs.
26. Raise your arms, reaching outward and slightly upward. Proclaim (and vibrate as indicated): "In the Name of the Lord 'אֱלֹהִים גְּבוּר' [ê-lò-hèm gè-bòr], and in the mystic, seven-lettered Name

'אַרְאֲרִיָּחָא' [â-râ-rè-tâ], I invoke you, you Forces of Mars."

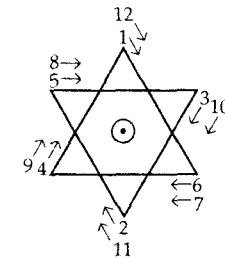
27. Each of the Names in the following Invocation should be vibrated twice. The first time, vibrate the Name while you trace it in Hebrew (over the Hexagram, from right to left). The second time, vibrate the Name again, while you trace its Sigil, as shown below. Proclaim: "In the Name of the Lord 'אֱלֹהִים גְּבוּר' [ê-lò-hèm gè-bòr], of the Archangel 'כַּמְאֵל' [kâ-mâ-êl], of the Choir of Angels 'שָׂרָפִים' [sê-râf-èm], and of the Planetary Intelligence 'גְּרָאֲפִיאֵל' [grâf-è-êl], I invoke you, you Forces of 'מַאֲדִים' [mâ-â-dèm]."



28. Divest yourself of the God Form of Horus, dressed in red with green trim, while vibrating "Horus" [krù].
 29. Pierce the center of the Hexagram, and trace a line of white Light as you move to the North. Finish the line at the point where the center of the next Hexagram will be.
 30. Assume the God Form of Ra, dressed in orange with blue trim, while vibrating "Ra" [rà].

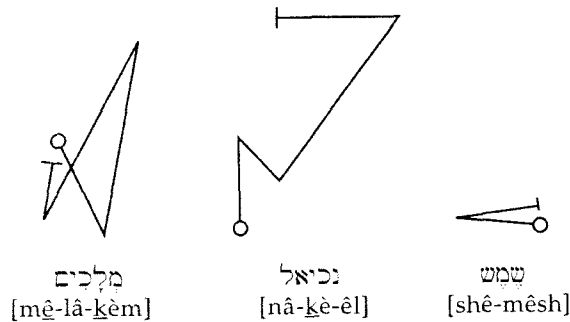
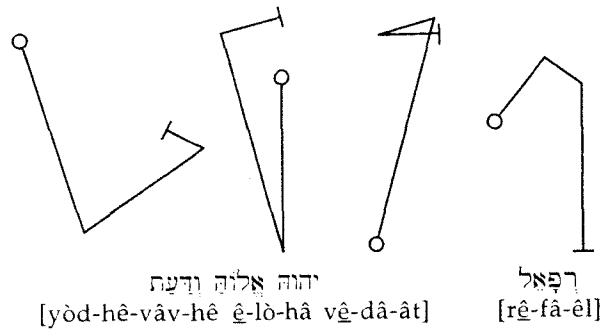


31. Facing the Solar wall, trace an orange Invoking Solar Hexagram (Supreme form) and a blue 7 in its center, while vibrating "אַרְאֲרִיָּחָא" [â-râ-rè-tâ]. Trace a blue Solar glyph in its center, while vibrating "יְהוָה אֱלֹהֵינוּ וְיֵשׁוּעָה" [yòd-hè-vâv-hè ê-lò-hâ vè-dâ-ât]. Project orange Light through it, using the Sign of the Enterer.



32. Give the LVX Signs.
 33. Raise your arms, reaching outward and slightly upward. Proclaim (and vibrate as indicated): "In the Name of the Lord 'יְהוָה אֱלֹהֵינוּ וְיֵשׁוּעָה' [yòd-hè-vâv-hè ê-lò-hâ vè-dâ-ât], and in the mystic, seven-lettered Name 'אַרְאֲרִיָּחָא' [â-râ-rè-tâ], I invoke you, you Forces of the Sun."
 34. Each of the Names in the following Invocation should be vibrated twice. The first time, vibrate the Name while you trace it in He-

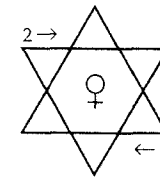
brew (over the Hexagram, from right to left). The second time, vibrate the Name again, while you trace its Sigil, as shown below. Proclaim: "In the Name of the Lord יהוה אלוה ודעה [yòd-hê-vâv-hê ê-lò-hâ vê-dâ-ât], of the Archangel רפאל [rê-fâ-êl], of the Choir of Angels מלכים [mê-lâ-kêm], and of the Planetary Intelligence נכ"א [nâ-kê-êl], I invoke you, you Forces of שמש [shê-mêsh]."



35. Divest yourself of the God Form of Ra, dressed in orange with blue trim, while vibrating "Ra" [râ].
36. Pierce the center of the Hexagram, and trace a line of white Light as you move to the West. Finish the line at the point where the center of the next Hexagram will be.
37. Assume the God Form of Hathor, dressed in green with red trim, while vibrating "Hathor" [kêṭ kṛù].

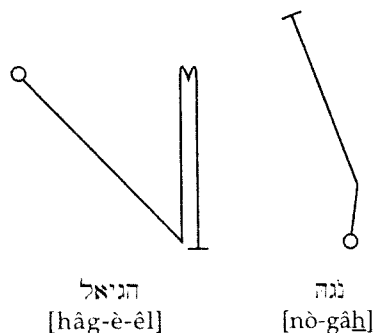
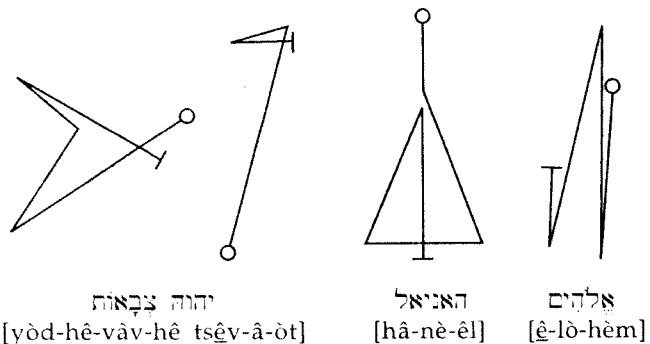


38. Facing the Venus wall, trace a green Invoking Venus Hexagram (Supreme form) and a red ' in its center, while vibrating "ארריתא" [â-râ-rê-tâ]. Trace a red Venus glyph in its center, while vibrating "יהוה צבאות" [yòd-hê-vâv-hê tsêv-â-òt]. Project green Light through it, using the Sign of the Enterer.



39. Give the LVX Signs.
40. Raise your arms, reaching outward and slightly upward. Proclaim (and vibrate as indicated): "In the Name of the Lord יהוה צבאות" [yòd-hê-vâv-hê tsêv-â-òt], and in the mystic, seven-lettered Name "ארריתא" [â-râ-rê-tâ], I invoke you, you Forces of Venus."
41. Each of the Names in the following Invocation should be vibrated twice. The first time, vibrate the Name while you trace it in Hebrew (over the Hexagram, from right to left). The second time, vibrate the Name again, while you trace its Sigil, as shown below. Proclaim: "In the Name of the Lord יהוה צבאות" [yòd-hê-vâv-hê tsêv-â-òt], of the Archangel האניאל [hâ-nè-êl], of the Choir of

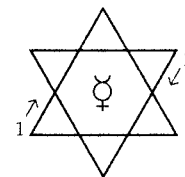
Angels 'אלהים' [ê-lò-hèm], and of the Planetary Intelligence 'הניאל' [hâg-è-êl], I invoke you, you Forces of 'ננה' [nò-gâh]."



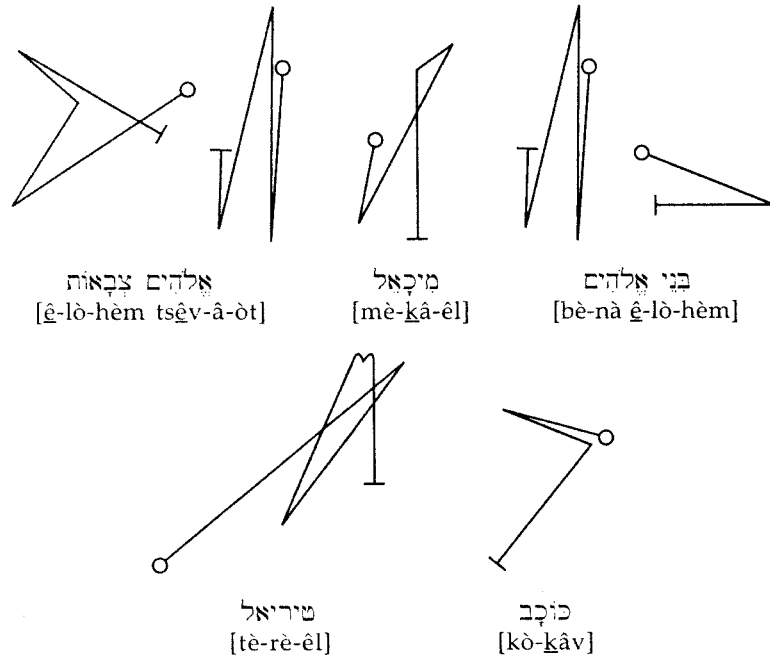
42. Divest yourself of the God Form of Hathor, dressed in green with red trim, while vibrating "Hathor" [kêṯ krù].
43. Pierce the center of the Hexagram, and trace a line of white Light as you move to the Northwest. Finish the line at the point where the center of the next Hexagram will be.
44. Assume the God Form of Djehuti, dressed in yellow with violet trim, while vibrating "Djehuti" [jê-hù-tè].



45. Facing the Mercury wall, trace a yellow Invoking Mercury Hexagram (Supreme form) and a violet \square in its center, while vibrating "ארוריחא" [â-râ-rè-tâ]. Trace a violet Mercury glyph in its center, while vibrating "אלהים צבאוֹת" [ê-lò-hèm tsêv-â-òt]. Project yellow Light through it, using the Sign of the Enterer.



46. Give the LVX Signs.
47. Raise your arms, reaching outward and slightly upward. Proclaim (and vibrate as indicated): "In the Name of the Lord 'אלהים צבאוֹת' [ê-lò-hèm tsêv-â-òt], and in the mystic, seven-lettered Name 'ארוריחא' [â-râ-rè-tâ], I invoke you, you Forces of Mercury."
48. Each of the Names in the following Invocation should be vibrated twice. The first time, vibrate the Name while you trace it in Hebrew (over the Hexagram, from right to left). The second time, vibrate the Name again, while you trace its Sigil, as shown below. Proclaim: "In the Name of the Lord 'אלהים צבאוֹת' [ê-lò-hèm tsêv-â-òt], of the Archangel 'מִיכָאֵל' [mè-kâ-êl], of the Choir of Angels 'בְּנֵי אֱלֹהִים' [bè-nà ê-lò-hèm], and of the Planetary Intelligence 'טיריאל' [tè-rè-êl], I invoke you, you Forces of 'כוֹכָב' [kò-kâv]."

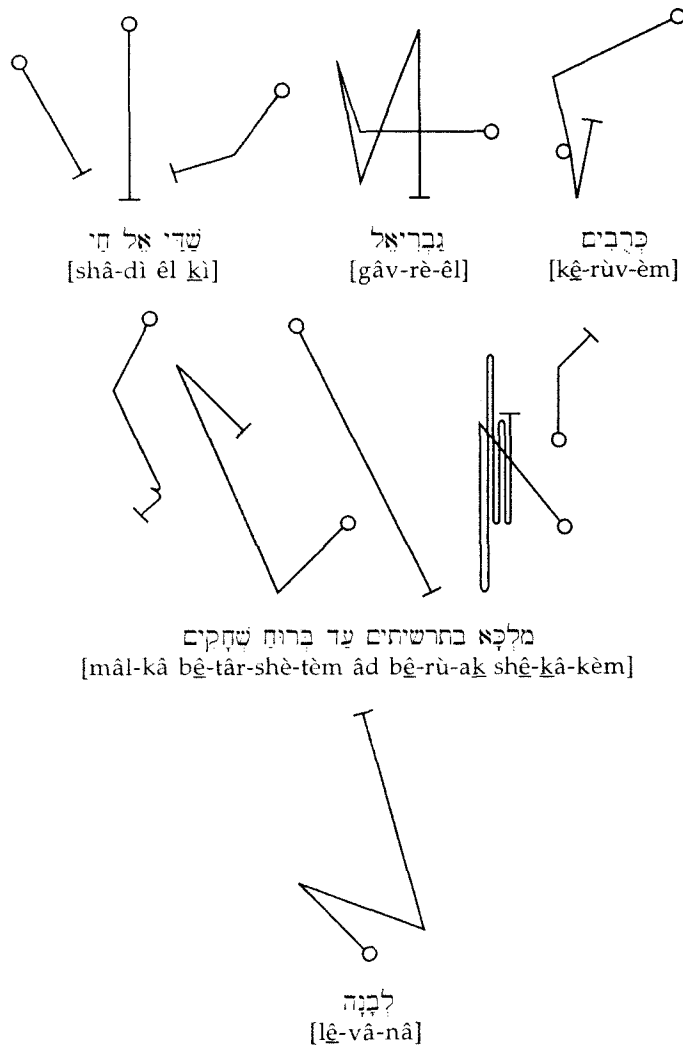


49. Divest yourself of the God Form of Djehuti, dressed in yellow with violet trim, while vibrating "Djehuti" [jê-hù-tè].
50. Pierce the center of the Hexagram, and trace a line of white Light as you move to the Southwest. Finish the line at the point where the center of the next Hexagram will be.
51. Assume the God Form of Isis, dressed in blue with orange trim, while vibrating "Isis" [è-sêt].
52. Facing the Lunar wall, trace a blue Invoking Lunar Hexagram (Supreme form) and an orange ✽ in its center, while vibrating "אַרְאֲרִיָּהָא" [â-râ-rè-tâ]. Trace an orange Lunar glyph²⁷ in its center, while vibrating "שְׁדֵי אֵל הָי" [shâ-dì êl kî]. Project blue Light through it, using the Sign of the Enterer.

²⁷ Note that the correct form of this glyph changes with the phases of the moon. ☽ should be employed when the Moon is waxing, ☾ should be employed for the waning Moon, ○ at the time of the full Moon, and ● at the time of the new Moon. These alternating forms should be used whenever possible. As a last resort, ☽ may be used as a default form, although this is technically incorrect and should be avoided.



53. Give the LVX Signs.
54. Raise your arms, reaching outward and slightly upward. Proclaim (and vibrate as indicated): "In the Name of the Lord 'שְׁדֵי אֵל הָי' [shâ-dì êl kî], and in the mystic, seven-lettered Name 'אַרְאֲרִיָּהָא' [â-râ-rè-tâ], I invoke you, you Forces of the Moon."
55. Each of the Names in the following Invocation should be vibrated twice. The first time, vibrate the Name while you trace it in Hebrew (over the Hexagram, from right to left). The second time, vibrate the Name again, while you trace its Sigil, as shown below. Proclaim: "In the Name of the Lord 'שְׁדֵי אֵל הָי' [shâ-dì êl kî], of the Archangel 'גַּבְרִיאֵל' [gâv-rè-èl], of the Choir of Angels 'קְרַבִּיִּם' [kê-rùv-èm], and of the Planetary Intelligence of the Intelligences 'מַלְכָּא בְּתַרְשִׁתִּים עַד בְּרוּחַ שְׁחָקִים' [mâl-kâ bê-târ-shè-tèm âd bê-rù-ak shê-kâ-kèm], I invoke you, you Forces of 'לְבַנָּה' [lê-vâ-nâ]."



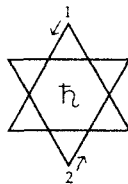
56. Divest yourself of the God Form of Isis, dressed in blue with orange trim, while vibrating "Isis" [è-sêt].
57. Pierce the center of the Hexagram, and trace a line of white Light as you move to the East. Complete the Circle by finishing the line in the center of the first Hexagram (i.e., where you began).

58. Go to the West of the Altar, and face East.
59. Vibrate the first Enochian Call as listed in appendix I, "Enochian Calls" (optional).
60. Extend your arms outward and upward. Proclaim: "I invoke you, you Angels of the celestial Spheres, whose dwelling is in the Invisible. You are the Guardians of the Gates of the Universe. May you also be the Guardians of this Mystic Sphere. Keep far removed the Evil and the Unbalanced. Strengthen and inspire me, so that I may preserve unsullied this Abode of the Mysteries of the Eternal Gods. Let my Sphere be pure and holy, so that I may enter in, and become a partaker of, the Light Divine."
61. Give the LVX Signs, and remain thus for a short time, while you feel the invoked Energies.
62. Go to the Northeast corner of the Circle, and face outward. Extend your arms outward and upward, and proclaim: "The visible Sun is the dispenser of Light to the Earth. Let me form therefore a Vortex in this Chamber, that the invisible Light of the Spirit shall shine therein from above."
63. Circumambulate seven times around the perimeter of the Circle. Imagine Magical Current flowing through you, and visualize a clockwise-spinning Vortex being created as you move. Give the Sign of the Enterer each time that you pass by the Eastern end of the Circle (in the direction you are going, without stopping). Finish in the Northeast.
64. Go to the West of the Altar, facing East. Perform the Rite of Adoration of the Lord of the Universe.
65. State clearly the Magical Intentions of the Ritual. For example: "It is the Intention of this Ritual that the Energies of the Planets shall be awakened and equilibrated in my Sphere of Sensation ('Aura'), and that I shall eventually attain the Knowledge of, and Conversation with, my Divine Genius ('Holy Guardian Angel')."
66. Perform the Ritual of the Middle Pillar. This activates and equilibrates the invoked Forces in your Sphere of Sensation (optional).
67. Skry to the Plane of the invoked Forces (optional). When finished, make a sketch, drawing, or painting of any encountered images or beings, and write a brief description of any visionary experience. This material should be carefully recorded for entry into the Magical Diary.
68. Perform the Rite of the Magical Eucharist (optional).
69. Carefully wrap and put away your Lotus Wand, to avoid any accidental dissipation of its charged Force.

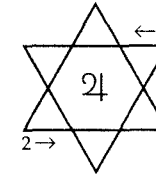
70. Go to the Southeast corner.
71. Reverse circumambulate seven times around the perimeter of the Circle. As you move, imagine Magical Current flowing through you, and visualize the Vortex of Magical Energy, which you created earlier, reversing and dissipating. Give the Sign of the Enterer each time that you pass by the Eastern end of the Circle (in the direction you are going, without stopping). Finish in the Southeast.
72. Go to the West of the Altar, facing East, and perform the Rite of Adoration of the Lord of the Universe.
73. Divest yourself of any God Forms which may have been assumed during preliminary Invocations (e.g., of the Highest Divine Force).
74. Perform the Supreme Banishing Ritual of the Hexagram.
75. Perform the Lesser Banishing Ritual of the Pentagram.
76. Perform the Lesser Banishing Ritual of the Hexagram.
77. Knock seven times upon the Altar and proclaim: "I now release any Spirits which may have been imprisoned by this Ritual. Go now, with the Blessings of 'אַרְאֲרִיחָא' [â-râ-rè-tâ]. May there always be peace between us, and may you always come when you are called. I now Declare this Ritual duly closed."

Supreme Banishing Ritual of the Hexagram

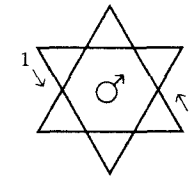
1. Look around, and assure yourself that you will not accidentally banish the charged Force of any consecrated Magical Implements.
2. Stand West of the Altar, facing East. Perform the Rite of the Qabalistic Cross.
3. Pick up your Planetary Banishing Dagger. Go to the Southern end of the Circle. Stand facing outward.
4. Facing the spatial location of the Saturn wall, trace a blue-violet Banishing Saturn Hexagram (Supreme form), while vibrating "אַרְאֲרִיחָא" [â-râ-rè-tâ]. Trace a yellow-orange Saturn glyph in its center, while vibrating "יְהוָה אֱלֹהִים" [yòd-hê-vâv-hê ê-lò-hèm]. Project blue-violet Light through it, using the Sign of the Enterer. Give the Sign of Silence.



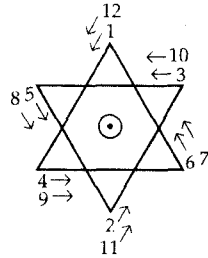
5. Pierce the center of the Hexagram, and trace a line of white Light as you move clockwise to the East-southeast. Finish the line at the point where the center of the next Hexagram will be.
6. Facing the spatial location of the Jupiter wall, trace a violet Banishing Jupiter Hexagram (Supreme form), while vibrating "אַרְאֲרִיחָא" [â-râ-rè-tâ]. Trace a yellow Jupiter glyph in its center, while vibrating "אֵל" [êl]. Project violet Light through it, using the Sign of the Enterer. Give the Sign of Silence.



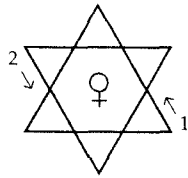
7. Pierce the center of the Hexagram, and trace a line of white Light as you move to the East-northeast. Finish the line at the point where the center of the next Hexagram will be.
8. Facing the spatial location of the Mars wall, trace a red Banishing Mars Hexagram (Supreme form), while vibrating "אַרְאֲרִיחָא" [â-râ-rè-tâ]. Trace a green Mars glyph in its center, while vibrating "נְבוֹרֵי אֱלֹהִים" [ê-lò-hèm gè-bòr]. Project red Light through it, using the Sign of the Enterer. Give the Sign of Silence.



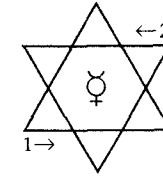
9. Pierce the center of the Hexagram, and trace a line of white Light as you move to the North. Finish the line at the point where the center of the next Hexagram will be.
10. Facing the spatial location of the Solar wall, trace an orange Banishing Solar Hexagram (Supreme form), while vibrating "אַרְאֲרִיחָא" [â-râ-rè-tâ]. Trace a blue Solar glyph in its center, while vibrating "יְהוָה אֱלֹהֵי וְדַעַת" [yòd-hê-vâv-hê ê-lò-hâ vê-dâ-ât]. Project orange Light through it, using the Sign of the Enterer. Give the Sign of Silence.



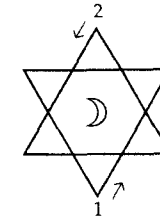
11. Pierce the center of the Hexagram, and trace a line of white Light as you move to the West. Finish the line at the point where the center of the next Hexagram will be.
12. Facing the spatial location of the Venus wall, trace a green Banishing Venus Hexagram (Supreme form), while vibrating "ארררת" [â-râ-rè-tâ]. Trace a red Venus glyph in its center, while vibrating "יהוה צבאות" [yòd-hê-vâv-hê tsêv-â-òt]. Project green Light through it, using the Sign of the Enterer. Give the Sign of Silence.



13. Pierce the center of the Hexagram, and trace a line of white Light as you move to the Northwest. Finish the line at the point where the center of the next Hexagram will be.
14. Facing the spatial location of the Mercury wall, trace a yellow Banishing Mercury Hexagram (Supreme form), while vibrating "ארררת" [â-râ-rè-tâ]. Trace a violet Mercury glyph in its center, while vibrating "אלהים צבאות" [ê-lò-hèm tsêv-â-òt]. Project yellow Light through it, using the Sign of the Enterer. Give the Sign of Silence.



15. Pierce the center of the Hexagram, and trace a line of white Light as you move to the Southwest. Finish the line at the point where the center of the next Hexagram will be.
16. Facing the spatial location of the Lunar wall, trace a blue Banishing Lunar Hexagram (Supreme form), while vibrating "ארררת" [â-râ-rè-tâ]. Trace an orange Lunar glyph in its center, while vibrating "שדי אל קי" [shâ-dì êl kî]. Project blue Light through it, using the Sign of the Enterer. Give the Sign of Silence.



17. Pierce the center of the Hexagram, and trace a line of white Light as you move to the East. Complete the Circle by finishing the line in the center of the first Hexagram (i.e., where you began).
18. Go to the West of the Altar, facing East. Perform the Analysis of the Key Word in closing.

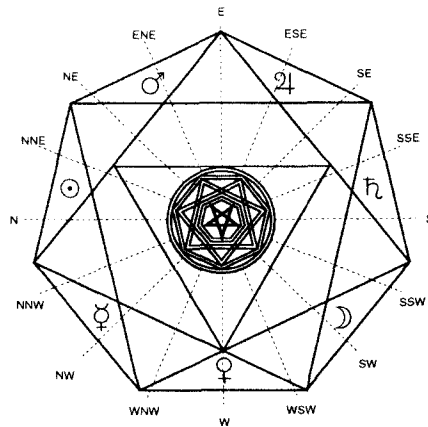
Supreme Invoking Ritual of the Sigillum Dei Aemeth

Introduction

The Supreme Invoking Ritual of the Sigillum Dei Aemeth invokes the combined Forces of the Planets as related to the Sigillum Dei Aemeth. Its form is derived from the disposition of the Planets on the Sigillum, which correspond to their disposition in the Vault of the Adepti with the Sigillum is oriented toward the West (as illustrated below).²⁸ Tradition dictates, however, that this Ritual should never be per-

²⁸ See appendix II for more information on this correspondence.

formed inside the Vault, however, due to its Enochian nature.



Synopsis

Altar: White Altar cloth, candle, incense, cup of water, Lotus (or Phoenix) Wand (wrapped), Planetary Banishing Dagger, materials for the Rite of the Magical Eucharist (optional).

Enochian Tablets: Sigillum Dei Aemeth (on the Altar, with the top toward the West), Venus (West), Moon (Southwest), Saturn (South), Jupiter (East-south-east), Mars (East-northeast), Sun (North), Mercury (Northwest).

Colors: Green, blue, blue-violet, violet, red, orange, and yellow (each flashing with its complementary color).

Ritual Precis

1. Perform the Lesser Banishing Ritual of the Pentagram.
2. Perform the Lesser Banishing Ritual of the Hexagram.
3. Perform the Rite of Purification with Water and Consecration with Fire.
4. Unwrap the Lotus Wand.
5. Perform the Rite of the Qabalistic Cross.
6. Perform an Invocation of the Highest Divine Force.
7. Invoke each of the Planets according to their disposition in the

Vault of the Adepti and on the Sigillum Dei Aemeth (assuming the appropriate God Forms, using the appropriate Hexagrams, Names, and Sigils).

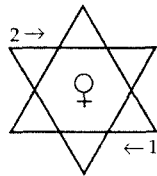
8. Circumambulate seven times.
9. Perform the Rite of Adoration of the Lord of the Universe.
10. State all Magical Intentions.
11. Perform the Middle Pillar Ritual (optional).
12. Skry to the corresponding Plane (optional).
13. Perform the Rite of the Magical Eucharist (optional).
14. Wrap the Lotus Wand.
15. Reverse circumambulate seven times.
16. Divest yourself of all God Forms assumed during the Ritual.
17. Perform the Supreme Banishing Ritual of the Sigillum Dei Aemeth, by banishing each Planet according to its disposition in the Vault of the Adepti, using the appropriate Hexagrams and Names (As always, when this or any other Ritual is performed inside the Vault of the Adepti all Banishing should be omitted).
18. Perform the Lesser Banishing Ritual of the Pentagram.
19. Perform the Lesser Banishing Ritual of the Hexagram.
20. Declare the Temple duly closed.

Ritual

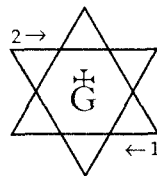
1. Go to the Northeast corner. Stand facing outward, away from the Altar. Proclaim: "Hekas, Hekas Este Bebeloi" [hê-kâs hê-kâs ês-tê bê-bê-lòè].
2. Go to the West of the Altar, facing East. Perform the Lesser Banishing Ritual of the Pentagram.
3. Perform the Lesser Banishing Ritual of the Hexagram.
4. Perform the Rite of Purification with Water and Consecration with Fire.
5. Unwrap your Lotus Wand.
6. Perform the Rite of the Qabalistic Cross.
7. Perform an Invocation of the Highest Divine Force.
8. Pick up your Lotus Wand. Go to the Western end of the Circle. Stand facing outward.
9. Pause and close your eyes for a moment. Visualize the God Form of Hathor, dressed in green with red trim. Assume the God Form of Hathor while vibrating "Hathor" [kê-t krù].



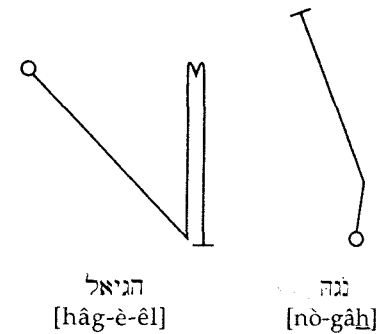
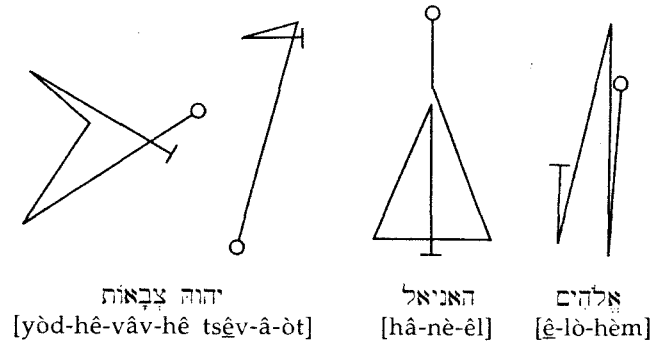
10. Facing the Venus Tablet, trace a green Invoking Venus Hexagram (Supreme form) and a red ♀ in its center, while vibrating "אררארהא" [â-râ-rè-tâ]. Trace a red Venus glyph in its center, while vibrating "יהוה צבאות" [yòd-hê-vâv-hê tsêv-â-òt]. Project green Light through it, using the Sign of the Enterer.



11. Give the LVX Signs.
12. Trace a green Invoking Venus Hexagram (Supreme form) directly over the previous one, while vibrating "El" [êl]. Trace a red Galas glyph in its center, while vibrating "Galas" [gâ-lâs]. Project green Light through it, using the Sign of the Enterer.

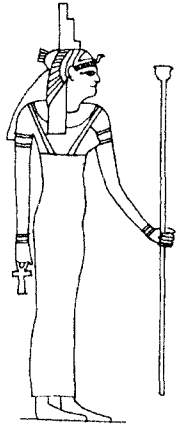


13. Give the LVX Signs.
14. Raise your arms, reaching outward and slightly upward. Proclaim (and vibrate as indicated): "In the Name of the Lord יהוה צבאות" [yòd-hê-vâv-hê tsêv-â-òt], of the great Angel 'El' [êl], and of the overseeing Angel 'Galas' [gâ-lâs], I invoke you, you Angels of the angle of Venus."
15. Each of the Names in the following Invocation should be vibrated twice. The first time, vibrate the Name while you trace it in Hebrew (over the Hexagram, from right to left). The second time, vibrate the Name again, while you trace its Sigil, as shown below. Proclaim: "In the Name of the Lord יהוה צבאות" [yòd-hê-vâv-hê tsêv-â-òt], of the Archangel האניאל [hâ-nè-êl], of the Choir of Angels אלהים [ê-lò-hèm], and of the Planetary Intelligence הגיאל [hâg-è-êl], I invoke you, you Forces of נגה [nò-gâh]."

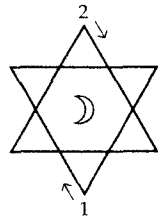


16. Pause and close your eyes for a moment. Visualize again the God Form of Hathor, dressed in green with red trim. Divest yourself of

- the God Form of Hathor, while vibrating "Hathor" [kêṭ krù].
- Pierce the center of the Hexagrams, and trace a line of white Light as you move clockwise to the Southwest.²⁹ Finish the line at the point where the center of the next Hexagram will be.
 - Assume the God Form of Isis, dressed in blue with orange trim, while vibrating "Isis" [è-sêt].



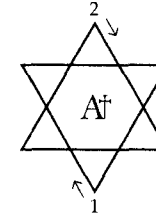
- Facing the Lunar Tablet, trace a blue Invoking Lunar Hexagram (Supreme form) and an orange ⚡ in its center, while vibrating "אֶרְאֵהוּ" [â-râ-rè-tâ]. Trace an orange Lunar glyph³⁰ in its center, while vibrating "שְׁדֵי אֵל קִי" [shâ-di êl kî]. Project blue Light through it, using the Sign of the Enterer.



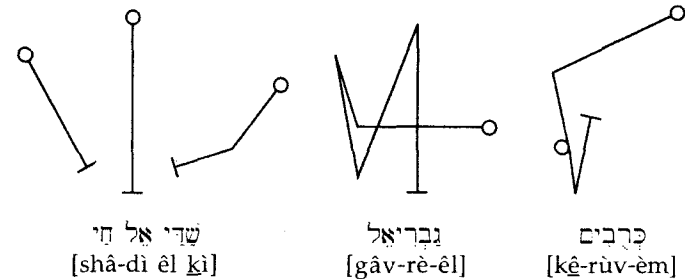
²⁹ Refer to the introductory diagram for this and all subsequent precise spatial orientations. Note that the orientations given within the text of this Ritual are not always precise, due to the difficulty of dividing a Heptagram and a Triangle into the directions usually associated with a compass.

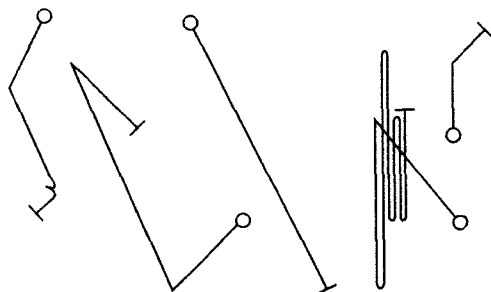
³⁰ Note that the correct form of this glyph changes with the phases of the moon. ☾ should be employed when the Moon is waxing, ☾ should be employed for the waning Moon, ☉ at the time of the full Moon, and ☾ at the time of the new Moon. Use these alternating forms whenever possible. As a last resort, the Magician may use ☾ as a default form, although this is technically incorrect and should be avoided.

- Give the LVX Signs.
- Trace a blue Invoking Lunar Hexagram (Supreme form) directly over the previous one, while vibrating "Ilemese" [è-lê-mê-sè]. Trace an orange Gethog glyph in its center, while vibrating "Gethog" [gêt-hòg]. Project blue Light through it, using the Sign of the Enterer.



- Give the LVX Signs.
- Raise your arms, reaching outward and slightly upward. Proclaim (and vibrate as indicated): "In the Name of the Lord שְׁדֵי אֵל קִי [shâ-di êl kî], of the great Angel 'Ilemese' [è-lê-mê-sè], and of the overseeing Angel 'Gethog' [gêt-hòg], I invoke you, you Angels of the angle of the Moon."
- Give the LVX Signs.
- Each of the Names in the following Invocation should be vibrated twice. The first time, vibrate the Name while you trace it in Hebrew (over the Hexagram, from right to left). The second time, vibrate the Name again, while you trace its Sigil, as shown below. Proclaim: "In the Name of the Lord שְׁדֵי אֵל קִי [shâ-di êl kî], of the Archangel גַּבְרִיאֵל [gâv-rè-êl], of the Choir of Angels קַרְבִּים [kê-rùv-èm], and of the Planetary Intelligence of the Intelligences מַלְכָּא בְּתַרְשִׁיחִים עַד בְּרוּחַ שְׁחִקִים מַלְכָּא בְּתַרְשִׁיחִים עַד בְּרוּחַ שְׁחִקִים [mâl-kâ bê-târ-shè-tèm ad bê-rù-ak shê-kâ-kèm], I invoke you, you Forces of לְבָנָה [lê-vâ-nâ]."



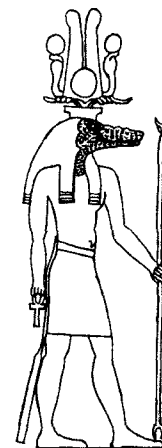


מִלְכָּא בְּתַרְשִׁיחִים עַד בְּרוּחַ שְׁחָקִים
 [mál-ká bê-târ-shè-tèm âd bê-rù-ak shê-kâ-kèm]

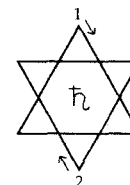


לְבָנָה
 [lé-vâ-nâ]

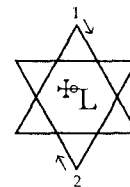
- 26. Divest yourself of the God Form of Isis, dressed in blue with orange trim, while vibrating "Isis" [è-sêt].
- 27. Pierce the center of the Hexagrams, and trace a line of white Light as you move to the South. Finish the line at the point where the center of the next Hexagram will be.
- 28. Assume the God Form of Sebek, dressed in blue-violet with yellow-orange trim, while vibrating "Sebek" [sê-bêk].



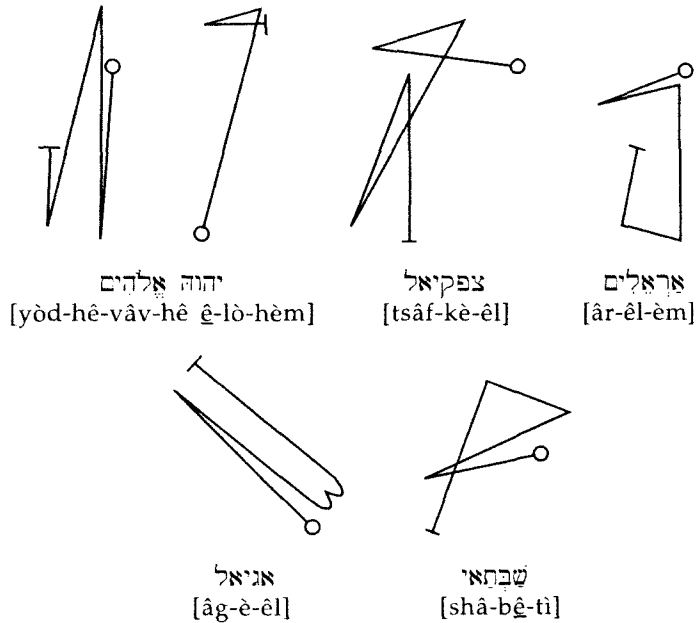
- 29. Facing the Saturn Tablet, trace a blue-violet Invoking Saturn Hexagram (Supreme form) and a yellow-orange ⚄ in its center, while vibrating "אַרְרִיחָא" [â-râ-rè-tâ]. Trace a yellow-orange Saturn glyph in its center, while vibrating "יְהוּדָה אֱלֹהִים" [yòd-hè-vâv-hê ê-lò-hèm]. Project blue-violet Light through it, using the Sign of the Enterer.



- 30. Give the LVX Signs.
- 31. Trace a blue-violet Invoking Saturn Hexagram (Supreme form) directly over the previous one, while vibrating "Hagonel" [hâ-gò-nêl]. Trace a yellow-orange Thaoth glyph in its center, while vibrating "Thaoth" [tê-hâ-ò-têh]. Project blue-violet Light through it, using the Sign of the Enterer.



- 32. Give the LVX Signs.
- 33. Raise your arms, reaching outward and slightly upward. Proclaim (and vibrate as indicated): "In the Name of the Lord 'יהוה אלהים' [yòd-hê-vâv-hê ê-lò-hèm], of the great Angel 'Hagonel' [hâ-gò-nêl], and of the overseeing Angel 'Thaoth' [tê-hâ-ò-têh], I invoke you, you Angels of the angle of Saturn."
- 34. Each of the Names in the following Invocation should be vibrated twice. The first time, vibrate the Name while you trace it in Hebrew (over the Hexagram, from right to left). The second time, vibrate the Name again, while you trace its Sigil, as shown below. Proclaim: "In the Name of the Lord 'יהוה אלהים' [yòd-hê-vâv-hê ê-lò-hèm], of the Archangel 'צפקיאל' [tsâf-kè-êl], of the Choir of Angels 'אראלים' [âr-êl-èm], and of the Planetary Intelligence 'אג' [âg-è-êl], I invoke you, you Forces of 'שבתיא' [shâ-bê-ti]."

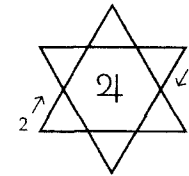


- 35. Divest yourself of the God Form of Sebek, dressed in blue-violet with yellow-orange trim, while vibrating "Sebek" [sê-bêk].
- 36. Pierce the center of the Hexagrams, and trace a line of white Light as you move to the East-southeast. Finish the line at the point

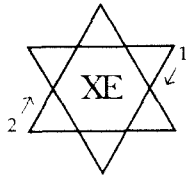
- where the center of the next Hexagram will be.
- 37. Assume the God Form of Amen-Ra, dressed in violet with yellow trim, while vibrating "Amen-Ra" [î-mùn râ].



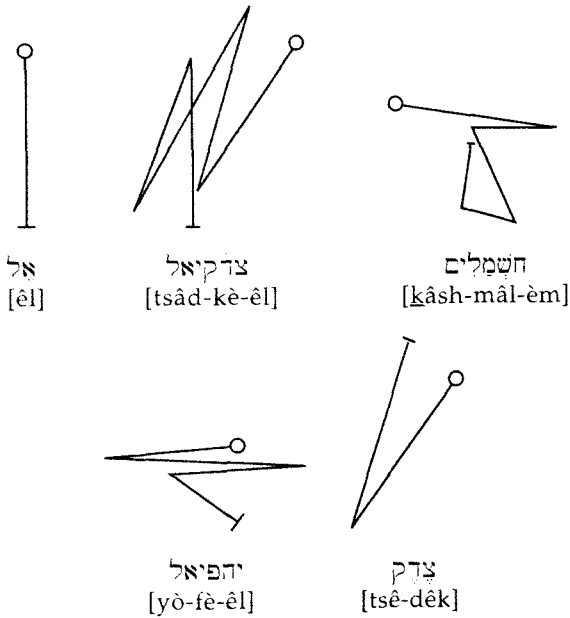
- 38. Facing the Jupiter Tablet, trace a violet Invoking Jupiter Hexagram (Supreme form) and a yellow 7 in its center, while vibrating "אראריתא" [â-râ-rè-tâ]. Trace a yellow Jupiter glyph in its center, while vibrating "אל" [êl]. Project violet Light through it, using the Sign of the Enterer.



- 39. Give the LVX Signs.
- 40. Trace a violet Invoking Jupiter Hexagram (Supreme form) directly over the previous one, while vibrating "Rocle" [rò-klê]. Trace a yellow Horlon glyph in its center, while vibrating "Horlon" [hòr-lòn]. Project violet Light through it, using the Sign of the Enterer.



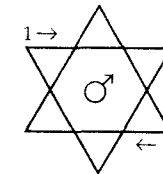
41. Give the LVX Signs.
42. Raise your arms, reaching outward and slightly upward. Proclaim (and vibrate as indicated): "In the Name of the Lord 'אֵל' [êl], of the great Angel 'Rocle' [rò-klê], and of the overseeing Angel 'Horlon' [hòr-lòn], I invoke you, you Angels of the angle of Jupiter."
43. Each of the Names in the following Invocation should be vibrated twice. The first time, vibrate the Name while you trace it in Hebrew (over the Hexagram, from right to left). The second time, vibrate the Name again, while you trace its Sigil, as shown below. Proclaim: "In the Name of the Lord 'אֵל' [êl], of the Archangel 'צַדְקִיאֵל' [tsâd-kê-êl], of the Choir of Angels 'חַשְׁמַלִּים' [kâsh-mâl-èm], and of the Planetary Intelligence 'יְהוֹפִיאֵל' [yò-fè-êl], I invoke you, you Forces of 'צַדִּיק' [tsê-dêk]."



44. Divest yourself of the God Form of Amen-Ra, dressed in violet with yellow trim, while vibrating "Amen-Ra" [i-mùn râ].
45. Pierce the center of the Hexagrams, and trace a line of white Light as you move to the East-northeast. Finish the line at the point where the center of the next Hexagram will be.
46. Assume the God Form of Horus, dressed in red, with green trim, while vibrating "Horus" [krù].

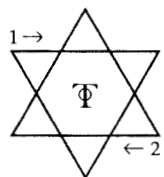


47. Facing the Mars Tablet, trace a red Invoking Mars Hexagram (Supreme form) and a green ♂ in its center, while vibrating "אֶרְרִיתָא" [â-râ-rè-tâ]. Trace a green Mars glyph in its center, while vibrating "אֵלֹהִים גְּבוּרִים" [ê-lò-hèm gè-bòr]. Project red Light through it, using the Sign of the Enterer.

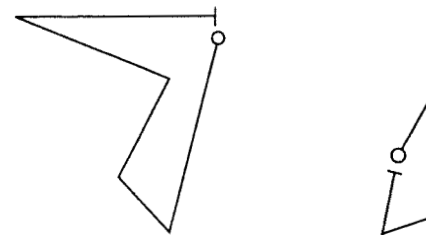
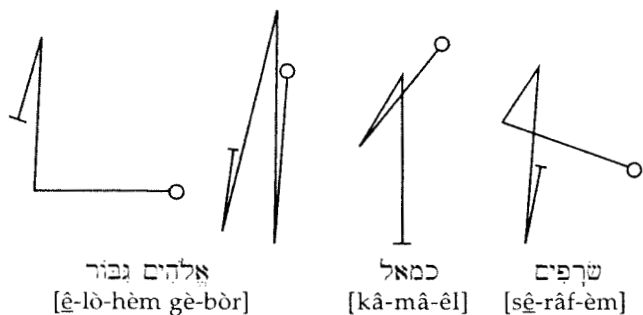


48. Give the LVX Signs.
49. Trace a red Invoking Mars Hexagram (Supreme form) directly over the previous one, while vibrating "Liba" [lè-bâ]. Trace a green In-

non glyph in its center, while vibrating "Innon" [èn-nòn]. Project red Light through it, using the Sign of the Enterer.




50. Give the LVX Signs.
51. Raise your arms, reaching outward and slightly upward. Proclaim (and vibrate as indicated): "In the Name of the Lord 'אלהים גבור' [ê-lò-hèm gè-bòr], of the great Angel 'Liba' [lè-bâ], and of the overseeing Angel 'Innon' [èn-nòn], I invoke you, you Angels of the angle of Jupiter."
52. Each of the Names in the following Invocation should be vibrated twice. The first time, vibrate the Name while you trace it in Hebrew (over the Hexagram, from right to left). The second time, vibrate the Name again, while you trace its Sigil, as shown below. Proclaim: "In the Name of the Lord 'אלהים גבור' [ê-lò-hèm gè-bòr], of the Archangel 'כמאל' [kâ-mâ-êl], of the Choir of Angels 'שרפים' [sê-râf-èm], and of the Planetary Intelligence 'גראפיאל' [grâf-è-êl], I invoke you, you Forces of 'מאדים' [mâ-â-dèm]."



גראפיאל
[grâf-è-êl]

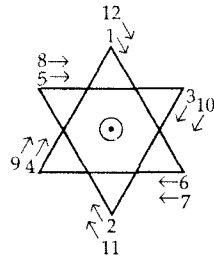
מאדים
[mâ-â-dèm]

53. Divest yourself of the God Form of Horus, dressed in violet with yellow trim, while vibrating "Horus" [krù].
54. Pierce the center of the Hexagrams, and trace a line of white Light as you move to the North. Finish the line at the point where the center of the next Hexagram will be.
55. Assume the God Form of Ra, dressed in orange with blue trim, while vibrating "Ra" [râ].

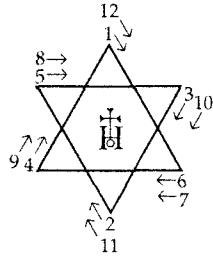


56. Facing the Solar Tablet, trace an orange Invoking Solar Hexagram (Supreme form) and a blue 7 in its center, while vibrating "אראריהא" [â-râ-rè-tâ]. Trace a blue Solar glyph in its center,

while vibrating "יהוה אלוה ודעת" [yòd-hê-vâv-hê ê-lò-hâ vê-dâ-ât]. Project orange Light through it, using the Sign of the Enterer.

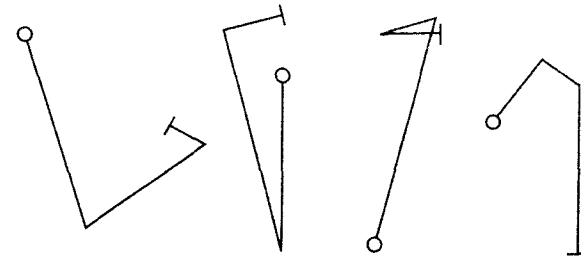


- 57. Give the LVX Signs.
- 58. Trace an orange Invoking Solar Hexagram (Supreme form) directly over the previous one, while vibrating "Ave" [â-vê]. Trace a blue Aaoth glyph in its center, while vibrating "Aaoth" [â-â-ò-têh]. Project orange Light through it, using the Sign of the Enterer.

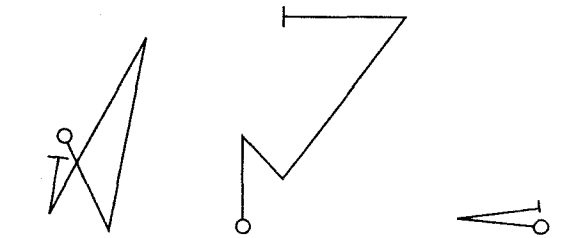


- 59. Give the LVX Signs.
- 60. Raise your arms, reaching outward and slightly upward. Proclaim (and vibrate as indicated): "In the Name of the Lord 'יהוה אלוה ודעת' [yòd-hê-vâv-hê ê-lò-hâ vê-dâ-ât], of the great Angel 'Ave' [â-vê], and of the overseeing Angel 'Aaoth' [â-â-ò-têh], I invoke you, you Angels of the angle of the Sun."
- 61. Each of the Names in the following Invocation should be vibrated twice. The first time, vibrate the Name while you trace it in Hebrew (over the Hexagram, from right to left). The second time, vibrate the Name again, while you trace its Sigil, as shown below. Proclaim: "In the Name of the Lord 'יהוה אלוה ודעת' [yòd-hê-vâv-hê ê-lò-hâ vê-dâ-ât], of the Archangel 'רפאל' [rê-fâ-êl], of the Choir of Angels 'מלכים' [mê-lâ-kêm], and of the Planetary Intelli-

gence 'נביאל' [nâ-kè-êl], I invoke you, you Forces of 'שמש' [shê-mêsh]."



יהוה אלוה ודעת
[yòd-hê-vâv-hê ê-lò-hâ vê-dâ-ât]
רפאל
[rê-fâ-êl]

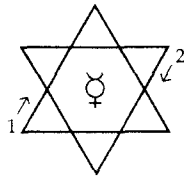


מלכים
[mê-lâ-kêm]
נביאל
[nâ-kè-êl]
שמש
[shê-mêsh]

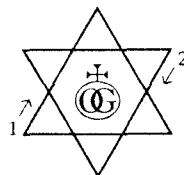
- 62. Divest yourself of the God Form of Ra, dressed in orange with blue trim, while vibrating "Ra" [râ].
- 63. Pierce the center of the Hexagrams, and trace a line of white Light as you move to the Northwest. Finish the line at the point where the center of the next Hexagram will be.
- 64. Assume the God Form of Djehuti, dressed in yellow with violet trim, while vibrating "Djehuti" [jê-hù-tè].



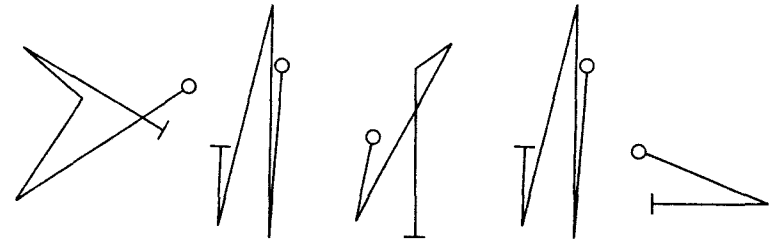
65. Facing the Mercury Tablet, trace a yellow Invoking Mercury Hexagram (Supreme form) and a violet Γ in its center, while vibrating "אר ריהא" [â-râ-rè-tâ]. Trace a violet Mercury glyph in its center, while vibrating "אלהים צבאות" [ê-lò-hèm tsêv-â-òt]. Project yellow Light through it, using the Sign of the Enterer.



66. Give the LVX Signs.
 67. Trace a yellow Invoking Mercury Hexagram (Supreme form) directly over the previous one, while vibrating "An" [ân]. Trace a violet Galethog glyph in its center, while vibrating "Galethog" [gâ-lêt-hòg]. Project yellow Light through it, using the Sign of the Enterer.



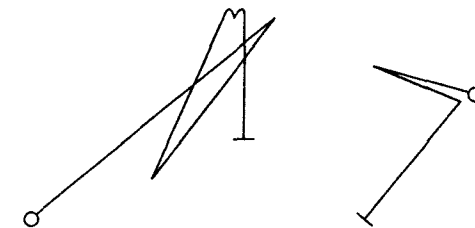
68. Give the LVX Signs.
 69. Raise your arms, reaching outward and slightly upward. Proclaim (and vibrate as indicated): "In the Name of the Lord 'אלהים צבאות' [ê-lò-hèm tsêv-â-òt], of the great Angel 'An' [ân], and of the over-seeing Angel 'Galethog' [gâ-lêt-hòg], I invoke you, you Angels of the angle of Mercury."
 70. Each of the Names in the following Invocation should be vibrated twice. The first time, vibrate the Name while you trace it in Hebrew (over the Hexagram, from right to left). The second time, vibrate the Name again, while you trace its Sigil, as shown below. Proclaim: "In the Name of the Lord 'אלהים צבאות' [ê-lò-hèm tsêv-â-òt], of the Archangel 'מיקאל' [mè-kâ-êl], of the Choir of Angels 'בני אלהים' [bè-nà ê-lò-hèm], and of the Planetary Intelligence 'טיראל' [tè-rè-êl], I invoke you, you Forces of 'כוכב' [kò-kâv]."



אלהים צבאות
[ê-lò-hèm tsêv-â-òt]

מיקאל
[mè-kâ-êl]

בני אלהים
[bè-nà ê-lò-hèm]



טיראל
[tè-rè-êl]

כוכב
[kò-kâv]

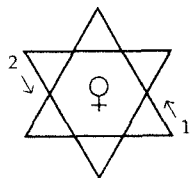
71. Divest yourself of the God Form of Djehuti, dressed in yellow with violet trim, while vibrating "Djehuti" [jê-hù-tè].
 72. Pierce the center of the Hexagrams, and trace a line of white Light as you move to the West. Complete the Circle by finishing the line

- in the center of the first Hexagrams (i.e., where you began).
73. Go to the East of the Altar, and face West.
 74. Vibrate the first Enochian Call as listed in appendix I, "Enochian Calls" (optional).
 75. Extend your arms outward and upward. Proclaim: "I invoke you, you Angels of the celestial Spheres, whose dwelling is in the Invisible. You are the Guardians of the Gates of the Universe. May you also be the Guardians of this Mystic Sphere. Keep far removed the Evil and the Unbalanced. Strengthen and inspire me, so that I may preserve unsullied this Abode of the Mysteries of the Eternal Gods. Let my Sphere be pure and holy, so that I may enter in, and become a partaker of, the Light Divine."
 76. Give the LVX Signs, and remain thus for a short time, while you feel the invoked Energies.
 77. Go to the Northeast corner of the Circle, and face outward. Extend your arms outward and upward, and proclaim: "The visible Sun is the dispenser of Light to the Earth. Let me form therefore a Vortex in this Chamber, that the invisible Light of the Spirit shall shine therein from above."
 78. Circumambulate seven times around the perimeter of the Circle. Imagine Magical Current flowing through you, and visualize a clockwise-spinning Vortex being created as you move. Give the Sign of the Enterer each time that you pass by the Eastern end of the Circle (in the direction you are going, without stopping). Finish in the Northeast.
 79. Go to the West of the Altar, facing East. Perform the Rite of Adoration of the Lord of the Universe.
 80. State clearly the Magical Intentions of the Ritual. For example: "It is the Intention of this Ritual that the Energies of the Sigillum Dei Aemeth shall be awakened and equilibrated in my Sphere of Sensation ('Aura'), and that I shall eventually attain the Knowledge of, and Conversation with, my Divine Genius ('Holy Guardian Angel')."
 81. Perform the Ritual of the Middle Pillar. This activates and equilibrates the invoked Forces in your Sphere of Sensation (optional).
 82. Skry to the Plane of the invoked Forces (optional). When finished, make a sketch, drawing, or painting of any encountered images or beings, and write a brief description of any visionary experience. This material should be carefully recorded for entry into the Magical Diary.
 83. Perform the Rite of the Magical Eucharist (optional).

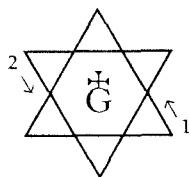
84. Carefully wrap and put away your Lotus Wand, to avoid any accidental dissipation of its charged Force.
85. Go to the Southeast corner.
86. Reverse circumambulate seven times around the perimeter of the Circle. As you move, imagine Magical Current flowing through you, and visualize the Vortex of Magical Energy, which you created earlier, reversing and dissipating. Give the Sign of the Enterer each time that you pass by the Eastern end of the Circle (in the direction you are going, without stopping). Finish in the Southeast.
87. Go to the West of the Altar, facing East, and perform the Rite of Adoration of the Lord of the Universe.
88. Divest yourself of any God Forms which may have been assumed during preliminary Invocations (e.g., of the Highest Divine Force).
89. Perform the Supreme Banishing Ritual of the Sigillum Dei Aemeth.
90. Perform the Lesser Banishing Ritual of the Pentagram.
91. Perform the Lesser Banishing Ritual of the Hexagram.
92. Knock seven times upon the Altar and proclaim: "I now release any Spirits which may have been imprisoned by this Ritual. Go now, with the Blessings of 'אֶרְאִי יְהוָה' [â-râ-rè-tâ]. May there always be peace between us, and may you always come when you are called. I now Declare this Ritual duly closed."

Supreme Banishing Ritual of the Sigillum Dei Aemeth

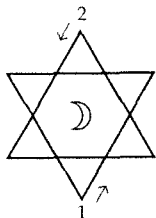
1. Look around, and assure yourself that you will not accidentally banish the charged Force of any consecrated Magical Implements.
2. Stand West of the Altar, facing East. Perform the Rite of the Qabalistic Cross.
3. Pick up your Planetary Banishing Dagger. Go to the Western end of the Circle. Stand facing outward.
4. Facing the Venus Tablet, trace a green Banishing Venus Hexagram (Supreme form), while vibrating "אֶרְאִי יְהוָה" [â-râ-rè-tâ]. Trace a red Venus glyph in its center, while vibrating "יְהוָה צְבָאוֹת" [yòd-hê-vâv-hê tsêv-â-òt]. Project green Light through it, using the Sign of the Enterer. Give the Sign of Silence.



5. Trace a green Banishing Venus Hexagram (Supreme form) directly over the previous one, while vibrating "El" [êl]. Trace a red Galas glyph in its center, while vibrating "Galas" [gâ-lâs]. Project green Light through it, using the Sign of the Enterer. Give the Sign of Silence.

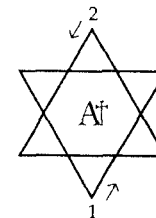


6. Pierce the center of the Hexagrams, and trace a line of white Light as you move clockwise to the Southwest. Finish the line at the point where the center of the next Hexagram will be.
7. Facing the Lunar Tablet, trace a blue Banishing Lunar Hexagram (Supreme form), while vibrating "אררר יהא" [â-râ-rè-tâ]. Trace an orange Lunar glyph in its center, while vibrating "שדי אל קי" [shâ-dî êl kî]. Project blue Light through it, using the Sign of the Enterer. Give the Sign of Silence.

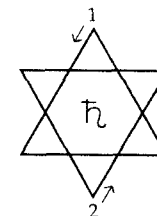


8. Give the LVX Signs.
9. Trace a blue Banishing Lunar Hexagram (Supreme form) directly over the previous one, while vibrating "Ilemese" [ê-lê-mê-sè]. Trace an orange Gethog glyph in its center, while vibrating "Gethog" [gêt-hòg]. Project blue Light through it, using the Sign of

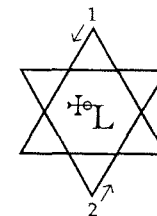
the Enterer. Give the Sign of Silence.



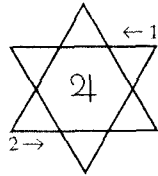
10. Pierce the center of the Hexagrams, and trace a line of white Light as you move to the South. Finish the line at the point where the center of the next Hexagram will be.
11. Facing the Saturn Tablet, trace a blue-violet Banishing Saturn Hexagram (Supreme form), while vibrating "אררר יהא" [â-râ-rè-tâ]. Trace a yellow-orange Saturn glyph in its center, while vibrating "יהוה אלהים" [yòd-hê-vâv-hê ê-lò-hèm]. Project blue-violet Light through it, using the Sign of the Enterer. Give the Sign of Silence.



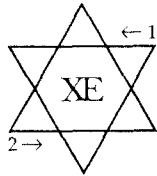
12. Trace a blue-violet Banishing Saturn Hexagram (Supreme form) directly over the previous one, while vibrating "Hagonel" [hâ-gò-nêl]. Trace a yellow-orange Thaoth glyph in its center, while vibrating "Thaoth" [tê-hâ-ò-têh]. Project blue-violet Light through it, using the Sign of the Enterer. Give the Sign of Silence.



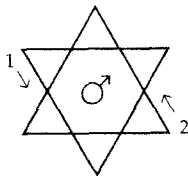
13. Pierce the center of the Hexagrams, and trace a line of white Light as you move to the East-southeast. Finish the line at the point where the center of the next Hexagram will be.
14. Facing the Jupiter Tablet, trace a violet Banishing Jupiter Hexagram (Supreme form), while vibrating "אר ריהא" [â-râ-rè-tâ]. Trace a yellow Jupiter glyph in its center, while vibrating "אל" [êl]. Project violet Light through it, using the Sign of the Enterer. Give the Sign of Silence.



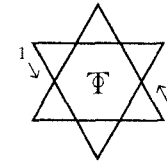
15. Trace a violet Banishing Jupiter Hexagram (Supreme form) directly over the previous one, while vibrating "Rocle" [rò-klê]. Trace a yellow Horlon glyph in its center, while vibrating "Horlon" [hòr-lòn]. Project violet Light through it, using the Sign of the Enterer. Give the Sign of Silence.



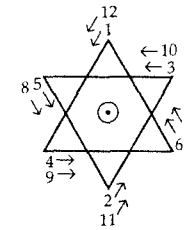
16. Pierce the center of the Hexagrams, and trace a line of white Light as you move to the East-northeast. Finish the line at the point where the center of the next Hexagram will be.
17. Facing the Mars Tablet, trace a red Banishing Mars Hexagram (Supreme form), while vibrating "אר ריהא" [â-râ-rè-tâ]. Trace a green Mars glyph in its center, while vibrating "אלהים גבור" [ê-lò-hèm gè-bòr]. Project red Light through it, using the Sign of the Enterer. Give the Sign of Silence.



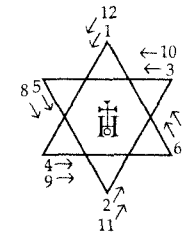
18. Trace a red Banishing Mars Hexagram (Supreme form) directly over the previous one, while vibrating "Liba" [lè-bâ]. Trace a green Innon glyph in its center, while vibrating "Innon" [èn-nòn]. Project red Light through it, using the Sign of the Enterer. Give the Sign of Silence.



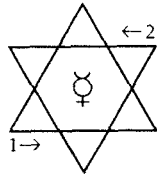
19. Pierce the center of the Hexagrams, and trace a line of white Light as you move to the North. Finish the line at the point where the center of the next Hexagram will be.
20. Facing the Solar Tablet, trace an orange Banishing Solar Hexagram (Supreme form), while vibrating "אר ריהא" [â-râ-rè-tâ]. Trace a blue Solar glyph in its center, while vibrating "אליה ודעה יהיה" [yòd-hê-vâv-hê ê-lò-hâ vê-dâ-ât]. Project orange Light through it, using the Sign of the Enterer. Give the Sign of Silence.



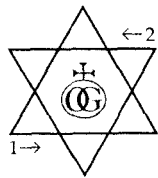
21. Trace an orange Banishing Solar Hexagram (Supreme form) directly over the previous one, while vibrating "Ave" [â-vê]. Trace a blue Aaoth glyph in its center, while vibrating "Aaoth" [â-â-ò-têh]. Project orange Light through it, using the Sign of the Enterer. Give the Sign of Silence.



22. Pierce the center of the Hexagrams, and trace a line of white Light as you move to the Northwest. Finish the line at the point where the center of the next Hexagram will be.
23. Facing the Mercury Tablet, trace a yellow Banishing Mercury Hexagram (Supreme form), while vibrating "ארררתא" [â-râ-rê-tâ]. Trace a violet Mercury glyph in its center, while vibrating "אלהים צבאות" [ê-lò-hèm tsêv-â-òt]. Project yellow Light through it, using the Sign of the Enterer. Give the Sign of Silence.



24. Trace a yellow Banishing Mercury Hexagram (Supreme form) directly over the previous one, while vibrating "An" [ân]. Trace a violet Galethog glyph in its center, while vibrating "Galethog" [gâlêt-hòg]. Project yellow Light through it, using the Sign of the Enterer. Give the Sign of Silence.



25. Pierce the center of the Hexagrams, and trace a line of white Light as you move to the West. Complete the Circle by finishing the line in the center of the first Hexagrams (i.e., where you began).
26. Go to the West of the Altar, and face East. Perform the Analysis of the Key Word in closing.

CHAPTER FOUR



Zodiacal Magic

"And there came unto me one of the seven angels...saying, Come hither, I will shew thee the bride, the Lamb's wife. And he carried me away in the spirit to a high mountain, and showed me that great city, the holy Jerusalem, descending out of heaven from God, having the glory of God: and her light was like unto a stone most precious, even like a jasper stone, clear as crystal; and had a wall great and high, and had twelve gates, and at the twelve gates twelve angels, and names written thereon, which are the names of the twelve tribes of the children of Israel: on the east three gates; on the north three gates; on the south three gates; and on the west three gates" (Revelation 21:9-13).

Introduction

Pentagrams vs. Hexagrams

The Zodiacal Rituals in this chapter employ Greater Invoking and Banishing Rituals of the Pentagram. Under most circumstances, this is a satisfactory method of Invocation, since each Sign of the Zodiac has an affinity with the Elements known in Astrology as Elemental Triplicity. Each Zodiacal Sign has an additional affinity, however, with one of the seven Traditional Planets according to the Planetary Rulership of each Sign.¹

To emphasize the Planetary, rather than the Elemental, nature of the Sign, the Magician may therefore alternatively invoke Zodiacal Forces by employing Greater Invoking and Banishing Rituals of the Hexagram for the Planet ruling the Sign. The Invocation of Zodiacal Forces inside the Vault of the Adepti is one example where Hexagrams would be more appropriate. Hexagrams are preferable in the Vault due

¹ See "Day and Night Houses of the Planets" in the introduction to chapter three, "Planetary Rituals," for a discussion of Planetary Rulership.

to its Planetary nature, since the Forces in this highly charged magical chamber reflect through its seven Planetary walls.

Trace the Hexagrams in the King's Scale color attributed to the Zodiacal Sign, with the Sign's glyph traced in its center in the Flashing Color. The colors used in the Pentagram Rituals in this chapter are correct. Employ the Names and Sigils from the Zodiacal Hierarchy in the same fashion as included in the Pentagram Rituals in this chapter. The correspondences between the Signs of the Zodiac, their Planetary Rulers, and the Elemental Triplicities are as follows:

Sign	Planetary Ruler	Elemental Triplicity
♈	♂	△
♉	♀	▽
♊	♀	△
♋	♃	▽
♌	♁	△
♍	♃	▽
♎	♀	△
♏	♂	▽
♐	♃	△
♑	♁	▽
♒	♁	△
♓	♃	△

Ritual Timing

Whenever possible, cast a Sidereal Astrological Chart for the time and place of the Ritual.² It is advisable to use the Rosicrucian Sidereal Zodiac when casting Charts for Rituals of Astrological Magic. In Workings intended to be used for Practical Magic, preferably choose a time for the Ritual when the Planet of the Working is strong in the Astrological Chart. This is particularly important when consecrating a Talisman, since the Chart of the Working serves as a birth chart for the Talisman.³

² See "Astrology and the Rosicrucian Sidereal Zodiac" in the introduction of this book for more information.

³ See chapter six, "Practical and Talismanic Magic," for more information on Talismans and on Zodiacal Dignity.

The ideal time to begin any Zodiacal Working using Hexagram Rituals is during the day and the hour corresponding to the Planet ruling the Sign,⁴ and either during the hours of the day or of the night, depending on whether the Sign is Diurnal or Nocturnal.⁵ The ideal time to begin any Zodiacal Working using Pentagram Rituals is during an Elemental Tide⁶ that corresponds to the Element of the Triplicity of the Sign. An alternative excellent time for all Zodiacal Invocation is when the Sign is ascending in the East, as determined by the Sidereal Astrological Chart. Except in Workings intended to be used for purposes of Practical Magic, however, the importance of performing the Rituals outweighs all other considerations.

Facing the Sign

At a certain point in Zodiacal Invocation Rituals, the Magician should face the location of the Sign to perform additional Invocations. When unavoidable, the Magician may simply face the Quarter of the Element to perform this aspect of the Ritual, according to the natural position of the Elements in the Zodiac: Fire in the East, Earth in the South, Air in the West, and Water in the North (When using the Rite of the Magical Eucharist in Rituals of Zodiacal Invocation, likewise orient and arrange the Elements upon the Altar).⁷ Magicians having cast a Sidereal Astrological Chart for the time and place of the Working have better options, however, due to information revealing the spatial location of the Sign.

Traditionally, the correct method to "face the Sign" during a Ritual has remained a symbolical one, by orienting the Astrological Chart upon the Altar so that the Ascendant faces East and that the Mid-heaven faces South. The Magician then faces away from the Altar in the direction indicated by the location of the Sign in the Chart.

An additional excellent alternative exists during the hours when the Sign is above the horizon. Vertically orient the Chart so that the

⁴ See the introduction to chapter three, "Planetary Rituals," regarding the correspondences between the Planets and the days of the week, as well as regarding the method of calculating Planetary Hours.

⁵ See "Day and Night Houses of the Planets" in chapter three, "Planetary Rituals," for a discussion of the Diurnal and Nocturnal Signs.

⁶ See the introduction to chapter two, "Elemental Rituals," regarding the method of calculating the Elemental Tides.

⁷ See *The Golden Dawn (The original Account of the Teachings, Rites, and Ceremonies of the Hermetic Order of the Golden Dawn)* [1937], revealed by Israel Regardie, 6th ed. (St. Paul: Llewellyn, 1989), p. 283.

Ascendant faces East and the Midheaven faces straight up above the Altar to determine the location of the Constellation in the sky. For even greater precision, make a further adjustment slightly North or South of this position according to the present Declination of the Sun. This final adjustment is necessary since the Zodiacal Constellations lie along the Ecliptic, the path apparently followed by the Sun when viewed from the Earth. The Ecliptic begins due East only at time of the Equinoxes, when it intersects with the Equator. The Declination of the Sun shows the current degree of variance between the Ecliptic and the Equator. This information is available in any astrological ephemeris or in Charts cast with a computer using good astrological software.

Spirit Pentagrams

When using Pentagrams for Zodiacal Invocation, some Magicians have traditionally preferred to precede each Zodiacal Invoking Pentagram with a Spirit Invoking Pentagram as is done in Elemental Invocation. Magicians who prefer this practice may add this step to the Rituals in this Chapter. It should first be considered, however, that the Signs of the Zodiac belong to an entirely different and more exalted Plane than do the Elements. While the Elements come under the presidency of Spirit, the Signs of the Zodiac come rather under the presidency of the Supernal Sephiroth and correspond with the Sephirah of Chokmah.

New Developments in Zodiacal Magic

The Rituals in this chapter integrate Enochian material into Zodiacal Magic along the same lines that Elemental Magic incorporated similar material in the last century. The Enochian Zodiacal Tablet,⁸ its attributions, and the Enochian Calls complete this integration. For a detailed analysis of the attributions of the Names and Squares of the Enochian Zodiacal Tablet, as well as the Zodiacal attribution of the Enochian Calls, see appendix II, "The Book of the Concourse of Planetary and Zodiacal Forces." Although unnecessary to perform the Rituals in this chapter, a thorough study of this appendix shall prove of great value to the Magician.

⁸ Included as a color illustration in this book.

Greater Invoking Ritual of the Pentagram, Pisces

Synopsis

Altar:	Red-violet Altar cloth, candle, incense, cup of water, Lotus Wand (wrapped), Elemental Banishing Dagger, materials for the Rite of the Magical Eucharist (optional).
Enochian Tablets:	Zodiacal (North).
Enochian Calls:	Twelfth.
Tarot Trump:	The Moon.
Colors:	Red-violet flashing with complementary yellow-green.
Ideal Time:	When Pisces is rising in the East, ⁹ or during an Elemental Tide of Water.
Scents:	Ambergris.

Ritual Precis

1. Perform the Lesser Banishing Ritual of the Pentagram.
2. Perform the Lesser Banishing Ritual of the Hexagram.
3. Perform the Rite of Purification with Water and Consecration with Fire.
4. Unwrap the Lotus Wand.
5. Perform the Rite of the Qabalistic Cross.
6. Perform an Invocation of the Highest Divine Force.
7. Invoke Pisces in each of the four Quarters, as well as over the Altar (assuming the appropriate God Form, using the appropriate Pentagrams and Names). Trace the appropriate Sigils and Hebrew Names over the Altar, while vibrating the Names from the Zodiacal Hierarchy of Pisces.
8. Circumambulate three¹⁰ times.
9. Perform the Rite of Adoration of the Lord of the Universe.
10. State all Magical Intentions.
11. Perform the Middle Pillar Ritual (optional).
12. Facing North, skry to the corresponding Zodiacal Plane (optional).
13. Perform the Rite of the Magical Eucharist (optional).
14. Wrap the Lotus Wand.
15. Reverse circumambulate three times.


⁹ See the chapter introduction for more information and other options.

¹⁰ Since circumambulating twelve times would be unduly cumbersome, the Zodiacal Rituals indicate three times. This symbolizes the three Quadratures of the Zodiacal Signs (Cardinal, Mutable, and Fixed), as well as the Supernal Sephiroth, under whose presidency the Zodiacal Signs come.

16. Divest yourself of all God Forms assumed during the Ritual.
17. Perform the Greater Banishing Ritual of the Pentagram for the Sign of Pisces, by banishing Pisces in each of the four Quarters, as well as over the Altar (using the appropriate Pentagrams and Names).
18. Perform the Lesser Banishing Ritual of the Pentagram.
19. Perform the Lesser Banishing Ritual of the Hexagram.
20. Declare the Temple duly closed.

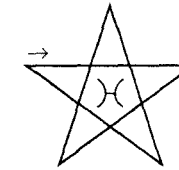
Ritual

1. Go to the Northeast corner. Stand facing outward, away from the Altar. Proclaim: "Hekas, Hekas Este Bebeloi" [hê-kâs hê-kâs ês-tê bê-bê-lòè].
2. Go to the West of the Altar, facing East. Perform the Lesser Banishing Ritual of the Pentagram.
3. Perform the Lesser Banishing Ritual of the Hexagram.
4. Perform the Rite of Purification with Water and Consecration with Fire.
5. Unwrap the Lotus Wand.
6. Perform the Rite of the Qabalistic Cross.
7. Perform an Invocation of the Highest Divine Force.
8. Pick up the Lotus Wand, and hold it by the red-violet band. Assume the God Form of Anubis, dressed in red-violet with yellow-green trim, while vibrating "Anubis" [ân-pù].

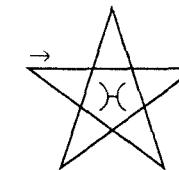


9. Go to the Eastern end of the Circle. Stand facing outward.

10. Trace a red-violet Invoking Pisces Pentagram, while vibrating "Arfáolg" [âr-fâ-òl-j]. Trace a yellow-green Pisces symbol in its center, while vibrating "יהווי" [hê-hê-vâv-yòd].¹¹ Project red-violet Light through it, using the Sign of the Enterer.



11. Give the LVX Signs, and remain thus for a short time, while you feel the invoked Energies.
12. Raise your arms, reaching outward and slightly upward. Proclaim (and vibrate as indicated): "In the Name of the Lord 'יהווי' [hê-hê-vâv-yòd], in the Secret Holy Name of God 'Mph' [m-pê-hê], and of King 'Arfáolg' [âr-fâ-òl-j], I invoke you, you Archangels and Angels of the Sign, Decans, and Quinants of Pisces.
13. Pierce the center of the Pentagram, and trace a line of white Light as you move to the South. Finish the line at the point where the center of the next Pentagram will be.
14. Trace a red-violet Invoking Pisces Pentagram, while vibrating "Arfáolg" [âr-fâ-òl-j]. Trace a yellow-green Pisces symbol in its center, while vibrating "יהווי" [hê-hê-vâv-yòd]. Project red-violet Light through it, using the Sign of the Enterer.

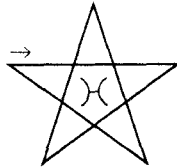


15. Give the LVX Signs, and remain thus for a short time, while you feel the invoked Energies.
16. Raise your arms, reaching outward and slightly upward. Proclaim (and vibrate as indicated): "In the Name of the Lord 'יהווי' [hê-hê-

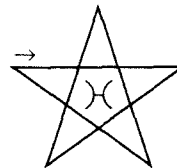
¹¹ The permutations of the name יהווי derives from the Sepher Yetzirah, and may be found in Aryeh Kaplan, *Sefer Yetzirah, The Book of Creation, in Theory and Practice*, 1st. paper ed. (York Beach: Weiser, 1990), sec. 5:3, p. 209. Kaplan notes that permutations for the Signs Virgo and Pisces have been transposed by more recent Qabalists. The version given in Regardie, *The Golden Dawn*, p. 86 includes this error. For a complete analysis of the correct permutations, see appendix III, by William Heidrick.

vâv-yòd], in the Secret Holy Name of God 'Mph' [m-pê-hê], and of King 'Arfâolg' [âr-fâ-òl-j], I invoke you, you Archangels and Angels of the Sign, Decans, and Quinants of Pisces.

17. Pierce the center of the Pentagram, and trace a line of white Light as you move to the West. Finish the line at the point where the center of the next Pentagram will be.
18. Trace a red-violet Invoking Pisces Pentagram, while vibrating "Arfâolg" [âr-fâ-òl-j]. Trace a yellow-green Pisces symbol in its center, while vibrating "יהו" [hê-hê-vâv-yòd]. Project red-violet Light through it, using the Sign of the Enterer.



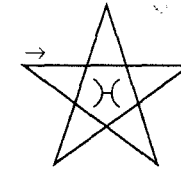
19. Give the LVX Signs, and remain thus for a short time, while you feel the invoked Energies.
20. Raise your arms, reaching outward and slightly upward. Proclaim (and vibrate as indicated): "In the Name of the Lord יהו" [hê-hê-vâv-yòd], in the Secret Holy Name of God 'Mph' [m-pê-hê], and of King 'Arfâolg' [âr-fâ-òl-j], I invoke you, you Archangels and Angels of the Sign, Decans, and Quinants of Pisces.
21. Pierce the center of the Pentagram, and trace a line of white Light as you move to the North. Finish the line at the point where the center of the next Pentagram will be.
22. Trace a red-violet Invoking Pisces Pentagram, while vibrating "Arfâolg" [âr-fâ-òl-j]. Trace a yellow-green Pisces symbol in its center, while vibrating "יהו" [hê-hê-vâv-yòd]. Project red-violet Light through it, using the Sign of the Enterer.



23. Give the LVX Signs, and remain thus for a short time, while you feel the invoked Energies.
24. Raise your arms, reaching outward and slightly upward. Proclaim

(and vibrate as indicated): "In the Name of the Lord יהו" [hê-hê-vâv-yòd], in the Secret Holy Name of God 'Mph' [m-pê-hê], and of King 'Arfâolg' [âr-fâ-òl-j], I invoke you, you Archangels and Angels of the Sign, Decans, and Quinants of Pisces.

25. Pierce the center of the Pentagram, and trace a line of white Light as you move to the East. Complete the Circle by finishing the line in the center of the first Pentagram (i.e., where you began).
26. Go and face, across the Altar, the current location of Pisces.
27. Pause and close your eyes for a moment. Visualize again the God Form of Anubis which you continue to assume, dressed in red-violet, with yellow-green trim, while vibrating "Anubis" [in-pù].
28. Trace a red-violet Invoking Pisces Pentagram, while vibrating "Arfâolg" [âr-fâ-òl-j]. Trace a yellow-green Pisces symbol in its center, while vibrating "יהו" [hê-hê-vâv-yòd]. Project red-violet Light through it, using the Sign of the Enterer.

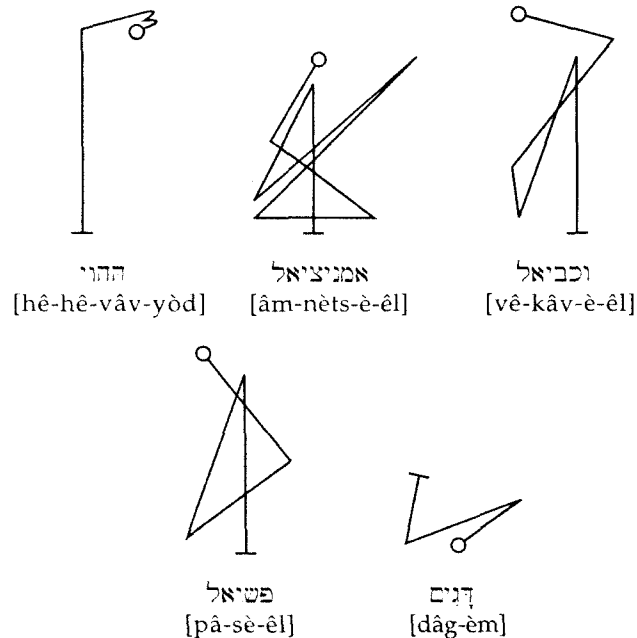


29. Give the LVX Signs, and remain thus for a short time, while you feel the invoked Energies.
30. Raise your arms, reaching outward and slightly upward. Proclaim (and vibrate as indicated): "In the Name of the Lord יהו" [hê-hê-vâv-yòd], in the Secret Holy Name of God 'Mph' [m-pê-hê], and of King 'Arfâolg' [âr-fâ-òl-j], I invoke you, you Archangels and Angels of the Sign, Decans, and Quinants of Pisces.
31. Each of the Names in the following Invocation should be vibrated twice. The first time, vibrate the Name while you trace it in Hebrew (over the Pentagram, from right to left). The second time, vibrate the Name again, while you trace its Sigil,¹² as shown below. Proclaim: "In the Name of the Lord יהו" [hê-hê-vâv-yòd], of the Archangel 'אמניאל' [âm-nèts-è-êl],¹³ of the Angel 'וכביאל' [vê-

¹² Note that when tracing Sigils, do not trace either the circle or the perpendicular line at the beginning or the end. Trace from the circle, finishing at the perpendicular line. When tracing Sigils for Names with more than one word, the sequence of the Sigils proceeds from right to left as do the words of the Name in Hebrew. Note further that when tracing Hebrew names in the air, all vowel pointation should be omitted.

¹³ The Zodiacal Archangels derive from Henry Cornelius Agrippa of Nettesheim (1486?-1535 AD), *Three Books of Occult Philosophy*, trans. James Freake, ed. Donald Tyson (St. Paul: Llewellyn, 1993), pp. 294-295 and p. 533. Note, however, that Agrippa gives Barchiel for both Scorpio and Pisces, Gabriel

kâv-è-êl],¹⁴ and of the Angel of the corresponding twelfth House 'פשיאל' [pâ-sè-êl],¹⁵ I invoke you, you Forces of the Sign of 'דגים' [dâg-èm]."¹⁶



32. Vibrate the twelfth Enochian Call as listed in appendix 1, "Enochian Calls" (optional).
33. Extend your arms outward and upward. Proclaim: "I invoke you, you Angels of the celestial Spheres, whose dwelling is in the Invisible. You are the Guardians of the Gates of the Universe. May you also be the Guardians of this Mystic Sphere. Keep far removed

for Aquarius, and Adnachiël for Sagittarius.

¹⁴ The Zodiacal Angels may be found in Éliphas Lévi (Abbé Louis Constant), *Transcendental Magic* [1896], trans. A. E. Waite, 1st. American ed. (York Beach: Weiser, 1970), pp. 338-339 and *The Magical Ritual of the Sanctum Regnum*, trans. and ed. W. Wynn Wescott and Joseph Bouleaur, (Edmonds: Holmes, 1992), p. 23. It should be noted that Regardie, *The Golden Dawn*, p. 86 incorrectly transposes the Angels of Sagittarius and Capricorn.

¹⁵ The "Angels of the Houses," listed in Aleister Crowley, *777 and Other Qabalistic Writings*, ed. Israel Regardie (York Beach: Weiser, 1973), p. 26, col. CXLII, are derived from "The Pauline Art," a chapter which is included in several manuscript versions of the *Lemegeton* (also known as *The Lesser Key of Solomon*).

¹⁶ The Hebrew names for the Zodiacal Signs may be found in the *Sepher Yetzirah*. See Kaplan, *Sepher Yetzirah*, sec. 5:4, p. 209.

the Evil and the Unbalanced. Strengthen and inspire me, so that I may preserve unsullied this Abode of the Mysteries of the Eternal Gods. Let my Sphere be pure and holy, so that I may enter in, and become a partaker of, the Light Divine."

34. Go to the Northeast corner of the Circle, and face outward. Extend your arms outward and upward, and proclaim: "The visible Sun is the dispenser of Light to the Earth. Let me form therefore a Vortex in this Chamber, that the invisible Light of the Spirit shall shine therein from above."
35. Circumambulate three times around the perimeter of the Circle. Imagine Magical Current flowing through you, and visualize a clockwise-spinning Vortex being created as you move. Give the Sign of the Enterer each time that you pass by the Eastern end of the Circle (in the direction you are going, without stopping). Finish in the Northeast.
36. Go to the West of the Altar, facing East. Perform the Rite of Adoration of the Lord of the Universe.
37. State clearly the Magical Intentions of the Ritual. For example: "It is the Intention of this Ritual that the Energies of the Sign of Pisces shall be awakened in my Sphere of Sensation ('Aura'), and that I shall eventually attain the Knowledge of, and Conversation with, my Divine Genius ('Holy Guardian Angel')."
38. Perform the Ritual of the Middle Pillar. This activates and equilibrates the invoked Forces in your Sphere of Sensation (optional).
39. Facing the North¹⁷ (the natural position of the Signs of the Water Triplicity in the Zodiac), skry to the Plane of the invoked Forces (optional). When finished, make a sketch, drawing, or painting of any encountered images or beings, and write a brief description of any visionary experience. This material should be carefully recorded for entry into the Magical Diary.
40. Perform the Rite of the Magical Eucharist (optional).
41. Carefully wrap and put away your Lotus Wand, to avoid any accidental dissipation of its charged Force.
42. Go to the Southeast corner.
43. Reverse circumambulate three times around the perimeter of the Circle. As you move, imagine Magical Current flowing through you, and visualize the Vortex of Magical Energy, which you created earlier, reversing and dissipating. Give the Sign of the Enterer each time that you pass by the Eastern end of the Circle (in the direction you are going, without stopping). Finish in the

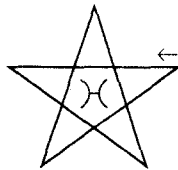
¹⁷ See the chapter introduction for more information and other options.

Southeast.

44. Go to the West of the Altar, facing East, and perform the Rite of Adoration of the Lord of the Universe.
45. Pause and close your eyes for a moment. Visualize again the God Form of Anubis, dressed in red-violet with yellow-green trim. Divest yourself of the God Form of Anubis, while vibrating "Anubis" [în-pù]. Likewise divest yourself of any other God Forms which may have been assumed during preliminary Invocations (e.g., of the Highest Divine Force).
46. Perform the Greater Banishing Ritual of the Pentagram for the Zodiacal Sign of Pisces.
47. Perform the Lesser Banishing Ritual of the Pentagram.
48. Perform the Lesser Banishing Ritual of the Hexagram.
49. Knock twelve times upon the Altar and proclaim: "I now release any Spirits which may have been imprisoned by this Ritual. Go now, with the Blessings of 'ההו"י' [hê-hê-vâv-yòd]. May there always be peace between us, and may you always come when you are called. I now Declare this Ritual duly closed."

Greater Banishing Ritual of the Pentagram, Pisces

1. Look around, and assure yourself that you will not accidentally banish the charged Force of any consecrated Magical Implements.
2. Stand West of the Altar, facing East. Perform the Rite of the Qabalistic Cross.
3. Pick up your Elemental Banishing Dagger. Go to the Eastern end of the Circle. Stand facing outward.
4. Trace a red-violet Banishing Pisces Pentagram, while vibrating "Arfáolg" [âr-fâ-òl-j]. Trace a yellow-green Pisces symbol in its center, while vibrating "ההו"י" [hê-hê-vâv-yòd]. Project red-violet Light through it, using the Sign of the Enterer. Give the Sign of Silence.



5. Pierce the center of the Pentagram, and trace a line of white Light

as you move to the South. Finish the line at the point where the center of the next Pentagram will be.


6. Trace a red-violet Banishing Pisces Pentagram, while vibrating "Arfáolg" [âr-fâ-òl-j]. Trace a yellow-green Pisces symbol in its center, while vibrating "ההו"י" [hê-hê-vâv-yòd]. Project red-violet Light through it, using the Sign of the Enterer. Give the Sign of Silence.



7. Pierce the center of the Pentagram, and trace a line of white Light as you move to the West. Finish the line at the point where the center of the next Pentagram will be.
8. Trace a red-violet Banishing Pisces Pentagram, while vibrating "Arfáolg" [âr-fâ-òl-j]. Trace a yellow-green Pisces symbol in its center, while vibrating "ההו"י" [hê-hê-vâv-yòd]. Project red-violet Light through it, using the Sign of the Enterer. Give the Sign of Silence.



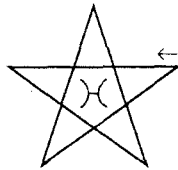
9. Pierce the center of the Pentagram, and trace a line of white Light as you move to the North. Finish the line at the point where the center of the next Pentagram will be.
10. Trace a red-violet Banishing Pisces Pentagram, while vibrating "Arfáolg" [âr-fâ-òl-j]. Trace a yellow-green Pisces symbol in its center, while vibrating "ההו"י" [hê-hê-vâv-yòd]. Project red-violet Light through it, using the Sign of the Enterer. Give the Sign of Silence.



11. Pierce the center of the Pentagram, and trace a line of white Light

as you move to the East. Complete the Circle by finishing the line in the center of the first Pentagram (i.e., where you began).

12. Go and face, across the Altar, the current location of Pisces.¹⁸
13. Trace a red-violet Banishing Pisces Pentagram, while vibrating "Arfaolg" [âr-fâ-òl-j]. Trace a yellow-green Pisces symbol in its center, while vibrating "הָוֵי" [hê-hê-vâv-yòd]. Project red-violet Light through it, using the Sign of the Enterer. Give the Sign of Silence.



14. Go to the West of the Altar, facing East. Perform the Rite of the Qabalistic Cross.

Greater Invoking Ritual of the Pentagram, Aquarius

Synopsis

Altar:	Violet Altar cloth, candle, incense, cup of water, Lotus Wand (wrapped), Elemental Banishing Dagger, materials for the Rite of the Magical Eucharist (optional).
Enochian Tablets:	Zodiacal (West).
Enochian Calls:	Eleventh.
Tarot Trump:	The Star.
Colors:	Violet flashing with complementary yellow.
Ideal Time:	When Aquarius is rising in the East, or during an Elemental Tide of Air.
Scents:	Galbanum.

Ritual Precis


1. Perform the Lesser Banishing Ritual of the Pentagram.
2. Perform the Lesser Banishing Ritual of the Hexagram.
3. Perform the Rite of Purification with Water and Consecration with Fire.
4. Unwrap the Lotus Wand.

5. Perform the Rite of the Qabalistic Cross.
6. Perform an Invocation of the Highest Divine Force.
7. Invoke Aquarius in each of the four Quarters, as well as over the Altar (assuming the appropriate God Form, using the appropriate Pentagrams and Names). Trace the appropriate Sigils and Hebrew Names over the Altar, while vibrating the Names from the Zodiacal Hierarchy of Aquarius.
8. Circumambulate three times.
9. Perform the Rite of Adoration of the Lord of the Universe.
10. State all Magical Intentions.
11. Perform the Middle Pillar Ritual (optional).
12. Facing West, skry to the corresponding Zodiacal Plane (optional).
13. Perform the Rite of the Magical Eucharist (optional).
14. Wrap the Lotus Wand.
15. Reverse circumambulate three times.
16. Divest yourself of all God Forms assumed during the Ritual.
17. Perform the Greater Banishing Ritual of the Pentagram for the Sign of Aquarius, by banishing Aquarius in each of the four Quarters, as well as over the Altar (using the appropriate Pentagrams and Names).
18. Perform the Lesser Banishing Ritual of the Pentagram.
19. Perform the Lesser Banishing Ritual of the Hexagram.
20. Declare the Temple duly closed.

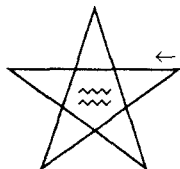
Ritual

1. Go to the Northeast corner. Stand facing outward, away from the Altar. Proclaim: "Hekas, Hekas Este Bebeloi" [hê-kâs hê-kâs ês-tê bê-bê-lòè].
2. Go to the West of the Altar, facing East. Perform the Lesser Banishing Ritual of the Pentagram.
3. Perform the Lesser Banishing Ritual of the Hexagram.
4. Perform the Rite of Purification with Water and Consecration with Fire.
5. Unwrap the Lotus Wand.
6. Perform the Rite of the Qabalistic Cross.
7. Perform an Invocation of the Highest Divine Force.
8. Pick up the Lotus Wand, and hold it by the violet band. Assume the God Form of Hapi, dressed in violet with yellow trim, while vibrating "Hapi" [hâ-pè].

¹⁸ See the chapter introduction for more information and other options.

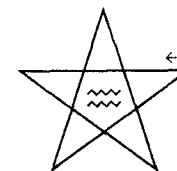


9. Go to the Eastern end of the Circle. Stand facing outward.
10. Trace a violet Invoking Aquarius Pentagram, while vibrating "Zinggen" [zèn-gê-jên]. Trace a yellow Aquarius symbol in its center, while vibrating "הייה" [hê-yòd-vâv-hê]. Project violet Light through it, using the Sign of the Enterer.



11. Give the LVX Signs, and remain thus for a short time, while you feel the invoked Energies.
12. Raise your arms, reaching outward and slightly upward. Proclaim (and vibrate as indicated): "In the Name of the Lord 'הייה' [hê-yòd-vâv-hê], in the Secret Holy Name of God 'Oro' [ò-rò], and of King 'Zinggen' [zèn-gê-jên], I invoke you, you Archangels and Angels of the Sign, Decans, and Quinants of Aquarius.
13. Pierce the center of the Pentagram, and trace a line of white Light as you move to the South. Finish the line at the point where the center of the next Pentagram will be.
14. Trace a violet Invoking Aquarius Pentagram, while vibrating "Zinggen" [zèn-gê-jên]. Trace a yellow Aquarius symbol in its cen-

ter, while vibrating "הייה" [hê-yòd-vâv-hê]. Project violet Light through it, using the Sign of the Enterer.

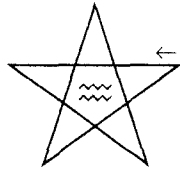


15. Give the LVX Signs, and remain thus for a short time, while you feel the invoked Energies.
16. Raise your arms, reaching outward and slightly upward. Proclaim (and vibrate as indicated): "In the Name of the Lord 'הייה' [hê-yòd-vâv-hê], in the Secret Holy Name of God 'Oro' [ò-rò], and of King 'Zinggen' [zèn-gê-jên], I invoke you, you Archangels and Angels of the Sign, Decans, and Quinants of Aquarius.
17. Pierce the center of the Pentagram, and trace a line of white Light as you move to the West. Finish the line at the point where the center of the next Pentagram will be.
18. Trace a violet Invoking Aquarius Pentagram, while vibrating "Zinggen" [zèn-gê-jên]. Trace a yellow Aquarius symbol in its center, while vibrating "הייה" [hê-yòd-vâv-hê]. Project violet Light through it, using the Sign of the Enterer.

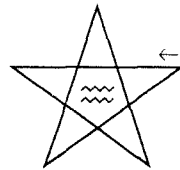


19. Give the LVX Signs, and remain thus for a short time, while you feel the invoked Energies.
20. Raise your arms, reaching outward and slightly upward. Proclaim (and vibrate as indicated): "In the Name of the Lord 'הייה' [hê-yòd-vâv-hê], in the Secret Holy Name of God 'Oro' [ò-rò], and of King 'Zinggen' [zèn-gê-jên], I invoke you, you Archangels and Angels of the Sign, Decans, and Quinants of Aquarius.
21. Pierce the center of the Pentagram, and trace a line of white Light as you move to the North. Finish the line at the point where the center of the next Pentagram will be.
22. Trace a violet Invoking Aquarius Pentagram, while vibrating

"Zinggen" [zèn-gê-jên]. Trace a yellow Aquarius symbol in its center, while vibrating "הייה" [hê-yòd-vâv-hê]. Project violet Light through it, using the Sign of the Enterer.



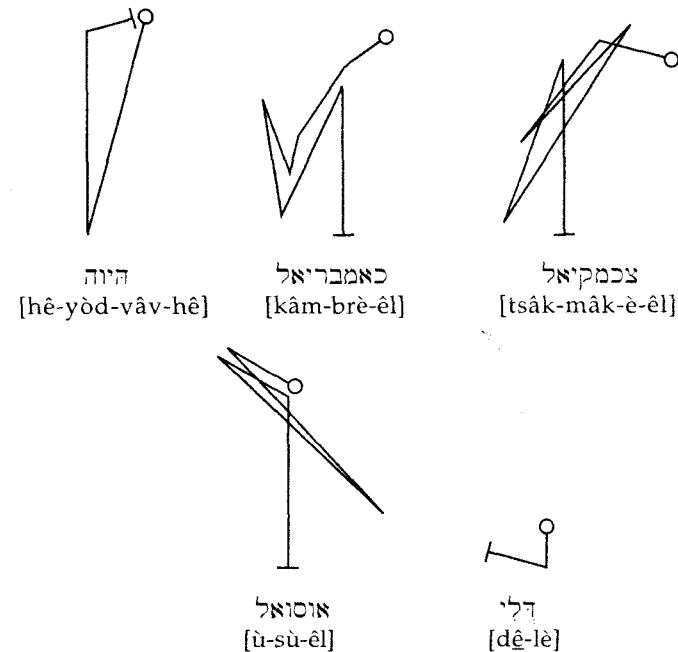
23. Give the LVX Signs, and remain thus for a short time, while you feel the invoked Energies.
24. Raise your arms, reaching outward and slightly upward. Proclaim (and vibrate as indicated): "In the Name of the Lord 'הייה' [hê-yòd-vâv-hê], in the Secret Holy Name of God 'Oro' [ò-rò], and of King 'Zinggen' [zèn-gê-jên], I invoke you, you Archangels and Angels of the Sign, Decans, and Quinants of Aquarius.
25. Pierce the center of the Pentagram, and trace a line of white Light as you move to the East. Complete the Circle by finishing the line in the center of the first Pentagram (i.e., where you began).
26. Go and face, across the Altar, the current location of Aquarius.
27. Pause and close your eyes for a moment. Visualize again the God Form of Hapi which you continue to assume, dressed in violet, with yellow trim, while vibrating "Hapi" [hâ-pè].
28. Trace a violet Invoking Aquarius Pentagram, while vibrating "Zinggen" [zèn-gê-jên]. Trace a yellow Aquarius symbol in its center, while vibrating "הייה" [hê-yòd-vâv-hê]. Project violet Light through it, using the Sign of the Enterer.



29. Give the LVX Signs, and remain thus for a short time, while you feel the invoked Energies.
30. Raise your arms, reaching outward and slightly upward. Proclaim (and vibrate as indicated): "In the Name of the Lord 'הייה' [hê-yòd-vâv-hê], in the Secret Holy Name of God 'Oro' [ò-rò], and of King 'Zinggen' [zèn-gê-jên], I invoke you, you Archangels and An-

gels of the Sign, Decans, and Quinants of Aquarius.

31. Each of the Names in the following Invocation should be vibrated twice. The first time, vibrate the Name while you trace it in Hebrew (over the Pentagram, from right to left). The second time, vibrate the Name again, while you trace its Sigil, as shown below. Proclaim: "In the Name of the Lord 'הייה' [hê-yòd-vâv-hê], of the Archangel 'כאמבריאל' [kâm-brè-èl], of the Angel 'צכמקיאל' [tsâk-mâk-è-èl], and of the Angel of the corresponding eleventh House 'אוסואל' [û-sù-èl],¹⁹ I invoke you, you Forces of the Sign of 'דלי' [dê-lè]."



32. Vibrate the eleventh Enochian Call as listed in appendix 1, "Enochian Calls" (optional).
33. Extend your arms outward and upward. Proclaim: "I invoke you, you Angels of the celestial Spheres, whose dwelling is in the In-

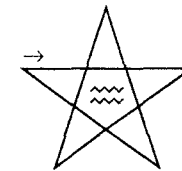
¹⁹ A.E. Waite, *The Book of Ceremonial Magic* [1898] (New York: University Books, 1961), p. 70, as well as at least one version of the *Lemegeton* (also known as the *Lesser Key of Solomon*) indicate that this name should be pronounced "Ausiul." Aleister Crowley, however, in 777, p. 26, col. CXLII, lists this name spelled as אסואל (Ansuel). The latter is likely a transcription error.

- visible. You are the Guardians of the Gates of the Universe. May you also be the Guardians of this Mystic Sphere. Keep far removed the Evil and the Unbalanced. Strengthen and inspire me, so that I may preserve unsullied this Abode of the Mysteries of the Eternal Gods. Let my Sphere be pure and holy, so that I may enter in, and become a partaker of, the Light Divine."
34. Go to the Northeast corner of the Circle, and face outward. Extend your arms outward and upward, and proclaim: "The visible Sun is the dispenser of Light to the Earth. Let me form therefore a Vortex in this Chamber, that the invisible Light of the Spirit shall shine therein from above."
 35. Circumambulate three times around the perimeter of the Circle. Imagine Magical Current flowing through you, and visualize a clockwise-spinning Vortex being created as you move. Give the Sign of the Enterer each time that you pass by the Eastern end of the Circle (in the direction you are going, without stopping). Finish in the Northeast.
 36. Go to the West of the Altar, facing East. Perform the Rite of Adoration of the Lord of the Universe.
 37. State clearly the Magical Intentions of the Ritual. For example: "It is the Intention of this Ritual that the Energies of the Sign of Aquarius shall be awakened in my Sphere of Sensation ('Aura'), and that I shall eventually attain the Knowledge of, and Conversation with, my Divine Genius ('Holy Guardian Angel')."
 38. Perform the Ritual of the Middle Pillar. This activates and equilibrates the invoked Forces in your Sphere of Sensation (optional).
 39. Facing the West (the natural position of the Signs of the Air Triplicity in the Zodiac), skry to the Plane of the invoked Forces (optional). When finished, make a sketch, drawing, or painting of any encountered images or beings, and write a brief description of any visionary experience. This material should be carefully recorded for entry into the Magical Diary.
 40. Perform the Rite of the Magical Eucharist (optional).
 41. Carefully wrap and put away your Lotus Wand, to avoid any accidental dissipation of its charged Force.
 42. Go to the Southeast corner.
 43. Reverse circumambulate three times around the perimeter of the Circle. As you move, imagine Magical Current flowing through you, and visualize the Vortex of Magical Energy, which you created earlier, reversing and dissipating. Give the Sign of the Enterer each time that you pass by the Eastern end of the Circle (in

- the direction you are going, without stopping). Finish in the Southeast.
44. Go to the West of the Altar, facing East, and perform the Rite of Adoration of the Lord of the Universe.
 45. Pause and close your eyes for a moment. Visualize again the God Form of Hapi, dressed in violet with yellow trim. Divest yourself of the God Form of Hapi, while vibrating "Hapi" [hâ-pè]. Likewise divest yourself of any other God Forms which may have been assumed during preliminary Invocations (e.g., of the Highest Divine Force).
 46. Perform the Greater Banishing Ritual of the Pentagram for the Zodiacal Sign of Aquarius.
 47. Perform the Lesser Banishing Ritual of the Pentagram.
 48. Perform the Lesser Banishing Ritual of the Hexagram.
 49. Knock twelve times upon the Altar and proclaim: "I now release any Spirits which may have been imprisoned by this Ritual. Go now, with the Blessings of 'הייה' [hê-yòd-vâv-hê]. May there always be peace between us, and may you always come when you are called. I now Declare this Ritual duly closed."

Greater Banishing Ritual of the Pentagram, Aquarius

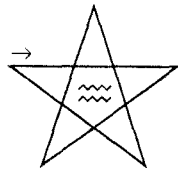
1. Look around, and assure yourself that you will not accidentally banish the charged Force of any consecrated Magical Implements.
2. Stand West of the Altar, facing East. Perform the Rite of the Qabalistic Cross.
3. Pick up your Elemental Banishing Dagger. Go to the Eastern end of the Circle. Stand facing outward.
4. Trace a violet Banishing Aquarius Pentagram, while vibrating "Zinggen" [zèn-gê-jên]. Trace a yellow Aquarius symbol in its center, while vibrating "הייה" [hê-yòd-vâv-hê]. Project violet Light through it, using the Sign of the Enterer. Give the Sign of Silence.



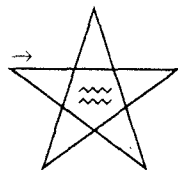
5. Pierce the center of the Pentagram, and trace a line of white Light as you move to the South. Finish the line at the point where the

center of the next Pentagram will be.

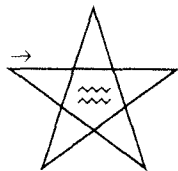
- Trace a violet Banishing Aquarius Pentagram, while vibrating "Zinggen" [zèn-gê-jên]. Trace a yellow Aquarius symbol in its center, while vibrating "היידה" [hê-yòd-vâv-hê]. Project violet Light through it, using the Sign of the Enterer. Give the Sign of Silence.



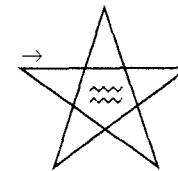
- Pierce the center of the Pentagram, and trace a line of white Light as you move to the West. Finish the line at the point where the center of the next Pentagram will be.
- Trace a violet Banishing Aquarius Pentagram, while vibrating "Zinggen" [zèn-gê-jên]. Trace a yellow Aquarius symbol in its center, while vibrating "היידה" [hê-yòd-vâv-hê]. Project violet Light through it, using the Sign of the Enterer. Give the Sign of Silence.



- Pierce the center of the Pentagram, and trace a line of white Light as you move to the North. Finish the line at the point where the center of the next Pentagram will be.
- Trace a violet Banishing Aquarius Pentagram, while vibrating "Zinggen" [zèn-gê-jên]. Trace a yellow Aquarius symbol in its center, while vibrating "היידה" [hê-yòd-vâv-hê]. Project violet Light through it, using the Sign of the Enterer. Give the Sign of Silence.



- Pierce the center of the Pentagram, and trace a line of white Light as you move to the East. Complete the Circle by finishing the line in the center of the first Pentagram (i.e., where you began).
- Go and face, across the Altar, the current location of Aquarius.
- Trace a violet Banishing Aquarius Pentagram, while vibrating "Zinggen" [zèn-gê-jên]. Trace a yellow Aquarius symbol in its center, while vibrating "היידה" [hê-yòd-vâv-hê]. Project violet Light through it, using the Sign of the Enterer. Give the Sign of Silence.



- Go to the West of the Altar, facing East. Perform the Rite of the Qabalistic Cross.

Greater Invoking Ritual of the Pentagram, Capricorn

Synopsis

Altar:	Blue-violet Altar cloth, candle, incense, cup of water, Lotus Wand (wrapped), Elemental Banishing Dagger, materials for the Rite of the Magical Eucharist (optional).
Enochian Tablets:	Zodiacal (South).
Enochian Calls:	Tenth.
Tarot Trump:	The Devil.
Colors:	Blue-violet flashing with complementary yellow-orange.
Ideal Time:	When Capricorn is rising in the East, or during an Elemental Tide of Earth.
Scents:	Musk, civet.


Ritual Precis

- Perform the Lesser Banishing Ritual of the Pentagram.
- Perform the Lesser Banishing Ritual of the Hexagram.
- Perform the Rite of Purification with Water and Consecration with Fire.
- Unwrap the Lotus Wand.

5. Perform the Rite of the Qabalistic Cross.
6. Perform an Invocation of the Highest Divine Force.
7. Invoke Capricorn in each of the four Quarters, as well as over the Altar (assuming the appropriate God Form, using the appropriate Pentagrams and Names). Trace the appropriate Sigils and Hebrew Names over the Altar, while vibrating the Names from the Zodiacal Hierarchy of Capricorn.
8. Circumambulate three times.
9. Perform the Rite of Adoration of the Lord of the Universe.
10. State all Magical Intentions.
11. Perform the Middle Pillar Ritual (optional).
12. Facing South, skry to the corresponding Zodiacal Plane (optional).
13. Perform the Rite of the Magical Eucharist (optional).
14. Wrap the Lotus Wand.
15. Reverse circumambulate three times.
16. Divest yourself of all God Forms assumed during the Ritual.
17. Perform the Greater Banishing Ritual of the Pentagram for the Sign of Capricorn, by banishing Capricorn in each of the four Quarters, as well as over the Altar (using the appropriate Pentagrams and Names).
18. Perform the Lesser Banishing Ritual of the Pentagram.
19. Perform the Lesser Banishing Ritual of the Hexagram.
20. Declare the Temple duly closed.

Ritual

1. Go to the Northeast corner. Stand facing outward, away from the Altar. Proclaim: "Hekas, Hekas Este Bebeloi" [hê-kâs hê-kâs ês-tê bê-bê-lòè].
2. Go to the West of the Altar, facing East. Perform the Lesser Banishing Ritual of the Pentagram.
3. Perform the Lesser Banishing Ritual of the Hexagram.
4. Perform the Rite of Purification with Water and Consecration with Fire.
5. Unwrap the Lotus Wand.
6. Perform the Rite of the Qabalistic Cross.
7. Perform an Invocation of the Highest Divine Force.
8. Pick up the Lotus Wand, and hold it by the blue-violet band. Assume the God Form of Ba-Neb-Djedu, dressed in blue-violet with yellow-orange trim, while vibrating "Ba-Neb-Djedu" [bâ-nêb-jê-dû].

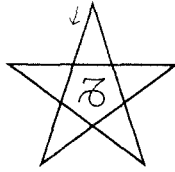


9. Go to the Eastern end of the Circle. Stand facing outward.
10. Trace a blue-violet Invoking Capricorn Pentagram, while vibrating "Lavávoth" [lâ-vâ-vòth].²⁰ Trace a yellow-orange Capricorn symbol in its center, while vibrating "היהוה" [hê-yòd-hê-vâv]. Project blue-violet Light through it, using the Sign of the Enterer.



11. Give the LVX Signs, and remain thus for a short time, while you feel the invoked Energies.
12. Raise your arms, reaching outward and slightly upward. Proclaim (and vibrate as indicated): "In the Name of the Lord 'היהוה' [hê-yòd-hê-vâv], in the Secret Holy Name of God 'Mor' [mòr], and of King 'Lavávoth' [lâ-vâ-vòth], I invoke you, you Archangels and Angels of the Sign, Decans, and Quinants of Capricorn.
13. Pierce the center of the Pentagram, and trace a line of white Light as you move to the South. Finish the line at the point where the center of the next Pentagram will be.
14. Trace a blue-violet Invoking Capricorn Pentagram, while vibrating "Lavávoth" [lâ-vâ-vòth]. Trace a yellow-orange Capricorn symbol in its center, while vibrating "היהוה" [hê-yòd-hê-vâv]. Project blue-violet Light through it, using the Sign of the Enterer.

²⁰ The final "th" should be pronounced as it is in English instead of lettered separately in this instance. The combined phonetic value is indicated since the names of all the other Enochian Zodiacal Kings each consist of seven letters.

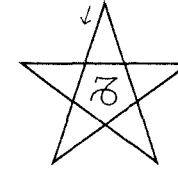


15. Give the LVX Signs, and remain thus for a short time, while you feel the invoked Energies.
16. Raise your arms, reaching outward and slightly upward. Proclaim (and vibrate as indicated): "In the Name of the Lord 'היהוה' [hê-yòd-hê-vâv], in the Secret Holy Name of God 'Mor' [mòr], and of King 'Lavávoth' [lâ-vâ-vòth], I invoke you, you Archangels and Angels of the Sign, Decans, and Quinants of Capricorn.
17. Pierce the center of the Pentagram, and trace a line of white Light as you move to the West. Finish the line at the point where the center of the next Pentagram will be.
18. Trace a blue-violet Invoking Capricorn Pentagram, while vibrating "Lavávoth" [lâ-vâ-vòth]. Trace a yellow-orange Capricorn symbol in its center, while vibrating "היהוה" [hê-yòd-hê-vâv]. Project blue-violet Light through it, using the Sign of the Enterer.




19. Give the LVX Signs, and remain thus for a short time, while you feel the invoked Energies.
20. Raise your arms, reaching outward and slightly upward. Proclaim (and vibrate as indicated): "In the Name of the Lord 'היהוה' [hê-yòd-hê-vâv], in the Secret Holy Name of God 'Mor' [mòr], and of King 'Lavávoth' [lâ-vâ-vòth], I invoke you, you Archangels and Angels of the Sign, Decans, and Quinants of Capricorn.
21. Pierce the center of the Pentagram, and trace a line of white Light as you move to the North. Finish the line at the point where the center of the next Pentagram will be.
22. Trace a blue-violet Invoking Capricorn Pentagram, while vibrating "Lavávoth" [lâ-vâ-vòth]. Trace a yellow-orange Capricorn symbol in its center, while vibrating "היהוה" [hê-yòd-hê-vâv]. Pro-

ject blue-violet Light through it, using the Sign of the Enterer.



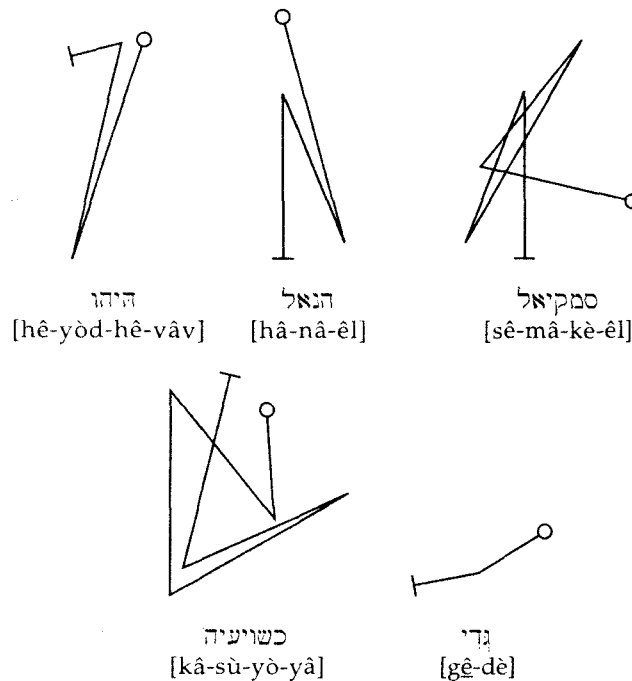
23. Give the LVX Signs, and remain thus for a short time, while you feel the invoked Energies.
24. Raise your arms, reaching outward and slightly upward. Proclaim (and vibrate as indicated): "In the Name of the Lord 'היהוה' [hê-yòd-hê-vâv], in the Secret Holy Name of God 'Mor' [mòr], and of King 'Lavávoth' [lâ-vâ-vòth], I invoke you, you Archangels and Angels of the Sign, Decans, and Quinants of Capricorn.
25. Pierce the center of the Pentagram, and trace a line of white Light as you move to the East. Complete the Circle by finishing the line in the center of the first Pentagram (i.e., where you began).
26. Go and face, across the Altar, the current location of Capricorn.
27. Pause and close your eyes for a moment. Visualize again the God Form of Ba-Neb-Djedu which you continue to assume, dressed in blue-violet, with yellow-orange trim, while vibrating "Ba-Neb-Djedu" [bâ-nêb-jê-dù].
28. Trace a blue-violet Invoking Capricorn Pentagram, while vibrating "Lavávoth" [lâ-vâ-vòth]. Trace a yellow-orange Capricorn symbol in its center, while vibrating "היהוה" [hê-yòd-hê-vâv]. Project blue-violet Light through it, using the Sign of the Enterer.



29. Give the LVX Signs, and remain thus for a short time, while you feel the invoked Energies.
30. Raise your arms, reaching outward and slightly upward. Proclaim (and vibrate as indicated): "In the Name of the Lord 'היהוה' [hê-yòd-hê-vâv], in the Secret Holy Name of God 'Mor' [mòr], and of King 'Lavávoth' [lâ-vâ-vòth], I invoke you, you Archangels and

Angels of the Sign, Decans, and Quinants of Capricorn.

31. Each of the Names in the following Invocation should be vibrated twice. The first time, vibrate the Name while you trace it in Hebrew (over the Pentagram, from right to left). The second time, vibrate the Name again, while you trace its Sigil, as shown below. Proclaim: "In the Name of the Lord 'היהו' [hê-yòd-hê-vâv], of the Archangel 'הנאל' [hâ-nâ-êl], of the Angel 'סמקיאל' [sê-mâ-kè-êl], and of the Angel of the corresponding tenth House 'כשויעיה' [kâ-sù-yò-yâ], I invoke you, you Forces of the Sign of 'גדי' [gê-dè]."



32. Vibrate the tenth Enochian Call as listed in appendix 1, "Enochian Calls" (optional).
33. Extend your arms outward and upward. Proclaim: "I invoke you, you Angels of the celestial Spheres, whose dwelling is in the Invisible. You are the Guardians of the Gates of the Universe. May you also be the Guardians of this Mystic Sphere. Keep far removed the Evil and the Unbalanced. Strengthen and inspire me, so that I may preserve unsullied this Abode of the Mysteries of the Eternal

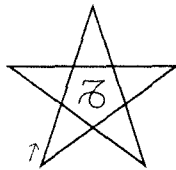
Gods. Let my Sphere be pure and holy, so that I may enter in, and become a partaker of, the Light Divine."

34. Go to the Northeast corner of the Circle, and face outward. Extend your arms outward and upward, and proclaim: "The visible Sun is the dispenser of Light to the Earth. Let me form therefore a Vortex in this Chamber, that the invisible Light of the Spirit shall shine therein from above."
35. Circumambulate three times around the perimeter of the Circle. Imagine Magical Current flowing through you, and visualize a clockwise-spinning Vortex being created as you move. Give the Sign of the Enterer each time that you pass by the Eastern end of the Circle (in the direction you are going, without stopping). Finish in the Northeast.
36. Go to the West of the Altar, facing East. Perform the Rite of Adoration of the Lord of the Universe.
37. State clearly the Magical Intentions of the Ritual. For example: "It is the Intention of this Ritual that the Energies of the Sign of Capricorn shall be awakened in my Sphere of Sensation ('Aura'), and that I shall eventually attain the Knowledge of, and Conversation with, my Divine Genius ('Holy Guardian Angel')."
38. Perform the Ritual of the Middle Pillar. This activates and equilibrates the invoked Forces in your Sphere of Sensation (optional).
39. Facing the South (the natural position of the Signs of the Earth Triplicity in the Zodiac), skry to the Plane of the invoked Forces (optional). When finished, make a sketch, drawing, or painting of any encountered images or beings, and write a brief description of any visionary experience. This material should be carefully recorded for entry into the Magical Diary.
40. Perform the Rite of the Magical Eucharist (optional).
41. Carefully wrap and put away your Lotus Wand, to avoid any accidental dissipation of its charged Force.
42. Go to the Southeast corner.
43. Reverse circumambulate three times around the perimeter of the Circle. As you move, imagine Magical Current flowing through you, and visualize the Vortex of Magical Energy, which you created earlier, reversing and dissipating. Give the Sign of the Enterer each time that you pass by the Eastern end of the Circle (in the direction you are going, without stopping). Finish in the Southeast.
44. Go to the West of the Altar, facing East, and perform the Rite of Adoration of the Lord of the Universe.

45. Pause and close your eyes for a moment. Visualize again the God Form of Ba-Neb-Djedu, dressed in blue-violet with yellow-orange trim. Divest yourself of the God Form of Ba-Neb-Djedu, while vibrating "Ba-Neb-Djedu" [bâ-nêb-jê-dù]. Likewise divest yourself of any other God Forms which may have been assumed during preliminary Invocations (e.g., of the Highest Divine Force).
46. Perform the Greater Banishing Ritual of the Pentagram for the Zodiacal Sign of Capricorn.
47. Perform the Lesser Banishing Ritual of the Pentagram.
48. Perform the Lesser Banishing Ritual of the Hexagram.
49. Knock twelve times upon the Altar and proclaim: "I now release any Spirits which may have been imprisoned by this Ritual. Go now, with the Blessings of 'היהוה' [hê-yòd-hê-vâv]. May there always be peace between us, and may you always come when you are called. I now Declare this Ritual duly closed."

Greater Banishing Ritual of the Pentagram, Capricorn

1. Look around, and assure yourself that you will not accidentally banish the charged Force of any consecrated Magical Implements.
2. Stand West of the Altar, facing East. Perform the Rite of the Qabalistic Cross.
3. Pick up your Elemental Banishing Dagger. Go to the Eastern end of the Circle. Stand facing outward.
4. Trace a blue-violet Banishing Capricorn Pentagram, while vibrating "Lavávoth" [lâ-vâ-vòth]. Trace a yellow-orange Capricorn symbol in its center, while vibrating "היהוה" [hê-yòd-hê-vâv]. Project blue-violet Light through it, using the Sign of the Enterer. Give the Sign of Silence.



5. Pierce the center of the Pentagram, and trace a line of white Light as you move to the South. Finish the line at the point where the center of the next Pentagram will be.
6. Trace a blue-violet Banishing Capricorn Pentagram, while vibrat-

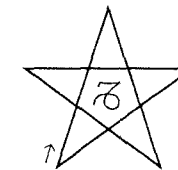
ing "Lavávoth" [lâ-vâ-vòth]. Trace a yellow-orange Capricorn symbol in its center, while vibrating "היהוה" [hê-yòd-hê-vâv]. Project blue-violet Light through it, using the Sign of the Enterer. Give the Sign of Silence.



7. Pierce the center of the Pentagram, and trace a line of white Light as you move to the West. Finish the line at the point where the center of the next Pentagram will be.
8. Trace a blue-violet Banishing Capricorn Pentagram, while vibrating "Lavávoth" [lâ-vâ-vòth]. Trace a yellow-orange Capricorn symbol in its center, while vibrating "היהוה" [hê-yòd-hê-vâv]. Project blue-violet Light through it, using the Sign of the Enterer. Give the Sign of Silence.



9. Pierce the center of the Pentagram, and trace a line of white Light as you move to the North. Finish the line at the point where the center of the next Pentagram will be.
10. Trace a blue-violet Banishing Capricorn Pentagram, while vibrating "Lavávoth" [lâ-vâ-vòth]. Trace a yellow-orange Capricorn symbol in its center, while vibrating "היהוה" [hê-yòd-hê-vâv]. Project blue-violet Light through it, using the Sign of the Enterer. Give the Sign of Silence.



11. Pierce the center of the Pentagram, and trace a line of white Light

as you move to the East. Complete the Circle by finishing the line in the center of the first Pentagram (i.e., where you began).

12. Go and face, across the Altar, the current location of Capricorn.
13. Trace a blue-violet Banishing Capricorn Pentagram, while vibrating "Lavávoth" [lâ-vâ-vòth]. Trace a yellow-orange Capricorn symbol in its center, while vibrating "הַיְוֹד־הֶבַיִם" [hê-yòd-hê-vâv]. Project blue-violet Light through it, using the Sign of the Enterer. Give the Sign of Silence.



14. Go to the West of the Altar, facing East. Perform the Rite of the Qabalistic Cross.

Greater Invoking Ritual of the Pentagram, Sagittarius

Synopsis

Altar:	Blue Altar cloth, candle, incense, cup of water, Lotus Wand (wrapped), Elemental Banishing Dagger, materials for the Rite of the Magical Eucharist (optional).
Enochian Tablets:	Zodiacal (East).
Enochian Calls:	Ninth.
Tarot Trump:	Temperance.
Colors:	Blue flashing with complementary orange.
Ideal Time:	When Sagittarius is rising in the East, or during an Elemental Tide of Fire.
Scents:	Lign-aloes (Aquilarea Agallocha, Aloe, Furcraea).

Ritual Precis

1. Perform the Lesser Banishing Ritual of the Pentagram.
2. Perform the Lesser Banishing Ritual of the Hexagram.
3. Perform the Rite of Purification with Water and Consecration with Fire.
4. Unwrap the Lotus Wand.
5. Perform the Rite of the Qabalistic Cross.

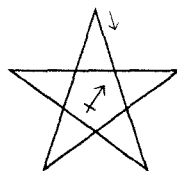
6. Perform an Invocation of the Highest Divine Force.
7. Invoke Sagittarius in each of the four Quarters, as well as over the Altar (assuming the appropriate God Form, using the appropriate Pentagrams and Names). Trace the appropriate Sigils and Hebrew Names over the Altar, while vibrating the Names from the Zodiacal Hierarchy of Sagittarius.
8. Circumambulate three times.
9. Perform the Rite of Adoration of the Lord of the Universe.
10. State all Magical Intentions.
11. Perform the Middle Pillar Ritual (optional).
12. Facing East, skry to the corresponding Zodiacal Plane (optional).
13. Perform the Rite of the Magical Eucharist (optional).
14. Wrap the Lotus Wand.
15. Reverse circumambulate three times.
16. Divest yourself of all God Forms assumed during the Ritual.
17. Perform the Greater Banishing Ritual of the Pentagram for the Sign of Sagittarius, by banishing Sagittarius in each of the four Quarters, as well as over the Altar (using the appropriate Pentagrams and Names).
18. Perform the Lesser Banishing Ritual of the Pentagram.
19. Perform the Lesser Banishing Ritual of the Hexagram.
20. Declare the Temple duly closed.

Ritual

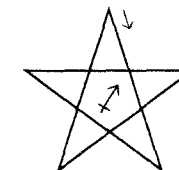
1. Go to the Northeast corner. Stand facing outward, away from the Altar. Proclaim: "Hekas, Hekas Este Bebeloi" [hê-kâs hê-kâs ês-tê bê-bê-lòè].
2. Go to the West of the Altar, facing East. Perform the Lesser Banishing Ritual of the Pentagram.
3. Perform the Lesser Banishing Ritual of the Hexagram.
4. Perform the Rite of Purification with Water and Consecration with Fire.
5. Unwrap the Lotus Wand.
6. Perform the Rite of the Qabalistic Cross.
7. Perform an Invocation of the Highest Divine Force.
8. Pick up the Lotus Wand, and hold it by the blue band. Assume the God Form of Nephtys, dressed in blue with orange trim, while vibrating "Nephtys" [nê-bêt-kêt].



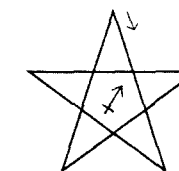
9. Go to the Eastern end of the Circle. Stand facing outward.
10. Trace a blue Invoking Sagittarius Pentagram, while vibrating "Zarzilg" [zâr-zèl-j]. Trace an orange Sagittarius symbol in its center, while vibrating "ויהיה" [vâv-yòd-hê-hê]. Project blue Light through it, using the Sign of the Enterer.



11. Give the LVX Signs, and remain thus for a short time, while you feel the invoked Energies.
12. Raise your arms, reaching outward and slightly upward. Proclaim (and vibrate as indicated): "In the Name of the Lord ויהיה" [vâv-yòd-hê-hê], in the Secret Holy Name of God 'Oip' [ò-èp], and of King 'Zarzilg' [zâr-zèl-j], I invoke you, you Archangels and Angels of the Sign, Decans, and Quinants of Sagittarius.
13. Pierce the center of the Pentagram, and trace a line of white Light as you move to the South. Finish the line at the point where the center of the next Pentagram will be.
14. Trace a blue Invoking Sagittarius Pentagram, while vibrating "Zarzilg" [zâr-zèl-j]. Trace an orange Sagittarius symbol in its center, while vibrating "ויהיה" [vâv-yòd-hê-hê]. Project blue Light through it, using the Sign of the Enterer.

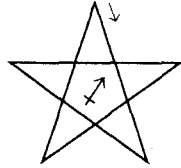


15. Give the LVX Signs, and remain thus for a short time, while you feel the invoked Energies.
16. Raise your arms, reaching outward and slightly upward. Proclaim (and vibrate as indicated): "In the Name of the Lord ויהיה" [vâv-yòd-hê-hê], in the Secret Holy Name of God 'Oip' [ò-èp], and of King 'Zarzilg' [zâr-zèl-j], I invoke you, you Archangels and Angels of the Sign, Decans, and Quinants of Sagittarius.
17. Pierce the center of the Pentagram, and trace a line of white Light as you move to the West. Finish the line at the point where the center of the next Pentagram will be.
18. Trace a blue Invoking Sagittarius Pentagram, while vibrating "Zarzilg" [zâr-zèl-j]. Trace an orange Sagittarius symbol in its center, while vibrating "ויהיה" [vâv-yòd-hê-hê]. Project blue Light through it, using the Sign of the Enterer.

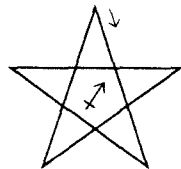


19. Give the LVX Signs, and remain thus for a short time, while you feel the invoked Energies.
20. Raise your arms, reaching outward and slightly upward. Proclaim (and vibrate as indicated): "In the Name of the Lord ויהיה" [vâv-yòd-hê-hê], in the Secret Holy Name of God 'Oip' [ò-èp], and of King 'Zarzilg' [zâr-zèl-j], I invoke you, you Archangels and Angels of the Sign, Decans, and Quinants of Sagittarius.
21. Pierce the center of the Pentagram, and trace a line of white Light as you move to the North. Finish the line at the point where the center of the next Pentagram will be.
22. Trace a blue Invoking Sagittarius Pentagram, while vibrating "Zarzilg" [zâr-zèl-j]. Trace an orange Sagittarius symbol in its center, while vibrating "ויהיה" [vâv-yòd-hê-hê]. Project blue Light through it, using the Sign of the Enterer.

through it, using the Sign of the Enterer.

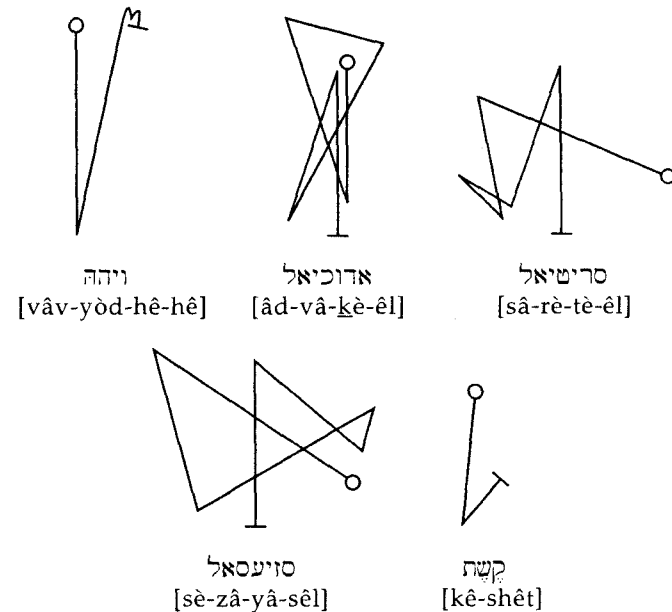


23. Give the LVX Signs, and remain thus for a short time, while you feel the invoked Energies.
24. Raise your arms, reaching outward and slightly upward. Proclaim (and vibrate as indicated): "In the Name of the Lord 'ויהה' [vâv-yòd-hê-hê], in the Secret Holy Name of God 'Oip' [ò-èp], and of King 'Zarzilg' [zâr-zèl-j], I invoke you, you Archangels and Angels of the Sign, Decans, and Quinants of Sagittarius.
25. Pierce the center of the Pentagram, and trace a line of white Light as you move to the East. Complete the Circle by finishing the line in the center of the first Pentagram (i.e., where you began).
26. Go and face, across the Altar, the current location of Sagittarius.
27. Pause and close your eyes for a moment. Visualize again the God Form of Nephys which you continue to assume, dressed in blue, with orange trim, while vibrating "Nephys" [nê-bêt-kêt].
28. Trace a blue Invoking Sagittarius Pentagram, while vibrating "Zarzilg" [zâr-zèl-j]. Trace an orange Sagittarius symbol in its center, while vibrating "ויהה" [vâv-yòd-hê-hê]. Project blue Light through it, using the Sign of the Enterer.



29. Give the LVX Signs, and remain thus for a short time, while you feel the invoked Energies.
30. Raise your arms, reaching outward and slightly upward. Proclaim (and vibrate as indicated): "In the Name of the Lord 'ויהה' [vâv-yòd-hê-hê], in the Secret Holy Name of God 'Oip' [ò-èp], and of King 'Zarzilg' [zâr-zèl-j], I invoke you, you Archangels and Angels of the Sign, Decans, and Quinants of Sagittarius.
31. Each of the Names in the following Invocation should be vibrated

twice. The first time, vibrate the Name while you trace it in Hebrew (over the Pentagram, from right to left). The second time, vibrate the Name again, while you trace its Sigil, as shown below. Proclaim: "In the Name of the Lord 'ויהה' [vâv-yòd-hê-hê], of the Archangel 'אדוכיאל' [âd-vâ-kè-êl] of the Angel 'סריטיאל' [sâ-rè-tè-êl], and of the Angel of the corresponding ninth House 'סזיעסאל' [sè-zâ-yâ-sêl], I invoke you, you Forces of the Sign of 'קשת' [kê-shêt]."²¹



32. Vibrate the ninth Enochian Call as listed in appendix 1, "Enochian Calls" (optional).
33. Extend your arms outward and upward. Proclaim: "I invoke you, you Angels of the celestial Spheres, whose dwelling is in the Invisible. You are the Guardians of the Gates of the Universe. May you also be the Guardians of this Mystic Sphere. Keep far removed the Evil and the Unbalanced. Strengthen and inspire me, so that I

²¹ Note that modern Hebrew renders Sagittarius as "קשת" [kâ-shât], but the Sepher Yetzirah lists "קשז" [kê-shêt]. Since the images of both the bow and the rainbow are crucial to the symbolism of the path of צ (Samekh) in the Golden Dawn (attributed to Sagittarius, as well as Temperance in the Tarot) "קשז" [kê-shêt] is preferable.

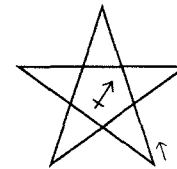
- may preserve unsullied this Abode of the Mysteries of the Eternal Gods. Let my Sphere be pure and holy, so that I may enter in, and become a partaker of, the Light Divine."
34. Go to the Northeast corner of the Circle, and face outward. Extend your arms outward and upward, and proclaim: "The visible Sun is the dispenser of Light to the Earth. Let me form therefore a Vortex in this Chamber, that the invisible Light of the Spirit shall shine therein from above."
 35. Circumambulate three times around the perimeter of the Circle. Imagine Magical Current flowing through you, and visualize a clockwise-spinning Vortex being created as you move. Give the Sign of the Enterer each time that you pass by the Eastern end of the Circle (in the direction you are going, without stopping). Finish in the Northeast.
 36. Go to the West of the Altar, facing East. Perform the Rite of Adoration of the Lord of the Universe.
 37. State clearly the Magical Intentions of the Ritual. For example: "It is the Intention of this Ritual that the Energies of the Sign of Sagittarius shall be awakened in my Sphere of Sensation ('Aura'), and that I shall eventually attain the Knowledge of, and Conversation with, my Divine Genius ('Holy Guardian Angel')."
 38. Perform the Ritual of the Middle Pillar. This activates and equilibrates the invoked Forces in your Sphere of Sensation (optional).
 39. Facing the East (the natural position of the Signs of the Fire Triplicity in the Zodiac), skry to the Plane of the invoked Forces (optional). When finished, make a sketch, drawing, or painting of any encountered images or beings, and write a brief description of any visionary experience. This material should be carefully recorded for entry into the Magical Diary.
 40. Perform the Rite of the Magical Eucharist (optional).
 41. Carefully wrap and put away your Lotus Wand, to avoid any accidental dissipation of its charged Force.
 42. Go to the Southeast corner.
 43. Reverse circumambulate three times around the perimeter of the Circle. As you move, imagine Magical Current flowing through you, and visualize the Vortex of Magical Energy, which you created earlier, reversing and dissipating. Give the Sign of the Enterer each time that you pass by the Eastern end of the Circle (in the direction you are going, without stopping). Finish in the Southeast.
 44. Go to the West of the Altar, facing East, and perform the Rite of

Adoration of the Lord of the Universe.

45. Pause and close your eyes for a moment. Visualize again the God Form of Nephthys, dressed in blue with orange trim. Divest yourself of the God Form of Nephthys, while vibrating "Nephthys" [nê-bêt-kêt]. Likewise divest yourself of any other God Forms which may have been assumed during preliminary Invocations (e.g., of the Highest Divine Force).
46. Perform the Greater Banishing Ritual of the Pentagram for the Zodiacal Sign of Sagittarius.
47. Perform the Lesser Banishing Ritual of the Pentagram.
48. Perform the Lesser Banishing Ritual of the Hexagram.
49. Knock twelve times upon the Altar and proclaim: "I now release any Spirits which may have been imprisoned by this Ritual. Go now, with the Blessings of 'וייה' [vâv-yòd-hê-hê]. May there always be peace between us, and may you always come when you are called. I now Declare this Ritual duly closed."

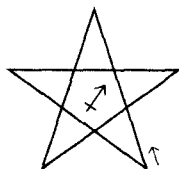
Greater Banishing Ritual of the Pentagram, Sagittarius

1. Look around, and assure yourself that you will not accidentally banish the charged Force of any consecrated Magical Implements.
2. Stand West of the Altar, facing East. Perform the Rite of the Qabalistic Cross.
3. Pick up your Elemental Banishing Dagger. Go to the Eastern end of the Circle. Stand facing outward.
4. Trace a blue Banishing Sagittarius Pentagram, while vibrating "Zarzilg" [zâr-zèl-j]. Trace an orange Sagittarius symbol in its center, while vibrating "וייה" [vâv-yòd-hê-hê]. Project blue Light through it, using the Sign of the Enterer. Give the Sign of Silence.




5. Pierce the center of the Pentagram, and trace a line of white Light as you move to the South. Finish the line at the point where the center of the next Pentagram will be.
6. Trace a blue Banishing Sagittarius Pentagram, while vibrating

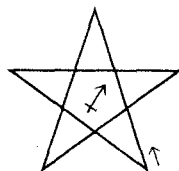
"Zarzilg" [zâr-zèl-j]. Trace an orange Sagittarius symbol in its center, while vibrating "ויהיה" [vâv-yòd-hê-hê]. Project blue Light through it, using the Sign of the Enterer. Give the Sign of Silence.



7. Pierce the center of the Pentagram, and trace a line of white Light as you move to the West. Finish the line at the point where the center of the next Pentagram will be.
8. Trace a blue Banishing Sagittarius Pentagram, while vibrating "Zarzilg" [zâr-zèl-j]. Trace an orange Sagittarius symbol in its center, while vibrating "ויהיה" [vâv-yòd-hê-hê]. Project blue Light through it, using the Sign of the Enterer. Give the Sign of Silence.



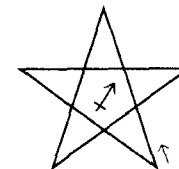
9. Pierce the center of the Pentagram, and trace a line of white Light as you move to the North. Finish the line at the point where the center of the next Pentagram will be.
10. Trace a blue Banishing Sagittarius Pentagram, while vibrating "Zarzilg" [zâr-zèl-j]. Trace an orange Sagittarius symbol in its center, while vibrating "ויהיה" [vâv-yòd-hê-hê]. Project blue Light through it, using the Sign of the Enterer. Give the Sign of Silence.



11. Pierce the center of the Pentagram, and trace a line of white Light as you move to the East. Complete the Circle by finishing the line

in the center of the first Pentagram (i.e., where you began).

12. Go and face, across the Altar, the current location of Sagittarius.
13. Trace a blue Banishing Sagittarius Pentagram, while vibrating "Zarzilg" [zâr-zèl-j]. Trace an orange Sagittarius symbol in its center, while vibrating "ויהיה" [vâv-yòd-hê-hê]. Project blue Light through it, using the Sign of the Enterer. Give the Sign of Silence.



14. Go to the West of the Altar, facing East. Perform the Rite of the Qabalistic Cross.

Greater Invoking Ritual of the Pentagram, Scorpio

Synopsis

- Altar:** Blue-green Altar cloth, candle, incense, cup of water, Lotus Wand (wrapped), Elemental Banishing Dagger, materials for the Rite of the Magical Eucharist (optional).
- Enochian Tablets:** Zodiacal (North).
- Enochian Calls:** Eighth.
- Tarot Trump:** Death.
- Colors:** Blue-green flashing with complementary red-orange.
- Ideal Time:** When Scorpio is rising in the East, or during an Elemental Tide of Water.
- Scents:** Siamese benzoin, opoponax.

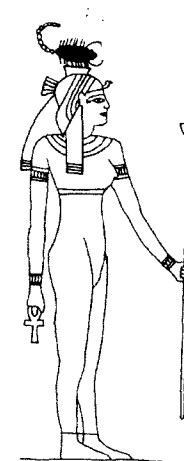
Ritual Precis

1. Perform the Lesser Banishing Ritual of the Pentagram.
2. Perform the Lesser Banishing Ritual of the Hexagram.
3. Perform the Rite of Purification with Water and Consecration with Fire.
4. Unwrap the Lotus Wand.
5. Perform the Rite of the Qabalistic Cross.
6. Perform an Invocation of the Highest Divine Force.

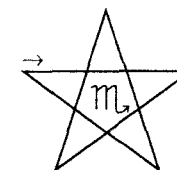
7. Invoke Scorpio in each of the four Quarters, as well as over the Altar (assuming the appropriate God Form, using the appropriate Pentagrams and Names). Trace the appropriate Sigils and Hebrew Names over the Altar, while vibrating the Names from the Zodiacal Hierarchy of Scorpio.
8. Circumambulate three times.
9. Perform the Rite of Adoration of the Lord of the Universe.
10. State all Magical Intentions.
11. Perform the Middle Pillar Ritual (optional).
12. Facing North, skry to the corresponding Zodiacal Plane (optional).
13. Perform the Rite of the Magical Eucharist (optional).
14. Wrap the Lotus Wand.
15. Reverse circumambulate three times.
16. Divest yourself of all God Forms assumed during the Ritual.
17. Perform the Greater Banishing Ritual of the Pentagram for the Sign of Scorpio, by banishing Scorpio in each of the four Quarters, as well as over the Altar (using the appropriate Pentagrams and Names).
18. Perform the Lesser Banishing Ritual of the Pentagram.
19. Perform the Lesser Banishing Ritual of the Hexagram.
20. Declare the Temple duly closed.

Ritual

1. Go to the Northeast corner. Stand facing outward, away from the Altar. Proclaim: "Hekas, Hekas Este Bebeloi" [hê-kâs hê-kâs ês-tê bê-bê-lòè].
2. Go to the West of the Altar, facing East. Perform the Lesser Banishing Ritual of the Pentagram.
3. Perform the Lesser Banishing Ritual of the Hexagram.
4. Perform the Rite of Purification with Water and Consecration with Fire.
5. Unwrap the Lotus Wand.
6. Perform the Rite of the Qabalistic Cross.
7. Perform an Invocation of the Highest Divine Force.
8. Pick up the Lotus Wand, and hold it by the blue-green band. Assume the God Form of Serquet, dressed in blue-green with red-orange trim, while vibrating "Serquet" [sêr-kêt].

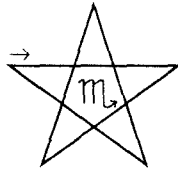


9. Go to the Eastern end of the Circle. Stand facing outward.
10. Trace a blue-green Invoking Scorpio Pentagram, while vibrating "Cadaámp" [kâ-dâ-âmp]. Trace a red-orange Scorpio symbol in its center, while vibrating "וההי" [vâv-hê-hê-yòd]. Project blue-green Light through it, using the Sign of the Enterer.

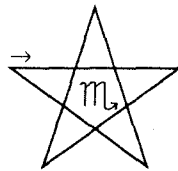


11. Give the LVX Signs, and remain thus for a short time, while you feel the invoked Energies.
12. Raise your arms, reaching outward and slightly upward. Proclaim (and vibrate as indicated): "In the Name of the Lord "וההי" [vâv-hê-hê-yòd], in the Secret Holy Name of God 'Gaiol' [gâ-è-òl], and of King 'Cadaámp' [kâ-dâ-âmp], I invoke you, you Archangels and Angels of the Sign, Decans, and Quinants of Scorpio.
13. Pierce the center of the Pentagram, and trace a line of white Light as you move to the South. Finish the line at the point where the center of the next Pentagram will be.
14. Trace a blue-green Invoking Scorpio Pentagram, while vibrating "Cadaámp" [kâ-dâ-âmp]. Trace a red-orange Scorpio symbol in its

center, while vibrating "ויהיה" [vâv-hê-hê-yòd]. Project blue-green Light through it, using the Sign of the Enterer.

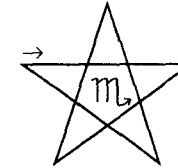


15. Give the LVX Signs, and remain thus for a short time, while you feel the invoked Energies.
16. Raise your arms, reaching outward and slightly upward. Proclaim: "In the Name of the Lord "ויהיה" [vâv-hê-hê-yòd], in the Secret Holy Name of God 'Gaiol' [gâ-è-òl], and of King 'Cadaámp' [kâ-dâ-âmp], I invoke you, you Archangels and Angels of the Sign, Decans, and Quinants of Scorpio.
17. Pierce the center of the Pentagram, and trace a line of white Light as you move to the West. Finish the line at the point where the center of the next Pentagram will be.
18. Trace a blue-green Invoking Scorpio Pentagram, while vibrating "Cadaámp" [kâ-dâ-âmp]. Trace a red-orange Scorpio symbol in its center, while vibrating "ויהיה" [vâv-hê-hê-yòd]. Project blue-green Light through it, using the Sign of the Enterer.

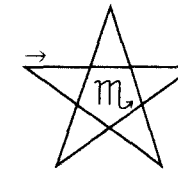


19. Give the LVX Signs, and remain thus for a short time, while you feel the invoked Energies.
20. Raise your arms, reaching outward and slightly upward. Proclaim (and vibrate as indicated): "In the Name of the Lord "ויהיה" [vâv-hê-hê-yòd], in the Secret Holy Name of God 'Gaiol' [gâ-è-òl], and of King 'Cadaámp' [kâ-dâ-âmp], I invoke you, you Archangels and Angels of the Sign, Decans, and Quinants of Scorpio.
21. Pierce the center of the Pentagram, and trace a line of white Light as you move to the North. Finish the line at the point where the center of the next Pentagram will be.
22. Trace a blue-green Invoking Scorpio Pentagram, while vibrating

"Cadaámp" [kâ-dâ-âmp]. Trace a red-orange Scorpio symbol in its center, while vibrating "ויהיה" [vâv-hê-hê-yòd]. Project blue-green Light through it, using the Sign of the Enterer.



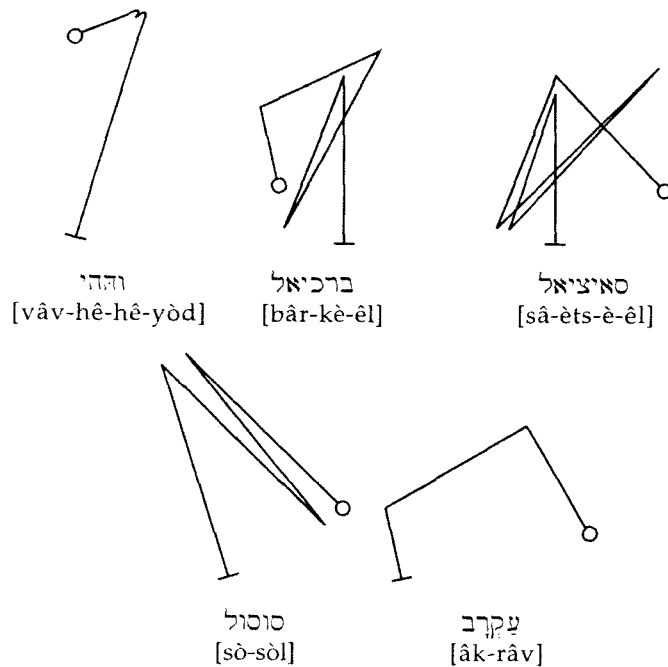
23. Give the LVX Signs, and remain thus for a short time, while you feel the invoked Energies.
24. Raise your arms, reaching outward and slightly upward. Proclaim (and vibrate as indicated): "In the Name of the Lord "ויהיה" [vâv-hê-hê-yòd], in the Secret Holy Name of God 'Gaiol' [gâ-è-òl], and of King 'Cadaámp' [kâ-dâ-âmp], I invoke you, you Archangels and Angels of the Sign, Decans, and Quinants of Scorpio.
25. Pierce the center of the Pentagram, and trace a line of white Light as you move to the East. Complete the Circle by finishing the line in the center of the first Pentagram (i.e., where you began).
26. Go and face, across the Altar, the current location of Scorpio.
27. Pause and close your eyes for a moment. Visualize again the God Form of Serquet which you continue to assume, dressed in blue-green, with red-orange trim, while vibrating "Serquet" [sêr-kêt].
28. Trace a blue-green Invoking Scorpio Pentagram, while vibrating "Cadaámp" [kâ-dâ-âmp]. Trace a red-orange Scorpio symbol in its center, while vibrating "ויהיה" [vâv-hê-hê-yòd]. Project blue-green Light through it, using the Sign of the Enterer.



29. Give the LVX Signs, and remain thus for a short time, while you feel the invoked Energies.
30. Raise your arms, reaching outward and slightly upward. Proclaim (and vibrate as indicated): "In the Name of the Lord "ויהיה" [vâv-hê-hê-yòd], in the Secret Holy Name of God 'Gaiol' [gâ-è-òl], and of King 'Cadaámp' [kâ-dâ-âmp], I invoke you, you Archangels and

Angels of the Sign, Decans, and Quinants of Scorpio.

31. Each of the Names in the following Invocation should be vibrated twice. The first time, vibrate the Name while you trace it in Hebrew (over the Pentagram, from right to left). The second time, vibrate the Name again, while you trace its Sigil, as shown below. Proclaim: "In the Name of the Lord 'והדי' [vâv-hê-hê-yòd], of the Archangel 'ברכיאל' [bâr-kè-êl]²² of the Angel 'סאציאל' [sâ-êts-è-êl], and of the Angel of the corresponding eighth House 'סוסול' [sò-sò], I invoke you, you Forces of the Sign of 'עקרבו' [âk-râv]."



32. Vibrate the eighth Enochian Call as listed in appendix 1, "Enochian Calls" (optional).
33. Extend your arms outward and upward. Proclaim: "I invoke you, you Angels of the celestial Spheres, whose dwelling is in the Invisible. You are the Guardians of the Gates of the Universe. May you also be the Guardians of this Mystic Sphere. Keep far removed

the Evil and the Unbalanced. Strengthen and inspire me, so that I may preserve unsullied this Abode of the Mysteries of the Eternal Gods. Let my Sphere be pure and holy, so that I may enter in, and become a partaker of, the Light Divine."

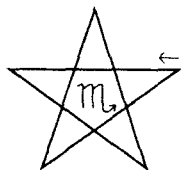
34. Go to the Northeast corner of the Circle, and face outward. Extend your arms outward and upward, and proclaim: "The visible Sun is the dispenser of Light to the Earth. Let me form therefore a Vortex in this Chamber, that the invisible Light of the Spirit shall shine therein from above."
35. Circumambulate three times around the perimeter of the Circle. Imagine Magical Current flowing through you, and visualize a clockwise-spinning Vortex being created as you move. Give the Sign of the Enterer each time that you pass by the Eastern end of the Circle (in the direction you are going, without stopping). Finish in the Northeast.
36. Go to the West of the Altar, facing East. Perform the Rite of Adoration of the Lord of the Universe.
37. State clearly the Magical Intentions of the Ritual. For example: "It is the Intention of this Ritual that the Energies of the Sign of Scorpio shall be awakened in my Sphere of Sensation ('Aura'), and that I shall eventually attain the Knowledge of, and Conversation with, my Divine Genius ('Holy Guardian Angel')."
38. Perform the Ritual of the Middle Pillar. This activates and equilibrates the invoked Forces in your Sphere of Sensation (optional).
39. Facing the North (the natural position of the Signs of the Water Triplicity in the Zodiac), skry to the Plane of the invoked Forces (optional). When finished, make a sketch, drawing, or painting of any encountered images or beings, and write a brief description of any visionary experience. This material should be carefully recorded for entry into the Magical Diary.
40. Perform the Rite of the Magical Eucharist (optional).
41. Carefully wrap and put away your Lotus Wand, to avoid any accidental dissipation of its charged Force.
42. Go to the Southeast corner.
43. Reverse circumambulate three times around the perimeter of the Circle. As you move, imagine Magical Current flowing through you, and visualize the Vortex of Magical Energy, which you created earlier, reversing and dissipating. Give the Sign of the Enterer each time that you pass by the Eastern end of the Circle (in the direction you are going, without stopping). Finish in the Southeast.

²² The pronunciation of this name has been corrected to conform with the rules of Hebrew grammar, and therefore diverges slightly from the pronunciation traditionally employed by the Golden Dawn.

44. Go to the West of the Altar, facing East, and perform the Rite of Adoration of the Lord of the Universe.
45. Pause and close your eyes for a moment. Visualize again the God Form of Serquet, dressed in blue-green with red-orange trim. Divest yourself of the God Form of Serquet, while vibrating "Serquet" [sêr-kêt]. Likewise divest yourself of any other God Forms which may have been assumed during preliminary Invocations (e.g., of the Highest Divine Force).
46. Perform the Greater Banishing Ritual of the Pentagram for the Zodiacal Sign of Scorpio.
47. Perform the Lesser Banishing Ritual of the Pentagram.
48. Perform the Lesser Banishing Ritual of the Hexagram.
49. Knock twelve times upon the Altar and proclaim: "I now release any Spirits which may have been imprisoned by this Ritual. Go now, with the Blessings of ״והה״ [vâv-hê-hê-yòd]. May there always be peace between us, and may you always come when you are called. I now Declare this Ritual duly closed."

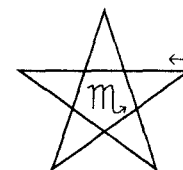
Greater Banishing Ritual of the Pentagram, Scorpio

1. Look around, and assure yourself that you will not accidentally banish the charged Force of any consecrated Magical Implements.
2. Stand West of the Altar, facing East. Perform the Rite of the Qabalistic Cross.
3. Pick up your Elemental Banishing Dagger. Go to the Eastern end of the Circle. Stand facing outward.
4. Trace a blue-green Banishing Scorpio Pentagram, while vibrating "Cadaámp" [kâ-dâ-âmp]. Trace a red-orange Scorpio symbol in its center, while vibrating "״והה״" [vâv-hê-hê-yòd]. Project blue-green Light through it, using the Sign of the Enterer. Give the Sign of Silence.

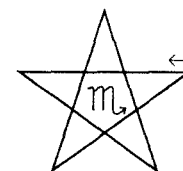


5. Pierce the center of the Pentagram, and trace a line of white Light as you move to the South. Finish the line at the point where the center of the next Pentagram will be.

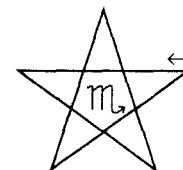
6. Trace a blue-green Banishing Scorpio Pentagram, while vibrating "Cadaámp" [kâ-dâ-âmp]. Trace a red-orange Scorpio symbol in its center, while vibrating "״והה״" [vâv-hê-hê-yòd]. Project blue-green Light through it, using the Sign of the Enterer. Give the Sign of Silence.



7. Pierce the center of the Pentagram, and trace a line of white Light as you move to the West. Finish the line at the point where the center of the next Pentagram will be.
8. Trace a blue-green Banishing Scorpio Pentagram, while vibrating "Cadaámp" [kâ-dâ-âmp]. Trace a red-orange Scorpio symbol in its center, while vibrating "״והה״" [vâv-hê-hê-yòd]. Project blue-green Light through it, using the Sign of the Enterer. Give the Sign of Silence.

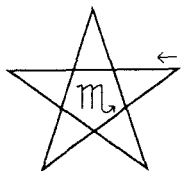


9. Pierce the center of the Pentagram, and trace a line of white Light as you move to the North. Finish the line at the point where the center of the next Pentagram will be.
10. Trace a blue-green Banishing Scorpio Pentagram, while vibrating "Cadaámp" [kâ-dâ-âmp]. Trace a red-orange Scorpio symbol in its center, while vibrating "״והה״" [vâv-hê-hê-yòd]. Project blue-green Light through it, using the Sign of the Enterer. Give the Sign of Silence.



11. Pierce the center of the Pentagram, and trace a line of white Light as you move to the East. Complete the Circle by finishing the line

- in the center of the first Pentagram (i.e., where you began).
12. Go and face, across the Altar, the current location of Scorpio.
 13. Trace a blue-green Banishing Scorpio Pentagram, while vibrating "Cadaámp" [ká-dâ-âmp]. Trace a red-orange Scorpio symbol in its center, while vibrating "וההו" [vâv-hê-hê-yòd]. Project blue-green Light through it, using the Sign of the Enterer. Give the Sign of Silence.



14. Go to the West of the Altar, facing East. Perform the Rite of the Qabalistic Cross.

Greater Invoking Ritual of the Pentagram, Libra

Synopsis

Altar:	Green Altar cloth, candle, incense, cup of water, Lotus Wand (wrapped), Elemental Banishing Dagger, materials for the Rite of the Magical Eucharist (optional).
Enochian Tablets:	Zodiacal (West).
Enochian Calls:	Seventh.
Tarot Trump:	Justice.
Colors:	Green flashing with complementary red.
Ideal Time:	When Libra is rising in the East, or during an Elemental Tide of Air.
Scents:	Galbanum.


Ritual Precis

1. Perform the Lesser Banishing Ritual of the Pentagram.
2. Perform the Lesser Banishing Ritual of the Hexagram.
3. Perform the Rite of Purification with Water and Consecration with Fire.
4. Unwrap the Lotus Wand.
5. Perform the Rite of the Qabalistic Cross.
6. Perform an Invocation of the Highest Divine Force.

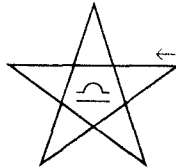
7. Invoke Libra in each of the four Quarters, as well as over the Altar (assuming the appropriate God Form, using the appropriate Pentagrams and Names). Trace the appropriate Sigils and Hebrew Names over the Altar, while vibrating the Names from the Zodiacal Hierarchy of Libra.
8. Circumambulate three times.
9. Perform the Rite of Adoration of the Lord of the Universe.
10. State all Magical Intentions.
11. Perform the Middle Pillar Ritual (optional).
12. Facing West, skry to the corresponding Zodiacal Plane (optional).
13. Perform the Rite of the Magical Eucharist (optional).
14. Wrap the Lotus Wand.
15. Reverse circumambulate three times.
16. Divest yourself of all God Forms assumed during the Ritual.
17. Perform the Greater Banishing Ritual of the Pentagram for the Sign of Libra, by banishing Libra in each of the four Quarters, as well as over the Altar (using the appropriate Pentagrams and Names).
18. Perform the Lesser Banishing Ritual of the Pentagram.
19. Perform the Lesser Banishing Ritual of the Hexagram.
20. Declare the Temple duly closed.

Ritual

1. Go to the Northeast corner. Stand facing outward, away from the Altar. Proclaim: "Hekas, Hekas Este Bebeloi" [hê-kâs hê-kâs ês-tê bê-bê-lòè].
2. Go to the West of the Altar, facing East. Perform the Lesser Banishing Ritual of the Pentagram.
3. Perform the Lesser Banishing Ritual of the Hexagram.
4. Perform the Rite of Purification with Water and Consecration with Fire.
5. Unwrap the Lotus Wand.
6. Perform the Rite of the Qabalistic Cross.
7. Perform an Invocation of the Highest Divine Force.
8. Pick up the Lotus Wand, and hold it by the green band. Assume the God Form of Maat, dressed in green with red trim, while vibrating "Maat" [mâ-ât].



9. Go to the Eastern end of the Circle. Stand facing outward.
10. Trace a green Invoking Libra Pentagram, while vibrating "Alpú-dus" [âl-pù-dùs]. Trace a red Libra symbol in its center, while vibrating "והיה" [vâv-hê-yòd-hê]. Project green Light through it, using the Sign of the Enterer.



11. Give the LVX Signs, and remain thus for a short time, while you feel the invoked Energies.
12. Raise your arms, reaching outward and slightly upward. Proclaim (and vibrate as indicated): "In the Name of the Lord 'והיה' [vâv-hê-yòd-hê], in the Secret Holy Name of God 'Aozpi' [â-òz-pè], and of King 'Alpú-dus' [âl-pù-dùs], I invoke you, you Archangels and Angels of the Sign, Decans, and Quinants of Libra.
13. Pierce the center of the Pentagram, and trace a line of white Light as you move to the South. Finish the line at the point where the center of the next Pentagram will be.
14. Trace a green Invoking Libra Pentagram, while vibrating "Alpú-dus" [âl-pù-dùs]. Trace a red Libra symbol in its center, while vi-

brating "והיה" [vâv-hê-yòd-hê]. Project green Light through it, using the Sign of the Enterer.

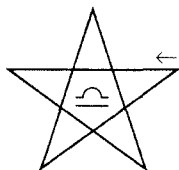


15. Give the LVX Signs, and remain thus for a short time, while you feel the invoked Energies.
16. Raise your arms, reaching outward and slightly upward. Proclaim (and vibrate as indicated): "In the Name of the Lord 'והיה' [vâv-hê-yòd-hê], in the Secret Holy Name of God 'Aozpi' [â-òz-pè], and of King 'Alpú-dus' [âl-pù-dùs], I invoke you, you Archangels and Angels of the Sign, Decans, and Quinants of Libra.
17. Pierce the center of the Pentagram, and trace a line of white Light as you move to the West. Finish the line at the point where the center of the next Pentagram will be.
18. Trace a green Invoking Libra Pentagram, while vibrating "Alpú-dus" [âl-pù-dùs]. Trace a red Libra symbol in its center, while vibrating "והיה" [vâv-hê-yòd-hê]. Project green Light through it, using the Sign of the Enterer.

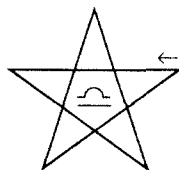


19. Give the LVX Signs, and remain thus for a short time, while you feel the invoked Energies.
20. Raise your arms, reaching outward and slightly upward. Proclaim (and vibrate as indicated): "In the Name of the Lord 'והיה' [vâv-hê-yòd-hê], in the Secret Holy Name of God 'Aozpi' [â-òz-pè], and of King 'Alpú-dus' [âl-pù-dùs], I invoke you, you Archangels and Angels of the Sign, Decans, and Quinants of Libra.
21. Pierce the center of the Pentagram, and trace a line of white Light as you move to the North. Finish the line at the point where the center of the next Pentagram will be.
22. Trace a green Invoking Libra Pentagram, while vibrating "Alpú-

dus" [âl-pù-dùs]. Trace a red Libra symbol in its center, while vibrating "והיה" [vâv-hê-yòd-hê]. Project green Light through it, using the Sign of the Enterer.



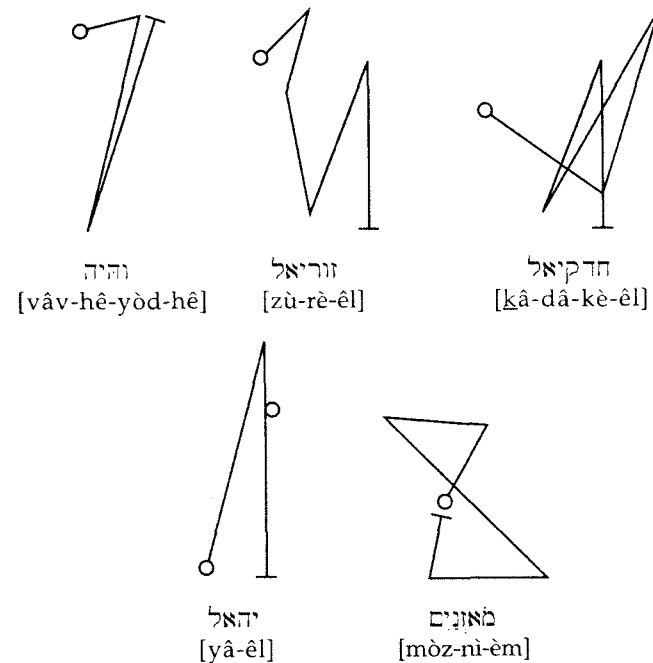
23. Give the LVX Signs, and remain thus for a short time, while you feel the invoked Energies.
24. Raise your arms, reaching outward and slightly upward. Proclaim (and vibrate as indicated): "In the Name of the Lord 'והיה' [vâv-hê-yòd-hê], in the Secret Holy Name of God 'Aozpi' [â-òz-pè], and of King 'Alpùdus' [âl-pù-dùs], I invoke you, you Archangels and Angels of the Sign, Decans, and Quinants of Libra.
25. Pierce the center of the Pentagram, and trace a line of white Light as you move to the East. Complete the Circle by finishing the line in the center of the first Pentagram (i.e., where you began).
26. Go and face, across the Altar, the current location of Libra.
27. Pause and close your eyes for a moment. Visualize again the God Form of Maat which you continue to assume, dressed in green, with red trim, while vibrating "Maat" [mâ-ât].
28. Trace a green Invoking Libra Pentagram, while vibrating "Alpùdus" [âl-pù-dùs]. Trace a red Libra symbol in its center, while vibrating "והיה" [vâv-hê-yòd-hê]. Project green Light through it, using the Sign of the Enterer.



29. Give the LVX Signs, and remain thus for a short time, while you feel the invoked Energies.
30. Raise your arms, reaching outward and slightly upward. Proclaim (and vibrate as indicated): "In the Name of the Lord 'והיה' [vâv-hê-yòd-hê], in the Secret Holy Name of God 'Aozpi' [â-òz-pè], and of King 'Alpùdus' [âl-pù-dùs], I invoke you, you Archangels and

Angels of the Sign, Decans, and Quinants of Libra.

31. Each of the Names in the following Invocation should be vibrated twice. The first time, vibrate the Name while you trace it in Hebrew (over the Pentagram, from right to left). The second time, vibrate the Name again, while you trace its Sigil, as shown below. Proclaim: "In the Name of the Lord 'והיה' [vâv-hê-yòd-hê], of the Archangel 'זוריאל' [zù-rè-êl] of the Angel 'חדקיאל' [kâ-dâ-kè-êl], and of the Angel of the corresponding seventh House 'יהאל' [yâ-êl], I invoke you, you Forces of the Sign of 'מאזניים' [mòz-ni-èm]."



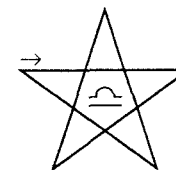
32. Vibrate the seventh Enochian Call as listed in appendix 1, "Enochian Calls" (optional).
33. Extend your arms outward and upward. Proclaim: "I invoke you, you Angels of the celestial Spheres, whose dwelling is in the Invisible. You are the Guardians of the Gates of the Universe. May you also be the Guardians of this Mystic Sphere. Keep far removed the Evil and the Unbalanced. Strengthen and inspire me, so that I may preserve unsullied this Abode of the Mysteries of the Eternal

- Gods. Let my Sphere be pure and holy, so that I may enter in, and become a partaker of, the Light Divine."
34. Go to the Northeast corner of the Circle, and face outward. Extend your arms outward and upward, and proclaim: "The visible Sun is the dispenser of Light to the Earth. Let me form therefore a Vortex in this Chamber, that the invisible Light of the Spirit shall shine therein from above."
 35. Circumambulate three times around the perimeter of the Circle. Imagine Magical Current flowing through you, and visualize a clockwise-spinning Vortex being created as you move. Give the Sign of the Enterer each time that you pass by the Eastern end of the Circle (in the direction you are going, without stopping). Finish in the Northeast.
 36. Go to the West of the Altar, facing East. Perform the Rite of Adoration of the Lord of the Universe.
 37. State clearly the Magical Intentions of the Ritual. For example: "It is the Intention of this Ritual that the Energies of the Sign of Libra shall be awakened in my Sphere of Sensation ('Aura'), and that I shall eventually attain the Knowledge of, and Conversation with, my Divine Genius ('Holy Guardian Angel')."
 38. Perform the Ritual of the Middle Pillar. This activates and equilibrates the invoked Forces in your Sphere of Sensation (optional).
 39. Facing the West (the natural position of the Signs of the Air Triplicity in the Zodiac), skry to the Plane of the invoked Forces (optional). When finished, make a sketch, drawing, or painting of any encountered images or beings, and write a brief description of any visionary experience. This material should be carefully recorded for entry into the Magical Diary.
 40. Perform the Rite of the Magical Eucharist (optional).
 41. Carefully wrap and put away your Lotus Wand, to avoid any accidental dissipation of its charged Force.
 42. Go to the Southeast corner.
 43. Reverse circumambulate three times around the perimeter of the Circle. As you move, imagine Magical Current flowing through you, and visualize the Vortex of Magical Energy, which you created earlier, reversing and dissipating. Give the Sign of the Enterer each time that you pass by the Eastern end of the Circle (in the direction you are going, without stopping). Finish in the Southeast.
 44. Go to the West of the Altar, facing East, and perform the Rite of Adoration of the Lord of the Universe.

45. Pause and close your eyes for a moment. Visualize again the God Form of Maat, dressed in green with red trim. Divest yourself of the God Form of Maat, while vibrating "Maat" [mâ-ât]. Likewise divest yourself of any other God Forms which may have been assumed during preliminary Invocations (e.g., of the Highest Divine Force).
46. Perform the Greater Banishing Ritual of the Pentagram for the Zodiacal Sign of Libra.
47. Perform the Lesser Banishing Ritual of the Pentagram.
48. Perform the Lesser Banishing Ritual of the Hexagram.
49. Knock twelve times upon the Altar and proclaim: "I now release any Spirits which may have been imprisoned by this Ritual. Go now, with the Blessings of 'והיה' [vâv-hê-yòd-hê]. May there always be peace between us, and may you always come when you are called. I now Declare this Ritual duly closed."

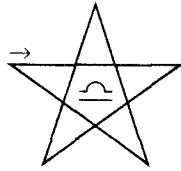
Greater Banishing Ritual of the Pentagram, Libra

1. Look around, and assure yourself that you will not accidentally banish the charged Force of any consecrated Magical Implements.
2. Stand West of the Altar, facing East. Perform the Rite of the Qabalistic Cross.
3. Pick up your Elemental Banishing Dagger. Go to the Eastern end of the Circle. Stand facing outward.
4. Trace a green Banishing Libra Pentagram, while vibrating "Alpú-dus" [âl-pù-dùs]. Trace a red Libra symbol in its center, while vibrating "והיה" [vâv-hê-yòd-hê]. Project green Light through it, using the Sign of the Enterer. Give the Sign of Silence.

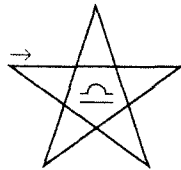


5. Pierce the center of the Pentagram, and trace a line of white Light as you move to the South. Finish the line at the point where the center of the next Pentagram will be.
6. Trace a green Banishing Libra Pentagram, while vibrating "Alpú-dus" [âl-pù-dùs]. Trace a red Libra symbol in its center, while vi-

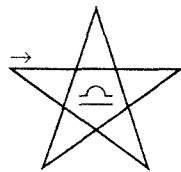
brating "והיה" [vâv-hê-yòd-hê]. Project green Light through it, using the Sign of the Enterer. Give the Sign of Silence.



7. Pierce the center of the Pentagram, and trace a line of white Light as you move to the West. Finish the line at the point where the center of the next Pentagram will be.
8. Trace a green Banishing Libra Pentagram, while vibrating "Alpú-dus" [âl-pù-dùs]. Trace a red Libra symbol in its center, while vibrating "והיה" [vâv-hê-yòd-hê]. Project green Light through it, using the Sign of the Enterer. Give the Sign of Silence.

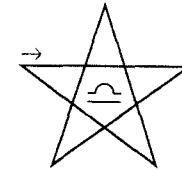


9. Pierce the center of the Pentagram, and trace a line of white Light as you move to the North. Finish the line at the point where the center of the next Pentagram will be.
10. Trace a green Banishing Libra Pentagram, while vibrating "Alpú-dus" [âl-pù-dùs]. Trace a red Libra symbol in its center, while vibrating "והיה" [vâv-hê-yòd-hê]. Project green Light through it, using the Sign of the Enterer. Give the Sign of Silence.



11. Pierce the center of the Pentagram, and trace a line of white Light as you move to the East. Complete the Circle by finishing the line in the center of the first Pentagram (i.e., where you began).

12. Go and face, across the Altar, the current location of Libra.
13. Trace a green Banishing Libra Pentagram, while vibrating "Alpú-dus" [âl-pù-dùs]. Trace a red Libra symbol in its center, while vibrating "והיה" [vâv-hê-yòd-hê]. Project green Light through it, using the Sign of the Enterer. Give the Sign of Silence.



14. Go to the West of the Altar, facing East. Perform the Rite of the Qabalistic Cross.

Greater Invoking Ritual of the Pentagram, Virgo

Synopsis

Altar: Yellow-green Altar cloth, candle, incense, cup of water, Lotus Wand (wrapped), Elemental Banishing Dagger, materials for the Rite of the Magical Eucharist (optional).

Enochian Tablets: Zodiacal (South).

Enochian Calls: Sixth.

Tarot Trump: The Hermit.

Colors: Yellow-green flashing with complementary red-violet.

Ideal Time: When Virgo is rising in the East, or during an Elemental Tide of Earth.

Scents: Narcissus.

Ritual Precis

1. Perform the Lesser Banishing Ritual of the Pentagram.
2. Perform the Lesser Banishing Ritual of the Hexagram.
3. Perform the Rite of Purification with Water and Consecration with Fire.
4. Unwrap the Lotus Wand.
5. Perform the Rite of the Qabalistic Cross.
6. Perform an Invocation of the Highest Divine Force.
7. Invoke Virgo in each of the four Quarters, as well as over the Altar

(assuming the appropriate God Form, using the appropriate Pentagrams and Names). Trace the appropriate Sigils and Hebrew Names over the Altar, while vibrating the Names from the Zodiacal Hierarchy of Virgo.


8. Circumambulate three times.
9. Perform the Rite of Adoration of the Lord of the Universe.
10. State all Magical Intentions.
11. Perform the Middle Pillar Ritual (optional).
12. Facing South, skry to the corresponding Zodiacal Plane (optional).
13. Perform the Rite of the Magical Eucharist (optional).
14. Wrap the Lotus Wand.
15. Reverse circumambulate three times.
16. Divest yourself of all God Forms assumed during the Ritual.
17. Perform the Greater Banishing Ritual of the Pentagram for the Sign of Virgo, by banishing Virgo in each of the four Quarters, as well as over the Altar (using the appropriate Pentagrams and Names).
18. Perform the Lesser Banishing Ritual of the Pentagram.
19. Perform the Lesser Banishing Ritual of the Hexagram.
20. Declare the Temple duly closed.

Ritual

1. Go to the Northeast corner. Stand facing outward, away from the Altar. Proclaim: "Hekas, Hekas Este Bebeloi" [hê-kâs hê-kâs ês-té bê-bê-lòè].
2. Go to the West of the Altar, facing East. Perform the Lesser Banishing Ritual of the Pentagram.
3. Perform the Lesser Banishing Ritual of the Hexagram.
4. Perform the Rite of Purification with Water and Consecration with Fire.
5. Unwrap the Lotus Wand.
6. Perform the Rite of the Qabalistic Cross.
7. Perform an Invocation of the Highest Divine Force.
8. Pick up the Lotus Wand, and hold it by the yellow-green band. Assume the God Form of Isis, dressed in yellow-green with red-violet trim, while vibrating "Isis" [è-sêt].




9. Go to the Eastern end of the Circle. Stand facing outward.
10. Trace a yellow-green Invoking Virgo Pentagram, while vibrating "Zurchol" [zùr-kòl]. Trace a red-violet Virgo symbol in its center, while vibrating "ההיו" [hê-hê-yòd-vâv]. Project yellow-green Light through it, using the Sign of the Enterer.

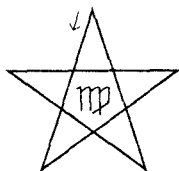


11. Give the LVX Signs, and remain thus for a short time, while you feel the invoked Energies.
12. Raise your arms, reaching outward and slightly upward. Proclaim (and vibrate as indicated): "In the Name of the Lord 'ההיו' [hê-hê-yòd-vâv], in the Secret Holy Name of God 'Hctga' [hêc-tê-gâ], and of King 'Zurchol' [zùr-kòl], I invoke you, you Archangels and Angels of the Sign, Decans, and Quinants of Virgo.
13. Pierce the center of the Pentagram, and trace a line of white Light as you move to the South. Finish the line at the point where the center of the next Pentagram will be.
14. Trace a yellow-green Invoking Virgo Pentagram, while vibrating "Zurchol" [zùr-kòl]. Trace a red-violet Virgo symbol in its center, while vibrating "ההיו" [hê-hê-yòd-vâv]. Project yellow-green

Light through it, using the Sign of the Enterer.



15. Give the LVX Signs, and remain thus for a short time, while you feel the invoked Energies.
16. Raise your arms, reaching outward and slightly upward. Proclaim (and vibrate as indicated): "In the Name of the Lord 'יהוה' [hê-hê-yòd-vâv], in the Secret Holy Name of God 'Hctga' [hêc-tê-gâ], and of King 'Zurchol' [zùr-kòl], I invoke you, you Archangels and Angels of the Sign, Decans, and Quinants of Virgo.
17. Pierce the center of the Pentagram, and trace a line of white Light as you move to the West. Finish the line at the point where the center of the next Pentagram will be.
18. Trace a yellow-green Invoking Virgo Pentagram, while vibrating "Zurchol" [zùr-kòl]. Trace a red-violet Virgo symbol in its center, while vibrating "יהוה" [hê-hê-yòd-vâv]. Project yellow-green Light through it, using the Sign of the Enterer.




19. Give the LVX Signs, and remain thus for a short time, while you feel the invoked Energies.
20. Raise your arms, reaching outward and slightly upward. Proclaim (and vibrate as indicated): "In the Name of the Lord 'יהוה' [hê-hê-yòd-vâv], in the Secret Holy Name of God 'Hctga' [hêc-tê-gâ], and of King 'Zurchol' [zùr-kòl], I invoke you, you Archangels and Angels of the Sign, Decans, and Quinants of Virgo.
21. Pierce the center of the Pentagram, and trace a line of white Light as you move to the North. Finish the line at the point where the center of the next Pentagram will be.
22. Trace a yellow-green Invoking Virgo Pentagram, while vibrating "Zurchol" [zùr-kòl]. Trace a red-violet Virgo symbol in its center,

while vibrating "יהוה" [hê-hê-yòd-vâv]. Project yellow-green Light through it, using the Sign of the Enterer.

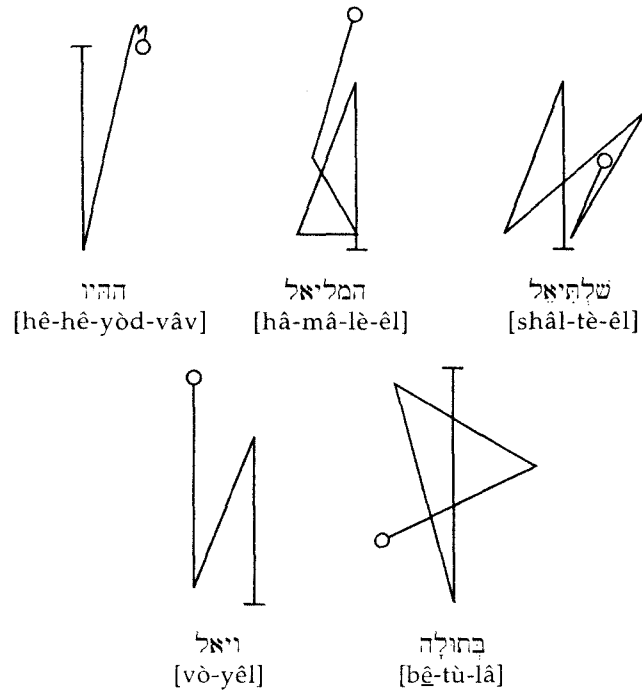


23. Give the LVX Signs, and remain thus for a short time, while you feel the invoked Energies.
24. Raise your arms, reaching outward and slightly upward. Proclaim (and vibrate as indicated): "In the Name of the Lord 'יהוה' [hê-hê-yòd-vâv], in the Secret Holy Name of God 'Hctga' [hêc-tê-gâ], and of King 'Zurchol' [zùr-kòl], I invoke you, you Archangels and Angels of the Sign, Decans, and Quinants of Virgo.
25. Pierce the center of the Pentagram, and trace a line of white Light as you move to the East. Complete the Circle by finishing the line in the center of the first Pentagram (i.e., where you began).
26. Go and face, across the Altar, the current location of Virgo.
27. Pause and close your eyes for a moment. Visualize again the God Form of Isis which you continue to assume, dressed in yellow-green, with red-violet trim, while vibrating "Isis" [è-sêt].
28. Trace a yellow-green Invoking Virgo Pentagram, while vibrating "Zurchol" [zùr-kòl]. Trace a red-violet Virgo symbol in its center, while vibrating "יהוה" [hê-hê-yòd-vâv]. Project yellow-green Light through it, using the Sign of the Enterer.



29. Give the LVX Signs, and remain thus for a short time, while you feel the invoked Energies.
30. Raise your arms, reaching outward and slightly upward. Proclaim (and vibrate as indicated): "In the Name of the Lord 'יהוה' [hê-hê-yòd-vâv], in the Secret Holy Name of God 'Hctga' [hêc-tê-gâ], and of King 'Zurchol' [zùr-kòl], I invoke you, you Archangels and Angels of the Sign, Decans, and Quinants of Virgo.

31. Each of the Names in the following Invocation should be vibrated twice. The first time, vibrate the Name while you trace it in Hebrew (over the Pentagram, from right to left). The second time, vibrate the Name again, while you trace its Sigil, as shown below. Proclaim: "In the Name of the Lord 'ההו'י' [hê-hê-yôd-vâv], of the Archangel 'המליאל' [hâ-mâ-lè-êl] of the Angel 'שלתיאל' [shâl-tè-êl], and of the Angel of the corresponding sixth House 'ויאל' [vò-yêl],²³ I invoke you, you Forces of the Sign of 'בתולה' [bê-tù-lâ]."



32. Vibrate the sixth Enochian Call as listed in appendix 1, "Enochian Calls" (optional).
33. Extend your arms outward and upward. Proclaim: "I invoke you, you Angels of the celestial Spheres, whose dwelling is in the Invisible. You are the Guardians of the Gates of the Universe. May you also be the Guardians of this Mystic Sphere. Keep far removed the Evil and the Unbalanced. Strengthen and inspire me, so that I

²³ Waite, *Ceremonial Magic*, p. 70 indicates that this name should be pronounced "Voil."


- may preserve unsullied this Abode of the Mysteries of the Eternal Gods. Let my Sphere be pure and holy, so that I may enter in, and become a partaker of, the Light Divine."
34. Go to the Northeast corner of the Circle, and face outward. Extend your arms outward and upward, and proclaim: "The visible Sun is the dispenser of Light to the Earth. Let me form therefore a Vortex in this Chamber, that the invisible Light of the Spirit shall shine therein from above."
35. Circumambulate three times around the perimeter of the Circle. Imagine Magical Current flowing through you, and visualize a clockwise-spinning Vortex being created as you move. Give the Sign of the Enterer each time that you pass by the Eastern end of the Circle (in the direction you are going, without stopping). Finish in the Northeast.
36. Go to the West of the Altar, facing East. Perform the Rite of Adoration of the Lord of the Universe.
37. State clearly the Magical Intentions of the Ritual. For example: "It is the Intention of this Ritual that the Energies of the Sign of Virgo shall be awakened in my Sphere of Sensation ('Aura'), and that I shall eventually attain the Knowledge of, and Conversation with, my Divine Genius ('Holy Guardian Angel')."
38. Perform the Ritual of the Middle Pillar. This activates and equilibrates the invoked Forces in your Sphere of Sensation (optional).
39. Facing the South (the natural position of the Signs of the Earth Triplexity in the Zodiac), skry to the Plane of the invoked Forces (optional). When finished, make a sketch, drawing, or painting of any encountered images or beings, and write a brief description of any visionary experience. This material should be carefully recorded for entry into the Magical Diary.
40. Perform the Rite of the Magical Eucharist (optional).
41. Carefully wrap and put away your Lotus Wand, to avoid any accidental dissipation of its charged Force.
42. Go to the Southeast corner.
43. Reverse circumambulate three times around the perimeter of the Circle. As you move, imagine Magical Current flowing through you, and visualize the Vortex of Magical Energy, which you created earlier, reversing and dissipating. Give the Sign of the Enterer each time that you pass by the Eastern end of the Circle (in the direction you are going, without stopping). Finish in the Southeast.
44. Go to the West of the Altar, facing East, and perform the Rite of

Adoration of the Lord of the Universe.

45. Pause and close your eyes for a moment. Visualize again the God Form of Isis, dressed in yellow-green with red-violet trim. Divest yourself of the God Form of Isis, while vibrating "Isis" [è-sêt]. Likewise divest yourself of any other God Forms which may have been assumed during preliminary Invocations (e.g., of the Highest Divine Force).
46. Perform the Greater Banishing Ritual of the Pentagram for the Zodiacal Sign of Virgo.
47. Perform the Lesser Banishing Ritual of the Pentagram.
48. Perform the Lesser Banishing Ritual of the Hexagram.
49. Knock twelve times upon the Altar and proclaim: "I now release any Spirits which may have been imprisoned by this Ritual. Go now, with the Blessings of 'ההי' [hê-hê-yòd-vâv]. May there always be peace between us, and may you always come when you are called. I now Declare this Ritual duly closed."

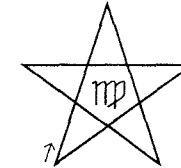
Greater Banishing Ritual of the Pentagram, Virgo

1. Look around, and assure yourself that you will not accidentally banish the charged Force of any consecrated Magical Implements.
2. Stand West of the Altar, facing East. Perform the Rite of the Qabalistic Cross.
3. Pick up your Elemental Banishing Dagger. Go to the Eastern end of the Circle. Stand facing outward.
4. Trace a yellow-green Banishing Virgo Pentagram, while vibrating "Zurchol" [zùr-kòl]. Trace a red-violet Virgo symbol in its center, while vibrating "ההי" [hê-hê-yòd-vâv]. Project yellow-green Light through it, using the Sign of the Enterer. Give the Sign of Silence.




5. Pierce the center of the Pentagram, and trace a line of white Light as you move to the South. Finish the line at the point where the center of the next Pentagram will be.
6. Trace a yellow-green Banishing Virgo Pentagram, while vibrating

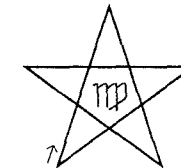
"Zurchol" [zùr-kòl]. Trace a red-violet Virgo symbol in its center, while vibrating "ההי" [hê-hê-yòd-vâv]. Project yellow-green Light through it, using the Sign of the Enterer. Give the Sign of Silence.



7. Pierce the center of the Pentagram, and trace a line of white Light as you move to the West. Finish the line at the point where the center of the next Pentagram will be.
8. Trace a yellow-green Banishing Virgo Pentagram, while vibrating "Zurchol" [zùr-kòl]. Trace a red-violet Virgo symbol in its center, while vibrating "ההי" [hê-hê-yòd-vâv]. Project yellow-green Light through it, using the Sign of the Enterer. Give the Sign of Silence.



9. Pierce the center of the Pentagram, and trace a line of white Light as you move to the North. Finish the line at the point where the center of the next Pentagram will be.
10. Trace a yellow-green Banishing Virgo Pentagram, while vibrating "Zurchol" [zùr-kòl]. Trace a red-violet Virgo symbol in its center, while vibrating "ההי" [hê-hê-yòd-vâv]. Project yellow-green Light through it, using the Sign of the Enterer. Give the Sign of Silence.



11. Pierce the center of the Pentagram, and trace a line of white Light as you move to the East. Complete the Circle by finishing the line in the center of the first Pentagram (i.e., where you began).

12. Go and face, across the Altar, the current location of Virgo.
13. Trace a yellow-green Banishing Virgo Pentagram, while vibrating "Zurchol" [zùr-kòl]. Trace a red-violet Virgo symbol in its center, while vibrating "יָוֵד" [hê-hê-yòd-vâv]. Project yellow-green Light through it, using the Sign of the Enterer. Give the Sign of Silence.



14. Go to the West of the Altar, facing East. Perform the Rite of the Qabalistic Cross.

Greater Invoking Ritual of the Pentagram, Leo

Synopsis

Altar:	Yellow Altar cloth, candle, incense, cup of water, Lotus Wand (wrapped), Elemental Banishing Dagger, materials for the Rite of the Magical Eucharist (optional).
Enochian Tablets:	Zodiacal (East).
Enochian Calls:	Fifth.
Tarot Trump:	Strength.
Colors:	Yellow flashing with complementary violet.
Ideal Time:	When Leo is rising in the East, or during an Elemental Tide of Fire.
Scents:	Olibanum.

Ritual Precis


1. Perform the Lesser Banishing Ritual of the Pentagram.
2. Perform the Lesser Banishing Ritual of the Hexagram.
3. Perform the Rite of Purification with Water and Consecration with Fire.
4. Unwrap the Lotus Wand.
5. Perform the Rite of the Qabalistic Cross.
6. Perform an Invocation of the Highest Divine Force.
7. Invoke Leo in each of the four Quarters, as well as over the Altar

(assuming the appropriate God Form, using the appropriate Pentagrams and Names). Trace the appropriate Sigils and Hebrew Names over the Altar, while vibrating the Names from the Zodiacal Hierarchy of Leo.

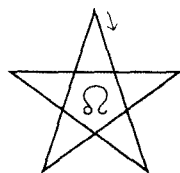
8. Circumambulate three times.
9. Perform the Rite of Adoration of the Lord of the Universe.
10. State all Magical Intentions.
11. Perform the Middle Pillar Ritual (optional).
12. Facing East, skry to the corresponding Zodiacal Plane (optional).
13. Perform the Rite of the Magical Eucharist (optional).
14. Wrap the Lotus Wand.
15. Reverse circumambulate three times.
16. Divest yourself of all God Forms assumed during the Ritual.
17. Perform the Greater Banishing Ritual of the Pentagram for the Sign of Leo, by banishing Leo in each of the four Quarters, as well as over the Altar (using the appropriate Pentagrams and Names).
18. Perform the Lesser Banishing Ritual of the Pentagram.
19. Perform the Lesser Banishing Ritual of the Hexagram.
20. Declare the Temple duly closed.

Ritual

1. Go to the Northeast corner. Stand facing outward, away from the Altar. Proclaim: "Hekas, Hekas Este Bebeloi" [hê-kâs hê-kâs ês-tê bê-bê-lòè].
2. Go to the West of the Altar, facing East. Perform the Lesser Banishing Ritual of the Pentagram.
3. Perform the Lesser Banishing Ritual of the Hexagram.
4. Perform the Rite of Purification with Water and Consecration with Fire.
5. Unwrap the Lotus Wand.
6. Perform the Rite of the Qabalistic Cross.
7. Perform an Invocation of the Highest Divine Force.
8. Pick up the Lotus Wand, and hold it by the yellow band. Assume the God Form of Sekhmet, dressed in yellow with violet trim, while vibrating "Sekhmet" [sêk-mêt].



9. Go to the Eastern end of the Circle. Stand facing outward.
10. Trace a yellow Invoking Leo Pentagram, while vibrating "Gebábal" [gê-bâ-bâl]. Trace a violet Leo symbol in its center, while vibrating "הויה" [hê-vâv-yòd-hê]. Project yellow Light through it, using the Sign of the Enterer.

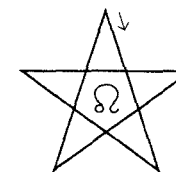


11. Give the LVX Signs, and remain thus for a short time, while you feel the invoked Energies.
12. Raise your arms, reaching outward and slightly upward. Proclaim (and vibrate as indicated): "In the Name of the Lord 'הויה' [hê-vâv-yòd-hê], in the Secret Holy Name of God 'Pdoce' [pê-dò-kê], and of King 'Gebábal' [gê-bâ-bâl], I invoke you, you Archangels and Angels of the Sign, Decans, and Quinants of Leo.
13. Pierce the center of the Pentagram, and trace a line of white Light as you move to the South. Finish the line at the point where the center of the next Pentagram will be.
14. Trace a yellow Invoking Leo Pentagram, while vibrating "Gebábal" [gê-bâ-bâl]. Trace a violet Leo symbol in its center,

while vibrating "הויה" [hê-vâv-yòd-hê]. Project yellow Light through it, using the Sign of the Enterer.

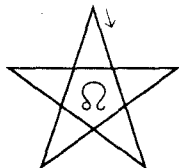


15. Give the LVX Signs, and remain thus for a short time, while you feel the invoked Energies.
16. Raise your arms, reaching outward and slightly upward. Proclaim (and vibrate as indicated): "In the Name of the Lord 'הויה' [hê-vâv-yòd-hê], in the Secret Holy Name of God 'Pdoce' [pê-dò-kê], and of King 'Gebábal' [gê-bâ-bâl], I invoke you, you Archangels and Angels of the Sign, Decans, and Quinants of Leo.
17. Pierce the center of the Pentagram, and trace a line of white Light as you move to the West. Finish the line at the point where the center of the next Pentagram will be.
18. Trace a yellow Invoking Leo Pentagram, while vibrating "Gebábal" [gê-bâ-bâl]. Trace a violet Leo symbol in its center, while vibrating "הויה" [hê-vâv-yòd-hê]. Project yellow Light through it, using the Sign of the Enterer.



19. Give the LVX Signs, and remain thus for a short time, while you feel the invoked Energies.
20. Raise your arms, reaching outward and slightly upward. Proclaim (and vibrate as indicated): "In the Name of the Lord 'הויה' [hê-vâv-yòd-hê], in the Secret Holy Name of God 'Pdoce' [pê-dò-kê], and of King 'Gebábal' [gê-bâ-bâl], I invoke you, you Archangels and Angels of the Sign, Decans, and Quinants of Leo.
21. Pierce the center of the Pentagram, and trace a line of white Light as you move to the North. Finish the line at the point where the center of the next Pentagram will be.
22. Trace a yellow Invoking Leo Pentagram, while vibrating

"Gebábal" [gê-bâ-bâl]. Trace a violet Leo symbol in its center, while vibrating "הויה" [hê-vâv-yòd-hê]. Project yellow Light through it, using the Sign of the Enterer.



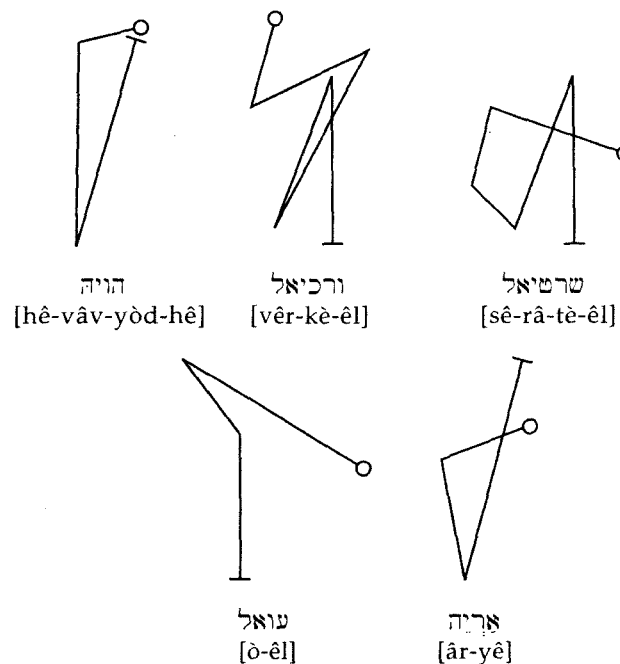
23. Give the LVX Signs, and remain thus for a short time, while you feel the invoked Energies.
24. Raise your arms, reaching outward and slightly upward. Proclaim (and vibrate as indicated): "In the Name of the Lord 'הויה' [hê-vâv-yòd-hê], in the Secret Holy Name of God 'Pdoce' [pê-dò-kê], and of King 'Gebábal' [gê-bâ-bâl], I invoke you, you Archangels and Angels of the Sign, Decans, and Quinants of Leo.
25. Pierce the center of the Pentagram, and trace a line of white Light as you move to the East. Complete the Circle by finishing the line in the center of the first Pentagram (i.e., where you began).
26. Go and face, across the Altar, the current location of Leo.
27. Pause and close your eyes for a moment. Visualize again the God Form of Sekhmet which you continue to assume, dressed in yellow, with violet trim, while vibrating "Sekhmet" [sêk-mêt].
28. Trace a yellow Invoking Leo Pentagram, while vibrating "Gebábal" [gê-bâ-bâl]. Trace a violet Leo symbol in its center, while vibrating "הויה" [hê-vâv-yòd-hê]. Project yellow Light through it, using the Sign of the Enterer.



29. Give the LVX Signs, and remain thus for a short time, while you feel the invoked Energies.
30. Raise your arms, reaching outward and slightly upward. Proclaim (and vibrate as indicated): "In the Name of the Lord 'הויה' [hê-vâv-yòd-hê], in the Secret Holy Name of God 'Pdoce' [pê-dò-kê], and of King 'Gebábal' [gê-bâ-bâl], I invoke you, you Archangels

and Angels of the Sign, Decans, and Quinants of Leo.

31. Each of the Names in the following Invocation should be vibrated twice. The first time, vibrate the Name while you trace it in Hebrew (over the Pentagram, from right to left). The second time, vibrate the Name again, while you trace its Sigil, as shown below. Proclaim: "In the Name of the Lord 'הויה' [hê-vâv-yòd-hê], of the Archangel 'ורכיאל' [vêr-kè-êl],²⁴ of the Angel 'שרטיאל' [sê-râ-tè-êl], and of the Angel of the corresponding fifth House 'עואל' [ò-êl],²⁵ I invoke you, you Forces of the Sign of 'אר'יה' [âr-yê]."



32. Vibrate the fifth Enochian Call as listed in appendix 1, "Enochian Calls" (optional).
33. Extend your arms outward and upward. Proclaim: "I invoke you, you Angels of the celestial Spheres, whose dwelling is in the Invisible. You are the Guardians of the Gates of the Universe. May

²⁴ The pronunciation of this name has been corrected to conform with the rules of Hebrew grammar, and therefore diverges slightly from the pronunciation traditionally employed by the Golden Dawn.

²⁵ Waite, *Ceremonial Magic*, p. 70 indicates that this name should be pronounced "Ol."

- you also be the Guardians of this Mystic Sphere. Keep far removed the Evil and the Unbalanced. Strengthen and inspire me, so that I may preserve unsullied this Abode of the Mysteries of the Eternal Gods. Let my Sphere be pure and holy, so that I may enter in, and become a partaker of, the Light Divine."
34. Go to the Northeast corner of the Circle, and face outward. Extend your arms outward and upward, and proclaim: "The visible Sun is the dispenser of Light to the Earth. Let me form therefore a Vortex in this Chamber, that the invisible Light of the Spirit shall shine therein from above."
 35. Circumambulate three times around the perimeter of the Circle. Imagine Magical Current flowing through you, and visualize a clockwise-spinning Vortex being created as you move. Give the Sign of the Enterer each time that you pass by the Eastern end of the Circle (in the direction you are going, without stopping). Finish in the Northeast.
 36. Go to the West of the Altar, facing East. Perform the Rite of Adoration of the Lord of the Universe.
 37. State clearly the Magical Intentions of the Ritual. For example: "It is the Intention of this Ritual that the Energies of the Sign of Leo shall be awakened in my Sphere of Sensation ('Aura'), and that I shall eventually attain the Knowledge of, and Conversation with, my Divine Genius ('Holy Guardian Angel')."
 38. Perform the Ritual of the Middle Pillar. This activates and equilibrates the invoked Forces in your Sphere of Sensation (optional).
 39. Facing the East (the natural position of the Signs of the Fire Triplicity in the Zodiac), skry to the Plane of the invoked Forces (optional). When finished, make a sketch, drawing, or painting of any encountered images or beings, and write a brief description of any visionary experience. This material should be carefully recorded for entry into the Magical Diary.
 40. Perform the Rite of the Magical Eucharist (optional).
 41. Carefully wrap and put away your Lotus Wand, to avoid any accidental dissipation of its charged Force.
 42. Go to the Southeast corner.
 43. Reverse circumambulate three times around the perimeter of the Circle. As you move, imagine Magical Current flowing through you, and visualize the Vortex of Magical Energy, which you created earlier, reversing and dissipating. Give the Sign of the Enterer each time that you pass by the Eastern end of the Circle (in the direction you are going, without stopping). Finish in the

Southeast.

44. Go to the West of the Altar, facing East, and perform the Rite of Adoration of the Lord of the Universe.
45. Pause and close your eyes for a moment. Visualize again the God Form of Sekhmet, dressed in yellow with violet trim. Divest yourself of the God Form of Sekhmet, while vibrating "Sekhmet" [sêk-mêt]. Likewise divest yourself of any other God Forms which may have been assumed during preliminary Invocations (e.g., of the Highest Divine Force).
46. Perform the Greater Banishing Ritual of the Pentagram for the Zodiacal Sign of Leo.
47. Perform the Lesser Banishing Ritual of the Pentagram.
48. Perform the Lesser Banishing Ritual of the Hexagram.
49. Knock twelve times upon the Altar and proclaim: "I now release any Spirits which may have been imprisoned by this Ritual. Go now, with the Blessings of 'הויה' [hê-vâv-yòd-hê]. May there always be peace between us, and may you always come when you are called. I now Declare this Ritual duly closed."

Greater Banishing Ritual of the Pentagram, Leo

1. Look around, and assure yourself that you will not accidentally banish the charged Force of any consecrated Magical Implements.
2. Stand West of the Altar, facing East. Perform the Rite of the Qabalistic Cross.
3. Pick up your Elemental Banishing Dagger. Go to the Eastern end of the Circle. Stand facing outward.
4. Trace a yellow Banishing Leo Pentagram, while vibrating "Gebábal" [gê-bâ-bâl]. Trace a violet Leo symbol in its center, while vibrating "הויה" [hê-vâv-yòd-hê]. Project yellow Light through it, using the Sign of the Enterer. Give the Sign of Silence.




5. Pierce the center of the Pentagram, and trace a line of white Light as you move to the South. Finish the line at the point where the

center of the next Pentagram will be.


- Trace a yellow Banishing Leo Pentagram, while vibrating "Gebábal" [gê-bâ-bâl]. Trace a violet Leo symbol in its center, while vibrating "הויה" [hê-vâv-yòd-hê]. Project yellow Light through it, using the Sign of the Enterer. Give the Sign of Silence.



- Pierce the center of the Pentagram, and trace a line of white Light as you move to the West. Finish the line at the point where the center of the next Pentagram will be.
- Trace a yellow Banishing Leo Pentagram, while vibrating "Gebábal" [gê-bâ-bâl]. Trace a violet Leo symbol in its center, while vibrating "הויה" [hê-vâv-yòd-hê]. Project yellow Light through it, using the Sign of the Enterer. Give the Sign of Silence.



- Pierce the center of the Pentagram, and trace a line of white Light as you move to the North. Finish the line at the point where the center of the next Pentagram will be.
- Trace a yellow Banishing Leo Pentagram, while vibrating "Gebábal" [gê-bâ-bâl]. Trace a violet Leo symbol in its center, while vibrating "הויה" [hê-vâv-yòd-hê]. Project yellow Light through it, using the Sign of the Enterer. Give the Sign of Silence.



- Pierce the center of the Pentagram, and trace a line of white Light as you move to the East. Complete the Circle by finishing the line

in the center of the first Pentagram (i.e., where you began).

- Go and face, across the Altar, the current location of Leo.
- Trace a yellow Banishing Leo Pentagram, while vibrating "Gebábal" [gê-bâ-bâl]. Trace a violet Leo symbol in its center, while vibrating "הויה" [hê-vâv-yòd-hê]. Project yellow Light through it, using the Sign of the Enterer. Give the Sign of Silence.



- Go to the West of the Altar, facing East. Perform the Rite of the Qabalistic Cross.

Greater Invoking Ritual of the Pentagram, Cancer

Synopsis

- Altar:** Yellow-orange Altar cloth, candle, incense, cup of water, Lotus Wand (wrapped), Elemental Banishing Dagger, materials for the Rite of the Magical Eucharist (optional).
- Enochian Tablets:** Zodiacal (North).
- Enochian Calls:** Fourth.
- Tarot Trump:** The Chariot.
- Colors:** Yellow-orange flashing with complementary blue-violet.
- Ideal Time:** When Cancer is rising in the East, or during an Elemental Tide of Water.
- Scents:** Myrrh, onycha.


Ritual Precis

- Perform the Lesser Banishing Ritual of the Pentagram.
- Perform the Lesser Banishing Ritual of the Hexagram.
- Perform the Rite of Purification with Water and Consecration with Fire.
- Unwrap the Lotus Wand.
- Perform the Rite of the Qabalistic Cross.
- Perform an Invocation of the Highest Divine Force.

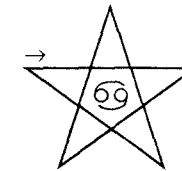
7. Invoke Cancer in each of the four Quarters, as well as over the Altar (assuming the appropriate God Form, using the appropriate Pentagrams and Names). Trace the appropriate Sigils and Hebrew Names over the Altar, while vibrating the Names from the Zodiacal Hierarchy of Cancer.
8. Circumambulate three times.
9. Perform the Rite of Adoration of the Lord of the Universe.
10. State all Magical Intentions.
11. Perform the Middle Pillar Ritual (optional).
12. Facing North, skry to the corresponding Zodiacal Plane (optional).
13. Perform the Rite of the Magical Eucharist (optional).
14. Wrap the Lotus Wand.
15. Reverse circumambulate three times.
16. Divest yourself of all God Forms assumed during the Ritual.
17. Perform the Greater Banishing Ritual of the Pentagram for the Sign of Cancer, by banishing Cancer in each of the four Quarters, as well as over the Altar (using the appropriate Pentagrams and Names).
18. Perform the Lesser Banishing Ritual of the Pentagram.
19. Perform the Lesser Banishing Ritual of the Hexagram.
20. Declare the Temple duly closed.

Ritual

1. Go to the Northeast corner. Stand facing outward, away from the Altar. Proclaim: "Hekas, Hekas Este Bebeloi" [hê-kâs hê-kâs ês-tê bê-bê-lòè].
2. Go to the West of the Altar, facing East. Perform the Lesser Banishing Ritual of the Pentagram.
3. Perform the Lesser Banishing Ritual of the Hexagram.
4. Perform the Rite of Purification with Water and Consecration with Fire.
5. Unwrap the Lotus Wand.
6. Perform the Rite of the Qabalistic Cross.
7. Perform an Invocation of the Highest Divine Force.
8. Pick up the Lotus Wand, and hold it by the yellow-orange band. Assume the God Form of Khepra, dressed in yellow-orange with blue-violet trim, while vibrating "Khepra" [kêp-râ].

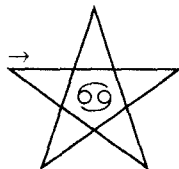


9. Go to the Eastern end of the Circle. Stand facing outward.
10. Trace a yellow-orange Invoking Cancer Pentagram, while vibrating "Zarnáah" [zâr-nâ-âh̄]. Trace a blue-violet Cancer symbol in its center, while vibrating "הוה" [hê-vâv-hê-yòd]. Project yellow-orange Light through it, using the Sign of the Enterer.

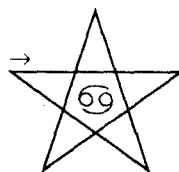


11. Give the LVX Signs, and remain thus for a short time, while you feel the invoked Energies.
12. Raise your arms, reaching outward and slightly upward. Proclaim (and vibrate as indicated): "In the Name of the Lord 'הוה' [hê-vâv-hê-yòd], in the Secret Holy Name of God 'Arsl' [âr-sâl], and of King 'Zarnáah' [zâr-nâ-âh̄], I invoke you, you Archangels and Angels of the Sign, Decans, and Quinants of Cancer.
13. Pierce the center of the Pentagram, and trace a line of white Light as you move to the South. Finish the line at the point where the center of the next Pentagram will be.
14. Trace a yellow-orange Invoking Cancer Pentagram, while vibrating "Zarnáah" [zâr-nâ-âh̄]. Trace a blue-violet Cancer symbol in its center, while vibrating "הוה" [hê-vâv-hê-yòd]. Project yellow-

orange Light through it, using the Sign of the Enterer.

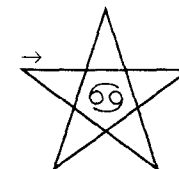


15. Give the LVX Signs, and remain thus for a short time, while you feel the invoked Energies.
16. Raise your arms, reaching outward and slightly upward. Proclaim (and vibrate as indicated): "In the Name of the Lord 'הוה" [hê-vâv-hê-yòd], in the Secret Holy Name of God 'Arsl' [âr-sâl], and of King 'Zarnáah' [zâr-nâ-âh], I invoke you, you Archangels and Angels of the Sign, Decans, and Quinants of Cancer.
17. Pierce the center of the Pentagram, and trace a line of white Light as you move to the West. Finish the line at the point where the center of the next Pentagram will be.
18. Trace a yellow-orange Invoking Cancer Pentagram, while vibrating "Zarnáah" [zâr-nâ-âh]. Trace a blue-violet Cancer symbol in its center, while vibrating "הוה" [hê-vâv-hê-yòd]. Project yellow-orange Light through it, using the Sign of the Enterer.

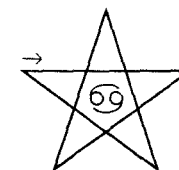


19. Give the LVX Signs, and remain thus for a short time, while you feel the invoked Energies.
20. Raise your arms, reaching outward and slightly upward. Proclaim (and vibrate as indicated): "In the Name of the Lord 'הוה" [hê-vâv-hê-yòd], in the Secret Holy Name of God 'Arsl' [âr-sâl], and of King 'Zarnáah' [zâr-nâ-âh], I invoke you, you Archangels and Angels of the Sign, Decans, and Quinants of Cancer.
21. Pierce the center of the Pentagram, and trace a line of white Light as you move to the North. Finish the line at the point where the center of the next Pentagram will be.
22. Trace a yellow-orange Invoking Cancer Pentagram, while vibrat-

ing "Zarnáah" [zâr-nâ-âh]. Trace a blue-violet Cancer symbol in its center, while vibrating "הוה" [hê-vâv-hê-yòd]. Project yellow-orange Light through it, using the Sign of the Enterer.



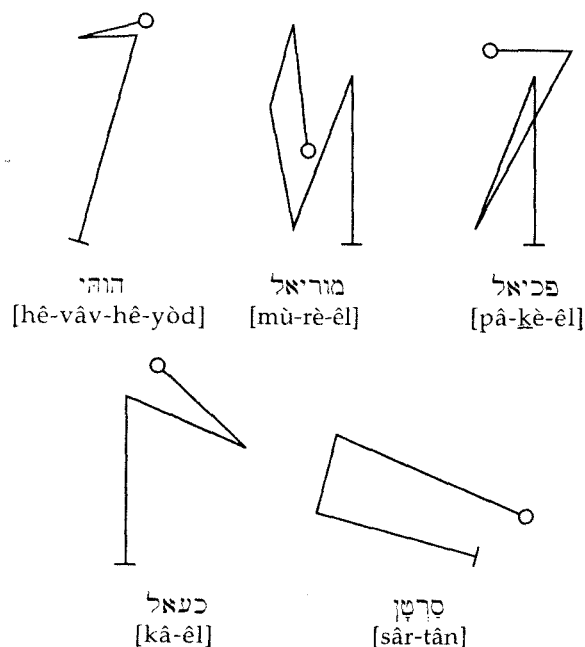
23. Give the LVX Signs, and remain thus for a short time, while you feel the invoked Energies.
24. Raise your arms, reaching outward and slightly upward. Proclaim (and vibrate as indicated): "In the Name of the Lord 'הוה" [hê-vâv-hê-yòd], in the Secret Holy Name of God 'Arsl' [âr-sâl], and of King 'Zarnáah' [zâr-nâ-âh], I invoke you, you Archangels and Angels of the Sign, Decans, and Quinants of Cancer.
25. Pierce the center of the Pentagram, and trace a line of white Light as you move to the East. Complete the Circle by finishing the line in the center of the first Pentagram (i.e., where you began).
26. Go and face, across the Altar, the current location of Cancer.
27. Pause and close your eyes for a moment. Visualize again the God Form of Khepra which you continue to assume, dressed in yellow-orange, with blue-violet trim, while vibrating "Khepra" [kêp-râ].
28. Trace a yellow-orange Invoking Cancer Pentagram, while vibrating "Zarnáah" [zâr-nâ-âh]. Trace a blue-violet Cancer symbol in its center, while vibrating "הוה" [hê-vâv-hê-yòd]. Project yellow-orange Light through it, using the Sign of the Enterer.



29. Give the LVX Signs, and remain thus for a short time, while you feel the invoked Energies.
30. Raise your arms, reaching outward and slightly upward. Proclaim (and vibrate as indicated): "In the Name of the Lord 'הוה" [hê-vâv-hê-yòd], in the Secret Holy Name of God 'Arsl' [âr-sâl], and

of King 'Zarnáah' [zâr-nâ-âh], I invoke you, you Archangels and Angels of the Sign, Decans, and Quinants of Cancer.

31. Each of the Names in the following Invocation should be vibrated twice. The first time, vibrate the Name while you trace it in Hebrew (over the Pentagram, from right to left). The second time, vibrate the Name again, while you trace its Sigil, as shown below. Proclaim: "In the Name of the Lord הוהי [hê-vâv-hê-yòd], of the Archangel מוריאל [mù-rè-êl] of the Angel פכאל [pâ-kè-êl],²⁶ and of the Angel of the corresponding fourth House כעאל [kâ-êl], I invoke you, you Forces of the Sign of סרפן [sâr-tân]."



32. Vibrate the fourth Enochian Call as listed in appendix 1, "Enochian Calls" (optional).
33. Extend your arms outward and upward. Proclaim: "I invoke you, you Angels of the celestial Spheres, whose dwelling is in the Invisible. You are the Guardians of the Gates of the Universe. May

you also be the Guardians of this Mystic Sphere. Keep far removed the Evil and the Unbalanced. Strengthen and inspire me, so that I may preserve unsullied this Abode of the Mysteries of the Eternal Gods. Let my Sphere be pure and holy, so that I may enter in, and become a partaker of, the Light Divine."

34. Go to the Northeast corner of the Circle, and face outward. Extend your arms outward and upward, and proclaim: "The visible Sun is the dispenser of Light to the Earth. Let me form therefore a Vortex in this Chamber, that the invisible Light of the Spirit shall shine therein from above."
35. Circumambulate three times around the perimeter of the Circle. Imagine Magical Current flowing through you, and visualize a clockwise-spinning Vortex being created as you move. Give the Sign of the Enterer each time that you pass by the Eastern end of the Circle (in the direction you are going, without stopping). Finish in the Northeast.
36. Go to the West of the Altar, facing East. Perform the Rite of Adoration of the Lord of the Universe.
37. State clearly the Magical Intentions of the Ritual. For example: "It is the Intention of this Ritual that the Energies of the Sign of Cancer shall be awakened in my Sphere of Sensation ('Aura'), and that I shall eventually attain the Knowledge of, and Conversation with, my Divine Genius ('Holy Guardian Angel')."
38. Perform the Ritual of the Middle Pillar. This activates and equilibrates the invoked Forces in your Sphere of Sensation (optional).
39. Facing the North (the natural position of the Signs of the Water Triplicity in the Zodiac), skry to the Plane of the invoked Forces (optional). When finished, make a sketch, drawing, or painting of any encountered images or beings, and write a brief description of any visionary experience. This material should be carefully recorded for entry into the Magical Diary.
40. Perform the Rite of the Magical Eucharist (optional).
41. Carefully wrap and put away your Lotus Wand, to avoid any accidental dissipation of its charged Force.
42. Go to the Southeast corner.
43. Reverse circumambulate three times around the perimeter of the Circle. As you move, imagine Magical Current flowing through you, and visualize the Vortex of Magical Energy, which you created earlier, reversing and dissipating. Give the Sign of the Enterer each time that you pass by the Eastern end of the Circle (in the direction you are going, without stopping). Finish in the

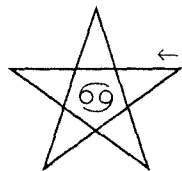
²⁶ The pronunciation of this name has been corrected to conform with the rules of Hebrew grammar, and therefore diverges slightly from the pronunciation traditionally employed by the Golden Dawn.

Southeast.

44. Go to the West of the Altar, facing East, and perform the Rite of Adoration of the Lord of the Universe.
45. Pause and close your eyes for a moment. Visualize again the God Form of Khepra, dressed in yellow-orange with blue-violet trim. Divest yourself of the God Form of Khepra, while vibrating "Khepra" [kêp-râ]. Likewise divest yourself of any other God Forms which may have been assumed during preliminary Invocations (e.g., of the Highest Divine Force).
46. Perform the Greater Banishing Ritual of the Pentagram for the Zodiacal Sign of Cancer.
47. Perform the Lesser Banishing Ritual of the Pentagram.
48. Perform the Lesser Banishing Ritual of the Hexagram.
49. Knock twelve times upon the Altar and proclaim: "I now release any Spirits which may have been imprisoned by this Ritual. Go now, with the Blessings of "הוהי" [hê-vâv-hê-yòd]. May there always be peace between us, and may you always come when you are called. I now Declare this Ritual duly closed."

Greater Banishing Ritual of the Pentagram, Cancer

1. Look around, and assure yourself that you will not accidentally banish the charged Force of any consecrated Magical Implements.
2. Stand West of the Altar, facing East. Perform the Rite of the Qabalistic Cross.
3. Pick up your Elemental Banishing Dagger. Go to the Eastern end of the Circle. Stand facing outward.
4. Trace a yellow-orange Banishing Cancer Pentagram, while vibrating "Zarnáah" [zâr-nâ-âh]. Trace a blue-violet Cancer symbol in its center, while vibrating "הוהי" [hê-vâv-hê-yòd]. Project yellow-orange Light through it, using the Sign of the Enterer. Give the Sign of Silence.




5. Pierce the center of the Pentagram, and trace a line of white Light as you move to the South. Finish the line at the point where the

center of the next Pentagram will be.


6. Trace a yellow-orange Banishing Cancer Pentagram, while vibrating "Zarnáah" [zâr-nâ-âh]. Trace a blue-violet Cancer symbol in its center, while vibrating "הוהי" [hê-vâv-hê-yòd]. Project yellow-orange Light through it, using the Sign of the Enterer. Give the Sign of Silence.



7. Pierce the center of the Pentagram, and trace a line of white Light as you move to the West. Finish the line at the point where the center of the next Pentagram will be.
8. Trace a yellow-orange Banishing Cancer Pentagram, while vibrating "Zarnáah" [zâr-nâ-âh]. Trace a blue-violet Cancer symbol in its center, while vibrating "הוהי" [hê-vâv-hê-yòd]. Project yellow-orange Light through it, using the Sign of the Enterer. Give the Sign of Silence.

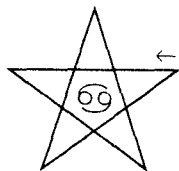


9. Pierce the center of the Pentagram, and trace a line of white Light as you move to the North. Finish the line at the point where the center of the next Pentagram will be.
10. Trace a yellow-orange Banishing Cancer Pentagram, while vibrating "Zarnáah" [zâr-nâ-âh]. Trace a blue-violet Cancer symbol in its center, while vibrating "הוהי" [hê-vâv-hê-yòd]. Project yellow-orange Light through it, using the Sign of the Enterer. Give the Sign of Silence.



11. Pierce the center of the Pentagram, and trace a line of white Light

- as you move to the East. Complete the Circle by finishing the line in the center of the first Pentagram (i.e., where you began).
12. Go and face, across the Altar, the current location of Cancer.
 13. Trace a yellow-orange Banishing Cancer Pentagram, while vibrating "Zarnáah" [zâr-nâ-âh]. Trace a blue-violet Cancer symbol in its center, while vibrating "הוה" [hê-vâv-hê-yòd]. Project yellow-orange Light through it, using the Sign of the Enterer. Give the Sign of Silence.



14. Go to the West of the Altar, facing East. Perform the Rite of the Qabalistic Cross.

Greater Invoking Ritual of the Pentagram, Gemini

Synopsis

- Altar:** Orange Altar cloth, candle, incense, cup of water, Lotus Wand (wrapped), Elemental Banishing Dagger, materials for the Rite of the Magical Eucharist (optional).
- Enochian Tablets:** Zodiacal (West).
- Enochian Calls:** Third.
- Tarot Trump:** The Lovers.
- Colors:** Orange flashing with complementary blue.
- Ideal Time:** When Gemini is rising in the East, or during an Elemental Tide of Air.
- Scents:** Wormwood (*Artemisia Absinthium*).


Ritual Precis

1. Perform the Lesser Banishing Ritual of the Pentagram.
2. Perform the Lesser Banishing Ritual of the Hexagram.
3. Perform the Rite of Purification with Water and Consecration with Fire.
4. Unwrap the Lotus Wand.
5. Perform the Rite of the Qabalistic Cross.

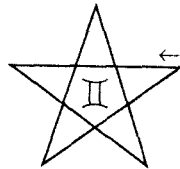
6. Perform an Invocation of the Highest Divine Force.
7. Invoke Gemini in each of the four Quarters, as well as over the Altar (assuming the appropriate twin God Form, using the appropriate Pentagrams and Names). Trace the appropriate Sigils and Hebrew Names over the Altar, while vibrating the Names from the Zodiacal Hierarchy of Gemini.
8. Circumambulate three times.
9. Perform the Rite of Adoration of the Lord of the Universe.
10. State all Magical Intentions.
11. Perform the Middle Pillar Ritual (optional).
12. Facing West, skry to the corresponding Zodiacal Plane (optional).
13. Perform the Rite of the Magical Eucharist (optional).
14. Wrap the Lotus Wand.
15. Reverse circumambulate three times.
16. Divest yourself of all God Forms assumed during the Ritual.
17. Perform the Greater Banishing Ritual of the Pentagram for the Sign of Gemini, by banishing Gemini in each of the four Quarters, as well as over the Altar (using the appropriate Pentagrams and Names).
18. Perform the Lesser Banishing Ritual of the Pentagram.
19. Perform the Lesser Banishing Ritual of the Hexagram.
20. Declare the Temple duly closed.

Ritual

1. Go to the Northeast corner. Stand facing outward, away from the Altar. Proclaim: "Hekas, Hekas Este Bebeloi" [hê-kâs hê-kâs ês-tê bê-bê-lòè].
2. Go to the West of the Altar, facing East. Perform the Lesser Banishing Ritual of the Pentagram.
3. Perform the Lesser Banishing Ritual of the Hexagram.
4. Perform the Rite of Purification with Air and Consecration with Fire.
5. Unwrap the Lotus Wand.
6. Perform the Rite of the Qabalistic Cross.
7. Perform an Invocation of the Highest Divine Force.
8. Pick up the Lotus Wand, and hold it by the orange band. Assume the twin God Form of Shu and Tefnut, dressed in orange with blue trim, while vibrating "Shu" [shù] and "Tefnut" [têf-nêt].




9. Go to the Eastern end of the Circle. Stand facing outward.
10. Trace an orange Invoking Gemini Pentagram, while vibrating "Honónol" [hò-nò-nòl]. Trace a blue Gemini symbol in its center, while vibrating "יִוְהָה" [yòd-vâv-hê-hê]. Project orange Light through it, using the Sign of the Enterer.



11. Give the LVX Signs, and remain thus for a short time, while you feel the invoked Energies.
12. Raise your arms, reaching outward and slightly upward. Proclaim (and vibrate as indicated): "In the Name of the Lord 'יִוְהָה' [yòd-vâv-hê-hê], in the Secret Holy Name of God 'Ibah' [è-bâh], and of King 'Honónol' [hò-nò-nòl], I invoke you, you Archangels and Angels of the Sign, Decans, and Quinants of Gemini.
13. Pierce the center of the Pentagram, and trace a line of white Light as you move to the South. Finish the line at the point where the center of the next Pentagram will be.

14. Trace an orange Invoking Gemini Pentagram, while vibrating "Honónol" [hò-nò-nòl]. Trace a blue Gemini symbol in its center, while vibrating "יִוְהָה" [yòd-vâv-hê-hê]. Project orange Light through it, using the Sign of the Enterer.




15. Give the LVX Signs, and remain thus for a short time, while you feel the invoked Energies.
16. Raise your arms, reaching outward and slightly upward. Proclaim (and vibrate as indicated): "In the Name of the Lord 'יִוְהָה' [yòd-vâv-hê-hê], in the Secret Holy Name of God 'Ibah' [è-bâh], and of King 'Honónol' [hò-nò-nòl], I invoke you, you Archangels and Angels of the Sign, Decans, and Quinants of Gemini.
17. Pierce the center of the Pentagram, and trace a line of white Light as you move to the West. Finish the line at the point where the center of the next Pentagram will be.
18. Trace an orange Invoking Gemini Pentagram, while vibrating "Honónol" [hò-nò-nòl]. Trace a blue Gemini symbol in its center, while vibrating "יִוְהָה" [yòd-vâv-hê-hê]. Project orange Light through it, using the Sign of the Enterer.




19. Give the LVX Signs, and remain thus for a short time, while you feel the invoked Energies.
20. Raise your arms, reaching outward and slightly upward. Proclaim (and vibrate as indicated): "In the Name of the Lord 'יִוְהָה' [yòd-vâv-hê-hê], in the Secret Holy Name of God 'Ibah' [è-bâh], and of King 'Honónol' [hò-nò-nòl], I invoke you, you Archangels and Angels of the Sign, Decans, and Quinants of Gemini.
21. Pierce the center of the Pentagram, and trace a line of white Light

as you move to the North. Finish the line at the point where the center of the next Pentagram will be.

22. Trace an orange Invoking Gemini Pentagram, while vibrating "Honónol" [hò-nò-nòl]. Trace a blue Gemini symbol in its center, while vibrating "יִוְהֶה" [yòd-vâv-hê-hê]. Project orange Light through it, using the Sign of the Enterer.



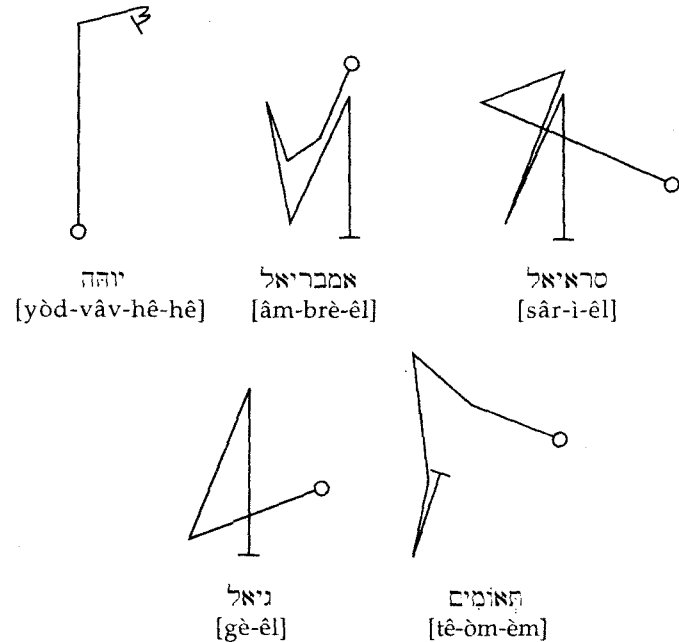
23. Give the LVX Signs, and remain thus for a short time, while you feel the invoked Energies.
24. Raise your arms, reaching outward and slightly upward. Proclaim (and vibrate as indicated): "In the Name of the Lord 'יִוְהֶה' [yòd-vâv-hê-hê], in the Secret Holy Name of God 'Ibah' [è-bâh], and of King 'Honónol' [hò-nò-nòl], I invoke you, you Archangels and Angels of the Sign, Decans, and Quinants of Gemini.
25. Pierce the center of the Pentagram, and trace a line of white Light as you move to the East. Complete the Circle by finishing the line in the center of the first Pentagram (i.e., where you began).
26. Go and face, across the Altar, the current location of Gemini.
27. Pause and close your eyes for a moment. Visualize again the twin God Form of Shu and Tefnut which you continue to assume, dressed in orange, with blue trim, while vibrating "Shu" [shù] and "Tefnut" [têf-nêt].
28. Trace an orange Invoking Gemini Pentagram, while vibrating "Honónol" [hò-nò-nòl]. Trace a blue Gemini symbol in its center, while vibrating "יִוְהֶה" [yòd-vâv-hê-hê]. Project orange Light through it, using the Sign of the Enterer.



29. Give the LVX Signs, and remain thus for a short time, while you

feel the invoked Energies.

30. Raise your arms, reaching outward and slightly upward. Proclaim (and vibrate as indicated): "In the Name of the Lord 'יִוְהֶה' [yòd-vâv-hê-hê], in the Secret Holy Name of God 'Ibah' [è-bâh], and of King 'Honónol' [hò-nò-nòl], I invoke you, you Archangels and Angels of the Sign, Decans, and Quinants of Gemini.
31. Each of the Names in the following Invocation should be vibrated twice. The first time, vibrate the Name while you trace it in Hebrew (over the Pentagram, from right to left). The second time, vibrate the Name again, while you trace its Sigil, as shown below. Proclaim: "In the Name of the Lord 'יִוְהֶה' [yòd-vâv-hê-hê], of the Archangel 'אמבריאל' [âm-brè-êl] of the Angel 'סרתיאל' [sâr-i-êl], and of the Angel of the corresponding third House 'גיאל' [gè-êl], I invoke you, you Forces of the Sign of 'תאומים' [tê-ôm-èm]."



32. Vibrate the third Enochian Call as listed in appendix 1, "Enochian Calls" (optional).
33. Extend your arms outward and upward. Proclaim: "I invoke you, you Angels of the celestial Spheres, whose dwelling is in the In-

visible. You are the Guardians of the Gates of the Universe. May you also be the Guardians of this Mystic Sphere. Keep far removed the Evil and the Unbalanced. Strengthen and inspire me, so that I may preserve unsullied this Abode of the Mysteries of the Eternal Gods. Let my Sphere be pure and holy, so that I may enter in, and become a partaker of, the Light Divine."

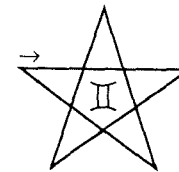
34. Go to the Northeast corner of the Circle, and face outward. Extend your arms outward and upward, and proclaim: "The visible Sun is the dispenser of Light to the Earth. Let me form therefore a Vortex in this Chamber, that the invisible Light of the Spirit shall shine therein from above."
35. Circumambulate three times around the perimeter of the Circle. Imagine Magical Current flowing through you, and visualize a clockwise-spinning Vortex being created as you move. Give the Sign of the Enterer each time that you pass by the Eastern end of the Circle (in the direction you are going, without stopping). Finish in the Northeast.
36. Go to the West of the Altar, facing East. Perform the Rite of Adoration of the Lord of the Universe.
37. State clearly the Magical Intentions of the Ritual. For example: "It is the Intention of this Ritual that the Energies of the Sign of Gemini shall be awakened in my Sphere of Sensation ('Aura'), and that I shall eventually attain the Knowledge of, and Conversation with, my Divine Genius ('Holy Guardian Angel')."
38. Perform the Ritual of the Middle Pillar. This activates and equilibrates the invoked Forces in your Sphere of Sensation (optional).
39. Facing the West (the natural position of the Signs of the Air Triplicity in the Zodiac), skry to the Plane of the invoked Forces (optional). When finished, make a sketch, drawing, or painting of any encountered images or beings, and write a brief description of any visionary experience. This material should be carefully recorded for entry into the Magical Diary.
40. Perform the Rite of the Magical Eucharist (optional).
41. Carefully wrap and put away your Lotus Wand, to avoid any accidental dissipation of its charged Force.
42. Go to the Southeast corner.
43. Reverse circumambulate three times around the perimeter of the Circle. As you move, imagine Magical Current flowing through you, and visualize the Vortex of Magical Energy, which you created earlier, reversing and dissipating. Give the Sign of the Enterer each time that you pass by the Eastern end of the Circle (in

the direction you are going, without stopping). Finish in the Southeast.

44. Go to the West of the Altar, facing East, and perform the Rite of Adoration of the Lord of the Universe.
45. Pause and close your eyes for a moment. Visualize again the twin God Form of Shu and Tefnut, dressed in orange with blue trim. Divest yourself of the twin God Form of Shu and Tefnut, while vibrating "Shu" [shù] and "Tefnut" [têf-nêt]. Likewise divest yourself of any other God Forms which may have been assumed during preliminary Invocations (e.g., of the Highest Divine Force).
46. Perform the Greater Banishing Ritual of the Pentagram for the Zodiacal Sign of Gemini.
47. Perform the Lesser Banishing Ritual of the Pentagram.
48. Perform the Lesser Banishing Ritual of the Hexagram.
49. Knock twelve times upon the Altar and proclaim: "I now release any Spirits which may have been imprisoned by this Ritual. Go now, with the Blessings of 'יהוה' [yòd-vâv-hê-hê]. May there always be peace between us, and may you always come when you are called. I now Declare this Ritual duly closed."

Greater Banishing Ritual of the Pentagram, Gemini

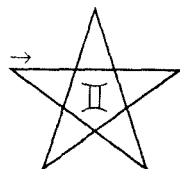
1. Look around, and assure yourself that you will not accidentally banish the charged Force of any consecrated Magical Implements.
2. Stand West of the Altar, facing East. Perform the Rite of the Qabalistic Cross.
3. Pick up your Elemental Banishing Dagger. Go to the Eastern end of the Circle. Stand facing outward.
4. Trace an orange Banishing Gemini Pentagram, while vibrating "Honóno!" [hò-nò-nò!]. Trace a blue Gemini symbol in its center, while vibrating "יהוה" [yòd-vâv-hê-hê]. Project orange Light through it, using the Sign of the Enterer. Give the Sign of Silence.



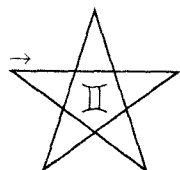
5. Pierce the center of the Pentagram, and trace a line of white Light as you move to the South. Finish the line at the point where the

center of the next Pentagram will be.

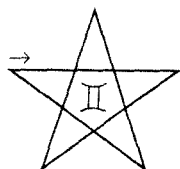
- Trace an orange Banishing Gemini Pentagram, while vibrating "Honónol" [hò-nò-nòl]. Trace a blue Gemini symbol in its center, while vibrating "יוהה" [yöd-vâv-hê-hê]. Project orange Light through it, using the Sign of the Enterer. Give the Sign of Silence.



- Pierce the center of the Pentagram, and trace a line of white Light as you move to the West. Finish the line at the point where the center of the next Pentagram will be.
- Trace an orange Banishing Gemini Pentagram, while vibrating "Honónol" [hò-nò-nòl]. Trace a blue Gemini symbol in its center, while vibrating "יוהה" [yöd-vâv-hê-hê]. Project orange Light through it, using the Sign of the Enterer. Give the Sign of Silence.



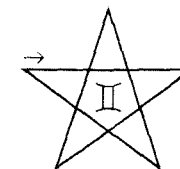
- Pierce the center of the Pentagram, and trace a line of white Light as you move to the North. Finish the line at the point where the center of the next Pentagram will be.
- Trace an orange Banishing Gemini Pentagram, while vibrating "Honónol" [hò-nò-nòl]. Trace a blue Gemini symbol in its center, while vibrating "יוהה" [yöd-vâv-hê-hê]. Project orange Light through it, using the Sign of the Enterer. Give the Sign of Silence.



- Pierce the center of the Pentagram, and trace a line of white Light as you move to the East. Complete the Circle by finishing the line

in the center of the first Pentagram.(i.e., where you began).

- Go and face, across the Altar, the current location of Gemini.
- Trace an orange Banishing Gemini Pentagram, while vibrating "Honónol" [hò-nò-nòl]. Trace a blue Gemini symbol in its center, while vibrating "יוהה" [yöd-vâv-hê-hê]. Project orange Light through it, using the Sign of the Enterer. Give the Sign of Silence.



- Go to the West of the Altar, facing East. Perform the Rite of the Qabalistic Cross.

Greater Invoking Ritual of the Pentagram, Taurus

Synopsis

- Altar:** Red-orange Altar cloth, candle, incense, cup of water, Lotus Wand (wrapped), Elemental Banishing Dagger, materials for the Rite of the Magical Eucharist (optional).
- Enochian Tablets:** Zodiacal (South).
- Enochian Calls:** Second.
- Tarot Trump:** The Hierophant.
- Colors:** Red-orange flashing with complementary blue-green.
- Ideal Time:** When Taurus is rising in the East, or during an Elemental Tide of Earth.
- Scents:** Storax.

Ritual Precis

- Perform the Lesser Banishing Ritual of the Pentagram.
- Perform the Lesser Banishing Ritual of the Hexagram.
- Perform the Rite of Purification with Water and Consecration with Fire.
- Unwrap the Lotus Wand.
- Perform the Rite of the Qabalistic Cross.
- Perform an Invocation of the Highest Divine Force.

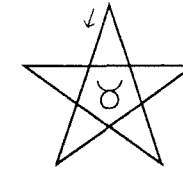
7. Invoke Taurus in each of the four Quarters, as well as over the Altar (assuming the appropriate God Form, using the appropriate Pentagrams and Names). Trace the appropriate Sigils and Hebrew Names over the Altar, while vibrating the Names from the Zodiacal Hierarchy of Taurus.
8. Circumambulate three times.
9. Perform the Rite of Adoration of the Lord of the Universe.
10. State all Magical Intentions.
11. Perform the Middle Pillar Ritual (optional).
12. Facing South, skry to the corresponding Zodiacal Plane (optional).
13. Perform the Rite of the Magical Eucharist (optional).
14. Wrap the Lotus Wand.
15. Reverse circumambulate three times.
16. Divest yourself of all God Forms assumed during the Ritual.
17. Perform the Greater Banishing Ritual of the Pentagram for the Sign of Taurus, by banishing Taurus in each of the four Quarters, as well as over the Altar (using the appropriate Pentagrams and Names).
18. Perform the Lesser Banishing Ritual of the Pentagram.
19. Perform the Lesser Banishing Ritual of the Hexagram.
20. Declare the Temple duly closed.

Ritual

1. Go to the Northeast corner. Stand facing outward, away from the Altar. Proclaim: "Hekas, Hekas Este Bebeloi" [hê-kâs hê-kâs ês-tê bê-bê-lòè].
2. Go to the West of the Altar, facing East. Perform the Lesser Banishing Ritual of the Pentagram.
3. Perform the Lesser Banishing Ritual of the Hexagram.
4. Perform the Rite of Purification with Water and Consecration with Fire.
5. Unwrap the Lotus Wand.
6. Perform the Rite of the Qabalistic Cross.
7. Perform an Invocation of the Highest Divine Force.
8. Pick up the Lotus Wand, and hold it by the red-orange band. Assume the God Form of Apis, dressed in red-orange with blue-green trim, while vibrating "Apis" [kêp].

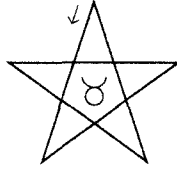


9. Go to the Eastern end of the Circle. Stand facing outward.
10. Trace a red-orange Invoking Taurus Pentagram, while vibrating "Ziracah" [zè-râ-câh]. Trace a blue-green Taurus symbol in its center, while vibrating "יהוה" [yòd-hê-hê-vâv]. Project red-orange Light through it, using the Sign of the Enterer.

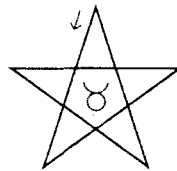


11. Give the LVX Signs, and remain thus for a short time, while you feel the invoked Energies.
12. Raise your arms, reaching outward and slightly upward. Proclaim (and vibrate as indicated): "In the Name of the Lord 'יהוה' [yòd-hê-hê-vâv], in the Secret Holy Name of God 'Dial' [dè-âl], and of King 'Ziracah' [zè-râ-câh], I invoke you, you Archangels and Angels of the Sign, Decans, and Quinants of Taurus.
13. Pierce the center of the Pentagram, and trace a line of white Light as you move to the South. Finish the line at the point where the center of the next Pentagram will be.
14. Trace a red-orange Invoking Taurus Pentagram, while vibrating

"Ziracah" [zè-râ-câh]. Trace a blue-green Taurus symbol in its center, while vibrating "יההו" [yòd-hê-hê-vâv]. Project red-orange Light through it, using the Sign of the Enterer.



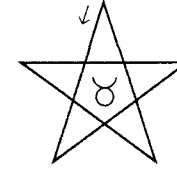
15. Give the LVX Signs, and remain thus for a short time, while you feel the invoked Energies.
16. Raise your arms, reaching outward and slightly upward. Proclaim (and vibrate as indicated): "In the Name of the Lord 'יההו' [yòd-hê-hê-vâv], in the Secret Holy Name of God 'Dial' [dè-âl], and of King 'Ziracah' [zè-râ-câh], I invoke you, you Archangels and Angels of the Sign, Decans, and Quinants of Taurus.
17. Pierce the center of the Pentagram, and trace a line of white Light as you move to the West. Finish the line at the point where the center of the next Pentagram will be.
18. Trace a red-orange Invoking Taurus Pentagram, while vibrating "Ziracah" [zè-râ-câh]. Trace a blue-green Taurus symbol in its center, while vibrating "יההו" [yòd-hê-hê-vâv]. Project red-orange Light through it, using the Sign of the Enterer.



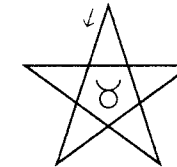
19. Give the LVX Signs, and remain thus for a short time, while you feel the invoked Energies.
20. Raise your arms, reaching outward and slightly upward. Proclaim (and vibrate as indicated): "In the Name of the Lord 'יההו' [yòd-hê-hê-vâv], in the Secret Holy Name of God 'Dial' [dè-âl], and of King 'Ziracah' [zè-râ-câh], I invoke you, you Archangels and Angels of the Sign, Decans, and Quinants of Taurus.
21. Pierce the center of the Pentagram, and trace a line of white Light as you move to the North. Finish the line at the point where the

center of the next Pentagram will be.

22. Trace a red-orange Invoking Taurus Pentagram, while vibrating "Ziracah" [zè-râ-câh]. Trace a blue-green Taurus symbol in its center, while vibrating "יההו" [yòd-hê-hê-vâv]. Project red-orange Light through it, using the Sign of the Enterer.



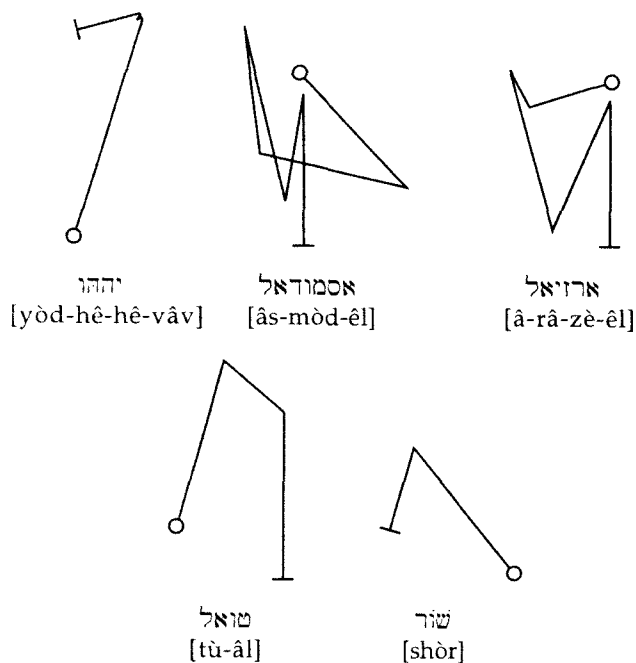
23. Give the LVX Signs, and remain thus for a short time, while you feel the invoked Energies.
24. Raise your arms, reaching outward and slightly upward. Proclaim (and vibrate as indicated): "In the Name of the Lord 'יההו' [yòd-hê-hê-vâv], in the Secret Holy Name of God 'Dial' [dè-âl], and of King 'Ziracah' [zè-râ-câh], I invoke you, you Archangels and Angels of the Sign, Decans, and Quinants of Taurus.
25. Pierce the center of the Pentagram, and trace a line of white Light as you move to the East. Complete the Circle by finishing the line in the center of the first Pentagram (i.e., where you began).
26. Go and face, across the Altar, the current location of Taurus.
27. Pause and close your eyes for a moment. Visualize again the God Form of Apis which you continue to assume, dressed in red-orange, with blue-green trim, while vibrating "Apis" [kêp].
28. Trace a red-orange Invoking Taurus Pentagram, while vibrating "Ziracah" [zè-râ-câh]. Trace a blue-green Taurus symbol in its center, while vibrating "יההו" [yòd-hê-hê-vâv]. Project red-orange Light through it, using the Sign of the Enterer.



29. Give the LVX Signs, and remain thus for a short time, while you feel the invoked Energies.
30. Raise your arms, reaching outward and slightly upward. Proclaim

(and vibrate as indicated): "In the Name of the Lord 'יהוה' [yòd-hê-hê-vâv], in the Secret Holy Name of God 'Dial' [dê-âl], and of King 'Ziracah' [zè-râ-câh], I invoke you, you Archangels and Angels of the Sign, Decans, and Quinants of Taurus.

31. Each of the Names in the following Invocation should be vibrated twice. The first time, vibrate the Name while you trace it in Hebrew (over the Pentagram, from right to left). The second time, vibrate the Name again, while you trace its Sigil, as shown below. Proclaim: "In the Name of the Lord 'יהוה' [yòd-hê-hê-vâv], of the Archangel 'אסמודאל' [âs-mòd-êl] of the Angel 'ארזיאל' [â-râ-zè-êl], and of the Angel of the corresponding second House 'טואל' [tù-âl], I invoke you, you Forces of the Sign of 'שׁוֹר' [shòr]."



32. Vibrate the second Enochian Call as listed in appendix 1, "Enochian Calls" (optional).
33. Extend your arms outward and upward. Proclaim: "I invoke you, you Angels of the celestial Spheres, whose dwelling is in the Invisible. You are the Guardians of the Gates of the Universe. May you also be the Guardians of this Mystic Sphere. Keep far removed

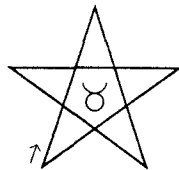
the Evil and the Unbalanced. Strengthen and inspire me, so that I may preserve unsullied this Abode of the Mysteries of the Eternal Gods. Let my Sphere be pure and holy, so that I may enter in, and become a partaker of, the Light Divine."

34. Go to the Northeast corner of the Circle, and face outward. Extend your arms outward and upward, and proclaim: "The visible Sun is the dispenser of Light to the Earth. Let me form therefore a Vortex in this Chamber, that the invisible Light of the Spirit shall shine therein from above."
35. Circumambulate three times around the perimeter of the Circle. Imagine Magical Current flowing through you, and visualize a clockwise-spinning Vortex being created as you move. Give the Sign of the Enterer each time that you pass by the Eastern end of the Circle (in the direction you are going, without stopping). Finish in the Northeast.
36. Go to the West of the Altar, facing East. Perform the Rite of Adoration of the Lord of the Universe.
37. State clearly the Magical Intentions of the Ritual. For example: "It is the Intention of this Ritual that the Energies of the Sign of Taurus shall be awakened in my Sphere of Sensation ('Aura'), and that I shall eventually attain the Knowledge of, and Conversation with, my Divine Genius ('Holy Guardian Angel')."
38. Perform the Ritual of the Middle Pillar. This activates and equilibrates the invoked Forces in your Sphere of Sensation (optional).
39. Facing the South (the natural position of the Signs of the Earth Triplicity in the Zodiac), skry to the Plane of the invoked Forces (optional). When finished, make a sketch, drawing, or painting of any encountered images or beings, and write a brief description of any visionary experience. This material should be carefully recorded for entry into the Magical Diary.
40. Perform the Rite of the Magical Eucharist (optional).
41. Carefully wrap and put away your Lotus Wand, to avoid any accidental dissipation of its charged Force.
42. Go to the Southeast corner.
43. Reverse circumambulate three times around the perimeter of the Circle. As you move, imagine Magical Current flowing through you, and visualize the Vortex of Magical Energy, which you created earlier, reversing and dissipating. Give the Sign of the Enterer each time that you pass by the Eastern end of the Circle (in the direction you are going, without stopping). Finish in the Southeast.

44. Go to the West of the Altar, facing East, and perform the Rite of Adoration of the Lord of the Universe.
45. Pause and close your eyes for a moment. Visualize again the God Form of Apis, dressed in red-orange with blue-green trim. Divest yourself of the God Form of Apis, while vibrating "Apis" [kêp]. Likewise divest yourself of any other God Forms which may have been assumed during preliminary Invocations (e.g., of the Highest Divine Force).
46. Perform the Greater Banishing Ritual of the Pentagram for the Zodiacal Sign of Taurus.
47. Perform the Lesser Banishing Ritual of the Pentagram.
48. Perform the Lesser Banishing Ritual of the Hexagram.
49. Knock twelve times upon the Altar and proclaim: "I now release any Spirits which may have been imprisoned by this Ritual. Go now, with the Blessings of 'יהוה' [yòd-hê-hê-vâv]. May there always be peace between us, and may you always come when you are called. I now Declare this Ritual duly closed."

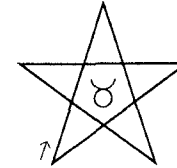
Greater Banishing Ritual of the Pentagram, Taurus

1. Look around, and assure yourself that you will not accidentally banish the charged Force of any consecrated Magical Implements.
2. Stand West of the Altar, facing East. Perform the Rite of the Qabalistic Cross.
3. Pick up your Elemental Banishing Dagger. Go to the Eastern end of the Circle. Stand facing outward.
4. Trace a red-orange Banishing Taurus Pentagram, while vibrating "Zíracah" [zè-râ-câh]. Trace a blue-green Taurus symbol in its center, while vibrating "יהוה" [yòd-hê-hê-vâv]. Project red-orange Light through it, using the Sign of the Enterer. Give the Sign of Silence.

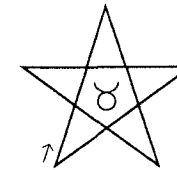


5. Pierce the center of the Pentagram, and trace a line of white Light as you move to the South. Finish the line at the point where the

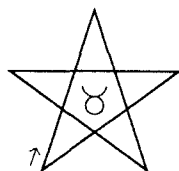
- center of the next Pentagram will be.
6. Trace a red-orange Banishing Taurus Pentagram, while vibrating "Zíracah" [zè-râ-câh]. Trace a blue-green Taurus symbol in its center, while vibrating "יהוה" [yòd-hê-hê-vâv]. Project red-orange Light through it, using the Sign of the Enterer. Give the Sign of Silence.



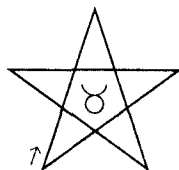
7. Pierce the center of the Pentagram, and trace a line of white Light as you move to the West. Finish the line at the point where the center of the next Pentagram will be.
8. Trace a red-orange Banishing Taurus Pentagram, while vibrating "Zíracah" [zè-râ-câh]. Trace a blue-green Taurus symbol in its center, while vibrating "יהוה" [yòd-hê-hê-vâv]. Project red-orange Light through it, using the Sign of the Enterer. Give the Sign of Silence.



9. Pierce the center of the Pentagram, and trace a line of white Light as you move to the North. Finish the line at the point where the center of the next Pentagram will be.
10. Trace a red-orange Banishing Taurus Pentagram, while vibrating "Zíracah" [zè-râ-câh]. Trace a blue-green Taurus symbol in its center, while vibrating "יהוה" [yòd-hê-hê-vâv]. Project red-orange Light through it, using the Sign of the Enterer. Give the Sign of Silence.



11. Pierce the center of the Pentagram, and trace a line of white Light as you move to the East. Complete the Circle by finishing the line in the center of the first Pentagram (i.e., where you began).
12. Go and face, across the Altar, the current location of Taurus.
13. Trace a red-orange Banishing Taurus Pentagram, while vibrating "Zíracah" [zè-râ-câh]. Trace a blue-green Taurus symbol in its center, while vibrating "ייהוה" [yòd-hê-hê-vâv]. Project red-orange Light through it, using the Sign of the Enterer. Give the Sign of Silence.



14. Go to the West of the Altar, facing East. Perform the Rite of the Qabalistic Cross.

Greater Invoking Ritual of the Pentagram, Aries

Synopsis

- Altar:** Red Altar cloth, candle, incense, cup of water, Lotus Wand (wrapped), Elemental Banishing Dagger, materials for the Rite of the Magical Eucharist (optional).
- Enochian Tablets:** Zodiacal (East).
- Enochian Calls:** First.
- Tarot Trump:** The Emperor.
- Colors:** Red flashing with complementary green.
- Ideal Time:** When Aries is rising in the East, or during an Elemental Tide of Fire.
- Scents:** Dragon's blood (Daemonorops).

Ritual Precis

1. Perform the Lesser Banishing Ritual of the Pentagram.
2. Perform the Lesser Banishing Ritual of the Hexagram.
3. Perform the Rite of Purification with Water and Consecration with Fire.
4. Unwrap the Lotus Wand.
5. Perform the Rite of the Qabalistic Cross.
6. Perform an Invocation of the Highest Divine Force.
7. Invoke Aries in each of the four Quarters, as well as over the Altar (assuming the appropriate God Form, using the appropriate Pentagrams and Names). Trace the appropriate Sigils and Hebrew Names over the Altar, while vibrating the Names from the Zodiacal Hierarchy of Aries.
8. Circumambulate three times.
9. Perform the Rite of Adoration of the Lord of the Universe.
10. State all Magical Intentions.
11. Perform the Middle Pillar Ritual (optional).
12. Facing East, skry to the corresponding Zodiacal Plane (optional).
13. Perform the Rite of the Magical Eucharist (optional).
14. Wrap the Lotus Wand.
15. Reverse circumambulate three times.
16. Divest yourself of all God Forms assumed during the Ritual.
17. Perform the Greater Banishing Ritual of the Pentagram for the Sign of Aries, by banishing Aries in each of the four Quarters, as well as over the Altar (using the appropriate Pentagrams and Names).
18. Perform the Lesser Banishing Ritual of the Pentagram.
19. Perform the Lesser Banishing Ritual of the Hexagram.
20. Declare the Temple duly closed.

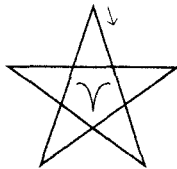
Ritual

1. Go to the Northeast corner. Stand facing outward, away from the Altar. Proclaim: "Hekas, Hekas Este Bebeloi" [hê-kâs hê-kâs ês-tê bê-bê-lòè].
2. Go to the West of the Altar, facing East. Perform the Lesser Banishing Ritual of the Pentagram.
3. Perform the Lesser Banishing Ritual of the Hexagram.
4. Perform the Rite of Purification with Water and Consecration with Fire.
5. Unwrap the Lotus Wand.
6. Perform the Rite of the Qabalistic Cross.

7. Perform an Invocation of the Highest Divine Force.
8. Pick up the Lotus Wand, and hold it by the red band. Assume the God Form of Khnoum, dressed in red with green trim, while vibrating "Khnoum" [knùm].




9. Go to the Eastern end of the Circle. Stand facing outward.
10. Trace a red Invoking Aries Pentagram, while vibrating "Ólpaged" [òl-pâ-gêd]. Trace a green Aries symbol in its center, while vibrating "יהוה" [yòd-hê-vâv-hê]. Project red Light through it, using the Sign of the Enterer.



11. Give the LVX Signs, and remain thus for a short time, while you feel the invoked Energies.
12. Raise your arms, reaching outward and slightly upward. Proclaim (and vibrate as indicated): "In the Name of the Lord יהוה" [yòd-hê-vâv-hê], in the Secret Holy Name of God 'Teaa' [tê-â-â], and of King 'Ólpaged' [òl-pâ-gêd], I invoke you, you Archangels and Angels of the Sign, Decans, and Quinants of Aries.
13. Pierce the center of the Pentagram, and trace a line of white Light

as you move to the South. Finish the line at the point where the center of the next Pentagram will be.

14. Trace a red Invoking Aries Pentagram, while vibrating "Ólpaged" [òl-pâ-gêd]. Trace a green Aries symbol in its center, while vibrating "יהוה" [yòd-hê-vâv-hê]. Project red Light through it, using the Sign of the Enterer.




15. Give the LVX Signs, and remain thus for a short time, while you feel the invoked Energies.
16. Raise your arms, reaching outward and slightly upward. Proclaim (and vibrate as indicated): "In the Name of the Lord יהוה" [yòd-hê-vâv-hê], in the Secret Holy Name of God 'Teaa' [tê-â-â], and of King 'Ólpaged' [òl-pâ-gêd], I invoke you, you Archangels and Angels of the Sign, Decans, and Quinants of Aries.
17. Pierce the center of the Pentagram, and trace a line of white Light as you move to the West. Finish the line at the point where the center of the next Pentagram will be.
18. Trace a red Invoking Aries Pentagram, while vibrating "Ólpaged" [òl-pâ-gêd]. Trace a green Aries symbol in its center, while vibrating "יהוה" [yòd-hê-vâv-hê]. Project red Light through it, using the Sign of the Enterer.




19. Give the LVX Signs, and remain thus for a short time, while you feel the invoked Energies.
20. Raise your arms, reaching outward and slightly upward. Proclaim (and vibrate as indicated): "In the Name of the Lord יהוה" [yòd-hê-vâv-hê], in the Secret Holy Name of God 'Teaa' [tê-â-â], and of King 'Ólpaged' [òl-pâ-gêd], I invoke you, you Archangels and Angels of the Sign, Decans, and Quinants of Aries.
21. Pierce the center of the Pentagram, and trace a line of white Light

as you move to the North. Finish the line at the point where the center of the next Pentagram will be.

22. Trace a red Invoking Aries Pentagram, while vibrating "Ólpaged" [òl-pâ-gêd]. Trace a green Aries symbol in its center, while vibrating "יהוה" [yòd-hê-vâv-hê]. Project red Light through it, using the Sign of the Enterer.



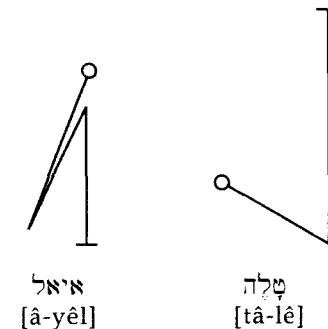
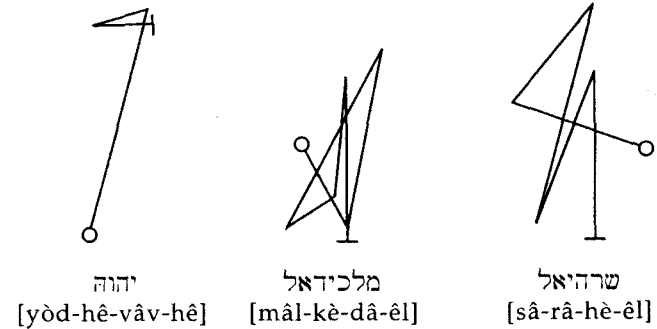
23. Give the LVX Signs, and remain thus for a short time, while you feel the invoked Energies.
24. Raise your arms, reaching outward and slightly upward. Proclaim (and vibrate as indicated): "In the Name of the Lord 'יהוה' [yòd-hê-vâv-hê], in the Secret Holy Name of God 'Teaa' [tê-â-â], and of King 'Ólpaged' [òl-pâ-gêd], I invoke you, you Archangels and Angels of the Sign, Decans, and Quinants of Aries.
25. Pierce the center of the Pentagram, and trace a line of white Light as you move to the East. Complete the Circle by finishing the line in the center of the first Pentagram (i.e., where you began).
26. Go and face, across the Altar, the current location of Aries.
27. Pause and close your eyes for a moment. Visualize again the God Form of Khnoum which you continue to assume, dressed in red with green trim, while vibrating "Khnoum" [knùm].
28. Trace a red Invoking Aries Pentagram, while vibrating "Ólpaged" [òl-pâ-gêd]. Trace a green Aries symbol in its center, while vibrating "יהוה" [yòd-hê-vâv-hê]. Project red Light through it, using the Sign of the Enterer.



29. Give the LVX Signs, and remain thus for a short time, while you feel the invoked Energies.
30. Raise your arms, reaching outward and slightly upward. Proclaim (and vibrate as indicated): "In the Name of the Lord 'יהוה' [yòd-

hê-vâv-hê], in the Secret Holy Name of God 'Teaa' [tê-â-â], and of King 'Ólpaged' [òl-pâ-gêd], I invoke you, you Archangels and Angels of the Sign, Decans, and Quinants of Aries.

31. Each of the Names in the following Invocation should be vibrated twice. The first time, vibrate the Name while you trace it in Hebrew (over the Pentagram, from right to left). The second time, vibrate the Name again, while you trace its Sigil, as shown below. Proclaim: "In the Name of the Lord 'יהוה' [yòd-hê-vâv-hê], of the Archangel 'מלכידאל' [mâl-kè-dâ-êl],²⁷ of the Angel 'שרהיאל' [sâ-râ-hè-êl], and of the Angel of the corresponding first House 'איאל' [â-yêl], I invoke you, you Forces of the Sign of 'טלה' [tâ-lê]."



32. Vibrate the first Enochian Call as listed in appendix 1, "Enochian Calls" (optional).

²⁷ The pronunciation of this name has been corrected to conform with the rules of Hebrew grammar, and therefore diverges slightly from the pronunciation traditionally employed by the Golden Dawn.

33. Extend your arms outward and upward. Proclaim: "I invoke you, you Angels of the celestial Spheres, whose dwelling is in the Invisible. You are the Guardians of the Gates of the Universe. May you also be the Guardians of this Mystic Sphere. Keep far removed the Evil and the Unbalanced. Strengthen and inspire me, so that I may preserve unsullied this Abode of the Mysteries of the Eternal Gods. Let my Sphere be pure and holy, so that I may enter in, and become a partaker of, the Light Divine."
34. Go to the Northeast corner of the Circle, and face outward. Extend your arms outward and upward, and proclaim: "The visible Sun is the dispenser of Light to the Earth. Let me form therefore a Vortex in this Chamber, that the invisible Light of the Spirit shall shine therein from above."
35. Circumambulate three times around the perimeter of the Circle. Imagine Magical Current flowing through you, and visualize a clockwise-spinning Vortex being created as you move. Give the Sign of the Enterer each time that you pass by the Eastern end of the Circle (in the direction you are going, without stopping). Finish in the Northeast.
36. Go to the West of the Altar, facing East. Perform the Rite of Adoration of the Lord of the Universe.
37. State clearly the Magical Intentions of the Ritual. For example: "It is the Intention of this Ritual that the Energies of the Sign of Aries shall be awakened in my Sphere of Sensation ('Aura'), and that I shall eventually attain the Knowledge of, and Conversation with, my Divine Genius ('Holy Guardian Angel')."
38. Perform the Ritual of the Middle Pillar. This activates and equilibrates the invoked Forces in your Sphere of Sensation (optional).
39. Facing the East (the natural position of the Signs of the Fire Triplicity in the Zodiac), skry to the Plane of the invoked Forces (optional). When finished, make a sketch, drawing, or painting of any encountered images or beings, and write a brief description of any visionary experience. This material should be carefully recorded for entry into the Magical Diary.
40. Perform the Rite of the Magical Eucharist (optional).
41. Carefully wrap and put away your Lotus Wand, to avoid any accidental dissipation of its charged Force.
42. Go to the Southeast corner.
43. Reverse circumambulate three times around the perimeter of the Circle. As you move, imagine Magical Current flowing through you, and visualize the Vortex of Magical Energy, which you cre-

ated earlier, reversing and dissipating. Give the Sign of the Enterer each time that you pass by the Eastern end of the Circle (in the direction you are going, without stopping). Finish in the Southeast.

44. Go to the West of the Altar, facing East, and perform the Rite of Adoration of the Lord of the Universe.
45. Pause and close your eyes for a moment. Visualize again the God Form of Khnoum, dressed in red with green trim. Divest yourself of the God Form of Khnoum, while vibrating "Khnoum" [kɲum]. Likewise divest yourself of any other God Forms which may have been assumed during preliminary Invocations (e.g., of the Highest Divine Force).
46. Perform the Greater Banishing Ritual of the Pentagram for the Zodiacal Sign of Aries.
47. Perform the Lesser Banishing Ritual of the Pentagram.
48. Perform the Lesser Banishing Ritual of the Hexagram.
49. Knock twelve times upon the Altar and proclaim: "I now release any Spirits which may have been imprisoned by this Ritual. Go now, with the Blessings of יהוה" [yöd-hê-vâv-hê]. May there always be peace between us, and may you always come when you are called. I now Declare this Ritual duly closed."

Greater Banishing Ritual of the Pentagram, Aries


1. Look around, and assure yourself that you will not accidentally banish the charged Force of any consecrated Magical Implements.
2. Stand West of the Altar, facing East. Perform the Rite of the Qabalistic Cross.
3. Pick up your Elemental Banishing Dagger. Go to the Eastern end of the Circle. Stand facing outward.
4. Trace a red Banishing Aries Pentagram, while vibrating "Ôl-paged" [ôl-pâ-gêd]. Trace a green Aries symbol in its center, while vibrating "יהוה" [yöd-hê-vâv-hê]. Project red Light through it, using the Sign of the Enterer. Give the Sign of Silence.



5. Pierce the center of the Pentagram, and trace a line of white Light as you move to the South. Finish the line at the point where the center of the next Pentagram will be.
6. Trace a red Banishing Aries Pentagram, while vibrating "Ól-paged" [òl-pâ-gêd]. Trace a green Aries symbol in its center, while vibrating "יהוה" [yòd-hê-vâv-hê]. Project red Light through it, using the Sign of the Enterer. Give the Sign of Silence.



7. Pierce the center of the Pentagram, and trace a line of white Light as you move to the West. Finish the line at the point where the center of the next Pentagram will be.
8. Trace a red Banishing Aries Pentagram, while vibrating "Ól-paged" [òl-pâ-gêd]. Trace a green Aries symbol in its center, while vibrating "יהוה" [yòd-hê-vâv-hê]. Project red Light through it, using the Sign of the Enterer. Give the Sign of Silence.



9. Pierce the center of the Pentagram, and trace a line of white Light as you move to the North. Finish the line at the point where the center of the next Pentagram will be.
10. Trace a red Banishing Aries Pentagram, while vibrating "Ól-paged" [òl-pâ-gêd]. Trace a green Aries symbol in its center, while vibrating "יהוה" [yòd-hê-vâv-hê]. Project red Light through it, using the Sign of the Enterer. Give the Sign of Silence.



11. Pierce the center of the Pentagram, and trace a line of white Light as you move to the East. Complete the Circle by finishing the line in the center of the first Pentagram (i.e., where you began).
12. Go and face, across the Altar, the current location of Aries.
13. Trace a red Banishing Aries Pentagram, while vibrating "Ól-paged" [òl-pâ-gêd]. Trace a green Aries symbol in its center, while vibrating "יהוה" [yòd-hê-vâv-hê]. Project red Light through it, using the Sign of the Enterer. Give the Sign of Silence.



14. Go to the West of the Altar, facing East. Perform the Rite of the Qabalistic Cross.

Supreme Invoking Ritual of the Zodiac

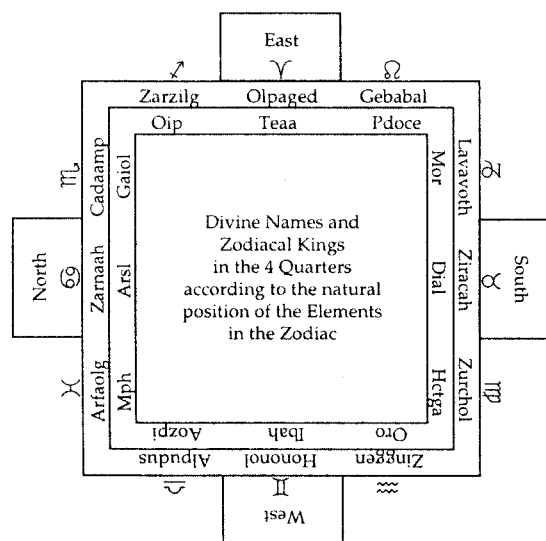
Introduction

The Supreme Invoking Ritual of the Zodiac invokes the combined Forces of the Zodiac in balanced disposition,²⁸ in this case according to the "natural position of the Elements in the Zodiac."²⁹ The Zodiacal Signs are arranged in the four Quarters according to their Elemental Triplicities: the Fire Signs in the East, the Earth Signs in the South, the Air Signs in the West, and the Water Signs in the North. The form of this Ritual is derived from a diagram from John Dee entitled *Ordo*

²⁸ Another way to perform the Supreme Invoking Ritual of the Zodiac is according to the correspondence of the Zodiacal Signs with the 12 single letters of the Hebrew alphabet. In such a variation, invoke the Zodiacal signs around the Circle, according to disposition of the corresponding Hebrew letters around outer ring of letters on the Rose Cross. An Adept should have no trouble in working this out for him or herself, and would be well advised to experiment with both variants.

²⁹ Regardie, *The Golden Dawn*, p. 283. Interestingly, this arrangement as well coincides with that used by Agrippa, *Three Books of Occult Philosophy*, p. 258.

Israelis Dispersi, hac estate 1595.³⁰ A variation of this diagram is illustrated below which includes the correct correspondences of the Zodiacal Signs, the Zodiacal Kings, and the Secret Holy Names of God drawn from the Enochian Elemental Tablets.³¹



Synopsis

Altar: White Altar cloth, candle, incense, cup of water, Lotus Wand (wrapped), Elemental Banishing Dagger, materials for the Rite of the Magical Eucharist (optional).

Enochian Tablets: Zodiacal (on the Altar).

Enochian Calls: First.

Colors: Red, red-orange, orange, yellow-orange, yellow, yellow-green, green, blue-green, blue, blue-violet, violet, and red-violet (each flashing with its complementary color).

Ritual Precis

³⁰ Included in Sloane MS 3191 [1585?], Dr. John Dee (London: The British Library) and reproduced in *The Enochian Evocation of Dr. John Dee*, ed. and trans. Geoffrey James (Gillette: Heptangle, 1984), p.103.

³¹ For a thorough analysis of these correspondences and their derivation, see "The Book of the Concourse of Planetary and Zodiacal Forces" in appendix II.

1. Perform the Lesser Banishing Ritual of the Pentagram.
2. Perform the Lesser Banishing Ritual of the Hexagram.
3. Perform the Rite of Purification with Water and Consecration with Fire.
4. Unwrap the Lotus Wand.
5. Perform the Rite of the Qabalistic Cross.
6. Perform an Invocation of the Highest Divine Force.
7. Invoke each of the Zodiacal Signs according to the "natural position of the Elements in the Zodiac" and on the introductory diagram (assuming the appropriate God Forms, using the appropriate Pentagrams, Names, and Sigils).
8. Circumambulate three times.
9. Perform the Rite of Adoration of the Lord of the Universe.
10. State all Magical Intentions.
11. Perform the Middle Pillar Ritual (optional).
12. Skry to the corresponding Plane (optional).
13. Perform the Rite of the Magical Eucharist (optional).
14. Wrap the Lotus Wand.
15. Reverse circumambulate three times.
16. Divest yourself of all God Forms assumed during the Ritual.
17. Perform the Supreme Banishing Ritual of the Zodiac, by banishing each Sign according to the "natural position of the Elements in the Zodiac" and on the introductory diagram (using the appropriate Pentagrams and Names).
18. Perform the Lesser Banishing Ritual of the Pentagram.
19. Perform the Lesser Banishing Ritual of the Hexagram.
20. Declare the Temple duly closed.

Ritual

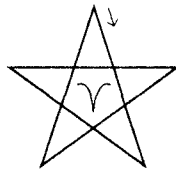
1. Go to the Northeast corner. Stand facing outward, away from the Altar. Proclaim: "Hekas, Hekas Este Bebeloi" [hê-kâs hê-kâs ês-tê bê-bê-lòè].
2. Go to the West of the Altar, facing East. Perform the Lesser Banishing Ritual of the Pentagram.
3. Perform the Lesser Banishing Ritual of the Hexagram.
4. Perform the Rite of Purification with Water and Consecration with Fire.
5. Unwrap your Lotus Wand.
6. Perform the Rite of the Qabalistic Cross.
7. Perform an Invocation of the Highest Divine Force.
8. Pick up your Lotus Wand. Go to the Eastern end of the Circle.

Stand facing outward.

9. Pause and close your eyes for a moment. Visualize the God Form of Khnoum, dressed in red with green trim. Assume the God Form of Khnoum, while vibrating "Khnoum" [k̄nùm].



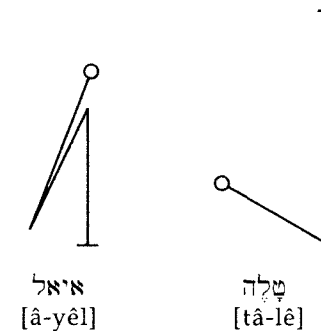
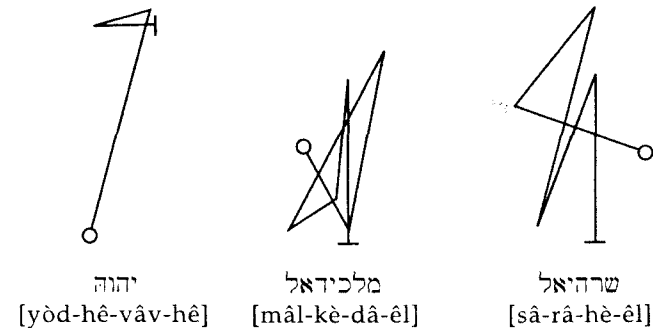
10. Holding your Lotus Wand by the red band, trace a red Invoking Aries Pentagram, while vibrating "Ólpaged" [òl-pâ-gêd]. Trace a green Aries symbol in its center, while vibrating "יהוה" [yòd-hê-vâv-hê]. Project red Light through it, using the Sign of the Enterer.



11. Give the LVX Signs, and remain thus for a short time, while you feel the invoked Energies.
12. Raise your arms, reaching outward and slightly upward. Proclaim (and vibrate as indicated): "In the Name of the Lord 'יהוה' [yòd-hê-vâv-hê], in the Secret Holy Name of God 'Teaa' [tê-â-â], and of King 'Ólpaged' [òl-pâ-gêd], I invoke you, you Archangels

and Angels of the Sign, Decans, and Quinants of Aries.

13. Each of the Names in the following Invocation should be vibrated twice. The first time, vibrate the Name while you trace it in Hebrew (over the Pentagram, from right to left). The second time, vibrate the Name again, while you trace its Sigil, as shown below. Proclaim: "In the Name of the Lord 'יהוה' [yòd-hê-vâv-hê], of the Archangel 'מלכידאל' [mâl-kè-dâ-êl] of the Angel 'שרהיאל' [sâ-râ-hè-êl] and of the Angel of the corresponding first House 'איאל' [â-yêl], I invoke you, you Forces of the Sign of 'טלה' [tâ-lê]."

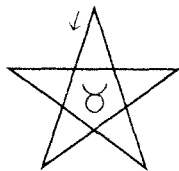


14. Pause and close your eyes for a moment. Visualize again the God Form of Khnoum, dressed in red with green trim. Divest yourself of the God Form of Khnoum, while vibrating "Khnoum" [k̄nùm].
15. Pierce the center of the Pentagram, and trace a line of white Light as you move to the South. Finish the line at the point where the center of the next Pentagram will be.

16. Assume the God Form of Apis, dressed in red-orange with blue-green trim, while vibrating "Apis" [kêp].



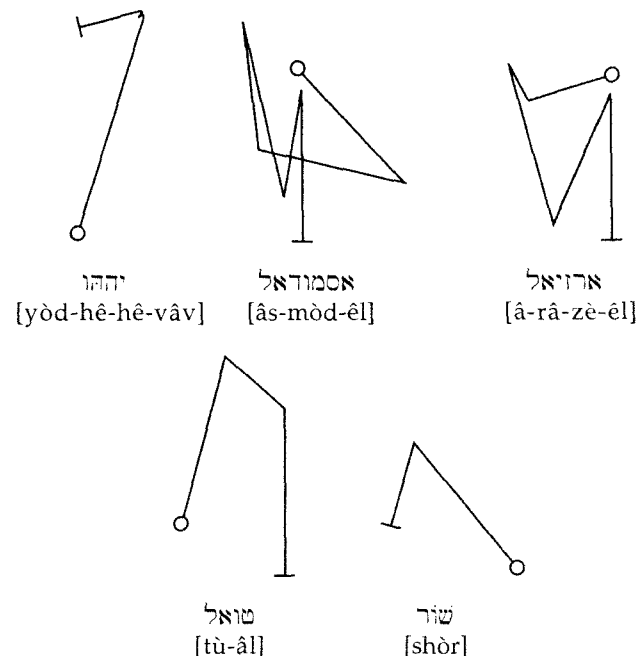
17. Pause and close your eyes for a moment. Visualize again the God Form of Apis which you continue to assume, dressed in red-orange, with blue-green trim, while vibrating "Apis" [kêp].
18. Holding your Lotus Wand by the red-orange band, trace a red-orange Invoking Taurus Pentagram, while vibrating "Ziracah" [zè-râ-câh]. Trace a blue-green Taurus symbol in its center, while vibrating "יההו" [yöd-hê-hê-vâv]. Project red-orange Light through it, using the Sign of the Enterer.



19. Give the LVX Signs, and remain thus for a short time, while you feel the invoked Energies.
20. Raise your arms, reaching outward and slightly upward. Proclaim (and vibrate as indicated): "In the Name of the Lord 'יההו' [yöd-hê-hê-vâv], in the Secret Holy Name of God 'Dial' [dè-âl], and of King 'Ziracah' [zè-râ-câh], I invoke you, you Archangels


and Angels of the Sign, Decans, and Quinants of Taurus.

21. Each of the Names in the following Invocation should be vibrated twice. The first time, vibrate the Name while you trace it in Hebrew (over the Pentagram, from right to left). The second time, vibrate the Name again, while you trace its Sigil, as shown below. Proclaim: "In the Name of the Lord 'יההו' [yöd-hê-hê-vâv], of the Archangel 'אסמודאל' [âs-mòd-êl] of the Angel 'ארזאל' [â-râ-zè-êl], and of the Angel of the corresponding second House 'טואל' [tù-âl], I invoke you, you Forces of the Sign of 'שור' [shòr]."

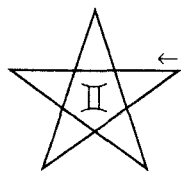


22. Pause and close your eyes for a moment. Visualize again the God Form of Apis, dressed in red-orange with blue-green trim. Divest yourself of the God Form of Apis, while vibrating "Apis" [kêp].
23. Pierce the center of the Pentagram, and trace a line of white Light as you move to the West. Finish the line at the point where the center of the next Pentagram will be.
24. Assume the twin God Form of Shu and Tefnut, dressed in orange

with blue trim, while vibrating "Shu" [shù] and "Tefnut" [têf-nêt].



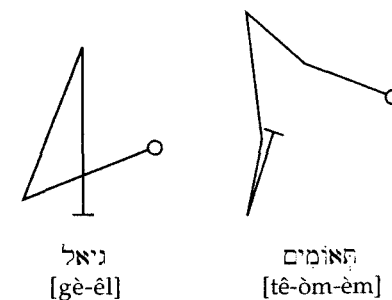
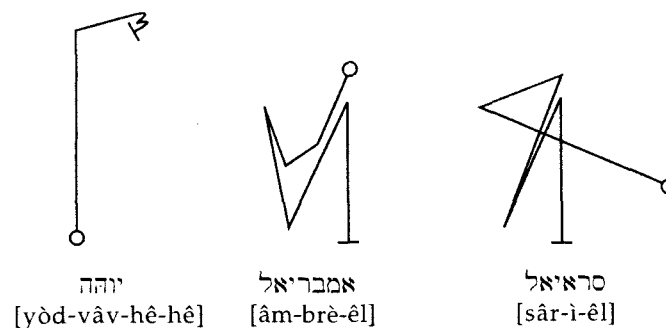
25. Holding your Lotus Wand by the orange band, trace an orange Invoking Gemini Pentagram, while vibrating "Honónol" [hò-nò-nòl]. Trace a blue Gemini symbol in its center, while vibrating "יְהוָה" [yòd-vâv-hê-hê]. Project orange Light through it, using the Sign of the Enterer.




26. Give the LVX Signs, and remain thus for a short time, while you feel the invoked Energies.
27. Raise your arms, reaching outward and slightly upward. Proclaim (and vibrate as indicated): "In the Name of the Lord 'יְהוָה' [yòd-vâv-hê-hê], in the Secret Holy Name of God 'Ibah' [è-bâh], and of King 'Honónol' [hò-nò-nòl], I invoke you, you Archangels

and Angels of the Sign, Decans, and Quinants of Gemini.

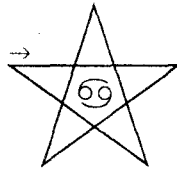
28. Each of the Names in the following Invocation should be vibrated twice. The first time, vibrate the Name while you trace it in Hebrew (over the Pentagram, from right to left). The second time, vibrate the Name again, while you trace its Sigil, as shown below. Proclaim: "In the Name of the Lord 'יְהוָה' [yòd-vâv-hê-hê], of the Archangel 'אַמְבְּרִיאֵל' [âm-brè-êl] of the Angel 'סְרַאִיאֵל' [sâr-i-êl], and of the Angel of the corresponding third House 'גֵּאֵל' [gè-êl], I invoke you, you Forces of the Sign of 'תְּאוֹמִים' [tê-òm-èm]."



29. Divest yourself of the twin God Form of Shu and Tefnut, dressed in orange with blue trim, while vibrating "Shu" [shù] and "Tefnut" [têf-nêt].
30. Pierce the center of the Pentagram, and trace a line of white Light as you move to the North. Finish the line at the point where the center of the next Pentagram will be.
31. Assume the God Form of Khepra, dressed in yellow-orange with blue-violet trim, while vibrating "Khepra" [kêp-râ].

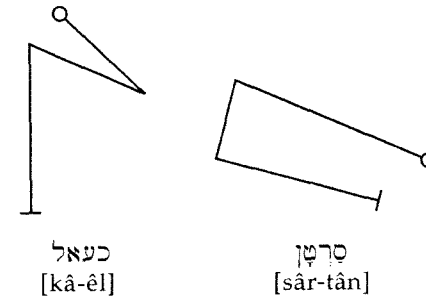
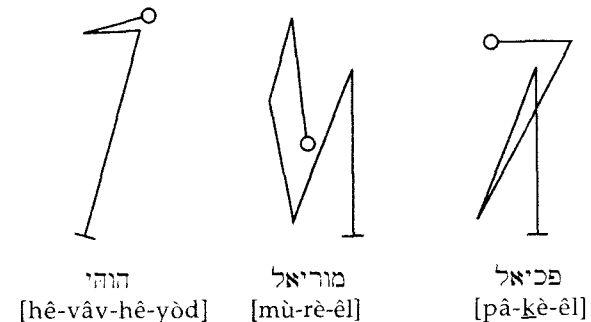


32. Holding your Lotus Wand by the yellow-orange band, trace a yellow-orange Invoking Cancer Pentagram, while vibrating "Zarnáah" [zâr-nâ-âh]. Trace a blue-violet Cancer symbol in its center, while vibrating "הוהי" [hê-vâv-hê-yòd]. Project yellow-orange Light through it, using the Sign of the Enterer.




33. Give the LVX Signs, and remain thus for a short time, while you feel the invoked Energies.
34. Raise your arms, reaching outward and slightly upward. Proclaim (and vibrate as indicated): "In the Name of the Lord 'הוהי' [hê-vâv-hê-yòd], in the Secret Holy Name of God 'Arsl' [âr-sâl], and of King 'Zarnáah' [zâr-nâ-âh], I invoke you, you Archangels and Angels of the Sign, Decans, and Quinants of Cancer.
35. Each of the Names in the following Invocation should be vibrated twice. The first time, vibrate the Name while you trace it in

Hebrew (over the Pentagram, from right to left). The second time, vibrate the Name again, while you trace its Sigil, as shown below. Proclaim: "In the Name of the Lord 'הוהי' [hê-vâv-hê-yòd], of the Archangel 'מוריאל' [mù-rè-êl] of the Angel 'פכיאל' [pâ-kè-êl], and of the Angel of the corresponding fourth House 'כעאל' [kâ-êl], I invoke you, you Forces of the Sign of 'סרטן' [sâr-tân]."




36. Divest yourself of the God Form of Khepra, dressed in yellow-orange with blue-violet trim, while vibrating "Khepra" [kêp-râ].
37. Pierce the center of the Pentagram, and trace a line of white Light as you move to the East.³² Finish the line at the point where the center of the next Pentagram will be.
38. Assume the God Form of Sekhmet, dressed in yellow with violet trim, while vibrating "Sekhmet" [sêk-mêt].

³² Refer to the introductory diagram for this and all subsequent exact positions.

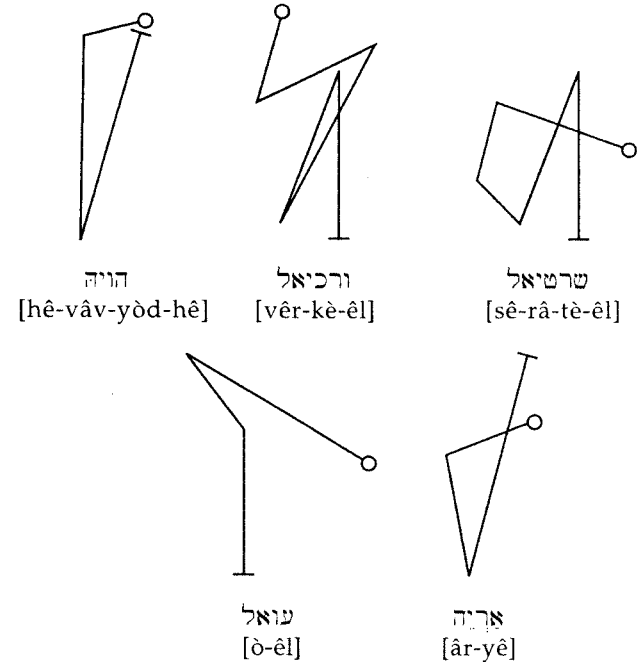


39. Holding your Lotus Wand by the yellow band, trace a yellow Invoking Leo Pentagram, while vibrating "Gebábal" [gê-bâ-bâl]. Trace a violet Leo symbol in its center, while vibrating "הויה" [hê-vâv-yòd-hê]. Project yellow Light through it, using the Sign of the Enterer.




40. Give the LVX Signs, and remain thus for a short time, while you feel the invoked Energies.
41. Raise your arms, reaching outward and slightly upward. Proclaim (and vibrate as indicated): "In the Name of the Lord 'הויה' [hê-vâv-yòd-hê], in the Secret Holy Name of God 'Pdoce' [pê-dò-kê], and of King 'Gebábal' [gê-bâ-bâl], I invoke you, you Archangels and Angels of the Sign, Decans, and Quinants of Leo.
42. Each of the Names in the following Invocation should be vibrated twice. The first time, vibrate the Name while you trace it in

Hebrew (over the Pentagram, from right to left). The second time, vibrate the Name again, while you trace its Sigil, as shown below. Proclaim: "In the Name of the Lord 'הויה' [hê-vâv-yòd-hê], of the Archangel 'ורכיאל' [vêr-kè-êl] of the Angel 'שרטיאל' [sê-râ-tè-êl], and of the Angel of the corresponding fifth House 'עואל' [ò-êl], I invoke you, you Forces of the Sign of 'אריה' [âr-yê]."



43. Divest yourself of the God Form of Sekhmet, dressed in yellow with violet trim, while vibrating "Sekhmet" [sêk-mêt].
44. Pierce the center of the Pentagram, and trace a line of white Light as you move to the South. Finish the line at the point where the center of the next Pentagram will be.
45. Assume the God Form of Isis, dressed in yellow-green with red-violet trim, while vibrating "Isis" [è-sêt].

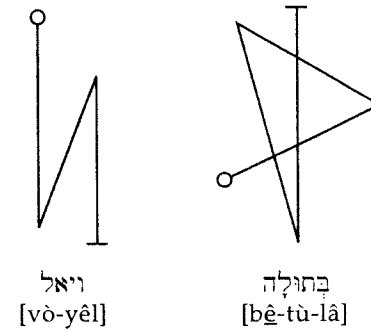
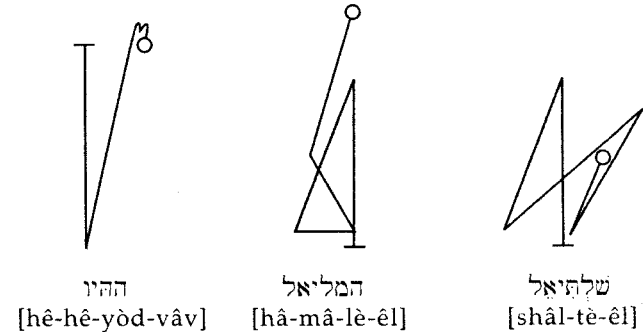


46. Holding your Lotus Wand by the yellow-green band, trace a yellow-green Invoking Virgo Pentagram, while vibrating "Zurchol" [zùr-kòl]. Trace a red-violet Virgo symbol in its center, while vibrating "ההי" [hê-hê-yòd-vâv]. Project yellow-green Light through it, using the Sign of the Enterer.




47. Give the LVX Signs, and remain thus for a short time, while you feel the invoked Energies.
48. Raise your arms, reaching outward and slightly upward. Proclaim (and vibrate as indicated): "In the Name of the Lord 'ההי' [hê-hê-yòd-vâv], in the Secret Holy Name of God 'Hctga' [hêc-tê-gâ], and of King 'Zurchol' [zùr-kòl], I invoke you, you Archangels and Angels of the Sign, Decans, and Quinants of Virgo.
49. Each of the Names in the following Invocation should be vibrated twice. The first time, vibrate the Name while you trace it in Hebrew (over the Pentagram, from right to left). The second time,

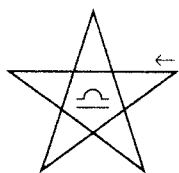
vibrate the Name again, while you trace its Sigil, as shown below. Proclaim: "In the Name of the Lord 'ההי' [hê-hê-yòd-vâv], of the Archangel 'המליאל' [hâ-mâ-lè-êl] of the Angel 'שליאל' [shâl-tè-êl], and of the Angel of the corresponding sixth House 'ויאל' [vò-yêl], I invoke you, you Forces of the Sign of 'בתולה' [bê-tù-lâ]."



50. Divest yourself of the God Form of Isis, dressed in yellow-green with red-violet trim, while vibrating "Isis" [è-sêt].
51. Pierce the center of the Pentagram, and trace a line of white Light as you move to the West. Finish the line at the point where the center of the next Pentagram will be.
52. Assume the God Form of Maat, dressed in green with red trim, while vibrating "Maat" [mâ-ât].



53. Holding your Lotus Wand by the green band, trace a green Invoking Libra Pentagram, while vibrating "Alpúduš" [âl-pù-dùš]. Trace a red Libra symbol in its center, while vibrating "והיה" [vâv-hê-yòd-hê]. Project green Light through it, using the Sign of the Enterer.

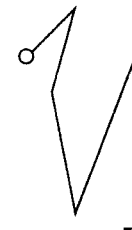


54. Give the LVX Signs, and remain thus for a short time, while you feel the invoked Energies.
55. Raise your arms, reaching outward and slightly upward. Proclaim (and vibrate as indicated): "In the Name of the Lord 'והיה' [vâv-hê-yòd-hê], in the Secret Holy Name of God 'Aozpi' [â-òz-pè], and of King 'Alpúduš' [âl-pù-dùš], I invoke you, you Archangels and Angels of the Sign, Decans, and Quinants of Libra.
56. Each of the Names in the following Invocation should be vibrated twice. The first time, vibrate the Name while you trace it in

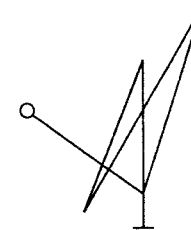
Hebrew (over the Pentagram, from right to left). The second time, vibrate the Name again, while you trace its Sigil, as shown below. Proclaim: "In the Name of the Lord 'והיה' [vâv-hê-yòd-hê], of the Archangel 'זוריאל' [zù-rè-êl] of the Angel 'חדקיאל' [kâ-dâ-kè-êl], and of the Angel of the corresponding seventh House 'יהאל' [yâ-êl], I invoke you, you Forces of the Sign of 'מאזנים' [mòz-ni-èm]."



והיה
[vâv-hê-yòd-hê]



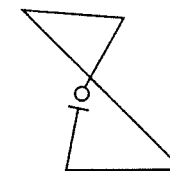
זוריאל
[zù-rè-êl]



חדקיאל
[kâ-dâ-kè-êl]

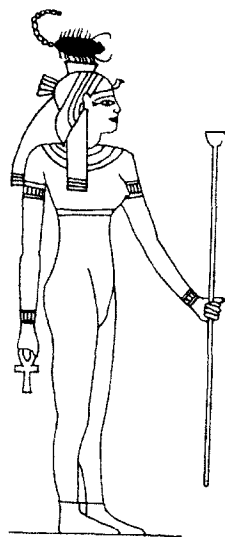


יהאל
[yâ-êl]

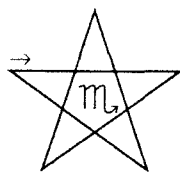


מאזנים
[mòz-ni-èm]

57. Divest yourself of the God Form of Maat, dressed in green with red trim, while vibrating "Maat" [mâ-ât].
58. Pierce the center of the Pentagram, and trace a line of white Light as you move to the North. Finish the line at the point where the center of the next Pentagram will be.
59. Assume the God Form of Serquet, dressed in blue-green with red-orange trim, while vibrating "Serquet" [sêr-kêt].

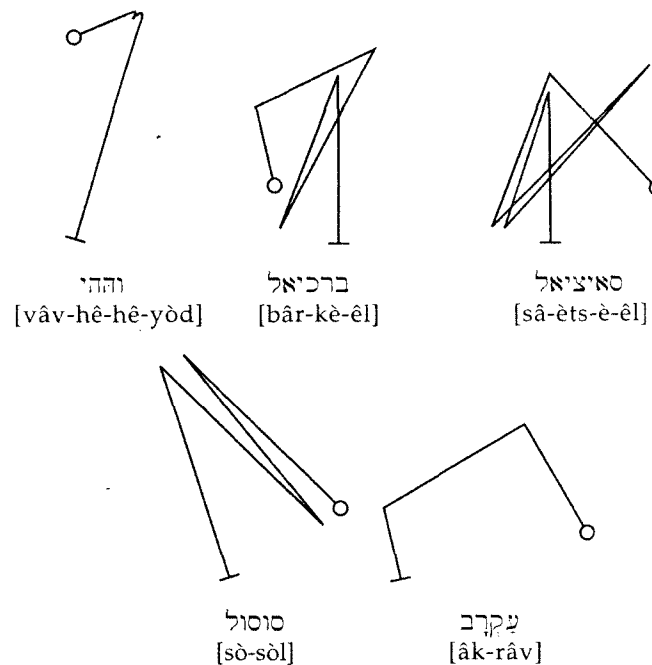


60. Holding your Lotus Wand by the blue-green band, trace a blue-green Invoking Scorpio Pentagram, while vibrating "Cadaámp" [kâ-dâ-âmp]. Trace a red-orange Scorpio symbol in its center, while vibrating "וההי" [vâv-hê-hê-yòd]. Project blue-green Light through it, using the Sign of the Enterer.




61. Give the LVX Signs, and remain thus for a short time, while you feel the invoked Energies.
62. Raise your arms, reaching outward and slightly upward. Proclaim (and vibrate as indicated): "In the Name of the Lord 'וההי' [vâv-hê-hê-yòd], in the Secret Holy Name of God 'Gaiol' [gâ-è-ò], and of King 'Cadaámp' [kâ-dâ-âmp], I invoke you, you Archangels and Angels of the Sign, Decans, and Quinants of Scorpio.
63. Each of the Names in the following Invocation should be vibrated

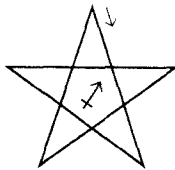
twice. The first time, vibrate the Name while you trace it in Hebrew (over the Pentagram, from right to left). The second time, vibrate the Name again, while you trace its Sigil, as shown below. Proclaim: "In the Name of the Lord 'וההי' [vâv-hê-hê-yòd], of the Archangel 'ברכיאל' [bâr-kè-êl] of the Angel 'סאיציאל' [sâ-êts-è-êl], and of the Angel of the corresponding eighth House 'סוסול' [sò-sòl], I invoke you, you Forces of the Sign of 'עקרבו' [âk-râv]."



64. Divest yourself of the God Form of Serquet, dressed in blue-green with red-orange trim, while vibrating "Serquet" [sêr-kêt].
65. Pierce the center of the Pentagram, and trace a line of white Light as you move to the East. Finish the line at the point where the center of the next Pentagram will be.
66. Assume the God Form of Nephtys, dressed in blue with orange trim, while vibrating "Nephtys" [nê-bêt-kêt].




67. Holding your Lotus Wand by the blue band, trace a blue Invoking Sagittarius Pentagram, while vibrating "Zarzilg" [zâr-zèl-j]. Trace an orange Sagittarius symbol in its center, while vibrating "ויהה" [vâv-yòd-hê-hê]. Project blue Light through it, using the Sign of the Enterer.



68. Give the LVX Signs, and remain thus for a short time, while you feel the invoked Energies.
69. Raise your arms, reaching outward and slightly upward. Proclaim (and vibrate as indicated): "In the Name of the Lord 'ויהה' [vâv-yòd-hê-hê], in the Secret Holy Name of God 'Oip' [ò-èp], and of King 'Zarzilg' [zâr-zèl-j], I invoke you, you Archangels and Angels of the Sign, Decans, and Quinants of Sagittarius.
70. Each of the Names in the following Invocation should be vibrated

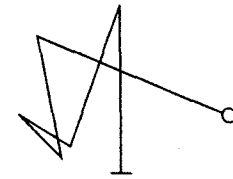
twice. The first time, vibrate the Name while you trace it in Hebrew (over the Pentagram, from right to left). The second time, vibrate the Name again, while you trace its Sigil, as shown below. Proclaim: "In the Name of the Lord 'ויהה' [vâv-yòd-hê-hê], of the Archangel 'אדוכיאל' [âd-vâ-kè-èl] of the Angel 'אל סריש' [sâ-rè-tè-èl], and of the Angel of the corresponding ninth House 'סזיעסאל' [sè-zâ-yâ-sêl], I invoke you, you Forces of the Sign of 'קשה' [kê-shêt]."



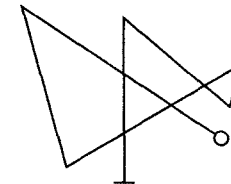
ויהה
[vâv-yòd-hê-hê]



אדוכיאל
[âd-vâ-kè-èl]



סרישיאל
[sâ-rè-tè-èl]




סזיעסאל
[sè-zâ-yâ-sêl]



קשה
[kê-shêt]

71. Divest yourself of the God Form of Nephthys, dressed in blue with orange trim, while vibrating "Nephthys" [nê-bêt-kêt].
72. Pierce the center of the Pentagram, and trace a line of white Light as you move to the South. Finish the line at the point where the center of the next Pentagram will be.
73. Assume the God Form of Ba-Neb-Djedu, dressed in blue-violet with yellow-orange trim, while vibrating "Ba-Neb-Djedu" [bâ-nêb-jê-dù].

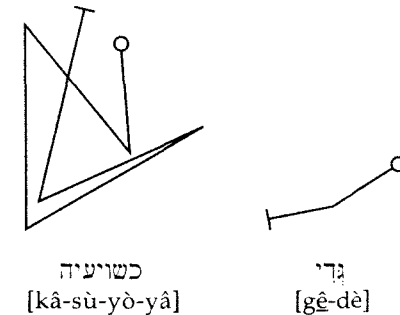
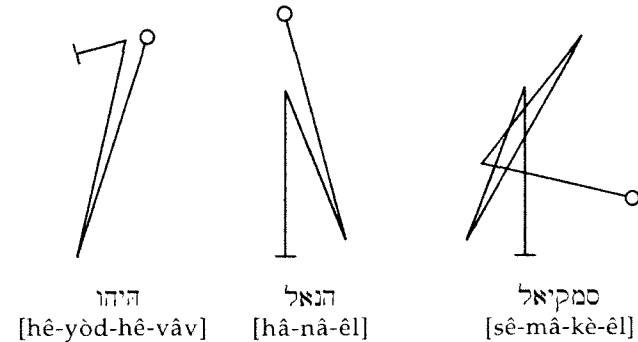


74. Holding your Lotus Wand by the blue-violet band, trace a blue-violet Invoking Capricorn Pentagram, while vibrating "Lavávoth" [lâ-vâ-vòth]. Trace a yellow-orange Capricorn symbol in its center, while vibrating "היהו" [hê-yòd-hê-vâv]. Project blue-violet Light through it, using the Sign of the Enterer.




75. Give the LVX Signs, and remain thus for a short time, while you feel the invoked Energies.
76. Raise your arms, reaching outward and slightly upward. Proclaim (and vibrate as indicated): "In the Name of the Lord 'היהו' [hê-yòd-hê-vâv], in the Secret Holy Name of God 'Mor' [mòr], and of King 'Lavávoth' [lâ-vâ-vòth], I invoke you, you Archangels and Angels of the Sign, Decans, and Quinants of Capricorn.
77. Each of the Names in the following Invocation should be vibrated twice. The first time, vibrate the Name while you trace it in Hebrew (over the Pentagram, from right to left). The second time, vibrate the Name again, while you trace its Sigil, as shown below. Proclaim: "In the Name of the Lord 'היהו' [hê-yòd-hê-vâv], of the Archangel 'הנאל' [hâ-nâ-êl], of the Angel 'סמקיאל' [sê-mâ-kè-êl]

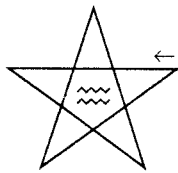
[sê-mâ-kè-êl], and of the Angel of the corresponding tenth House 'כשויעיה' [kâ-sù-yò-yâ], I invoke you, you Forces of the Sign of 'גדי' [gê-dè]."



78. Divest yourself of the God Form of Ba-Neb-Djedu, dressed in blue-violet with yellow-orange trim, while vibrating "Ba-Neb-Djedu" [bâ-nêb-jê-dù].
79. Pierce the center of the Pentagram, and trace a line of white Light as you move to the West. Finish the line at the point where the center of the next Pentagram will be.
80. Assume the God Form of Hapi, dressed in violet with yellow trim, while vibrating "Hapi" [hâ-pè].

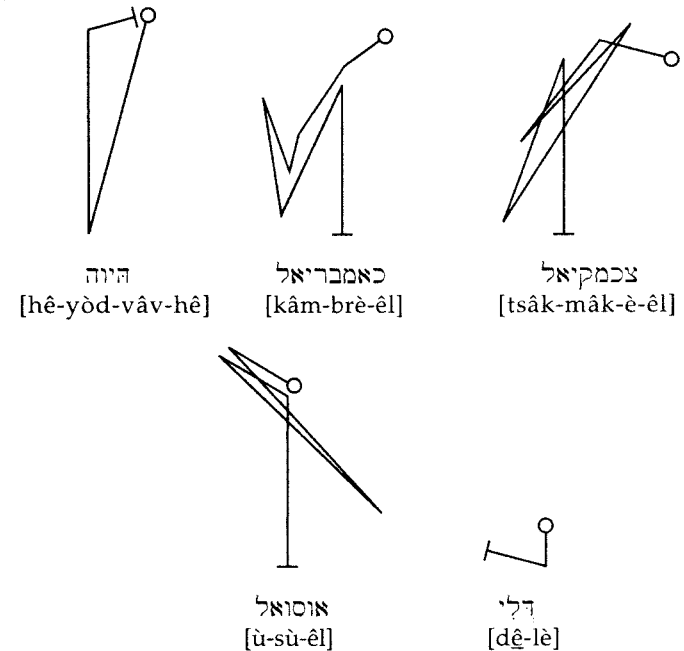


81. Holding your Lotus Wand by the violet band, trace a violet Invoking Aquarius Pentagram, while vibrating "Zínggen" [zèn-gè-jèn]. Trace a yellow Aquarius symbol in its center, while vibrating "הייה" [hê-yòd-vâv-hê]. Project violet Light through it, using the Sign of the Enterer.




82. Give the LVX Signs, and remain thus for a short time, while you feel the invoked Energies.
83. Raise your arms, reaching outward and slightly upward. Proclaim (and vibrate as indicated): "In the Name of the Lord 'הייה' [hê-yòd-vâv-hê], in the Secret Holy Name of God 'Oro' [ò-rò], and of King 'Zínggen' [zèn-gè-jèn], I invoke you, you Archangels and Angels of the Sign, Decans, and Quinants of Aquarius.
84. Each of the Names in the following Invocation should be vibrated

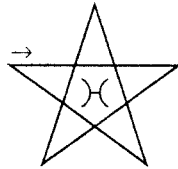
twice. The first time, vibrate the Name while you trace it in Hebrew (over the Pentagram, from right to left). The second time, vibrate the Name again, while you trace its Sigil, as shown below. Proclaim: "In the Name of the Lord 'הייה' [hê-yòd-vâv-hê], of the Archangel 'כאמבריאל' [kâm-brè-êl], of the Angel 'צכמקיאל' [tsâk-mâk-è-êl], and of the Angel of the corresponding eleventh House 'אוסואל' [û-sù-êl], I invoke you, you Forces of the Sign of 'דלי' [dê-lè]."



85. Divest yourself of the God Form of Hapi, dressed in violet with yellow trim, while vibrating "Hapi" [hâ-pè].
86. Pierce the center of the Pentagram, and trace a line of white Light as you move to the North. Finish the line at the point where the center of the next Pentagram will be.
87. Assume the God Form of Anubis, dressed in red-violet with yellow-green trim, while vibrating "Anubis" [în-pù].

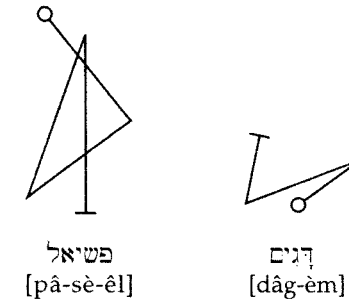
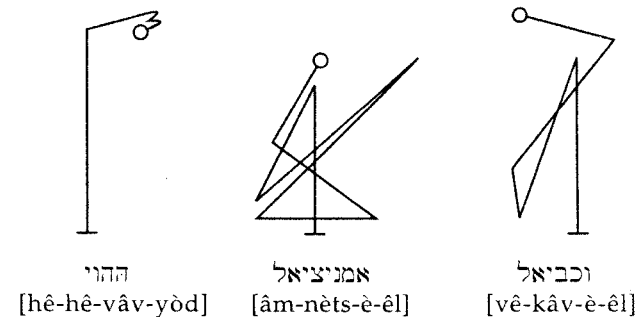


88. Holding your Lotus Wand by the red-violet band, trace a red-violet Invoking Pisces Pentagram, while vibrating "Arfâolg" [âr-fâ-òl-j]. Trace a yellow-green Pisces symbol in center, while vibrating "ההווי" [hê-hê-vâv-yòd]. Project red-violet Light through it, using the Sign of the Enterer.



89. Give the LVX Signs, and remain thus for a short time, while you feel the invoked Energies.
90. Raise your arms, reaching outward and slightly upward. Proclaim (and vibrate as indicated): "In the Name of the Lord 'ההווי' [hê-hê-vâv-yòd], in the Secret Holy Name of God 'Mph' [m-pê-hê], and of King 'Arfâolg' [âr-fâ-òl-j], I invoke you, you Archangels and Angels of the Sign, Decans, and Quinants of Pisces.
91. Each of the Names in the following Invocation should be vibrated twice. The first time, vibrate the Name while you trace it in

Hebrew (over the Pentagram, from right to left). The second time, vibrate the Name again, while you trace its Sigil, as shown below. Proclaim: "In the Name of the Lord 'ההווי' [hê-hê-vâv-yòd], of the Archangel 'אמניציאל' [âm-nèts-è-êl], of the Angel 'וכביאל' [vê-kâv-è-êl], and of the Angel of the corresponding twelfth House 'פשיאל' [pâ-sè-êl], I invoke you, you Forces of the Sign of 'דגים' [dâg-èm]."



92. Divest yourself of the God Form of Anubis, dressed in red-violet with yellow-green trim, while vibrating "Anubis" [în-pù].
93. Pierce the center of the Pentagram, and trace a line of white Light as you move to the East. Complete the Circle by finishing the line in the center of the first Pentagram (i.e., where you began).
94. Go to the West of the Altar, and face East.
95. Vibrate the first Enochian Call as listed in appendix 1, "Enochian Calls" (optional).
96. Extend your arms outward and upward. Proclaim: "I invoke you,

- you Angels of the celestial Spheres, whose dwelling is in the Invisible. You are the Guardians of the Gates of the Universe. May you also be the Guardians of this Mystic Sphere. Keep far removed the Evil and the Unbalanced. Strengthen and inspire me, so that I may preserve unsullied this Abode of the Mysteries of the Eternal Gods. Let my Sphere be pure and holy, so that I may enter in, and become a partaker of, the Light Divine."
97. Give the LVX Signs, and remain thus for a short time, while you feel the invoked Energies.
 98. Go to the Northeast corner of the Circle, and face outward. Extend your arms outward and upward, and proclaim: "The visible Sun is the dispenser of Light to the Earth. Let me form therefore a Vortex in this Chamber, that the invisible Light of the Spirit shall shine therein from above."
 99. Circumambulate three times around the perimeter of the Circle. Imagine Magical Current flowing through you, and visualize a clockwise-spinning Vortex being created as you move. Give the Sign of the Enterer each time that you pass by the Eastern end of the Circle (in the direction you are going, without stopping). Finish in the Northeast.
 100. Go to the West of the Altar, facing East. Perform the Rite of Adoration of the Lord of the Universe.
 101. State clearly the Magical Intentions of the Ritual. For example: "It is the Intention of this Ritual that the Energies of the Zodiac shall be awakened and equilibrated in my Sphere of Sensation ('Aura'), and that I shall eventually attain the Knowledge of, and Conversation with, my Divine Genius ('Holy Guardian Angel')."
 102. Perform the Ritual of the Middle Pillar. This activates and equilibrates the invoked Forces in your Sphere of Sensation (optional).
 103. Skry to the Plane of the invoked Forces (optional). When finished, make a sketch, drawing, or painting of any encountered images or beings, and write a brief description of any visionary experience. This material should be carefully recorded for entry into the Magical Diary.
 104. Perform the Rite of the Magical Eucharist (optional).
 105. Carefully wrap and put away your Lotus Wand, to avoid any accidental dissipation of its charged Force.
 106. Go to the Southeast corner.
 107. Reverse circumambulate three times around the perimeter of the

Circle. As you move, imagine Magical Current flowing through you, and visualize the Vortex of Magical Energy, which you created earlier, reversing and dissipating. Give the Sign of the Enterer each time that you pass by the Eastern end of the Circle (in the direction you are going, without stopping). Finish in the Southeast.

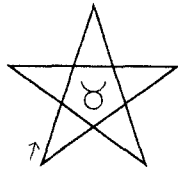
108. Go to the West of the Altar, facing East, and perform the Rite of Adoration of the Lord of the Universe.
109. Divest yourself of any God Forms which may have been assumed during preliminary Invocations (e.g., of the Highest Divine Force).
110. Perform the Supreme Banishing Ritual of the Zodiac.
111. Perform the Lesser Banishing Ritual of the Pentagram.
112. Perform the Lesser Banishing Ritual of the Hexagram.
113. Knock twelve times upon the Altar and proclaim: "I now release any Spirits which may have been imprisoned by this Ritual. Go now, with the Blessings of 'יהיה' [vâv-hê-yòd-hê]. May there always be peace between us, and may you always come when you are called. I now Declare this Ritual duly closed."

Supreme Banishing Ritual of the Zodiac

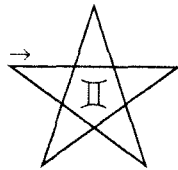
1. Look around, and assure yourself that you will not accidentally banish the charged Force of any consecrated Magical Implements.
2. Stand West of the Altar, facing East. Perform the Rite of the Qabalistic Cross.
3. Pick up your Elemental Banishing Dagger. Go to the Eastern end of the Circle. Stand facing outward.
4. Holding your Lotus Wand by the red band, trace a red Banishing Aries Pentagram, while vibrating "Ólpaged" [òl-pâ-géd]. Trace a green Aries symbol in its center, while vibrating "יהיה" [yòd-hê-vâv-hê]. Project red Light through it, using the Sign of the Enterer. Give the Sign of Silence.




5. Pierce the center of the Pentagram, and trace a line of white Light as you move to the South. Finish the line at the point where the center of the next Pentagram will be.
6. Holding your Lotus Wand by the red-orange band, trace a red-orange Banishing Taurus Pentagram, while vibrating "Zíracah" [zè-râ-câh]. Trace a blue-green Taurus symbol in its center, while vibrating "יהוה" [yòd-hê-hê-vâv]. Project red-orange Light through it, using the Sign of the Enterer. Give the Sign of Silence.




7. Pierce the center of the Pentagram, and trace a line of white Light as you move to the West. Finish the line at the point where the center of the next Pentagram will be.
8. Holding your Lotus Wand by the orange band, trace an orange Banishing Gemini Pentagram, while vibrating "Honónol" [hò-nò-nòl]. Trace a blue Gemini symbol in its center, while vibrating "יהוה" [yòd-vâv-hê-hê]. Project orange Light through it, using the Sign of the Enterer. Give the Sign of Silence.



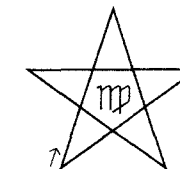
9. Pierce the center of the Pentagram, and trace a line of white Light as you move to the North. Finish the line at the point where the center of the next Pentagram will be.
10. Holding your Lotus Wand by the yellow-orange band, trace a yellow-orange Banishing Cancer Pentagram, while vibrating "Zarnáah" [zâr-nâ-âh]. Trace a blue-violet Cancer symbol in its center, while vibrating "יהוה" [hê-vâv-hê-yòd]. Project yellow-orange Light through it, using the Sign of the Enterer. Give the Sign of Silence.



11. Pierce the center of the Pentagram, and trace a line of white Light as you move to the East. Finish the line at the point where the center of the next Pentagram will be.
12. Holding your Lotus Wand by the yellow band, trace a yellow Banishing Leo Pentagram, while vibrating "Gebábal" [gê-bâ-bâl]. Trace a violet Leo symbol in its center, while vibrating "יהוה" [hê-vâv-yòd-hê]. Project yellow Light through it, using the Sign of the Enterer. Give the Sign of Silence.

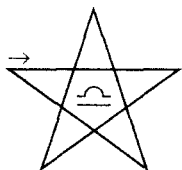


13. Pierce the center of the Pentagram, and trace a line of white Light as you move to the South. Finish the line at the point where the center of the next Pentagram will be.
14. Holding your Lotus Wand by the yellow-green band, trace a yellow-green Banishing Virgo Pentagram, while vibrating "Zurchol" [zür-kòl]. Trace a red-violet Virgo symbol in its center, while vibrating "יהוה" [hê-hê-yòd-vâv]. Project yellow-green Light through it, using the Sign of the Enterer. Give the Sign of Silence.

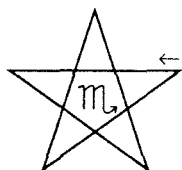


15. Pierce the center of the Pentagram, and trace a line of white Light as you move to the West. Finish the line at the point where the center of the next Pentagram will be.
16. Holding your Lotus Wand by the green band, trace a green Banish-

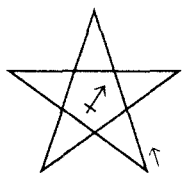
ing Libra Pentagram, while vibrating "Alpúduš" [âl-pù-dùš]. Trace a red Libra symbol in its center, while vibrating "והיה" [vâv-hê-yòd-hê]. Project green Light through it, using the Sign of the Enterer. Give the Sign of Silence.



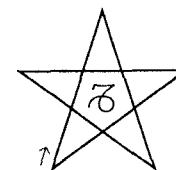
17. Pierce the center of the Pentagram, and trace a line of white Light as you move to the North. Finish the line at the point where the center of the next Pentagram will be.
18. Holding your Lotus Wand by the blue-green band, trace a blue-green Banishing Scorpio Pentagram, while vibrating "Cadaámp" [ká-dâ-âmp]. Trace a red-orange Scorpio symbol in its center, while vibrating "והיה" [vâv-hê-hê-yòd]. Project blue-green Light through it, using the Sign of the Enterer. Give the Sign of Silence.



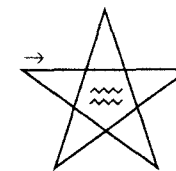
19. Pierce the center of the Pentagram, and trace a line of white Light as you move to the East. Finish the line at the point where the center of the next Pentagram will be.
20. Holding your Lotus Wand by the blue band, trace a blue Banishing Sagittarius Pentagram, while vibrating "Zarzilg" [zâr-zèl-j]. Trace an orange Sagittarius symbol in its center, while vibrating "ויהיה" [vâv-yòd-hê-hê]. Project blue Light through it, using the Sign of the Enterer. Give the Sign of Silence.




21. Pierce the center of the Pentagram, and trace a line of white Light as you move to the South. Finish the line at the point where the center of the next Pentagram will be.
22. Holding your Lotus Wand by the blue-violet band, trace a blue-violet Banishing Capricorn Pentagram, while vibrating "Lavávoth" [lâ-vâ-vòth]. Trace a yellow-orange Capricorn symbol in its center, while vibrating "ויהיה" [hê-yòd-hê-vâv]. Project blue-violet Light through it, using the Sign of the Enterer. Give the Sign of Silence.



23. Pierce the center of the Pentagram, and trace a line of white Light as you move to the West. Finish the line at the point where the center of the next Pentagram will be.
24. Holding your Lotus Wand by the violet band, trace a violet Banishing Aquarius Pentagram, while vibrating "Zínggen" [zèn-gê-jên]. Trace a yellow Aquarius symbol in its center, while vibrating "ויהיה" [hê-yòd-vâv-hê]. Project violet Light through it, using the Sign of the Enterer. Give the Sign of Silence.



25. Pierce the center of the Pentagram, and trace a line of white Light as you move to the North. Finish the line at the point where the center of the next Pentagram will be.
26. Holding your Lotus Wand by the red-violet band, trace a red-violet Banishing Pisces Pentagram, while vibrating "Arfáolg" [âr-fâ-òl-j]. Trace a yellow-green Pisces symbol in its center, while vibrating "ויהיה" [hê-hê-vâv-yòd]. Project red-violet Light through it, using the Sign of the Enterer. Give the Sign of Silence.



27. Pierce the center of the Pentagram, and trace a line of white Light as you move to the East. Complete the Circle by finishing the line in the center of the first Pentagram (i.e., where you began).
28. Go to the West of the Altar, and face East. Perform the Rite of the Qabalistic Cross.

CHAPTER FIVE

*Sephirothic Magic*

"And I saw another mighty angel come down from heaven, clothed with a cloud, and a rainbow was upon his head, and his face was as it were the sun, and his feet pillars of fire, and he had in his hand a little book open. And he set his right foot upon the sea, and his left foot upon the earth, and cried with a loud voice as when a lion roareth" (Revelation 10:1-3).

Greater Invoking Ritual of the Hexagram, Malkuth**Synopsis**

- Altar:** Black Altar cloth, candle, incense, cup of water, Lotus (or Phoenix)¹ Wand (wrapped), Planetary Banishing Dagger, materials for the Rite of the Magical Eucharist (optional).
- Tarot Reference:** The Knaves or Princesses and the tens.
- Colors:** Black flashing with complementary white.
- Scents:** Dittany of Crete (Origanum Dictamnus).

Ritual Precis

1. Perform the Lesser Banishing Ritual of the Pentagram.
2. Perform the Lesser Banishing Ritual of the Hexagram.
3. Perform the Rite of Purification with Water and Consecration with Fire.
4. Unwrap the Lotus Wand.
5. Perform the Rite of the Qabalistic Cross.

¹ Although subsequent texts of Sephirothic Rituals mention only the Lotus Wand, the Phoenix Wand is suitable as well. When employing the Phoenix Wand in Sephirothic Magic, hold it by the white band. When employing the Lotus Wand, hold it by the white band as well.

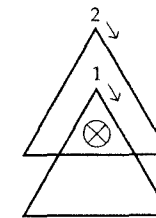
6. Perform an Invocation of the Highest Divine Force.
7. Invoke Malkuth in each of the four Quarters, and over the Altar (assuming the appropriate God Form, using the appropriate Hexagrams and Names). Trace the appropriate Sigils and Hebrew Names over the Altar, while vibrating the Names from the Sephirothic Hierarchy of Malkuth.
8. Circumambulate ten times.
9. Perform the Rite of Adoration of the Lord of the Universe.
10. State all Magical Intentions.
11. Perform the Middle Pillar Ritual (optional).
12. Skry to the corresponding Sephirothic Plane (optional).
13. Perform the Rite of the Magical Eucharist (optional).
14. Wrap the Lotus Wand.
15. Reverse circumambulate ten times.
16. Divest yourself of all God Forms assumed during the Ritual.
17. Perform the Greater Banishing Ritual of the Hexagram for Malkuth, by banishing Malkuth in each of the four Quarters, as well as over the Altar (using the appropriate Hexagrams and Names).
18. Perform the Lesser Banishing Ritual of the Pentagram.
19. Perform the Lesser Banishing Ritual of the Hexagram.
20. Declare the Temple duly closed.

Ritual

1. Go to the Northeast corner. Stand facing outward, away from the Altar. Proclaim: "Hekas, Hekas Este Bebeloi" [hê-kâs hê-kâs ês-tê bê-bê-lòè].
2. Go to the West of the Altar, facing East. Perform the Lesser Banishing Ritual of the Pentagram.
3. Perform the Lesser Banishing Ritual of the Hexagram.
4. Perform the Rite of Purification with Water and Consecration with Fire.
5. Unwrap your Lotus Wand.
6. Perform the Rite of the Qabalistic Cross.
7. Perform an Invocation of the Highest Divine Force.
8. Pick up your Lotus Wand. Assume the God Form of Geb, dressed in black, olive, citrine, and russet with white trim, while vibrating "Geb" [gêb].



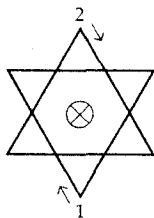
9. Go to the Eastern end of the Circle. Stand facing outward.
10. Holding the Lotus Wand by the white band, trace a black Invoking Malkuth Hexagram (Eastern form) while vibrating "ארטריתא" [â-râ-rè-tâ].² Trace a white Malkuth symbol in its center, while vibrating "אדני הארץ" [â-dò-nì hâ-â-rêts]. Project black Light through it, using the Sign of the Enterer.



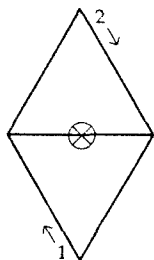
11. Give the LVX Signs.
12. Raise your arms, reaching outward and slightly upward. Proclaim (and vibrate as indicated): "In the Name of the Lord אדני הארץ [â-dò-nì hâ-â-rêts], I invoke you, you Forces of מלכות [mâl-kût]."
13. Pierce the center of the Hexagram, and trace a line of white Light as you move to the South. Finish the line at the point where the center of the next Hexagram will be.

² According to David Godwin, in *Godwin's Cabalistic Encyclopedia* (St. Paul: Llewellyn, 1994), p. 27, "ארטריתא" [â-râ-rè-tâ] is notariqon (an abbreviation) for "Achad Rosh Achdotho Rosh Ichudo Temurahzo Achad," which means "One is his beginning, one is his individuality, his permutation is one."

14. Trace a black Invoking Malkuth Hexagram (Southern form) while vibrating "אררררר" [â-râ-rè-tâ]. Trace a white Malkuth symbol in its center, while vibrating "אדני הארץ" [â-dò-nì hâ-â-rêts]. Project black Light through it, using the Sign of the Enterer.

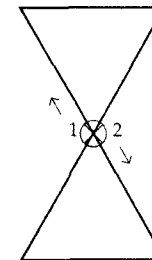


15. Give the LVX Signs.
 16. Raise your arms, reaching outward and slightly upward. Proclaim (and vibrate as indicated): "In the Name of the Lord 'אדני הארץ' [â-dò-nì hâ-â-rêts], I invoke you, you Forces of 'מלכות' [mâl-kût].
 17. Pierce the center of the Hexagram, and trace a line of white Light as you move to the West. Finish the line at the point where the center of the next Hexagram will be.
 18. Trace a black Invoking Malkuth Hexagram (Western form) while vibrating "אררררר" [â-râ-rè-tâ]. Trace a white Malkuth symbol in its center, while vibrating "אדני הארץ" [â-dò-nì hâ-â-rêts]. Project black Light through it, using the Sign of the Enterer.

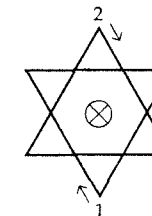


19. Give the LVX Signs.
 20. Raise your arms, reaching outward and slightly upward. Proclaim (and vibrate as indicated): "In the Name of the Lord 'אדני הארץ' [â-dò-nì hâ-â-rêts], I invoke you, you Forces of 'מלכות' [mâl-kût].
 21. Pierce the center of the Hexagram, and trace a line of white Light as you move to the North. Finish the line at the point where the center of the next Hexagram will be.

22. Trace a black Invoking Malkuth Hexagram (Northern form) while vibrating "אררררר" [â-râ-rè-tâ]. Trace a white Malkuth symbol in its center, while vibrating "אדני הארץ" [â-dò-nì hâ-â-rêts]. Project black Light through it, using the Sign of the Enterer.



23. Give the LVX Signs.
 24. Raise your arms, reaching outward and slightly upward. Proclaim (and vibrate as indicated): "In the Name of the Lord 'אדני הארץ' [â-dò-nì hâ-â-rêts], I invoke you, you Forces of 'מלכות' [mâl-kût].
 25. Pierce the center of the Hexagram, and trace a line of white Light as you move to the East. Complete the Circle by finishing the line in the center of the first Hexagram (i.e., where you began).
 26. Go to the West of the Altar, and face East.
 27. Pause and close your eyes for a moment. Visualize again the God Form of Geb which you continue to assume, dressed in black, olive, citrine, and russet with white trim, while vibrating "Geb" [gêb].
 28. Trace a black Invoking Malkuth Hexagram (Supreme form) while vibrating "אררררר" [â-râ-rè-tâ]. Trace a white Malkuth symbol in its center, while vibrating "אדני הארץ" [â-dò-nì hâ-â-rêts]. Project black Light through it, using the Sign of the Enterer.

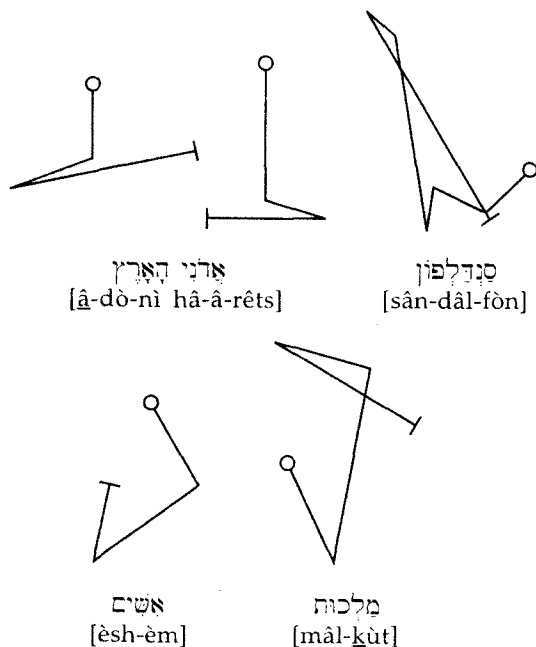


29. Give the LVX Signs.
 30. Raise your arms, reaching outward and slightly upward. Proclaim (and vibrate as indicated): "In the Name of the Lord 'אדני הארץ' [â-dò-nì hâ-â-rêts], I invoke you, you Forces of 'מלכות' [mâl-kût]."

[â-dò-nì hà-â-rêts], I invoke you, you Forces of מַלְכוּת [mâl-kût].

31. Each of the Names in the following Invocation should be vibrated twice. The first time, vibrate the Name while you trace it in Hebrew (over the Hexagram, from right to left). The second time, vibrate the Name again, while you trace its Sigil,³ as shown below.

Proclaim: "In the Name of the Lord אֲדֹנֵי הָאָרֶץ [â-dò-nì hà-â-rêts],⁴ of the Archangel סַנְדַּלְפּוֹן [sân-dâl-fôn], and of the Choir of Angels אֲשֵׁם [èsh-èm], I invoke you, you Forces of מַלְכוּת [mâl-kût]."



32. Extend your arms outward and upward. Proclaim: "I invoke you, you Angels of the celestial Spheres, whose dwelling is in the In-

³ Note that when tracing Sigils, do not trace either the circle or the perpendicular line at the beginning or the end. Trace from the circle, finishing at the perpendicular line. When tracing Sigils for Names with more than one word, the sequence of the Sigils proceeds from right to left as do the words of the Name in Hebrew. Note further that when tracing Hebrew names in the air, all vowel pointation should be omitted.

⁴ The names of the Sephiroth, the Palaces of Assiah, as well as the corresponding names of God, Archangels, and Angels derive from Henry Cornelius Agrippa of Nettesheim (1486?-1535 AD), *Three Books of Occult Philosophy*, trans. James Freake, ed. Donald Tyson (St. Paul: Llewellyn, 1993), pp. 288-289 and pp. 468-469.

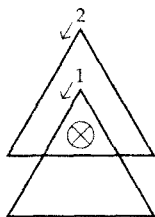
visible. You are the Guardians of the Gates of the Universe. May you also be the Guardians of this Mystic Sphere. Keep far removed the Evil and the Unbalanced. Strengthen and inspire me, so that I may preserve unsullied this Abode of the Mysteries of the Eternal Gods. Let my Sphere be pure and holy, so that I may enter in, and become a partaker of, the Light Divine."

33. Give the LVX Signs, and remain thus for a short time, while you feel the invoked Energies.
34. Go to the Northeast corner of the Circle, and face outward. Extend your arms outward and upward, and proclaim: "The visible Sun is the dispenser of Light to the Earth. Let me form therefore a Vortex in this Chamber, that the invisible Light of the Spirit shall shine therein from above."
35. Circumambulate ten times around the perimeter of the Circle. Imagine Magical Current flowing through you, and visualize a clockwise-spinning Vortex being created as you move. Give the Sign of the Enterer each time that you pass by the Eastern end of the Circle (in the direction you are going, without stopping). Finish in the Northeast.
36. Go to the West of the Altar, facing East. Perform the Rite of Adoration of the Lord of the Universe.
37. State clearly the Magical Intentions of the Ritual. For example: "It is the Intention of this Ritual that the Energies of the Sephirah of Malkuth shall be awakened in my Sphere of Sensation ('Aura'), and that I shall eventually attain the Knowledge of, and Conversation with, my Divine Genius ('Holy Guardian Angel')."
38. Perform the Ritual of the Middle Pillar. This activates and equilibrates the invoked Forces in your Sphere of Sensation (optional).
39. Skry to the Plane of the invoked Forces (optional). When finished, make a sketch, drawing, or painting of any encountered images or beings, and write a brief description of any visionary experience. This material should be carefully recorded for entry into the Magical Diary.
40. Perform the Rite of the Magical Eucharist (optional).
41. Carefully wrap and put away your Lotus Wand, to avoid any accidental dissipation of its charged Force.
42. Go to the Southeast corner.
43. Reverse circumambulate ten times around the perimeter of the Circle. As you move, imagine Magical Current flowing through you, and visualize the Vortex of Magical Energy, which you created earlier, reversing and dissipating. Give the Sign of the Enterer

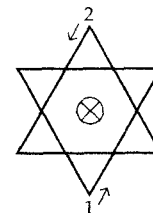
- each time that you pass by the Eastern end of the Circle (in the direction you are going, without stopping). Finish in the Southeast.
44. Go to the West of the Altar, facing East, and perform the Rite of Adoration of the Lord of the Universe.
 45. Pause and close your eyes for a moment. Visualize again the God Form of Geb, dressed in black, olive, citrine, and russet with white trim. Divest yourself of the God Form of Geb, while vibrating "Geb" [gêb]. Likewise divest yourself of any other God Forms which may have been assumed during preliminary Invocations (e.g., of the Highest Divine Force).
 46. Perform the Greater Banishing Ritual of the Hexagram for the Sephirah of Malkuth.
 47. Perform the Lesser Banishing Ritual of the Pentagram.
 48. Perform the Lesser Banishing Ritual of the Hexagram.
 49. Knock ten times upon the Altar and proclaim: "I now release any Spirits which may have been imprisoned by this Ritual. Go now, with the Blessings of אֲדֹנָי הַאֲרֵצִים [â-dò-nì hà-â-rêts]. May there always be peace between us, and may you always come when you are called. I now Declare this Ritual duly closed."

Greater Banishing Ritual of the Hexagram, Malkuth

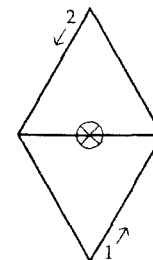
1. Look around, and assure yourself that you will not accidentally banish the charged Force of any consecrated Magical Implements.
2. Stand West of the Altar, facing East. Perform the Rite of the Qabalistic Cross.
3. Pick up your Planetary Banishing Dagger. Go to the Eastern end of the Circle. Stand facing outward.
4. Trace a black Banishing Malkuth Hexagram (Eastern form) while vibrating "אֲרַאֲרֵיָהּ" [â-râ-rè-tâ]. Trace a white Malkuth glyph in its center, while vibrating "אֲדֹנָי הַאֲרֵצִים" [â-dò-nì hà-â-rêts]. Project black Light through it, using the Sign of the Enterer. Give the Sign of Silence.



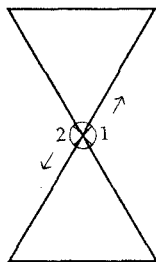
5. Pierce the center of the Hexagram, and trace a line of white Light as you move to the South. Finish the line at the point where the center of the next Hexagram will be.
6. Trace a black Banishing Malkuth Hexagram (Southern form) while vibrating "אֲרַאֲרֵיָהּ" [â-râ-rè-tâ]. Trace a white Malkuth glyph in its center, while vibrating "אֲדֹנָי הַאֲרֵצִים" [â-dò-nì hà-â-rêts]. Project black Light through it, using the Sign of the Enterer. Give the Sign of Silence.



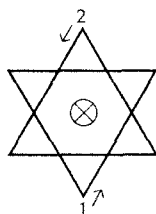
7. Pierce the center of the Hexagram, and trace a line of white Light as you move to the West. Finish the line at the point where the center of the next Hexagram will be.
8. Trace a black Banishing Malkuth Hexagram (Western form) while vibrating "אֲרַאֲרֵיָהּ" [â-râ-rè-tâ]. Trace a white Malkuth glyph in its center, while vibrating "אֲדֹנָי הַאֲרֵצִים" [â-dò-nì hà-â-rêts]. Project black Light through it, using the Sign of the Enterer. Give the Sign of Silence.



9. Pierce the center of the Hexagram, and trace a line of white Light as you move to the North. Finish the line at the point where the center of the next Hexagram will be.
10. Trace a black Banishing Malkuth Hexagram (Northern form) while vibrating "אֲרַאֲרֵיָהּ" [â-râ-rè-tâ]. Trace a white Malkuth glyph in its center, while vibrating "אֲדֹנָי הַאֲרֵצִים" [â-dò-nì hà-â-rêts]. Project black Light through it, using the Sign of the Enterer. Give the Sign of Silence.



11. Pierce the center of the Hexagram, and trace a line of white Light as you move to the East. Complete the Circle by finishing the line in the center of the first Hexagram (i.e., where you began).
12. Go to the West of the Altar and face East.
13. Trace a black Banishing Malkuth Hexagram (Supreme form) while vibrating "אָרְרִי'תָא" [â-râ-rè-tâ]. Trace a white Malkuth glyph in its center, while vibrating "אָדֹנֵי הָאֲרֵטִים" [â-dò-nì hâ-â-rêts]. Project black Light through it, using the Sign of the Enterer.



14. Go to the West of the Altar, facing East. Perform the Analysis of the Key Word in closing.

Greater Invoking Ritual of the Hexagram, Yesod

Synopsis

Altar: Violet Altar cloth, candle, incense, cup of water, Lotus Wand (wrapped), Planetary Banishing Dagger, materials for the Rite of the Magical Eucharist (optional).

Tarot Reference: The nines.

Colors: Violet flashing with complementary yellow.

Scents: Jasmine, ginseng, all odiferous roots.

Ritual Precis

1. Perform the Lesser Banishing Ritual of the Pentagram.
2. Perform the Lesser Banishing Ritual of the Hexagram.
3. Perform the Rite of Purification with Water and Consecration with Fire.
4. Unwrap the Lotus Wand.
5. Perform the Rite of the Qabalistic Cross.
6. Perform an Invocation of the Highest Divine Force.
7. Invoke Yesod in each of the four Quarters, and over the Altar (assuming the appropriate God Form, using the appropriate Hexagrams and Names). Trace the appropriate Sigils and Hebrew Names over the Altar, while vibrating the Names from the Sephirothic Hierarchy of Yesod.
8. Circumambulate nine times.
9. Perform the Rite of Adoration of the Lord of the Universe.
10. State all Magical Intentions.
11. Perform the Middle Pillar Ritual (optional).
12. Skry to the corresponding Sephirothic Plane (optional).
13. Perform the Rite of the Magical Eucharist (optional).
14. Wrap the Lotus Wand.
15. Reverse circumambulate nine times.
16. Divest yourself of all God Forms assumed during the Ritual.
17. Perform the Greater Banishing Ritual of the Hexagram for Yesod, by banishing Yesod in each of the four Quarters, as well as over the Altar (using the appropriate Hexagrams and Names).
18. Perform the Lesser Banishing Ritual of the Pentagram.
19. Perform the Lesser Banishing Ritual of the Hexagram.
20. Declare the Temple duly closed.

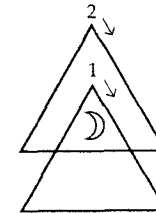
Ritual

1. Go to the Northeast corner. Stand facing outward, away from the Altar. Proclaim: "Hekas, Hekas Este Bebeloi" [hê-kâs hê-kâs ês-tê bê-bê-lòè].
2. Go to the West of the Altar, facing East. Perform the Lesser Banishing Ritual of the Pentagram.
3. Perform the Lesser Banishing Ritual of the Hexagram.
4. Perform the Rite of Purification with Water and Consecration with Fire.
5. Unwrap your Lotus Wand.
6. Perform the Rite of the Qabalistic Cross.
7. Perform an Invocation of the Highest Divine Force.
8. Pick up your Lotus Wand. Assume the God Form of Shu, dressed in violet with yellow trim, while vibrating "Shu" [shù].

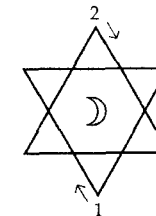


9. Go to the Eastern end of the Circle. Stand facing outward.
10. Holding the Lotus Wand by the white band, trace a violet Invoking Yesod Hexagram (Eastern form) while vibrating "ארריתא" [â-râ-rè-tâ]. Trace a yellow Lunar glyph⁵ in its center, while vibrating "שדי אל חי" [shâ-dî êl kî]. Project violet Light through it, using the Sign of the Enterer.

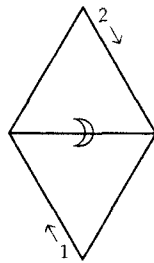
⁵ Note that the correct form of this Glyph changes with the phases of the moon. Employ ☽ when the Moon is waxing, Employ ☾ for the waning Moon, ☉ at the time of the full Moon, and ☿ at the time of the new Moon. Use these alternating forms whenever possible. As a last resort, use ☽ as a default form, although this is technically incorrect and should be avoided.



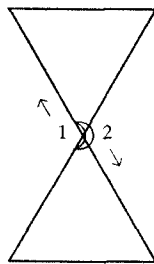
11. Give the LVX Signs.
12. Raise your arms, reaching outward and slightly upward. Proclaim (and vibrate as indicated): "In the Name of the Lord 'שדי אל חי' [shâ-dî êl kî], I invoke you, you Forces of 'יסוד' [yê-sòd].
13. Pierce the center of the Hexagram, and trace a line of white Light as you move to the South. Finish the line at the point where the center of the next Hexagram will be.
14. Trace a violet Invoking Yesod Hexagram (Southern form) while vibrating "ארריתא" [â-râ-rè-tâ]. Trace a yellow Lunar glyph in its center, while vibrating "שדי אל חי" [shâ-dî êl kî]. Project violet Light through it, using the Sign of the Enterer.



15. Give the LVX Signs.
16. Raise your arms, reaching outward and slightly upward. Proclaim (and vibrate as indicated): "In the Name of the Lord 'שדי אל חי' [shâ-dî êl kî], I invoke you, you Forces of 'יסוד' [yê-sòd].
17. Pierce the center of the Hexagram, and trace a line of white Light as you move to the West. Finish the line at the point where the center of the next Hexagram will be.
18. Trace a violet Invoking Yesod Hexagram (Western form) while vibrating "ארריתא" [â-râ-rè-tâ]. Trace a yellow Lunar glyph in its center, while vibrating "שדי אל חי" [shâ-dî êl kî]. Project violet Light through it, using the Sign of the Enterer.



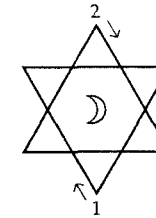
19. Give the LVX Signs.
20. Raise your arms, reaching outward and slightly upward. Proclaim (and vibrate as indicated): "In the Name of the Lord 'שְׁדֵי אֵל הַי' [shâ-di êl kî], I invoke you, you Forces of 'יְסוּד' [yê-sòd]."
21. Pierce the center of the Hexagram, and trace a line of white Light as you move to the North. Finish the line at the point where the center of the next Hexagram will be.
22. Trace a violet Invoking Yesod Hexagram (Northern form) while vibrating "אַרְאֵרִיחָא" [â-râ-rè-tâ]. Trace a yellow Lunar glyph in its center, while vibrating "שְׁדֵי אֵל הַי" [shâ-di êl kî]. Project violet Light through it, using the Sign of the Enterer.



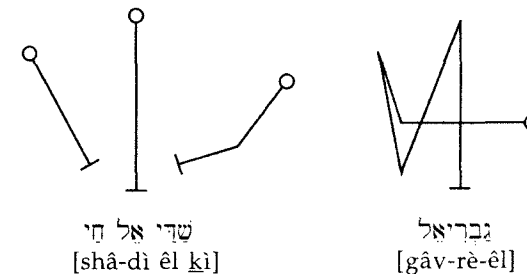
23. Give the LVX Signs.
24. Raise your arms, reaching outward and slightly upward. Proclaim (and vibrate as indicated): "In the Name of the Lord 'שְׁדֵי אֵל הַי' [shâ-di êl kî], I invoke you, you Forces of 'יְסוּד' [yê-sòd]."
25. Pierce the center of the Hexagram, and trace a line of white Light as you move to the East. Complete the Circle by finishing the line in the center of the first Hexagram (i.e., where you began).
26. Go to the West of the Altar, and face East.
27. Pause and close your eyes for a moment. Visualize again the God Form of Shu which you continue to assume, dressed in violet with

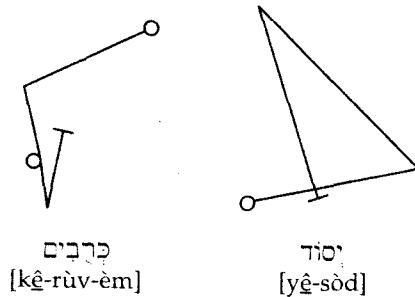
yellow trim, while vibrating "Shu" [shù].

28. Trace a violet Invoking Yesod Hexagram (Supreme form) while vibrating "אַרְאֵרִיחָא" [â-râ-rè-tâ]. Trace a yellow Lunar glyph in its center, while vibrating "שְׁדֵי אֵל הַי" [shâ-di êl kî]. Project violet Light through it, using the Sign of the Enterer.



29. Give the LVX Signs.
30. Raise your arms, reaching outward and slightly upward. Proclaim (and vibrate as indicated): "In the Name of the Lord 'שְׁדֵי אֵל הַי' [shâ-di êl kî], I invoke you, you Forces of 'יְסוּד' [yê-sòd]."
31. Each of the Names in the following Invocation should be vibrated twice. The first time, vibrate the Name while you trace it in Hebrew (over the Hexagram, from right to left). The second time, vibrate the Name again, while you trace its Sigil, as shown below. Proclaim: "In the Name of the Lord 'שְׁדֵי אֵל הַי' [shâ-di êl kî], of the Archangel 'גַּבְרִיאֵל' [gâv-rè-êl], and of the Choir of Angels 'כְּרַבִּיּוֹת' [kê-rùv-èm], I invoke you, you Forces of 'יְסוּד' [yê-sòd]."





32. Extend your arms outward and upward. Proclaim: "I invoke you, you Angels of the celestial Spheres, whose dwelling is in the Invisible. You are the Guardians of the Gates of the Universe. May you also be the Guardians of this Mystic Sphere. Keep far removed the Evil and the Unbalanced. Strengthen and inspire me, so that I may preserve unsullied this Abode of the Mysteries of the Eternal Gods. Let my Sphere be pure and holy, so that I may enter in, and become a partaker of, the Light Divine."
33. Give the LVX Signs, and remain thus for a short time, while you feel the invoked Energies.
34. Go to the Northeast corner of the Circle, and face outward. Extend your arms outward and upward, and proclaim: "The visible Sun is the dispenser of Light to the Earth. Let me form therefore a Vortex in this Chamber, that the invisible Light of the Spirit shall shine therein from above."
35. Circumambulate nine times around the perimeter of the Circle. Imagine Magical Current flowing through you, and visualize a clockwise-spinning Vortex being created as you move. Give the Sign of the Enterer each time that you pass by the Eastern end of the Circle (in the direction you are going, without stopping). Finish in the Northeast.
36. Go to the West of the Altar, facing East. Perform the Rite of Adoration of the Lord of the Universe.
37. State clearly the Magical Intentions of the Ritual. For example: "It is the Intention of this Ritual that the Energies of the Sephirah of Yesod shall be awakened in my Sphere of Sensation ('Aura'), and that I shall eventually attain the Knowledge of, and Conversation with, my Divine Genius ('Holy Guardian Angel')."
38. Perform the Ritual of the Middle Pillar. This activates and

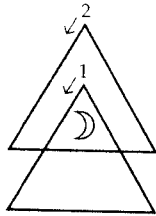
equilibrates the invoked Forces in your Sphere of Sensation (optional).

39. Skry to the Plane of the invoked Forces (optional). When finished, make a sketch, drawing, or painting of any encountered images or beings, and write a brief description of any visionary experience. This material should be carefully recorded for entry into the Magical Diary.
40. Perform the Rite of the Magical Eucharist (optional).
41. Carefully wrap and put away your Lotus Wand, to avoid any accidental dissipation of its charged Force.
42. Go to the Southeast corner.
43. Reverse circumambulate nine times around the perimeter of the Circle. As you move, imagine Magical Current flowing through you, and visualize the Vortex of Magical Energy, which you created earlier, reversing and dissipating. Give the Sign of the Enterer each time that you pass by the Eastern end of the Circle (in the direction you are going, without stopping). Finish in the Southeast.
44. Go to the West of the Altar, facing East, and perform the Rite of Adoration of the Lord of the Universe.
45. Pause and close your eyes for a moment. Visualize again the God Form of Shu, dressed in violet with yellow trim. Divest yourself of the God Form of Shu, while vibrating "Shu" [shù]. Likewise divest yourself of any other God Forms which may have been assumed during preliminary Invocations (e.g., of the Highest Divine Force).
46. Perform the Greater Banishing Ritual of the Hexagram for the Sephirah of Yesod.
47. Perform the Lesser Banishing Ritual of the Pentagram.
48. Perform the Lesser Banishing Ritual of the Hexagram.
49. Knock nine times upon the Altar and proclaim: "I now release any Spirits which may have been imprisoned by this Ritual. Go now, with the Blessings of 'שְׂדֵי אֵלֵי הַ' [shâ-di êl ki]. May there always be peace between us, and may you always come when you are called. I now Declare this Ritual duly closed."

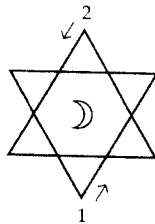
Greater Banishing Ritual of the Hexagram, Yesod

1. Look around, and assure yourself that you will not accidentally banish the charged Force of any consecrated Magical Implements.
2. Stand West of the Altar, facing East. Perform the Rite of the Qabalistic Cross.

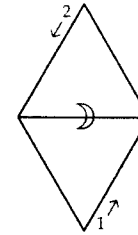
3. Pick up your Planetary Banishing Dagger. Go to the Eastern end of the Circle. Stand facing outward.
4. Trace a violet Banishing Yesod Hexagram (Eastern form) while vibrating "אֶרְאֵהוּ" [â-râ-rè-tâ]. Trace a yellow Lunar glyph in its center, while vibrating "שְׁדֵי אֵל קִי" [shâ-dî êl kî]. Project violet Light through it, using the Sign of the Enterer. Give the Sign of Silence.



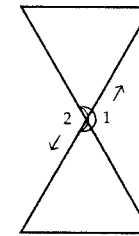
5. Pierce the center of the Hexagram, and trace a line of white Light as you move to the South. Finish the line at the point where the center of the next Hexagram will be.
6. Trace a violet Banishing Yesod Hexagram (Southern form) while vibrating "אֶרְאֵהוּ" [â-râ-rè-tâ]. Trace a yellow Lunar glyph in its center, while vibrating "שְׁדֵי אֵל קִי" [shâ-dî êl kî]. Project violet Light through it, using the Sign of the Enterer. Give the Sign of Silence.



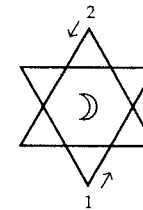
7. Pierce the center of the Hexagram, and trace a line of white Light as you move to the West. Finish the line at the point where the center of the next Hexagram will be.
8. Trace a violet Banishing Yesod Hexagram (Western form) while vibrating "אֶרְאֵהוּ" [â-râ-rè-tâ]. Trace a yellow Lunar glyph in its center, while vibrating "שְׁדֵי אֵל קִי" [shâ-dî êl kî]. Project violet Light through it, using the Sign of the Enterer. Give the Sign of Silence.



9. Pierce the center of the Hexagram, and trace a line of white Light as you move to the North. Finish the line at the point where the center of the next Hexagram will be.
10. Trace a violet Banishing Yesod Hexagram (Northern form) while vibrating "אֶרְאֵהוּ" [â-râ-rè-tâ]. Trace a yellow Lunar glyph in its center, while vibrating "שְׁדֵי אֵל קִי" [shâ-dî êl kî]. Project violet Light through it, using the Sign of the Enterer. Give the Sign of Silence.



11. Pierce the center of the Hexagram, and trace a line of white Light as you move to the East. Complete the Circle by finishing the line in the center of the first Hexagram (i.e., where you began).
12. Go to the West of the Altar and face East.
13. Trace a violet Banishing Yesod Hexagram (Supreme form) while vibrating "אֶרְאֵהוּ" [â-râ-rè-tâ]. Trace a yellow Lunar glyph in its center, while vibrating "שְׁדֵי אֵל קִי" [shâ-dî êl kî]. Project violet Light through it, using the Sign of the Enterer.



- Go to the West of the Altar, facing East. Perform the Analysis of the Key Word in closing.

Greater Invoking Ritual of the Hexagram, Hod

Synopsis

Altar: Orange Altar cloth, candle, incense, cup of water, Lotus Wand (wrapped), Planetary Banishing Dagger, materials for the Rite of the Magical Eucharist (optional).

Tarot Reference: The eights.

Colors: Orange flashing with complementary blue.

Scents: Storax.


Ritual Precis

- Perform the Lesser Banishing Ritual of the Pentagram.
- Perform the Lesser Banishing Ritual of the Hexagram.
- Perform the Rite of Purification with Water and Consecration with Fire.
- Unwrap the Lotus Wand.
- Perform the Rite of the Qabalistic Cross.
- Perform an Invocation of the Highest Divine Force.
- Invoke Hod in each of the four Quarters, and over the Altar (assuming the appropriate God Form, using the appropriate Hexagrams and Names). Trace the appropriate Sigils and Hebrew Names over the Altar, while vibrating the Names from the Sephirothic Hierarchy of Hod.
- Circumambulate eight times.
- Perform the Rite of Adoration of the Lord of the Universe.
- State all Magical Intentions.
- Perform the Middle Pillar Ritual (optional).
- Skry to the corresponding Sephirothic Plane (optional).
- Perform the Rite of the Magical Eucharist (optional).
- Wrap the Lotus Wand.
- Reverse circumambulate eight times.
- Divest yourself of all God Forms assumed during the Ritual.
- Perform the Greater Banishing Ritual of the Hexagram for Hod, by banishing Hod in each of the four Quarters, as well as over the Altar (using the appropriate Hexagrams and Names).
- Perform the Lesser Banishing Ritual of the Pentagram.

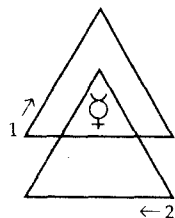
- Perform the Lesser Banishing Ritual of the Hexagram.
- Declare the Temple duly closed.

Ritual

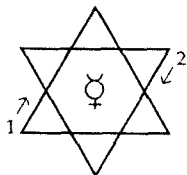
- Go to the Northeast corner. Stand facing outward, away from the Altar. Proclaim: "Hekas, Hekas Este Bebeloi" [hê-kâs hê-kâs ês-tê bê-bê-lòè].
- Go to the West of the Altar, facing East. Perform the Lesser Banishing Ritual of the Pentagram.
- Perform the Lesser Banishing Ritual of the Hexagram.
- Perform the Rite of Purification with Water and Consecration with Fire.
- Unwrap your Lotus Wand.
- Perform the Rite of the Qabalistic Cross.
- Perform an Invocation of the Highest Divine Force.
- Pick up your Lotus Wand. Assume the God Form of Anubis, dressed in orange with blue trim, while vibrating "Anubis" [în-pù].



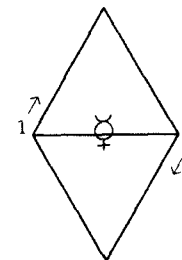
- Go to the Eastern end of the Circle. Stand facing outward.
- Holding the Lotus Wand by the white band, trace an orange Invoking Hod Hexagram (Eastern form) while vibrating "אָרַרְיָהּ" [â-râ-rè-tâ]. Trace a blue Mercury glyph in its center, while vibrating "אֱלֹהִים צְבֹאוֹת" [ê-lò-hèm tsêv-â-òt]. Project orange Light through it, using the Sign of the Enterer.



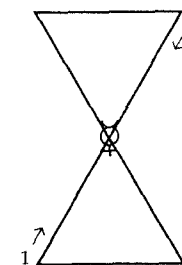
11. Give the LVX Signs.
12. Raise your arms, reaching outward and slightly upward. Proclaim (and vibrate as indicated): "In the Name of the Lord 'אֱלֹהִים צְבָאוֹת' [ê-lò-hèm tsêv-â-òt], I invoke you, you Forces of 'הוֹד' [hòd].
13. Pierce the center of the Hexagram, and trace a line of white Light as you move to the South. Finish the line at the point where the center of the next Hexagram will be.
14. Trace an orange Invoking Hod Hexagram (Southern form) while vibrating "אֶרְאִיחָא" [â-râ-rè-tâ]. Trace a blue Mercury glyph in its center, while vibrating "אֱלֹהִים צְבָאוֹת" [ê-lò-hèm tsêv-â-òt]. Project orange Light through it, using the Sign of the Enterer.



15. Give the LVX Signs.
16. Raise your arms, reaching outward and slightly upward. Proclaim (and vibrate as indicated): "In the Name of the Lord 'אֱלֹהִים צְבָאוֹת' [ê-lò-hèm tsêv-â-òt], I invoke you, you Forces of 'הוֹד' [hòd].
17. Pierce the center of the Hexagram, and trace a line of white Light as you move to the West. Finish the line at the point where the center of the next Hexagram will be.
18. Trace an orange Invoking Hod Hexagram (Western form) while vibrating "אֶרְאִיחָא" [â-râ-rè-tâ]. Trace a blue Mercury glyph in its center, while vibrating "אֱלֹהִים צְבָאוֹת" [ê-lò-hèm tsêv-â-òt]. Project orange Light through it, using the Sign of the Enterer.



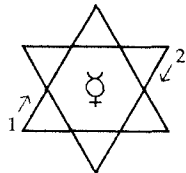
19. Give the LVX Signs.
20. Raise your arms, reaching outward and slightly upward. Proclaim (and vibrate as indicated): "In the Name of the Lord 'אֱלֹהִים צְבָאוֹת' [ê-lò-hèm tsêv-â-òt], I invoke you, you Forces of 'הוֹד' [hòd].
21. Pierce the center of the Hexagram, and trace a line of white Light as you move to the North. Finish the line at the point where the center of the next Hexagram will be.
22. Trace an orange Invoking Hod Hexagram (Northern form) while vibrating "אֶרְאִיחָא" [â-râ-rè-tâ]. Trace a blue Mercury glyph in its center, while vibrating "אֱלֹהִים צְבָאוֹת" [ê-lò-hèm tsêv-â-òt]. Project orange Light through it, using the Sign of the Enterer.



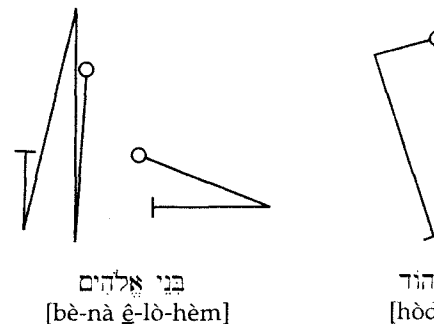
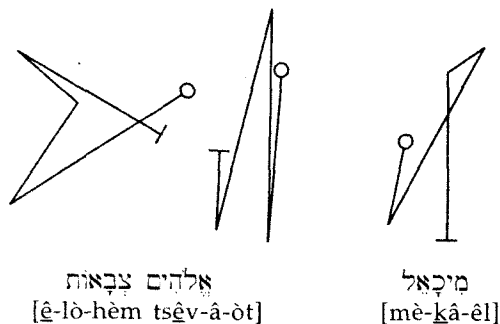
23. Give the LVX Signs.
24. Raise your arms, reaching outward and slightly upward. Proclaim (and vibrate as indicated): "In the Name of the Lord 'אֱלֹהִים צְבָאוֹת' [ê-lò-hèm tsêv-â-òt], I invoke you, you Forces of 'הוֹד' [hòd].
25. Pierce the center of the Hexagram, and trace a line of white Light as you move to the East. Complete the Circle by finishing the line in the center of the first Hexagram (i.e., where you began).
26. Go to the West of the Altar, and face East.
27. Pause and close your eyes for a moment. Visualize again the God Form of Anubis which you continue to assume, dressed in orange

with blue trim, while vibrating "Anubis" [in-pù].

28. Trace an orange Invoking Hod Hexagram (Supreme form) while vibrating "אֱלֹהִים צְבָאוֹת" [â-râ-rè-tâ]. Trace a blue Mercury glyph in its center, while vibrating "אֱלֹהִים צְבָאוֹת" [ê-lò-hèm tsêv-â-òt]. Project orange Light through it, using the Sign of the Enterer.



29. Give the LVX Signs.
 30. Raise your arms, reaching outward and slightly upward. Proclaim (and vibrate as indicated): "In the Name of the Lord 'אֱלֹהִים צְבָאוֹת' [ê-lò-hèm tsêv-â-òt], I invoke you, you Forces of 'הוֹד' [hòd]."
 31. Each of the Names in the following Invocation should be vibrated twice. The first time, vibrate the Name while you trace it in Hebrew (over the Hexagram, from right to left). The second time, vibrate the Name again, while you trace its Sigil, as shown below. Proclaim: "In the Name of the Lord 'אֱלֹהִים צְבָאוֹת' [ê-lò-hèm tsêv-â-òt], of the Archangel 'מִיכָאֵל' [mè-kâ-él], and of the Choir of Angels 'בְּנֵי אֱלֹהִים' [bè-nà ê-lò-hèm], I invoke you, you Forces of 'הוֹד' [hòd]."



32. Extend your arms outward and upward. Proclaim: "I invoke you, you Angels of the celestial Spheres, whose dwelling is in the Invisible. You are the Guardians of this Mystic Sphere. Keep far removed the Evil and the Unbalanced. Strengthen and inspire me, so that I may preserve unsullied this Abode of the Mysteries of the Eternal Gods. Let my Sphere be pure and holy, so that I may enter in, and become a partaker of, the Light Divine."
 33. Give the LVX Signs, and remain thus for a short time, while you feel the invoked Energies.
 34. Go to the Northeast corner of the Circle, and face outward. Extend your arms outward and upward, and proclaim: "The visible Sun is the dispenser of Light to the Earth. Let me form therefore a Vortex in this Chamber, that the invisible Light of the Spirit shall shine therein from above."
 35. Circumambulate eight times around the perimeter of the Circle. Imagine Magical Current flowing through you, and visualize a clockwise-spinning Vortex being created as you move. Give the Sign of the Enterer each time that you pass by the Eastern end of the Circle (in the direction you are going, without stopping). Finish in the Northeast.
 36. Go to the West of the Altar, facing East. Perform the Rite of Adoration of the Lord of the Universe.
 37. State clearly the Magical Intentions of the Ritual. For example: "It is the Intention of this Ritual that the Energies of the Sephirah of Hod shall be awakened in my Sphere of Sensation ('Aura'), and that I shall eventually attain the Knowledge of, and Conversation with, my Divine Genius ('Holy Guardian Angel')."
 38. Perform the Ritual of the Middle Pillar. This activates and equilibrates the invoked Forces in your Sphere of Sensation (optional).

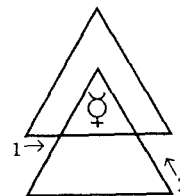
39. Skry to the Plane of the invoked Forces (optional). When finished, make a sketch, drawing, or painting of any encountered images or beings, and write a brief description of any visionary experience. This material should be carefully recorded for entry into the Magical Diary.
40. Perform the Rite of the Magical Eucharist (optional).
41. Carefully wrap and put away your Lotus Wand, to avoid any accidental dissipation of its charged Force.
42. Go to the Southeast corner.
43. Reverse circumambulate eight times around the perimeter of the Circle. As you move, imagine Magical Current flowing through you, and visualize the Vortex of Magical Energy, which you created earlier, reversing and dissipating. Give the Sign of the Enterer each time that you pass by the Eastern end of the Circle (in the direction you are going, without stopping). Finish in the Southeast.
44. Go to the West of the Altar, facing East, and perform the Rite of Adoration of the Lord of the Universe.
45. Pause and close your eyes for a moment. Visualize again the God Form of Anubis, dressed in orange with blue trim. Divest yourself of the God Form of Anubis, while vibrating "Anubis" [în-pù]. Likewise divest yourself of any other God Forms which may have been assumed during preliminary Invocations (e.g., of the Highest Divine Force).
46. Perform the Greater Banishing Ritual of the Hexagram for the Sefirah of Hod.
47. Perform the Lesser Banishing Ritual of the Pentagram.
48. Perform the Lesser Banishing Ritual of the Hexagram.
49. Knock eight times upon the Altar and proclaim: "I now release any Spirits which may have been imprisoned by this Ritual. Go now, with the Blessings of 'אֱלֹהִים צְבָאוֹת" [ê-lò-hèm tsêv-â-òt]. May there always be peace between us, and may you always come when you are called. I now Declare this Ritual duly closed."

Greater Banishing Ritual of the Hexagram, Hod

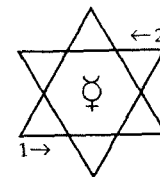
1. Look around, and assure yourself that you will not accidentally banish the charged Force of any consecrated Magical Implements.
2. Stand West of the Altar, facing East. Perform the Rite of the Qabalistic Cross.
3. Pick up your Planetary Banishing Dagger. Go to the Eastern end of

the Circle. Stand facing outward.

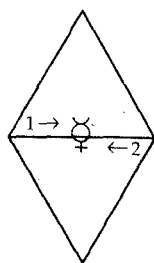
4. Trace an orange Banishing Hod Hexagram (Eastern form) while vibrating "אר אר יהא" [â-râ-rè-tâ]. Trace a blue Mercury glyph in its center, while vibrating "אֱלֹהִים צְבָאוֹת" [ê-lò-hèm tsêv-â-òt]. Project orange Light through it, using the Sign of the Enterer. Give the Sign of Silence.



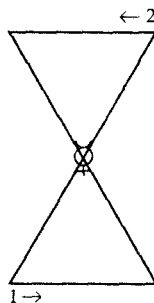
5. Pierce the center of the Hexagram, and trace a line of white Light as you move to the South. Finish the line at the point where the center of the next Hexagram will be.
6. Trace an orange Banishing Hod Hexagram (Southern form) while vibrating "אר אר יהא" [â-râ-rè-tâ]. Trace a blue Mercury glyph in its center, while vibrating "אֱלֹהִים צְבָאוֹת" [ê-lò-hèm tsêv-â-òt]. Project orange Light through it, using the Sign of the Enterer. Give the Sign of Silence.



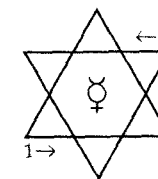
7. Pierce the center of the Hexagram, and trace a line of white Light as you move to the West. Finish the line at the point where the center of the next Hexagram will be.
8. Trace an orange Banishing Hod Hexagram (Western form) while vibrating "אר אר יהא" [â-râ-rè-tâ]. Trace a blue Mercury glyph in its center, while vibrating "אֱלֹהִים צְבָאוֹת" [ê-lò-hèm tsêv-â-òt]. Project orange Light through it, using the Sign of the Enterer. Give the Sign of Silence.



9. Pierce the center of the Hexagram, and trace a line of white Light as you move to the North. Finish the line at the point where the center of the next Hexagram will be.
10. Trace an orange Banishing Hod Hexagram (Northern form) while vibrating "אר ריהא" [â-râ-rè-tâ]. Trace a blue Mercury glyph in its center, while vibrating "אלהים צבאות" [ê-lò-hèm tsêv-â-òt]. Project orange Light through it, using the Sign of the Enterer. Give the Sign of Silence.



11. Pierce the center of the Hexagram, and trace a line of white Light as you move to the East. Complete the Circle by finishing the line in the center of the first Hexagram (i.e., where you began).
12. Go to the West of the Altar and face East.
13. Trace an orange Banishing Hod Hexagram (Supreme form) while vibrating "אר ריהא" [â-râ-rè-tâ]. Trace a blue Mercury glyph in its center, while vibrating "אלהים צבאות" [ê-lò-hèm tsêv-â-òt]. Project orange Light through it, using the Sign of the Enterer.



14. Go to the West of the Altar, facing East. Perform the Analysis of the Key Word in closing.

Greater Invoking Ritual of the Hexagram, Netsach

Synopsis

- Altar:** Green Altar cloth, candle, incense, cup of water, Lotus Wand (wrapped), Planetary Banishing Dagger, materials for the Rite of the Magical Eucharist (optional).
- Tarot Reference:** The sevens.
- Colors:** Green flashing with complementary red.
- Scents:** Benzoin, rose, red sandalwood.

Ritual Precis

1. Perform the Lesser Banishing Ritual of the Pentagram.
2. Perform the Lesser Banishing Ritual of the Hexagram.
3. Perform the Rite of Purification with Water and Consecration with Fire.
4. Unwrap the Lotus Wand.
5. Perform the Rite of the Qabalistic Cross.
6. Perform an Invocation of the Highest Divine Force.
7. Invoke Netsach in each of the four Quarters, and over the Altar (assuming the appropriate God Form, using the appropriate Hexagrams and Names). Trace the appropriate Sigils and Hebrew Names over the Altar, while vibrating the Names from the Sephirothic Hierarchy of Netsach.
8. Circumambulate seven times.
9. Perform the Rite of Adoration of the Lord of the Universe.
10. State all Magical Intentions.
11. Perform the Middle Pillar Ritual (optional).
12. Skry to the corresponding Sephirothic Plane (optional).
13. Perform the Rite of the Magical Eucharist (optional).

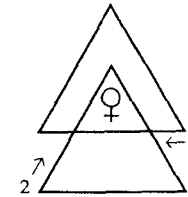
14. Wrap the Lotus Wand.
15. Reverse circumambulate seven times.
16. Divest yourself of all God Forms assumed during the Ritual.
17. Perform the Greater Banishing Ritual of the Hexagram for Netsach, by banishing Netsach in each of the four Quarters, as well as over the Altar (using the appropriate Hexagrams and Names).
18. Perform the Lesser Banishing Ritual of the Pentagram.
19. Perform the Lesser Banishing Ritual of the Hexagram.
20. Declare the Temple duly closed.

Ritual

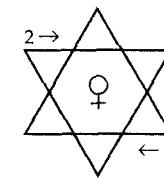
1. Go to the Northeast corner. Stand facing outward, away from the Altar. Proclaim: "Hekas, Hekas Este Bebeloi" [hê-kâs hê-kâs ês-tê bê-bê-lòè].
2. Go to the West of the Altar, facing East. Perform the Lesser Banishing Ritual of the Pentagram.
3. Perform the Lesser Banishing Ritual of the Hexagram.
4. Perform the Rite of Purification with Water and Consecration with Fire.
5. Unwrap your Lotus Wand.
6. Perform the Rite of the Qabalistic Cross.
7. Perform an Invocation of the Highest Divine Force.
8. Pick up your Lotus Wand. Assume the God Form of Hathor, dressed in green with red trim, while vibrating "Hathor" [kêṯ krù].



9. Go to the Eastern end of the Circle. Stand facing outward.
10. Holding the Lotus Wand by the white band, trace a green Invoking Netsach Hexagram (Eastern form) while vibrating "ארריתא" [â-râ-rê-tâ]. Trace a red Venus glyph in its center, while vibrating "יהוה צבאות" [yòd-hê-vâv-hê tsêv-â-òt]. Project green Light through it, using the Sign of the Enterer.



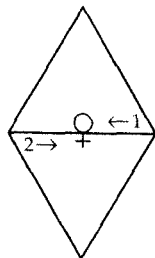
11. Give the LVX Signs.
12. Raise your arms, reaching outward and slightly upward. Proclaim (and vibrate as indicated): "In the Name of the Lord יהוה צבאות" [yòd-hê-vâv-hê tsêv-â-òt], I invoke you, you Forces of 'נצח' [nêṯ-sâk].
13. Pierce the center of the Hexagram, and trace a line of white Light as you move to the South. Finish the line at the point where the center of the next Hexagram will be.
14. Trace a green Invoking Netsach Hexagram (Southern form) while vibrating "ארריתא" [â-râ-rê-tâ]. Trace a red Venus glyph in its center, while vibrating "יהוה צבאות" [yòd-hê-vâv-hê tsêv-â-òt]. Project green Light through it, using the Sign of the Enterer.



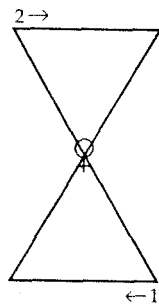
15. Give the LVX Signs.
16. Raise your arms, reaching outward and slightly upward. Proclaim (and vibrate as indicated): "In the Name of the Lord יהוה צבאות" [yòd-hê-vâv-hê tsêv-â-òt], I invoke you, you Forces of 'נצח' [nêṯ-sâk].
17. Pierce the center of the Hexagram, and trace a line of white Light as you move to the West. Finish the line at the point where the

center of the next Hexagram will be.

18. Trace a green Invoking Netsach Hexagram (Western form) while vibrating "ארראריחא" [â-râ-rè-tâ]. Trace a red Venus glyph in its center, while vibrating "יהוה צבאות" [yòd-hê-vâv-hê tsêv-â-òt]. Project green Light through it, using the Sign of the Enterer.

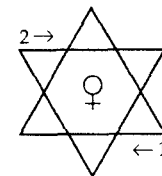


19. Give the LVX Signs.
 20. Raise your arms, reaching outward and slightly upward. Proclaim (and vibrate as indicated): "In the Name of the Lord יהוה צבאות" [yòd-hê-vâv-hê tsêv-â-òt], I invoke you, you Forces of 'נצח' [nêt-sâk].
 21. Pierce the center of the Hexagram, and trace a line of white Light as you move to the North. Finish the line at the point where the center of the next Hexagram will be.
 22. Trace a green Invoking Netsach Hexagram (Northern form) while vibrating "ארראריחא" [â-râ-rè-tâ]. Trace a red Venus glyph in its center, while vibrating "יהוה צבאות" [yòd-hê-vâv-hê tsêv-â-òt]. Project green Light through it, using the Sign of the Enterer.

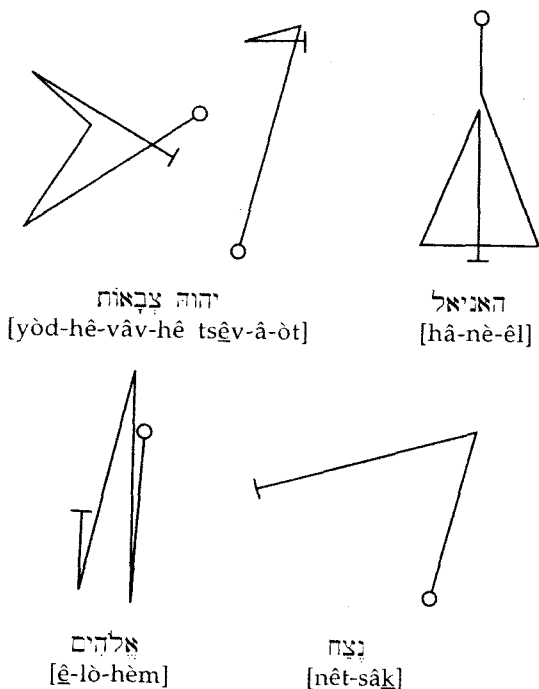


23. Give the LVX Signs.

24. Raise your arms, reaching outward and slightly upward. Proclaim (and vibrate as indicated): "In the Name of the Lord יהוה צבאות" [yòd-hê-vâv-hê tsêv-â-òt], I invoke you, you Forces of 'נצח' [nêt-sâk].
 25. Pierce the center of the Hexagram, and trace a line of white Light as you move to the East. Complete the Circle by finishing the line in the center of the first Hexagram (i.e., where you began).
 26. Go to the West of the Altar, and face East.
 27. Pause and close your eyes for a moment. Visualize again the God Form of Hathor which you continue to assume, dressed in green with red trim, while vibrating "Hathor" [kêt krù].
 28. Trace a green Invoking Netsach Hexagram (Supreme form) while vibrating "ארראריחא" [â-râ-rè-tâ]. Trace a red Venus glyph in its center, while vibrating "יהוה צבאות" [yòd-hê-vâv-hê tsêv-â-òt]. Project green Light through it, using the Sign of the Enterer.



29. Give the LVX Signs.
 30. Raise your arms, reaching outward and slightly upward. Proclaim (and vibrate as indicated): "In the Name of the Lord יהוה צבאות" [yòd-hê-vâv-hê tsêv-â-òt], I invoke you, you Forces of 'נצח' [nêt-sâk].
 31. Each of the Names in the following Invocation should be vibrated twice. The first time, vibrate the Name while you trace it in Hebrew (over the Hexagram, from right to left). The second time, vibrate the Name again, while you trace its Sigil, as shown below. Proclaim: "In the Name of the Lord יהוה צבאות" [yòd-hê-vâv-hê tsêv-â-òt], of the Archangel יהאניאל [hâ-nè-êl], and of the Choir of Angels 'אלהים' [ê-lò-hèm], I invoke you, you Forces of 'נצח' [nêt-sâk]."



32. Extend your arms outward and upward. Proclaim: "I invoke you, you Angels of the celestial Spheres, whose dwelling is in the Invisible. You are the Guardians of the Gates of the Universe. May you also be the Guardians of this Mystic Sphere. Keep far removed the Evil and the Unbalanced. Strengthen and inspire me, so that I may preserve unsullied this Abode of the Mysteries of the Eternal Gods. Let my Sphere be pure and holy, so that I may enter in, and become a partaker of, the Light Divine."
33. Give the LVX Signs, and remain thus for a short time, while you feel the invoked Energies.
34. Go to the Northeast corner of the Circle, and face outward. Extend your arms outward and upward, and proclaim: "The visible Sun is the dispenser of Light to the Earth. Let me form therefore a Vortex in this Chamber, that the invisible Light of the Spirit shall shine therein from above."
35. Circumambulate seven times around the perimeter of the Circle. Imagine Magical Current flowing through you, and visualize a

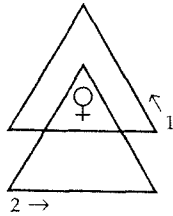
clockwise-spinning Vortex being created as you move. Give the Sign of the Enterer each time that you pass by the Eastern end of the Circle (in the direction you are going, without stopping). Finish in the Northeast.

36. Go to the West of the Altar, facing East. Perform the Rite of Adoration of the Lord of the Universe.
37. State clearly the Magical Intentions of the Ritual. For example: "It is the Intention of this Ritual that the Energies of the Sephirah of Netsach shall be awakened in my Sphere of Sensation ('Aura'), and that I shall eventually attain the Knowledge of, and Conversation with, my Divine Genius ('Holy Guardian Angel')."
38. Perform the Ritual of the Middle Pillar. This activates and equilibrates the invoked Forces in your Sphere of Sensation (optional).
39. Skry to the Plane of the invoked Forces (optional). When finished, make a sketch, drawing, or painting of any encountered images or beings, and write a brief description of any visionary experience. This material should be carefully recorded for entry into the Magical Diary.
40. Perform the Rite of the Magical Eucharist (optional).
41. Carefully wrap and put away your Lotus Wand, to avoid any accidental dissipation of its charged Force.
42. Go to the Southeast corner.
43. Reverse circumambulate seven times around the perimeter of the Circle. As you move, imagine Magical Current flowing through you, and visualize the Vortex of Magical Energy, which you created earlier, reversing and dissipating. Give the Sign of the Enterer each time that you pass by the Eastern end of the Circle (in the direction you are going, without stopping). Finish in the Southeast.
44. Go to the West of the Altar, facing East, and perform the Rite of Adoration of the Lord of the Universe.
45. Pause and close your eyes for a moment. Visualize again the God Form of Hathor, dressed in green with red trim. Divest yourself of the God Form of Hathor, while vibrating "Hathor" [**kêl krù**]. Likewise divest yourself of any other God Forms which may have been assumed during preliminary Invocations (e.g., of the Highest Divine Force).
46. Perform the Greater Banishing Ritual of the Hexagram for the Sephirah of Netsach.
47. Perform the Lesser Banishing Ritual of the Pentagram.
48. Perform the Lesser Banishing Ritual of the Hexagram.

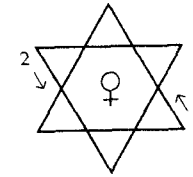
49. Knock seven times upon the Altar and proclaim: "I now release any Spirits which may have been imprisoned by this Ritual. Go now, with the Blessings of *יְהוָה צְבָאוֹת* [yòd-hê-vâv-hê tsêv-â-òt]. May there always be peace between us, and may you always come when you are called. I now Declare this Ritual duly closed."

Greater Banishing Ritual of the Hexagram, Netsach

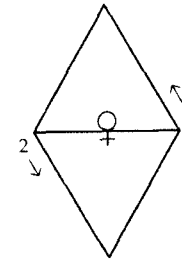
1. Look around, and assure yourself that you will not accidentally banish the charged Force of any consecrated Magical Implements.
2. Stand West of the Altar, facing East. Perform the Rite of the Qabalistic Cross.
3. Pick up your Planetary Banishing Dagger. Go to the Eastern end of the Circle. Stand facing outward.
4. Trace a green Banishing Netsach Hexagram (Eastern form) while vibrating "*אֶרְאֵי תָא*" [â-râ-rè-tâ]. Trace a red Venus glyph in its center, while vibrating "*יְהוָה צְבָאוֹת*" [yòd-hê-vâv-hê tsêv-â-òt]. Project green Light through it, using the Sign of the Enterer. Give the Sign of Silence.



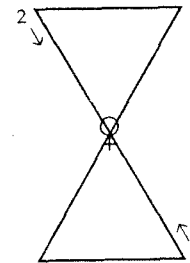
5. Pierce the center of the Hexagram, and trace a line of white Light as you move to the South. Finish the line at the point where the center of the next Hexagram will be.
6. Trace a green Banishing Netsach Hexagram (Southern form) while vibrating "*אֶרְאֵי תָא*" [â-râ-rè-tâ]. Trace a red Venus glyph in its center, while vibrating "*יְהוָה צְבָאוֹת*" [yòd-hê-vâv-hê tsêv-â-òt]. Project green Light through it, using the Sign of the Enterer. Give the Sign of Silence.



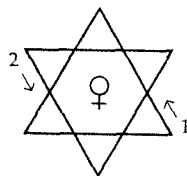
7. Pierce the center of the Hexagram, and trace a line of white Light as you move to the West. Finish the line at the point where the center of the next Hexagram will be.
8. Trace a green Banishing Netsach Hexagram (Western form) while vibrating "*אֶרְאֵי תָא*" [â-râ-rè-tâ]. Trace a red Venus glyph in its center, while vibrating "*יְהוָה צְבָאוֹת*" [yòd-hê-vâv-hê tsêv-â-òt]. Project green Light through it, using the Sign of the Enterer. Give the Sign of Silence.



9. Pierce the center of the Hexagram, and trace a line of white Light as you move to the North. Finish the line at the point where the center of the next Hexagram will be.
10. Trace a green Banishing Netsach Hexagram (Northern form) while vibrating "*אֶרְאֵי תָא*" [â-râ-rè-tâ]. Trace a red Venus glyph in its center, while vibrating "*יְהוָה צְבָאוֹת*" [yòd-hê-vâv-hê tsêv-â-òt]. Project green Light through it, using the Sign of the Enterer. Give the Sign of Silence.



11. Pierce the center of the Hexagram, and trace a line of white Light as you move to the East. Complete the Circle by finishing the line in the center of the first Hexagram (i.e., where you began).
12. Go to the West of the Altar and face East.
13. Trace a green Banishing Netsach Hexagram (Supreme form) while vibrating "אָרְרַרְיָהּ" [â-râ-rè-tâ]. Trace a red Venus glyph in its center, while vibrating "יְהוָה צְבָאוֹת" [yòd-hê-vâv-hê tsêv-â-òt]. Project green Light through it, using the Sign of the Enterer.



14. Go to the West of the Altar, facing East. Perform the Analysis of the Key Word in closing.

Greater Invoking Ritual of the Hexagram, Tiphareth

Synopsis

Altar: Yellow Altar cloth, candle, incense, cup of water, Lotus Wand (wrapped), Planetary Banishing Dagger, materials for the Rite of the Magical Eucharist (optional).

Tarot Reference: The Knights or Princes and the sixes.

Colors: Yellow flashing with complementary violet.

Scents: Olibanum.


Ritual Precis

1. Perform the Lesser Banishing Ritual of the Pentagram.
2. Perform the Lesser Banishing Ritual of the Hexagram.
3. Perform the Rite of Purification with Water and Consecration with Fire.
4. Unwrap the Lotus Wand.
5. Perform the Rite of the Qabalistic Cross.
6. Perform an Invocation of the Highest Divine Force.
7. Invoke Tiphareth in each of the four Quarters, and over the Altar (assuming the appropriate God Form, using the appropriate Hexa-

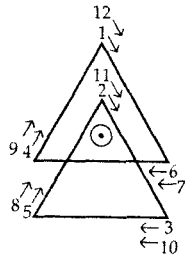
- grams and Names). Trace the appropriate Sigils and Hebrew Names over the Altar, while vibrating the Names from the Sephirothic Hierarchy of Tiphareth.
8. Circumambulate six times.
 9. Perform the Rite of Adoration of the Lord of the Universe.
 10. State all Magical Intentions.
 11. Perform the Middle Pillar Ritual (optional).
 12. Skry to the corresponding Sephirothic Plane (optional).
 13. Perform the Rite of the Magical Eucharist (optional).
 14. Wrap the Lotus Wand.
 15. Reverse circumambulate six times.
 16. Divest yourself of all God Forms assumed during the Ritual.
 17. Perform the Greater Banishing Ritual of the Hexagram for Tiphareth, by banishing Tiphareth in each of the four Quarters, as well as over the Altar (using the appropriate Hexagrams and Names).
 18. Perform the Lesser Banishing Ritual of the Pentagram.
 19. Perform the Lesser Banishing Ritual of the Hexagram.
 20. Declare the Temple duly closed.

Ritual

1. Go to the Northeast corner. Stand facing outward, away from the Altar. Proclaim: "Hekas, Hekas Este Bebeloi" [hê-kâs hê-kâs ês-tê bê-bê-lòè].
2. Go to the West of the Altar, facing East. Perform the Lesser Banishing Ritual of the Pentagram.
3. Perform the Lesser Banishing Ritual of the Hexagram.
4. Perform the Rite of Purification with Water and Consecration with Fire.
5. Unwrap your Lotus Wand.
6. Perform the Rite of the Qabalistic Cross.
7. Perform an Invocation of the Highest Divine Force.
8. Pick up your Lotus Wand. Assume the God Form of Osiris, dressed in yellow with violet trim, while vibrating "Osiris" [ò-sèr].

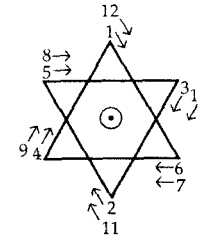


9. Go to the Eastern end of the Circle. Stand facing outward.
10. Holding the Lotus Wand by the white band, trace a yellow Invoking Tiphareth Hexagram (Eastern form) while vibrating "ארריתא" [â-râ-rè-tâ]. Trace a violet Solar glyph in its center, while vibrating "יהוה אלוה ודעת" [yòd-hê-vâv-hê ê-lò-hâ vê-dâ-ât]. Project yellow Light through it, using the Sign of the Enterer.

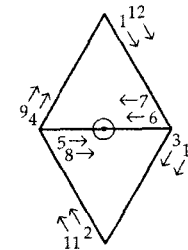


11. Give the LVX Signs.
12. Raise your arms, reaching outward and slightly upward. Proclaim (and vibrate as indicated): "יהוה אלוה ודעת" [yòd-hê-vâv-hê ê-lò-hâ vê-dâ-ât], I invoke you, you Forces of תפארת [tèf-ê-rèt].
13. Pierce the center of the Hexagram, and trace a line of white Light as you move to the South. Finish the line at the point where the center of the next Hexagram will be.
14. Trace a yellow Invoking Tiphareth Hexagram (Southern form) while vibrating "ארריתא" [â-râ-rè-tâ]. Trace a violet Solar

glyph in its center, while vibrating "יהוה אלוה ודעת" [yòd-hê-vâv-hê ê-lò-hâ vê-dâ-ât]. Project yellow Light through it, using the Sign of the Enterer.

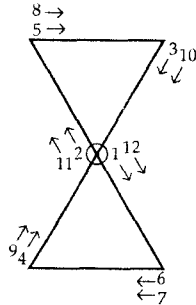


15. Give the LVX Signs.
16. Raise your arms, reaching outward and slightly upward. Proclaim (and vibrate as indicated): "יהוה אלוה ודעת" [yòd-hê-vâv-hê ê-lò-hâ vê-dâ-ât], I invoke you, you Forces of תפארת [tèf-ê-rèt].
17. Pierce the center of the Hexagram, and trace a line of white Light as you move to the West. Finish the line at the point where the center of the next Hexagram will be.
18. Trace a yellow Invoking Tiphareth Hexagram (Western form) while vibrating "ארריתא" [â-râ-rè-tâ]. Trace a violet Solar glyph in its center, while vibrating "יהוה אלוה ודעת" [yòd-hê-vâv-hê ê-lò-hâ vê-dâ-ât]. Project yellow Light through it, using the Sign of the Enterer.

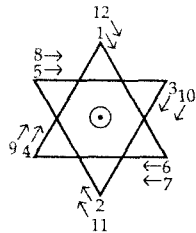


19. Give the LVX Signs.
20. Raise your arms, reaching outward and slightly upward. Proclaim (and vibrate as indicated): "יהוה אלוה ודעת" [yòd-hê-vâv-hê ê-lò-hâ vê-dâ-ât], I invoke you, you Forces of תפארת [tèf-ê-rèt].
21. Pierce the center of the Hexagram, and trace a line of white Light as you move to the North. Finish the line at the point where the center of the next Hexagram will be.
22. Trace a yellow Invoking Tiphareth Hexagram (Northern form)

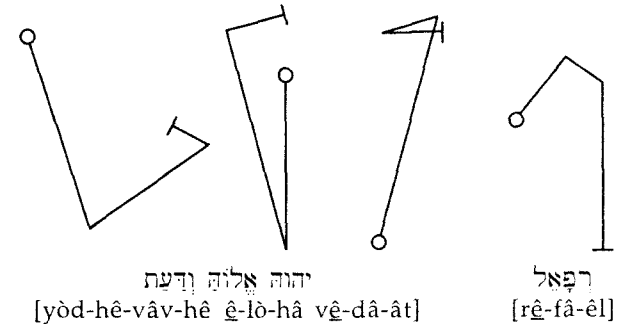
while vibrating "אֶרְאֵה יְהוָה" [â-râ-rè-tâ]. Trace a violet Solar glyph in its center, while vibrating "יהוה אֱלֹהֵי וְדַעַת" [yòd-hê-vâv-hê ê-lò-hâ vê-dâ-ât]. Project yellow Light through it, using the Sign of the Enterer.



23. Give the LVX Signs.
24. Raise your arms, reaching outward and slightly upward. Proclaim (and vibrate as indicated): "In the Name of the Lord יהוה אֱלֹהֵי וְדַעַת יהוה" [yòd-hê-vâv-hê ê-lò-hâ vê-dâ-ât], I invoke you, you Forces of 'תְּפַאֲרֶת' [tèf-ê-rèt].
25. Pierce the center of the Hexagram, and trace a line of white Light as you move to the East. Complete the Circle by finishing the line in the center of the first Hexagram (i.e., where you began).
26. Go to the West of the Altar, and face East.
27. Pause and close your eyes for a moment. Visualize again the God Form of Osiris which you continue to assume, dressed in yellow with violet trim, while vibrating "Osiris" [ò-sèr].
28. Trace a yellow Invoking Tiphareth Hexagram (Supreme form) while vibrating "אֶרְאֵה יְהוָה" [â-râ-rè-tâ]. Trace a violet Solar glyph in its center, while vibrating "יהוה אֱלֹהֵי וְדַעַת" [yòd-hê-vâv-hê ê-lò-hâ vê-dâ-ât]. Project yellow Light through it, using the Sign of the Enterer.



29. Give the LVX Signs.
30. Raise your arms, reaching outward and slightly upward. Proclaim (and vibrate as indicated): "In the Name of the Lord יהוה אֱלֹהֵי וְדַעַת יהוה" [yòd-hê-vâv-hê ê-lò-hâ vê-dâ-ât], I invoke you, you Forces of 'תְּפַאֲרֶת' [tèf-ê-rèt].
31. Each of the Names in the following Invocation should be vibrated twice. The first time, vibrate the Name while you trace it in Hebrew (over the Hexagram, from right to left). The second time, vibrate the Name again, while you trace its Sigil, as shown below. Proclaim: "In the Name of the Lord יהוה אֱלֹהֵי וְדַעַת יהוה" [yòd-hê-vâv-hê ê-lò-hâ vê-dâ-ât], of the Archangel רַפְאֵל [rê-fâ-êl], and of the Choir of Angels מַלְכֵיִם [mê-lâ-kèm], I invoke you, you Forces of 'תְּפַאֲרֶת' [tèf-ê-rèt]."



יהוה אֱלֹהֵי וְדַעַת יהוה

[yòd-hê-vâv-hê ê-lò-hâ vê-dâ-ât]

רַפְאֵל

[rê-fâ-êl]

מַלְכֵיִם
[mê-lâ-kèm]

תְּפַאֲרֶת
[tèf-ê-rèt]

32. Extend your arms outward and upward. Proclaim: "I invoke you, you Angels of the celestial Spheres, whose dwelling is in the Invisible. You are the Guardians of the Gates of the Universe. May you also be the Guardians of this Mystic Sphere. Keep far removed the Evil and the Unbalanced. Strengthen and inspire me, so that I

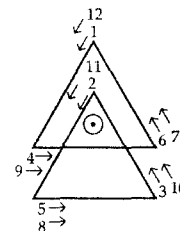
- may preserve unsullied this Abode of the Mysteries of the Eternal Gods. Let my Sphere be pure and holy, so that I may enter in, and become a partaker of, the Light Divine."
33. Give the LVX Signs, and remain thus for a short time, while you feel the invoked Energies.
 34. Go to the Northeast corner of the Circle, and face outward. Extend your arms outward and upward, and proclaim: "The visible Sun is the dispenser of Light to the Earth. Let me form therefore a Vortex in this Chamber, that the invisible Light of the Spirit shall shine therein from above."
 35. Circumambulate six times around the perimeter of the Circle. Imagine Magical Current flowing through you, and visualize a clockwise-spinning Vortex being created as you move. Give the Sign of the Enterer each time that you pass by the Eastern end of the Circle (in the direction you are going, without stopping). Finish in the Northeast.
 36. Go to the West of the Altar, facing East. Perform the Rite of Adoration of the Lord of the Universe.
 37. State clearly the Magical Intentions of the Ritual. For example: "It is the Intention of this Ritual that the Energies of the Sephirah of Tiphareth shall be awakened in my Sphere of Sensation ('Aura'), and that I shall eventually attain the Knowledge of, and Conversation with, my Divine Genius ('Holy Guardian Angel')."
 38. Perform the Ritual of the Middle Pillar. This activates and equilibrates the invoked Forces in your Sphere of Sensation (optional).
 39. Skry to the Plane of the invoked Forces (optional). When finished, make a sketch, drawing, or painting of any encountered images or beings, and write a brief description of any visionary experience. This material should be carefully recorded for entry into the Magical Diary.
 40. Perform the Rite of the Magical Eucharist (optional).
 41. Carefully wrap and put away your Lotus Wand, to avoid any accidental dissipation of its charged Force.
 42. Go to the Southeast corner.
 43. Reverse circumambulate six times around the perimeter of the Circle. As you move, imagine Magical Current flowing through you, and visualize the Vortex of Magical Energy, which you created earlier, reversing and dissipating. Give the Sign of the Enterer each time that you pass by the Eastern end of the Circle (in the direction you are going, without stopping). Finish in the Southeast.
 44. Go to the West of the Altar, facing East, and perform the Rite of

Adoration of the Lord of the Universe.

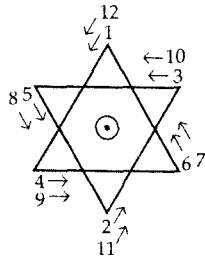
45. Pause and close your eyes for a moment. Visualize again the God Form of Osiris, dressed in yellow with violet trim. Divest yourself of the God Form of Osiris, while vibrating "Osiris" [ò-sèr]. Likewise divest yourself of any other God Forms which may have been assumed during preliminary Invocations (e.g., of the Highest Divine Force).
46. Perform the Greater Banishing Ritual of the Hexagram for the Sephirah of Tiphareth.
47. Perform the Lesser Banishing Ritual of the Pentagram.
48. Perform the Lesser Banishing Ritual of the Hexagram.
49. Knock six times upon the Altar and proclaim: "I now release any Spirits which may have been imprisoned by this Ritual. Go now, with the Blessings of יהוה אלהים ודעתה [yòd-hê-vâv-hê ê-lò-hâ vê-dâ-ât]. May there always be peace between us, and may you always come when you are called. I now Declare this Ritual duly closed."

Greater Banishing Ritual of the Hexagram, Tiphareth

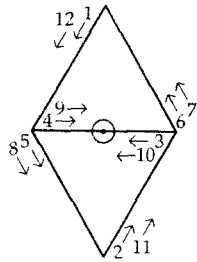
1. Look around, and assure yourself that you will not accidentally banish the charged Force of any consecrated Magical Implements.
2. Stand West of the Altar, facing East. Perform the Rite of the Qabalistic Cross.
3. Pick up your Planetary Banishing Dagger. Go to the Eastern end of the Circle. Stand facing outward.
4. Trace a yellow Banishing Tiphareth Hexagram (Eastern form) while vibrating "ארראריהא" [â-râ-rè-tâ]. Trace a violet Solar glyph in its center, while vibrating "יהוה אלהים ודעתה" [yòd-hê-vâv-hê ê-lò-hâ vê-dâ-ât]. Project yellow Light through it, using the Sign of the Enterer. Give the Sign of Silence.



5. Pierce the center of the Hexagram, and trace a line of white Light as you move to the South. Finish the line at the point where the center of the next Hexagram will be.
6. Trace a yellow Banishing Tiphareth Hexagram (Southern form) while vibrating "ארריתא" [â-râ-rè-tâ]. Trace a violet Solar glyph in its center, while vibrating "יהוה אלוקה ודעת" [yòd-hê-vâv-hê ê-lò-hâ vê-dâ-ât]. Project yellow Light through it, using the Sign of the Enterer. Give the Sign of Silence.

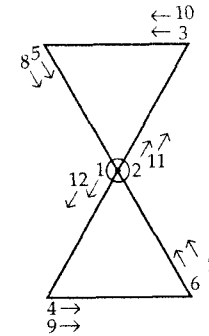


7. Pierce the center of the Hexagram, and trace a line of white Light as you move to the West. Finish the line at the point where the center of the next Hexagram will be.
8. Trace a yellow Banishing Tiphareth Hexagram (Western form) while vibrating "ארריתא" [â-râ-rè-tâ]. Trace a violet Solar glyph in its center, while vibrating "יהוה אלוקה ודעת" [yòd-hê-vâv-hê ê-lò-hâ vê-dâ-ât]. Project yellow Light through it, using the Sign of the Enterer. Give the Sign of Silence.

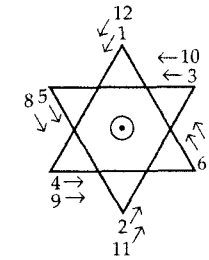


9. Pierce the center of the Hexagram, and trace a line of white Light as you move to the North. Finish the line at the point where the center of the next Hexagram will be.
10. Trace a yellow Banishing Tiphareth Hexagram (Northern form)

while vibrating "ארריתא" [â-râ-rè-tâ]. Trace a violet Solar glyph in its center, while vibrating "יהוה אלוקה ודעת" [yòd-hê-vâv-hê ê-lò-hâ vê-dâ-ât]. Project yellow Light through it, using the Sign of the Enterer. Give the Sign of Silence.



11. Pierce the center of the Hexagram, and trace a line of white Light as you move to the East. Complete the Circle by finishing the line in the center of the first Hexagram (i.e., where you began).
12. Go to the West of the Altar and face East.
13. Trace a yellow Banishing Tiphareth Hexagram (Supreme form) while vibrating "ארריתא" [â-râ-rè-tâ]. Trace a violet Solar glyph in its center, while vibrating "יהוה אלוקה ודעת" [yòd-hê-vâv-hê ê-lò-hâ vê-dâ-ât]. Project yellow Light through it, using the Sign of the Enterer.



14. Go to the West of the Altar, facing East. Perform the Analysis of the Key Word in closing.

Greater Invoking Ritual of the Hexagram, Gevurah

Synopsis

Altar: Red Altar cloth, candle, incense, cup of water, Lotus Wand (wrapped), Planetary Banishing Dagger, materials for the Rite of the Magical Eucharist (optional).

Tarot Reference: The fives.

Colors: Red flashing with complementary green.

Scents: Tobacco.

Ritual Precis

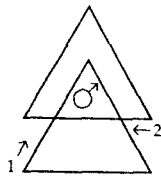
1. Perform the Lesser Banishing Ritual of the Pentagram.
2. Perform the Lesser Banishing Ritual of the Hexagram.
3. Perform the Rite of Purification with Water and Consecration with Fire.
4. Unwrap the Lotus Wand.
5. Perform the Rite of the Qabalistic Cross.
6. Perform an Invocation of the Highest Divine Force.
7. Invoke Gevurah in each of the four Quarters, and over the Altar (assuming the appropriate God Form, using the appropriate Hexagrams and Names). Trace the appropriate Sigils and Hebrew Names over the Altar, while vibrating the Names from the Sephirothic Hierarchy of Gevurah.
8. Circumambulate five times.
9. Perform the Rite of Adoration of the Lord of the Universe.
10. State all Magical Intentions.
11. Perform the Middle Pillar Ritual (optional).
12. Skry to the corresponding Sephirothic Plane (optional).
13. Perform the Rite of the Magical Eucharist (optional).
14. Wrap the Lotus Wand.
15. Reverse circumambulate five times.
16. Divest yourself of all God Forms assumed during the Ritual.
17. Perform the Greater Banishing Ritual of the Hexagram for Gevurah, by banishing Gevurah in each of the four Quarters, as well as over the Altar (using the appropriate Hexagrams and Names).
18. Perform the Lesser Banishing Ritual of the Pentagram.
19. Perform the Lesser Banishing Ritual of the Hexagram.
20. Declare the Temple duly closed.

Ritual

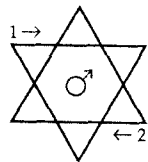
1. Go to the Northeast corner. Stand facing outward, away from the Altar. Proclaim: "Hekas, Hekas Este Bebeloi" [hê-kâs hê-kâs ês-tê bê-bê-lòè].
2. Go to the West of the Altar, facing East. Perform the Lesser Banishing Ritual of the Pentagram.
3. Perform the Lesser Banishing Ritual of the Hexagram.
4. Perform the Rite of Purification with Water and Consecration with Fire.
5. Unwrap your Lotus Wand.
6. Perform the Rite of the Qabalistic Cross.
7. Perform an Invocation of the Highest Divine Force.
8. Pick up your Lotus Wand. Assume the God Form of Horus, dressed in red with green trim, while vibrating "Horus" [krù].



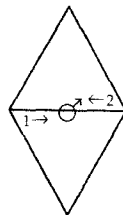
9. Go to the Eastern end of the Circle. Stand facing outward.
10. Holding the Lotus Wand by the white band, trace a red Invoking Gevurah Hexagram (Eastern form) while vibrating "ארריתא" [â-râ-rè-tâ]. Trace a green Mars glyph in its center, while vibrating "אלהים גבור" [ê-lò-hèm gè-bòr]. Project red Light through it, using the Sign of the Enterer.



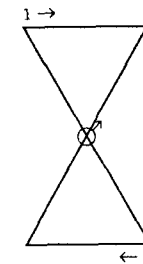
11. Give the LVX Signs.
12. Raise your arms, reaching outward and slightly upward. Proclaim (and vibrate as indicated): "In the Name of the Lord 'אֱלֹהִים גְּבוּר' [ê-lò-hèm gè-bòr], I invoke you, you Forces of 'גְּבוּרָה' [gê-vù-râ].
13. Pierce the center of the Hexagram, and trace a line of white Light as you move to the South. Finish the line at the point where the center of the next Hexagram will be.
14. Trace a red Invoking Gevurah Hexagram (Southern form) while vibrating "אֶרְאֵי תָא" [â-râ-rè-tâ]. Trace a green Mars glyph in its center, while vibrating "אֱלֹהִים גְּבוּר" [ê-lò-hèm gè-bòr]. Project red Light through it, using the Sign of the Enterer.



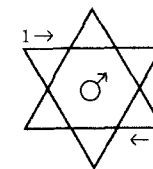
15. Give the LVX Signs.
16. Raise your arms, reaching outward and slightly upward. Proclaim (and vibrate as indicated): "In the Name of the Lord 'אֱלֹהִים גְּבוּר' [ê-lò-hèm gè-bòr], I invoke you, you Forces of 'גְּבוּרָה' [gê-vù-râ].
17. Pierce the center of the Hexagram, and trace a line of white Light as you move to the West. Finish the line at the point where the center of the next Hexagram will be.
18. Trace a red Invoking Gevurah Hexagram (Western form) while vibrating "אֶרְאֵי תָא" [â-râ-rè-tâ]. Trace a green Mars glyph in its center, while vibrating "אֱלֹהִים גְּבוּר" [ê-lò-hèm gè-bòr]. Project red Light through it, using the Sign of the Enterer.



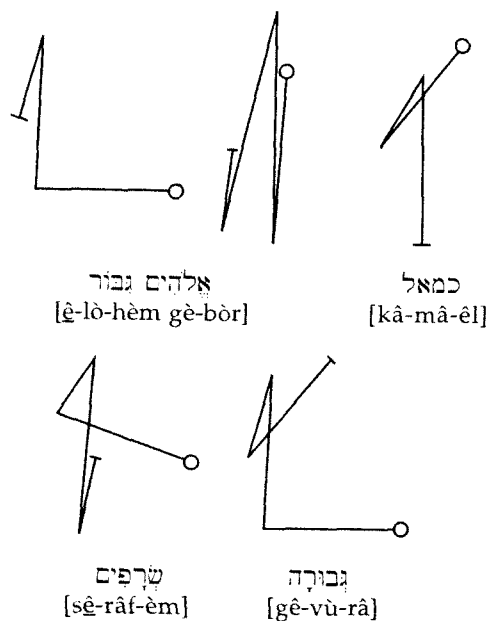
19. Give the LVX Signs.
20. Raise your arms, reaching outward and slightly upward. Proclaim (and vibrate as indicated): "In the Name of the Lord 'אֱלֹהִים גְּבוּר' [ê-lò-hèm gè-bòr], I invoke you, you Forces of 'גְּבוּרָה' [gê-vù-râ].
21. Pierce the center of the Hexagram, and trace a line of white Light as you move to the North. Finish the line at the point where the center of the next Hexagram will be.
22. Trace a red Invoking Gevurah Hexagram (Northern form) while vibrating "אֶרְאֵי תָא" [â-râ-rè-tâ]. Trace a green Mars glyph in its center, while vibrating "אֱלֹהִים גְּבוּר" [ê-lò-hèm gè-bòr]. Project red Light through it, using the Sign of the Enterer.



23. Give the LVX Signs.
24. Raise your arms, reaching outward and slightly upward. Proclaim (and vibrate as indicated): "In the Name of the Lord 'אֱלֹהִים גְּבוּר' [ê-lò-hèm gè-bòr], I invoke you, you Forces of 'גְּבוּרָה' [gê-vù-râ].
25. Pierce the center of the Hexagram, and trace a line of white Light as you move to the East. Complete the Circle by finishing the line in the center of the first Hexagram (i.e., where you began).
26. Go to the West of the Altar, and face East.
27. Pause and close your eyes for a moment. Visualize again the God Form of Horus which you continue to assume, dressed in red with green trim, while vibrating "Horus" [krù].
28. Trace a red Invoking Gevurah Hexagram (Supreme form) while vibrating "אֶרְאֵי תָא" [â-râ-rè-tâ]. Trace a green Mars glyph in its center, while vibrating "אֱלֹהִים גְּבוּר" [ê-lò-hèm gè-bòr]. Project red Light through it, using the Sign of the Enterer.



29. Give the LVX Signs.
30. Raise your arms, reaching outward and slightly upward. Proclaim (and vibrate as indicated): "In the Name of the Lord 'אלהים גבור' [ê-lò-hèm gè-bòr], I invoke you, you Forces of 'גבורה' [gê-vù-râ]."
31. Each of the Names in the following Invocation should be vibrated twice. The first time, vibrate the Name while you trace it in Hebrew (over the Hexagram, from right to left). The second time, vibrate the Name again, while you trace its Sigil, as shown below. Proclaim: "In the Name of the Lord 'אלהים גבור' [ê-lò-hèm gè-bòr], of the Archangel 'כמאל' [kâ-mâ-êl], and of the Choir of Angels 'שרפים' [sê-râf-èm], I invoke you, you Forces of 'גבורה' [gê-vù-râ]."



32. Extend your arms outward and upward. Proclaim: "I invoke you, you Angels of the celestial Spheres, whose dwelling is in the Invisible. You are the Guardians of the Gates of the Universe. May you also be the Guardians of this Mystic Sphere. Keep far removed the Evil and the Unbalanced. Strengthen and inspire me, so that I may preserve unscathed this Abode of the Mysteries of the Eternal Gods. Let my Sphere be pure and holy, so that I may enter in, and become a partaker of, the Light Divine."

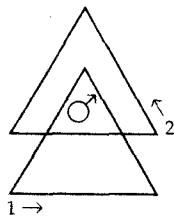
33. Give the LVX Signs, and remain thus for a short time, while you feel the invoked Energies.
34. Go to the Northeast corner of the Circle, and face outward. Extend your arms outward and upward, and proclaim: "The visible Sun is the dispenser of Light to the Earth. Let me form therefore a Vortex in this Chamber, that the invisible Light of the Spirit shall shine therein from above."
35. Circumambulate five times around the perimeter of the Circle. Imagine Magical Current flowing through you, and visualize a clockwise-spinning Vortex being created as you move. Give the Sign of the Enterer each time that you pass by the Eastern end of the Circle (in the direction you are going, without stopping). Finish in the Northeast.
36. Go to the West of the Altar, facing East. Perform the Rite of Adoration of the Lord of the Universe.
37. State clearly the Magical Intentions of the Ritual. For example: "It is the Intention of this Ritual that the Energies of the Sephirah of Gevurah shall be awakened in my Sphere of Sensation ('Aura'), and that I shall eventually attain the Knowledge of, and Conversation with, my Divine Genius ('Holy Guardian Angel')."
38. Perform the Ritual of the Middle Pillar. This activates and equilibrates the invoked Forces in your Sphere of Sensation (optional).
39. Skry to the Plane of the invoked Forces (optional). When finished, make a sketch, drawing, or painting of any encountered images or beings, and write a brief description of any visionary experience. This material should be carefully recorded for entry into the Magical Diary.
40. Perform the Rite of the Magical Eucharist (optional).
41. Carefully wrap and put away your Lotus Wand, to avoid any accidental dissipation of its charged Force.
42. Go to the Southeast corner.
43. Reverse circumambulate five times around the perimeter of the Circle. As you move, imagine Magical Current flowing through you, and visualize the Vortex of Magical Energy, which you created earlier, reversing and dissipating. Give the Sign of the Enterer each time that you pass by the Eastern end of the Circle (in the direction you are going, without stopping). Finish in the Southeast.
44. Go to the West of the Altar, facing East, and perform the Rite of Adoration of the Lord of the Universe.
45. Pause and close your eyes for a moment. Visualize again the God

Form of Horus, dressed in red with green trim. Divest yourself of the God Form of Horus, while vibrating "Horus" [krù]. Likewise divest yourself of any other God Forms which may have been assumed during preliminary Invocations (e.g., of the Highest Divine Force).

46. Perform the Greater Banishing Ritual of the Hexagram for the Sephirah of Gevurah.
47. Perform the Lesser Banishing Ritual of the Pentagram.
48. Perform the Lesser Banishing Ritual of the Hexagram.
49. Knock five times upon the Altar and proclaim: "I now release any Spirits which may have been imprisoned by this Ritual. Go now, with the Blessings of אֱלֹהִים גְּבוּרָה [ê-lò-hèm gè-bòr]. May there always be peace between us, and may you always come when you are called. I now Declare this Ritual duly closed."

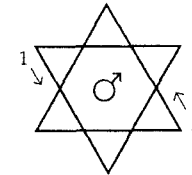
Greater Banishing Ritual of the Hexagram, Gevurah

1. Look around, and assure yourself that you will not accidentally banish the charged Force of any consecrated Magical Implements.
2. Stand West of the Altar, facing East. Perform the Rite of the Qabalistic Cross.
3. Pick up your Planetary Banishing Dagger. Go to the Eastern end of the Circle. Stand facing outward.
4. Trace a red Banishing Gevurah Hexagram (Eastern form) while vibrating "אֱרֵרָהּ" [â-râ-rè-tâ]. Trace a green Mars glyph in its center, while vibrating "אֱלֹהִים גְּבוּרָה" [ê-lò-hèm gè-bòr]. Project red Light through it, using the Sign of the Enterer. Give the Sign of Silence.

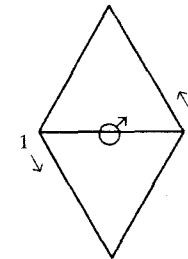


5. Pierce the center of the Hexagram, and trace a line of white Light as you move to the South. Finish the line at the point where the center of the next Hexagram will be.
6. Trace a red Banishing Gevurah Hexagram (Southern form) while

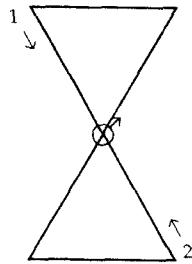
vibrating "אֱרֵרָהּ" [â-râ-rè-tâ]. Trace a green Mars glyph in its center, while vibrating "אֱלֹהִים גְּבוּרָה" [ê-lò-hèm gè-bòr]. Project red Light through it, using the Sign of the Enterer. Give the Sign of Silence.



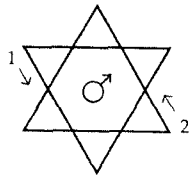
7. Pierce the center of the Hexagram, and trace a line of white Light as you move to the West. Finish the line at the point where the center of the next Hexagram will be.
8. Trace a red Banishing Gevurah Hexagram (Western form) while vibrating "אֱרֵרָהּ" [â-râ-rè-tâ]. Trace a green Mars glyph in its center, while vibrating "אֱלֹהִים גְּבוּרָה" [ê-lò-hèm gè-bòr]. Project red Light through it, using the Sign of the Enterer. Give the Sign of Silence.



9. Pierce the center of the Hexagram, and trace a line of white Light as you move to the North. Finish the line at the point where the center of the next Hexagram will be.
10. Trace a red Banishing Gevurah Hexagram (Northern form) while vibrating "אֱרֵרָהּ" [â-râ-rè-tâ]. Trace a green Mars glyph in its center, while vibrating "אֱלֹהִים גְּבוּרָה" [ê-lò-hèm gè-bòr]. Project red Light through it, using the Sign of the Enterer. Give the Sign of Silence.



11. Pierce the center of the Hexagram, and trace a line of white Light as you move to the East. Complete the Circle by finishing the line in the center of the first Hexagram (i.e., where you began).
12. Go to the West of the Altar and face East.
13. Trace a red Banishing Gevurah Hexagram (Supreme form) while vibrating "אָרְרֵי תָא" [â-râ-rè-tâ]. Trace a green Mars glyph in its center, while vibrating "אַלְהִים גְּבוּרָה" [ê-lò-hèm gè-bòr]. Project red Light through it, using the Sign of the Enterer.



14. Go to the West of the Altar, facing East. Perform the Analysis of the Key Word in closing.

Greater Invoking Ritual of the Hexagram, Chesed

Synopsis

Altar:	Blue Altar cloth, candle, incense, cup of water, Lotus Wand (wrapped), Planetary Banishing Dagger, materials for the Rite of the Magical Eucharist (optional).
Tarot Reference:	The fours.
Colors:	Blue flashing with complementary orange.
Scents:	Cedar.

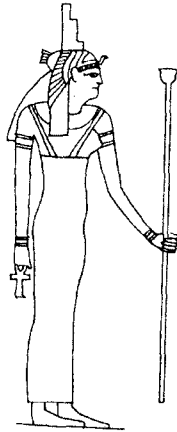
Ritual Precis

1. Perform the Lesser Banishing Ritual of the Pentagram.
2. Perform the Lesser Banishing Ritual of the Hexagram.
3. Perform the Rite of Purification with Water and Consecration with Fire.
4. Unwrap the Lotus Wand.
5. Perform the Rite of the Qabalistic Cross.
6. Perform an Invocation of the Highest Divine Force.
7. Invoke Chesed in each of the four Quarters, and over the Altar (assuming the appropriate God Form, using the appropriate Hexagrams and Names). Trace the appropriate Sigils and Hebrew Names over the Altar, while vibrating the Names from the Sephirothic Hierarchy of Chesed.
8. Circumambulate four times.
9. Perform the Rite of Adoration of the Lord of the Universe.
10. State all Magical Intentions.
11. Perform the Middle Pillar Ritual (optional).
12. Skry to the corresponding Sephirothic Plane (optional).
13. Perform the Rite of the Magical Eucharist (optional).
14. Wrap the Lotus Wand.
15. Reverse circumambulate four times.
16. Divest yourself of all God Forms assumed during the Ritual.
17. Perform the Greater Banishing Ritual of the Hexagram for Chesed, by banishing Chesed in each of the four Quarters, as well as over the Altar (using the appropriate Hexagrams and Names).
18. Perform the Lesser Banishing Ritual of the Pentagram.
19. Perform the Lesser Banishing Ritual of the Hexagram.
20. Declare the Temple duly closed.

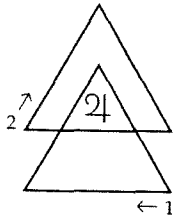
Ritual

1. Go to the Northeast corner. Stand facing outward, away from the Altar. Proclaim: "Hekas, Hekas Este Bebeloi" [hê-kâs hê-kâs ês-tê bê-bê-lòè].
2. Go to the West of the Altar, facing East. Perform the Lesser Banishing Ritual of the Pentagram.
3. Perform the Lesser Banishing Ritual of the Hexagram.
4. Perform the Rite of Purification with Water and Consecration with Fire.
5. Unwrap your Lotus Wand.
6. Perform the Rite of the Qabalistic Cross.
7. Perform an Invocation of the Highest Divine Force.

8. Pick up your Lotus Wand. Assume the God Form of Isis, dressed in blue with orange trim, while vibrating "Isis" [è-sêt].

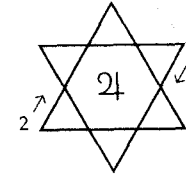


9. Go to the Eastern end of the Circle. Stand facing outward.
10. Holding the Lotus Wand by the white band, trace a blue Invoking Chesed Hexagram (Eastern form) while vibrating "ארררר" [â-râ-rè-tâ]. Trace an orange Jupiter glyph in its center, while vibrating "אל" [êl]. Project blue Light through it, using the Sign of the Enterer.

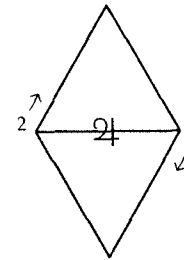


11. Give the LVX Signs.
12. Raise your arms, reaching outward and slightly upward. Proclaim (and vibrate as indicated): "In the Name of the Lord 'אל' [êl], I invoke you, you Forces of 'קסד' [kê-sêd].
13. Pierce the center of the Hexagram, and trace a line of white Light as you move to the South. Finish the line at the point where the center of the next Hexagram will be.
14. Trace a blue Invoking Chesed Hexagram (Southern form) while

vibrating "ארררר" [â-râ-rè-tâ]. Trace an orange Jupiter glyph in its center, while vibrating "אל" [êl]. Project blue Light through it, using the Sign of the Enterer.

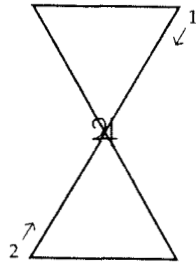


15. Give the LVX Signs.
16. Raise your arms, reaching outward and slightly upward. Proclaim (and vibrate as indicated): "In the Name of the Lord 'אל' [êl], I invoke you, you Forces of 'קסד' [kê-sêd].
17. Pierce the center of the Hexagram, and trace a line of white Light as you move to the West. Finish the line at the point where the center of the next Hexagram will be.
18. Trace a blue Invoking Chesed Hexagram (Western form) while vibrating "ארררר" [â-râ-rè-tâ]. Trace an orange Jupiter glyph in its center, while vibrating "אל" [êl]. Project blue Light through it, using the Sign of the Enterer.

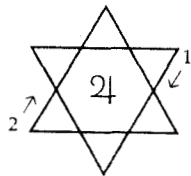


19. Give the LVX Signs.
20. Raise your arms, reaching outward and slightly upward. Proclaim (and vibrate as indicated): "In the Name of the Lord 'אל' [êl], I invoke you, you Forces of 'קסד' [kê-sêd].
21. Pierce the center of the Hexagram, and trace a line of white Light as you move to the North. Finish the line at the point where the center of the next Hexagram will be.
22. Trace a blue Invoking Chesed Hexagram (Northern form) while vibrating "ארררר" [â-râ-rè-tâ]. Trace an orange Jupiter glyph in its center, while vibrating "אל" [êl]. Project blue Light through it,

using the Sign of the Enterer.



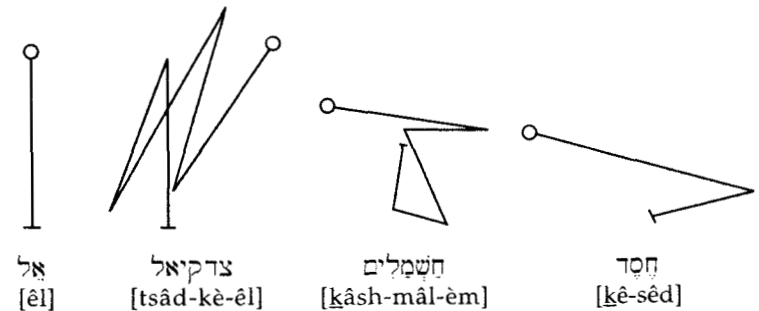
23. Give the LVX Signs.
24. Raise your arms, reaching outward and slightly upward. Proclaim (and vibrate as indicated): "In the Name of the Lord 'אל' [êl], I invoke you, you Forces of 'קסד' [kê-sêd]."
25. Pierce the center of the Hexagram, and trace a line of white Light as you move to the East. Complete the Circle by finishing the line in the center of the first Hexagram (i.e., where you began).
26. Go to the West of the Altar, and face East.
27. Pause and close your eyes for a moment. Visualize again the God Form of Isis which you continue to assume, dressed in blue with orange trim, while vibrating "Isis" [è-sêt].
28. Trace a blue Invoking Chesed Hexagram (Supreme form) while vibrating "אררררר" [â-râ-rè-tâ]. Trace an orange Jupiter glyph in its center, while vibrating "אל" [êl]. Project blue Light through it, using the Sign of the Enterer.



29. Give the LVX Signs.
30. Raise your arms, reaching outward and slightly upward. Proclaim (and vibrate as indicated): "In the Name of the Lord 'אל' [êl], I invoke you, you Forces of 'קסד' [kê-sêd]."
31. Each of the Names in the following Invocation should be vibrated twice. The first time, vibrate the Name while you trace it in Hebrew (over the Hexagram, from right to left). The second time, vi-

brate the Name again, while you trace its Sigil, as shown below. Proclaim:

"In the Name of the Lord 'אל' [êl], of the Archangel 'צדקאל' [tsâd-kè-êl], of the Choir of Angels 'קשמלים' [kâsh-mâl-èm], I invoke you, you Forces of 'קסד' [kê-sêd]."

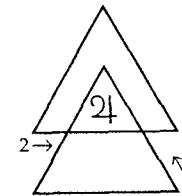


32. Extend your arms outward and upward. Proclaim: "I invoke you, you Angels of the celestial Spheres, whose dwelling is in the Invisible. You are the Guardians of the Gates of the Universe. May you also be the Guardians of this Mystic Sphere. Keep far removed the Evil and the Unbalanced. Strengthen and inspire me, so that I may preserve unsullied this Abode of the Mysteries of the Eternal Gods. Let my Sphere be pure and holy, so that I may enter in, and become a partaker of, the Light Divine."
33. Give the LVX Signs, and remain thus for a short time, while you feel the invoked Energies.
34. Go to the Northeast corner of the Circle, and face outward. Extend your arms outward and upward, and proclaim: "The visible Sun is the dispenser of Light to the Earth. Let me form therefore a Vortex in this Chamber, that the invisible Light of the Spirit shall shine therein from above."
35. Circumambulate four times around the perimeter of the Circle. Imagine Magical Current flowing through you, and visualize a clockwise-spinning Vortex being created as you move. Give the Sign of the Enterer each time that you pass by the Eastern end of the Circle (in the direction you are going, without stopping). Finish in the Northeast.
36. Go to the West of the Altar, facing East. Perform the Rite of Adoration of the Lord of the Universe.
37. State clearly the Magical Intentions of the Ritual. For example:

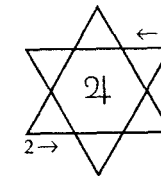
- "It is the Intention of this Ritual that the Energies of the Sephirah of Chesed shall be awakened in my Sphere of Sensation ('Aura'), and that I shall eventually attain the Knowledge of, and Conversation with, my Divine Genius ('Holy Guardian Angel')."
38. Perform the Ritual of the Middle Pillar. This activates and equilibrates the invoked Forces in your Sphere of Sensation (optional).
 39. Skry to the Plane of the invoked Forces (optional). When finished, make a sketch, drawing, or painting of any encountered images or beings, and write a brief description of any visionary experience. This material should be carefully recorded for entry into the Magical Diary.
 40. Perform the Rite of the Magical Eucharist (optional).
 41. Carefully wrap and put away your Lotus Wand, to avoid any accidental dissipation of its charged Force.
 42. Go to the Southeast corner.
 43. Reverse circumambulate four times around the perimeter of the Circle. As you move, imagine Magical Current flowing through you, and visualize the Vortex of Magical Energy, which you created earlier, reversing and dissipating. Give the Sign of the Enterer each time that you pass by the Eastern end of the Circle (in the direction you are going, without stopping). Finish in the Southeast.
 44. Go to the West of the Altar, facing East, and perform the Rite of Adoration of the Lord of the Universe.
 45. Pause and close your eyes for a moment. Visualize again the God Form of Isis, dressed in blue with orange trim. Divest yourself of the God Form of Isis, while vibrating "Isis" [è-sêt]. Likewise divest yourself of any other God Forms which may have been assumed during preliminary Invocations (e.g., of the Highest Divine Force).
 46. Perform the Greater Banishing Ritual of the Hexagram for the Sephirah of Chesed.
 47. Perform the Lesser Banishing Ritual of the Pentagram.
 48. Perform the Lesser Banishing Ritual of the Hexagram.
 49. Knock four times upon the Altar and proclaim: "I now release any Spirits which may have been imprisoned by this Ritual. Go now, with the Blessings of אֵל [êl]. May there always be peace between us, and may you always come when you are called. I now Declare this Ritual duly closed."

Greater Banishing Ritual of the Hexagram, Chesed

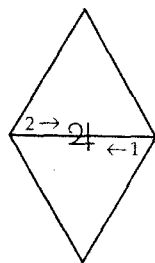
1. Look around, and assure yourself that you will not accidentally banish the charged Force of any consecrated Magical Implements.
2. Stand West of the Altar, facing East. Perform the Rite of the Qabalistic Cross.
3. Pick up your Planetary Banishing Dagger. Go to the Eastern end of the Circle. Stand facing outward.
4. Trace a blue Banishing Chesed Hexagram (Eastern form) while vibrating אֵרְרֵיחָא [â-râ-rè-tâ]. Trace an orange Jupiter glyph in its center, while vibrating אֵל [êl]. Project blue Light through it, using the Sign of the Enterer. Give the Sign of Silence.



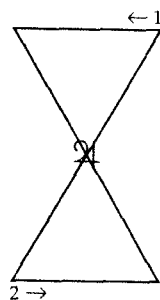
5. Pierce the center of the Hexagram, and trace a line of white Light as you move to the South. Finish the line at the point where the center of the next Hexagram will be.
6. Trace a blue Banishing Chesed Hexagram (Southern form) while vibrating אֵרְרֵיחָא [â-râ-rè-tâ]. Trace an orange Jupiter glyph in its center, while vibrating אֵל [êl]. Project blue Light through it, using the Sign of the Enterer. Give the Sign of Silence.



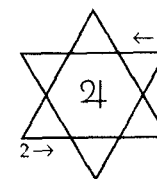
7. Pierce the center of the Hexagram, and trace a line of white Light as you move to the West. Finish the line at the point where the center of the next Hexagram will be.
8. Trace a blue Banishing Chesed Hexagram (Western form) while vibrating אֵרְרֵיחָא [â-râ-rè-tâ]. Trace an orange Jupiter glyph in its center, while vibrating אֵל [êl]. Project blue Light through it, using the Sign of the Enterer. Give the Sign of Silence.



9. Pierce the center of the Hexagram, and trace a line of white Light as you move to the North. Finish the line at the point where the center of the next Hexagram will be.
10. Trace a blue Banishing Chesed Hexagram (Northern form) while vibrating "ארר יתא" [â-râ-rè-tâ]. Trace an orange Jupiter glyph in its center, while vibrating "אל" [êl]. Project blue Light through it, using the Sign of the Enterer. Give the Sign of Silence.



11. Pierce the center of the Hexagram, and trace a line of white Light as you move to the East. Complete the Circle by finishing the line in the center of the first Hexagram (i.e., where you began).
12. Go to the West of the Altar and face East.
13. Trace a blue Banishing Chesed Hexagram (Supreme form) while vibrating "ארר יתא" [â-râ-rè-tâ]. Trace an orange Jupiter glyph in its center, while vibrating "אל" [êl]. Project blue Light through it, using the Sign of the Enterer.



14. Go to the West of the Altar, facing East. Perform the Analysis of the Key Word in closing.

Greater Invoking Ritual of the Hexagram, Binah

Synopsis

- Altar:** Black Altar cloth, candle, incense, cup of water, Lotus Wand (wrapped), Planetary Banishing Dagger, materials for the Rite of the Magical Eucharist (optional).
- Tarot Reference:** The Queens and the threes.
- Colors:** Black flashing with complementary white.
- Scents:** Myrrh.


Ritual Precis

1. Perform the Lesser Banishing Ritual of the Pentagram.
2. Perform the Lesser Banishing Ritual of the Hexagram.
3. Perform the Rite of Purification with Water and Consecration with Fire.
4. Unwrap the Lotus Wand.
5. Perform the Rite of the Qabalistic Cross.
6. Perform an Invocation of the Highest Divine Force.
7. Invoke Binah in each of the four Quarters, and over the Altar (assuming the appropriate God Form, using the appropriate Hexagrams and Names). Trace the appropriate Sigils and Hebrew Names over the Altar, while vibrating the Names from the Sephirothic Hierarchy of Binah.
8. Circumambulate three times.
9. Perform the Rite of Adoration of the Lord of the Universe.
10. State all Magical Intentions.
11. Perform the Middle Pillar Ritual (optional).
12. Skry to the corresponding Sephirothic Plane (optional).
13. Perform the Rite of the Magical Eucharist (optional).

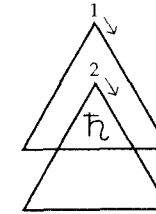
14. Wrap the Lotus Wand.
15. Reverse circumambulate three times.
16. Divest yourself of all God Forms assumed during the Ritual.
17. Perform the Greater Banishing Ritual of the Hexagram for Binah, by banishing Binah in each of the four Quarters, as well as over the Altar (using the appropriate Hexagrams and Names).
18. Perform the Lesser Banishing Ritual of the Pentagram.
19. Perform the Lesser Banishing Ritual of the Hexagram.
20. Declare the Temple duly closed.

Ritual

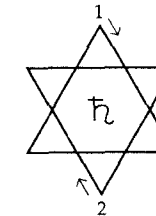
1. Go to the Northeast corner. Stand facing outward, away from the Altar. Proclaim: "Hekas, Hekas Este Bebeloi" [hê-kâs hê-kâs ês-tê bê-bê-lòè].
2. Go to the West of the Altar, facing East. Perform the Lesser Banishing Ritual of the Pentagram.
3. Perform the Lesser Banishing Ritual of the Hexagram.
4. Perform the Rite of Purification with Water and Consecration with Fire.
5. Unwrap your Lotus Wand.
6. Perform the Rite of the Qabalistic Cross.
7. Perform an Invocation of the Highest Divine Force.
8. Pick up your Lotus Wand. Assume the God Form of Nut, dressed in black with white trim, while vibrating "Nut" [nùt].



9. Go to the Eastern end of the Circle. Stand facing outward.
10. Holding the Lotus Wand by the white band, trace a black Invoking Binah Hexagram (Eastern form) while vibrating "ארריתא" [â-râ-rè-tâ]. Trace a white Saturn glyph in its center, while vibrating "יהוה אלהים" [yòd-hê-vâv-hê ê-lò-hèm]. Project black Light through it, using the Sign of the Enterer.

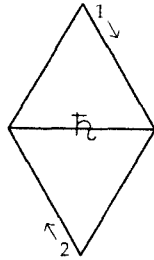


11. Give the LVX Signs.
12. Raise your arms, reaching outward and slightly upward. Proclaim (and vibrate as indicated): "In the Name of the Lord יהוה אלהים" [yòd-hê-vâv-hê ê-lò-hèm], I invoke you, you Forces of 'ביןה' [bè-nâ].
13. Pierce the center of the Hexagram, and trace a line of white Light as you move to the South. Finish the line at the point where the center of the next Hexagram will be.
14. Trace a black Invoking Binah Hexagram (Southern form) while vibrating "ארריתא" [â-râ-rè-tâ]. Trace a white Saturn glyph in its center, while vibrating "יהוה אלהים" [yòd-hê-vâv-hê ê-lò-hèm]. Project black Light through it, using the Sign of the Enterer.

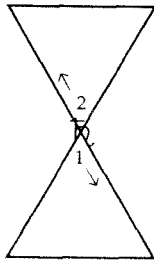


15. Give the LVX Signs.
16. Raise your arms, reaching outward and slightly upward. Proclaim (and vibrate as indicated): "In the Name of the Lord יהוה אלהים" [yòd-hê-vâv-hê ê-lò-hèm], I invoke you, you Forces of 'ביןה' [bè-nâ].

17. Pierce the center of the Hexagram, and trace a line of white Light as you move to the West. Finish the line at the point where the center of the next Hexagram will be.
18. Trace a black Invoking Binah Hexagram (Western form) while vibrating "אַרְאֲרִיחָא" [â-râ-rè-tâ]. Trace a white Saturn glyph in its center, while vibrating "יְהוָה אֱלֹהִים" [yòd-hê-vâv-hê ê-lò-hèm]. Project black Light through it, using the Sign of the Enterer.

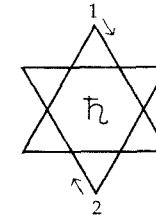


19. Give the LVX Signs.
20. Raise your arms, reaching outward and slightly upward. Proclaim (and vibrate as indicated): "In the Name of the Lord 'יְהוָה אֱלֹהִים' [yòd-hê-vâv-hê ê-lò-hèm], I invoke you, you Forces of 'בְּיָדָה' [bè-nâ]."
21. Pierce the center of the Hexagram, and trace a line of white Light as you move to the North. Finish the line at the point where the center of the next Hexagram will be.
22. Trace a black Invoking Binah Hexagram (Northern form) while vibrating "אַרְאֲרִיחָא" [â-râ-rè-tâ]. Trace a white Saturn glyph in its center, while vibrating "יְהוָה אֱלֹהִים" [yòd-hê-vâv-hê ê-lò-hèm]. Project black Light through it, using the Sign of the Enterer.

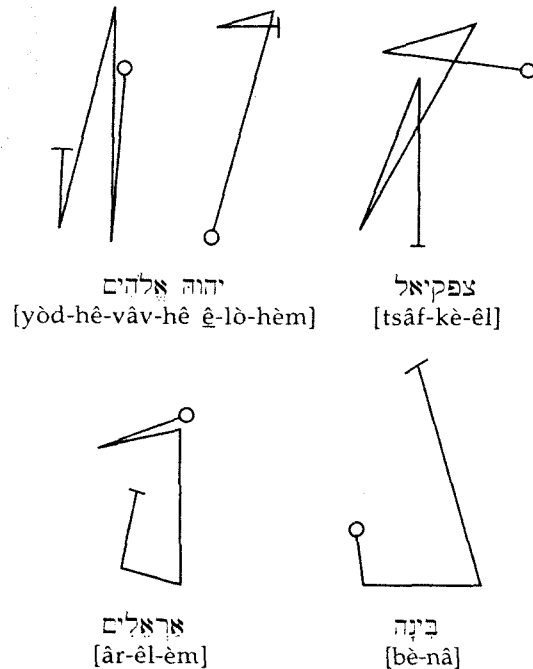


23. Give the LVX Signs.

24. Raise your arms, reaching outward and slightly upward. Proclaim (and vibrate as indicated): "In the Name of the Lord 'יְהוָה אֱלֹהִים' [yòd-hê-vâv-hê ê-lò-hèm], I invoke you, you Forces of 'בְּיָדָה' [bè-nâ]."
25. Pierce the center of the Hexagram, and trace a line of white Light as you move to the East. Complete the Circle by finishing the line in the center of the first Hexagram (i.e., where you began).
26. Go to the West of the Altar, and face East.
27. Pause and close your eyes for a moment. Visualize again the God Form of Nut which you continue to assume, dressed in black with white trim, while vibrating "Nut" [nüt].
28. Trace a black Invoking Binah Hexagram (Supreme form) while vibrating "אַרְאֲרִיחָא" [â-râ-rè-tâ]. Trace a white Saturn glyph in its center, while vibrating "יְהוָה אֱלֹהִים" [yòd-hê-vâv-hê ê-lò-hèm]. Project black Light through it, using the Sign of the Enterer.



29. Give the LVX Signs.
30. Raise your arms, reaching outward and slightly upward. Proclaim (and vibrate as indicated): "In the Name of the Lord 'יְהוָה אֱלֹהִים' [yòd-hê-vâv-hê ê-lò-hèm], I invoke you, you Forces of 'בְּיָדָה' [bè-nâ]."
31. Each of the Names in the following Invocation should be vibrated twice. The first time, vibrate the Name while you trace it in Hebrew (over the Hexagram, from right to left). The second time, vibrate the Name again, while you trace its Sigil, as shown below. Proclaim: "In the Name of the Lord 'יְהוָה אֱלֹהִים' [yòd-hê-vâv-hê ê-lò-hèm], of the Archangel 'צַפְקִיאל' [tsáf-kè-êl], and of the Choir of Angels 'אַרְאֲלִים' [âr-êl-èm], I invoke you, you Forces of 'בְּיָדָה' [bè-nâ]."



32. Extend your arms outward and upward. Proclaim: "I invoke you, you Angels of the celestial Spheres, whose dwelling is in the Invisible. You are the Guardians of the Gates of the Universe. May you also be the Guardians of this Mystic Sphere. Keep far removed the Evil and the Unbalanced. Strengthen and inspire me, so that I may preserve unsullied this Abode of the Mysteries of the Eternal Gods. Let my Sphere be pure and holy, so that I may enter in, and become a partaker of, the Light Divine."
33. Give the LVX Signs, and remain thus for a short time, while you feel the invoked Energies.
34. Go to the Northeast corner of the Circle, and face outward. Extend your arms outward and upward, and proclaim: "The visible Sun is the dispenser of Light to the Earth. Let me form therefore a Vortex in this Chamber, that the invisible Light of the Spirit shall shine therein from above."
35. Circumambulate three times around the perimeter of the Circle. Imagine Magical Current flowing through you, and visualize a clockwise-spinning Vortex being created as you move. Give the

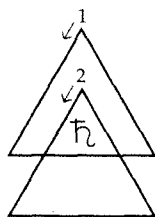
Sign of the Enterer each time that you pass by the Eastern end of the Circle (in the direction you are going, without stopping). Finish in the Northeast.

36. Go to the West of the Altar, facing East. Perform the Rite of Adoration of the Lord of the Universe.
37. State clearly the Magical Intentions of the Ritual. For example: "It is the Intention of this Ritual that the Energies of the Sephirah of Binah shall be awakened in my Sphere of Sensation ('Aura'), and that I shall eventually attain the Knowledge of, and Conversation with, my Divine Genius ('Holy Guardian Angel')."
38. Perform the Ritual of the Middle Pillar. This activates and equilibrates the invoked Forces in your Sphere of Sensation (optional).
39. Skry to the Plane of the invoked Forces (optional). When finished, make a sketch, drawing, or painting of any encountered images or beings, and write a brief description of any visionary experience. This material should be carefully recorded for entry into the Magical Diary.
40. Perform the Rite of the Magical Eucharist (optional).
41. Carefully wrap and put away your Lotus Wand, to avoid any accidental dissipation of its charged Force.
42. Go to the Southeast corner.
43. Reverse circumambulate three times around the perimeter of the Circle. As you move, imagine Magical Current flowing through you, and visualize the Vortex of Magical Energy, which you created earlier, reversing and dissipating. Give the Sign of the Enterer each time that you pass by the Eastern end of the Circle (in the direction you are going, without stopping). Finish in the Southeast.
44. Go to the West of the Altar, facing East, and perform the Rite of Adoration of the Lord of the Universe.
45. Pause and close your eyes for a moment. Visualize again the God Form of Nut, dressed in black with white trim. Divest yourself of the God Form of Nut, while vibrating "Nut" [nùt]. Likewise divest yourself of any other God Forms which may have been assumed during preliminary Invocations (e.g., of the Highest Divine Force).
46. Perform the Greater Banishing Ritual of the Hexagram for the Sephirah of Binah.
47. Perform the Lesser Banishing Ritual of the Pentagram.
48. Perform the Lesser Banishing Ritual of the Hexagram.
49. Knock three times upon the Altar and proclaim: "I now release any Spirits which may have been imprisoned by this Ritual. Go now,

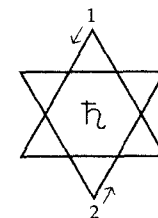
with the Blessings of "יהוה אלהים" [yòd-hê-vâv-hê ê-lò-hèm]. May there always be peace between us, and may you always come when you are called. I now Declare this Ritual duly closed."

Greater Banishing Ritual of the Hexagram, Binah

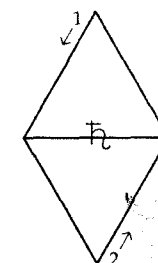
1. Look around, and assure yourself that you will not accidentally banish the charged Force of any consecrated Magical Implements.
2. Stand West of the Altar, facing East. Perform the Rite of the Qabalistic Cross.
3. Pick up your Planetary Banishing Dagger. Go to the Eastern end of the Circle. Stand facing outward.
4. Trace a black Banishing Binah Hexagram (Eastern form) while vibrating "ארריתא" [â-râ-rè-tâ]. Trace a white Saturn glyph in its center, while vibrating "יהוה אלהים" [yòd-hê-vâv-hê ê-lò-hèm]. Project black Light through it, using the Sign of the Enterer. Give the Sign of Silence.



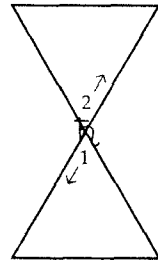
5. Pierce the center of the Hexagram, and trace a line of white Light as you move to the South. Finish the line at the point where the center of the next Hexagram will be.
6. Trace a black Banishing Binah Hexagram (Southern form) while vibrating "ארריתא" [â-râ-rè-tâ]. Trace a white Saturn glyph in its center, while vibrating "יהוה אלהים" [yòd-hê-vâv-hê ê-lò-hèm]. Project black Light through it, using the Sign of the Enterer. Give the Sign of Silence.



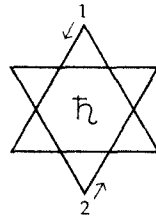
7. Pierce the center of the Hexagram, and trace a line of white Light as you move to the West. Finish the line at the point where the center of the next Hexagram will be.
8. Trace a black Banishing Binah Hexagram (Western form) while vibrating "ארריתא" [â-râ-rè-tâ]. Trace a white Saturn glyph in its center, while vibrating "יהוה אלהים" [yòd-hê-vâv-hê ê-lò-hèm]. Project black Light through it, using the Sign of the Enterer. Give the Sign of Silence.



9. Pierce the center of the Hexagram, and trace a line of white Light as you move to the North. Finish the line at the point where the center of the next Hexagram will be.
10. Trace a black Banishing Binah Hexagram (Northern form) while vibrating "ארריתא" [â-râ-rè-tâ]. Trace a white Saturn glyph in its center, while vibrating "יהוה אלהים" [yòd-hê-vâv-hê ê-lò-hèm]. Project black Light through it, using the Sign of the Enterer. Give the Sign of Silence.



11. Pierce the center of the Hexagram, and trace a line of white Light as you move to the East. Complete the Circle by finishing the line in the center of the first Hexagram (i.e., where you began).
12. Go to the West of the Altar and face East.
13. Trace a black Banishing Binah Hexagram (Supreme form) while vibrating "אֶרְרֵיָהָא" [â-râ-rè-tâ]. Trace a white Saturn glyph in its center, while vibrating "יְהוָה אֱלֹהִים" [yòd-hê-vâv-hê ê-lò-hèm]. Project black Light through it, using the Sign of the Enterer.



14. Go to the West of the Altar, facing East. Perform the Analysis of the Key Word in closing.

Greater Invoking Ritual of the Hexagram, Chokmah

Synopsis

Altar: Grey Altar cloth, candle, incense, cup of water, Lotus Wand (wrapped), Planetary Banishing Dagger, materials for the Rite of the Magical Eucharist (optional).

Tarot Reference: The Kings and the deuces.

Colors: Grey flashing with complementary white.

Scents: Musk.

Ritual Precis

1. Perform the Lesser Banishing Ritual of the Pentagram.
2. Perform the Lesser Banishing Ritual of the Hexagram.
3. Perform the Rite of Purification with Water and Consecration with Fire.
4. Unwrap the Lotus Wand.
5. Perform the Rite of the Qabalistic Cross.
6. Perform an Invocation of the Highest Divine Force.
7. Invoke Chokmah in each of the four Quarters, and over the Altar (assuming the appropriate God Form, using the appropriate Hexagrams and Names). Trace the appropriate Sigils and Hebrew Names over the Altar, while vibrating the Names from the Sephirothic Hierarchy of Chokmah.
8. Circumambulate two times.
9. Perform the Rite of Adoration of the Lord of the Universe.
10. State all Magical Intentions.
11. Perform the Middle Pillar Ritual (optional).
12. Skry to the corresponding Sephirothic Plane (optional).
13. Perform the Rite of the Magical Eucharist (optional).
14. Wrap the Lotus Wand.
15. Reverse circumambulate two times.
16. Divest yourself of all God Forms assumed during the Ritual.
17. Perform the Greater Banishing Ritual of the Hexagram for Chokmah, by banishing Chokmah in each of the four Quarters, as well as over the Altar (using the appropriate Hexagrams and Names).
18. Perform the Lesser Banishing Ritual of the Pentagram.
19. Perform the Lesser Banishing Ritual of the Hexagram.
20. Declare the Temple duly closed.

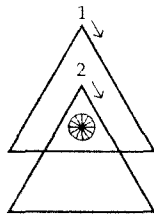
Ritual

1. Go to the Northeast corner. Stand facing outward, away from the Altar. Proclaim: "Hekas, Hekas Este Bebeloi" [hê-kâs hê-kâs ês-tê bê-bê-lòè].
2. Go to the West of the Altar, facing East. Perform the Lesser Banishing Ritual of the Pentagram.
3. Perform the Lesser Banishing Ritual of the Hexagram.
4. Perform the Rite of Purification with Water and Consecration with Fire.
5. Unwrap your Lotus Wand.
6. Perform the Rite of the Qabalistic Cross.

7. Perform an Invocation of the Highest Divine Force.
8. Pick up your Lotus Wand. Assume the God Form of Djehuti, dressed in grey with white trim, while vibrating "Djehuti" [jê-hù-tè].

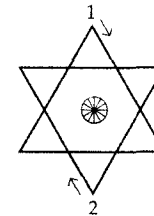


9. Go to the Eastern end of the Circle. Stand facing outward.
10. Holding the Lotus Wand by the white band, trace a grey Invoking Chokmah Hexagram (Eastern form) while vibrating "ארריתא" [â-râ-rè-tâ]. Trace a white Chokmah symbol (twelve spoked zodiacal wheel) in its center, while vibrating "יה" [yâh]. Project grey Light through it, using the Sign of the Enterer.

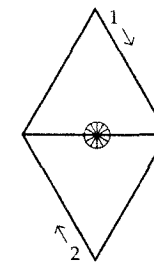


11. Give the LVX Signs.
12. Raise your arms, reaching outward and slightly upward. Proclaim (and vibrate as indicated): "In the Name of the Lord יה" [yâh], I invoke you, you Forces of קכמ' [kòk-mâ].
13. Pierce the center of the Hexagram, and trace a line of white Light as you move to the South. Finish the line at the point where the

- center of the next Hexagram will be.
14. Trace a grey Invoking Chokmah Hexagram (Southern form) while vibrating "ארריתא" [â-râ-rè-tâ]. Trace a white Chokmah symbol in its center, while vibrating "יה" [yâh]. Project grey Light through it, using the Sign of the Enterer.



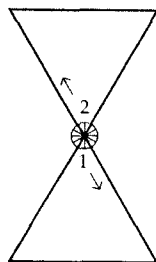
15. Give the LVX Signs.
16. Raise your arms, reaching outward and slightly upward. Proclaim (and vibrate as indicated): "In the Name of the Lord יה" [yâh], I invoke you, you Forces of קכמ' [kòk-mâ].
17. Pierce the center of the Hexagram, and trace a line of white Light as you move to the West. Finish the line at the point where the center of the next Hexagram will be.
18. Trace a grey Invoking Chokmah Hexagram (Western form) while vibrating "ארריתא" [â-râ-rè-tâ]. Trace a white Chokmah symbol in its center, while vibrating "יה" [yâh]. Project grey Light through it, using the Sign of the Enterer.



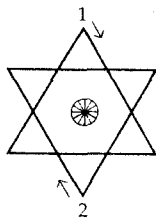
19. Give the LVX Signs.
20. Raise your arms, reaching outward and slightly upward. Proclaim (and vibrate as indicated): "In the Name of the Lord יה" [yâh], I invoke you, you Forces of קכמ' [kòk-mâ].
21. Pierce the center of the Hexagram, and trace a line of white Light as you move to the North. Finish the line at the point where the

center of the next Hexagram will be.

22. Trace a grey Invoking Chokmah Hexagram (Northern form) while vibrating "אָרְאֵר־יְהוָה" [â-râ-rè-tâ]. Trace a white Chokmah symbol in its center, while vibrating "יְהוָה" [yâh]. Project grey Light through it, using the Sign of the Enterer.



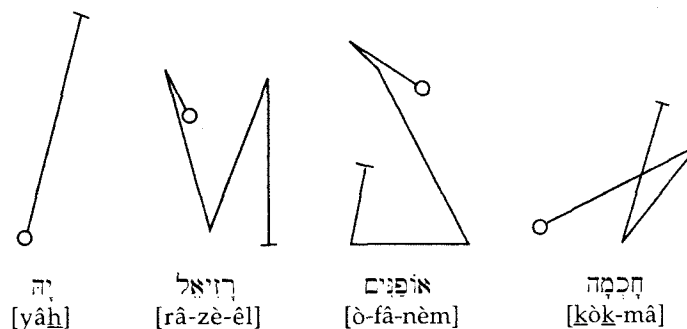
23. Give the LVX Signs.
 24. Raise your arms, reaching outward and slightly upward. Proclaim (and vibrate as indicated): "In the Name of the Lord 'יְהוָה' [yâh], I invoke you, you Forces of 'קְוֹכְמָה' [kòk-mâ].
 25. Pierce the center of the Hexagram, and trace a line of white Light as you move to the East. Complete the Circle by finishing the line in the center of the first Hexagram (i.e., where you began).
 26. Go to the West of the Altar, and face East.
 27. Pause and close your eyes for a moment. Visualize again the God Form of Djehuti which you continue to assume, dressed in grey with white trim, while vibrating "Djehuti" [jê-hù-tè].
 28. Trace a grey Invoking Chokmah Hexagram (Supreme form) while vibrating "אָרְאֵר־יְהוָה" [â-râ-rè-tâ]. Trace a white Chokmah symbol in its center, while vibrating "יְהוָה" [yâh]. Project grey Light through it, using the Sign of the Enterer.



29. Give the LVX Signs.
 30. Raise your arms, reaching outward and slightly upward. Proclaim

(and vibrate as indicated): "In the Name of the Lord 'יְהוָה' [yâh], I invoke you, you Forces of 'קְוֹכְמָה' [kòk-mâ].

31. Each of the Names in the following Invocation should be vibrated twice. The first time, vibrate the Name while you trace it in Hebrew (over the Hexagram, from right to left). The second time, vibrate the Name again, while you trace its Sigil, as shown below. Proclaim: "In the Name of the Lord 'יְהוָה' [yâh], of the Archangel 'רַזְיָאֵל' [râ-zè-êl], and of the Choir of Angels 'אִוְפָנִים' [ò-fâ-nèm], I invoke you, you Forces of 'קְוֹכְמָה' [kòk-mâ]."



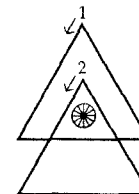
32. Extend your arms outward and upward. Proclaim: "I invoke you, you Angels of the celestial Spheres, whose dwelling is in the Invisible. You are the Guardians of the Gates of the Universe. May you also be the Guardians of this Mystic Sphere. Keep far removed the Evil and the Unbalanced. Strengthen and inspire me, so that I may preserve unsullied this Abode of the Mysteries of the Eternal Gods. Let my Sphere be pure and holy, so that I may enter in, and become a partaker of, the Light Divine."
 33. Give the LVX Signs, and remain thus for a short time, while you feel the invoked Energies.
 34. Go to the Northeast corner of the Circle, and face outward. Extend your arms outward and upward, and proclaim: "The visible Sun is the dispenser of Light to the Earth. Let me form therefore a Vortex in this Chamber, that the invisible Light of the Spirit shall shine therein from above."
 35. Circumambulate two times around the perimeter of the Circle. Imagine Magical Current flowing through you, and visualize a clockwise-spinning Vortex being created as you move. Give the Sign of the Enterer each time that you pass by the Eastern end of

- the Circle (in the direction you are going, without stopping). Finish in the Northeast.
36. Go to the West of the Altar, facing East. Perform the Rite of Adoration of the Lord of the Universe.
 37. State clearly the Magical Intentions of the Ritual. For example: "It is the Intention of this Ritual that the Energies of the Sephirah of Chokmah shall be awakened in my Sphere of Sensation ('Aura'), and that I shall eventually attain the Knowledge of, and Conversation with, my Divine Genius ('Holy Guardian Angel')."
 38. Perform the Ritual of the Middle Pillar. This activates and equilibrates the invoked Forces in your Sphere of Sensation (optional).
 39. Skry to the Plane of the invoked Forces (optional). When finished, make a sketch, drawing, or painting of any encountered images or beings, and write a brief description of any visionary experience. This material should be carefully recorded for entry into the Magical Diary.
 40. Perform the Rite of the Magical Eucharist (optional).
 41. Carefully wrap and put away your Lotus Wand, to avoid any accidental dissipation of its charged Force.
 42. Go to the Southeast corner.
 43. Reverse circumambulate two times around the perimeter of the Circle. As you move, imagine Magical Current flowing through you, and visualize the Vortex of Magical Energy, which you created earlier, reversing and dissipating. Give the Sign of the Enterer each time that you pass by the Eastern end of the Circle (in the direction you are going, without stopping). Finish in the Southeast.
 44. Go to the West of the Altar, facing East, and perform the Rite of Adoration of the Lord of the Universe.
 45. Pause and close your eyes for a moment. Visualize again the God Form of Djehuti, dressed in grey with white trim. Divest yourself of the God Form of Djehuti, while vibrating "Djehuti" [jê-hù-tè]. Likewise divest yourself of any other God Forms which may have been assumed during preliminary Invocations (e.g., of the Highest Divine Force).
 46. Perform the Greater Banishing Ritual of the Hexagram for the Sephirah of Chokmah.
 47. Perform the Lesser Banishing Ritual of the Pentagram.
 48. Perform the Lesser Banishing Ritual of the Hexagram.
 49. Knock two times upon the Altar and proclaim: "I now release any Spirits which may have been imprisoned by this Ritual. Go now,

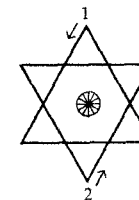
with the Blessings of 'יה' [yâh]. May there always be peace between us, and may you always come when you are called. I now Declare this Ritual duly closed."

Greater Banishing Ritual of the Hexagram, Chokmah

1. Look around, and assure yourself that you will not accidentally banish the charged Force of any consecrated Magical Implements.
2. Stand West of the Altar, facing East. Perform the Rite of the Qabalistic Cross.
3. Pick up your Planetary Banishing Dagger. Go to the Eastern end of the Circle. Stand facing outward.
4. Trace a grey Banishing Chokmah Hexagram (Eastern form) while vibrating "אררר יהא" [â-râ-rè-tâ]. Trace a white Chokmah symbol (twelve spoked zodiacal wheel) in its center, while vibrating "יה" [yâh]. Project grey Light through it, using the Sign of the Enterer. Give the Sign of Silence.



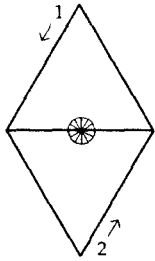
5. Pierce the center of the Hexagram, and trace a line of white Light as you move to the South. Finish the line at the point where the center of the next Hexagram will be.
6. Trace a grey Banishing Chokmah Hexagram (Southern form) while vibrating "אררר יהא" [â-râ-rè-tâ]. Trace a white Chokmah symbol in its center, while vibrating "יה" [yâh]. Project grey Light through it, using the Sign of the Enterer. Give the Sign of Silence.



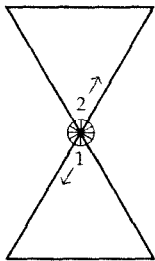
7. Pierce the center of the Hexagram, and trace a line of white Light as you move to the West. Finish the line at the point where the

center of the next Hexagram will be.

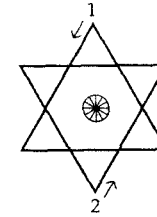
8. Trace a grey Banishing Chokmah Hexagram (Western form) while vibrating "ארררררר" [â-râ-rè-tâ]. Trace a white Chokmah symbol in its center, while vibrating "יה" [yâh]. Project grey Light through it, using the Sign of the Enterer. Give the Sign of Silence.



9. Pierce the center of the Hexagram, and trace a line of white Light as you move to the North. Finish the line at the point where the center of the next Hexagram will be.
10. Trace a grey Banishing Chokmah Hexagram (Northern form) while vibrating "ארררררר" [â-râ-rè-tâ]. Trace a white Chokmah symbol in its center, while vibrating "יה" [yâh]. Project grey Light through it, using the Sign of the Enterer. Give the Sign of Silence.



11. Pierce the center of the Hexagram, and trace a line of white Light as you move to the East. Complete the Circle by finishing the line in the center of the first Hexagram (i.e., where you began).
12. Go to the West of the Altar and face East.
13. Trace a grey Banishing Chokmah Hexagram (Supreme form) while vibrating "ארררררר" [â-râ-rè-tâ]. Trace a white Chokmah symbol in its center, while vibrating "יה" [yâh]. Project grey Light through it, using the Sign of the Enterer.



14. Go to the West of the Altar, facing East. Perform the Analysis of the Key Word in closing.

Greater Invoking Ritual of the Hexagram, Kether

Synopsis

Altar:	White Altar cloth, candle, incense, cup of water, Lotus Wand (wrapped), Planetary Banishing Dagger, materials for the Rite of the Magical Eucharist (optional).
Tarot Reference:	The aces.
Colors:	White flashing with complementary black.
Scents:	Ambergris, almond flower.

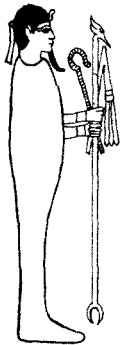
Ritual Precis

1. Perform the Lesser Banishing Ritual of the Pentagram.
2. Perform the Lesser Banishing Ritual of the Hexagram.
3. Perform the Rite of Purification with Water and Consecration with Fire.
4. Unwrap the Lotus Wand.
5. Perform the Rite of the Qabalistic Cross.
6. Perform an Invocation of the Highest Divine Force.
7. Invoke Kether in each of the four Quarters, and over the Altar (assuming the appropriate God Form, using the appropriate Hexagrams and Names). Trace the appropriate Sigils and Hebrew Names over the Altar, while vibrating the Names from the Sephirothic Hierarchy of Kether.
8. Circumambulate one time.
9. Perform the Rite of Adoration of the Lord of the Universe.
10. State all Magical Intentions.
11. Perform the Middle Pillar Ritual (optional).
12. Skry to the corresponding Sephirothic Plane (optional).

13. Perform the Rite of the Magical Eucharist (optional).
14. Wrap the Lotus Wand.
15. Reverse circumambulate one time.
16. Divest yourself of all God Forms assumed during the Ritual.
17. Perform the Greater Banishing Ritual of the Hexagram for Kether, by banishing Kether in each of the four Quarters, as well as over the Altar (using the appropriate Hexagrams and Names).
18. Perform the Lesser Banishing Ritual of the Pentagram.
19. Perform the Lesser Banishing Ritual of the Hexagram.
20. Declare the Temple duly closed.

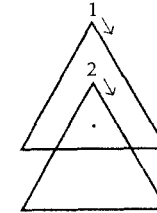
Ritual

1. Go to the Northeast corner. Stand facing outward, away from the Altar. Proclaim: "Hekas, Hekas Este Bebeloi" [hê-kâs hê-kâs ês-tê bê-bê-lôè].
2. Go to the West of the Altar, facing East. Perform the Lesser Banishing Ritual of the Pentagram.
3. Perform the Lesser Banishing Ritual of the Hexagram.
4. Perform the Rite of Purification with Water and Consecration with Fire.
5. Unwrap your Lotus Wand.
6. Perform the Rite of the Qabalistic Cross.
7. Perform an Invocation of the Highest Divine Force.
8. Pick up your Lotus Wand. Assume the God Form of Ptah, dressed in white with black trim, while vibrating "Ptah" [ptâ].

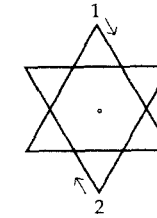


9. Go to the Eastern end of the Circle. Stand facing outward.
10. Holding the Lotus Wand by the white band, trace a white Invoking Kether Hexagram (Eastern form) while vibrating "אֶרְאֵי תָא" [â-râ-rè-tâ].

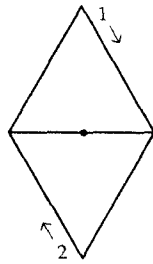
[â-râ-rè-tâ]. Trace a black point (fylfot cross) in its center, while vibrating "אֶרְאֵי תָא" [ê-hê-yê]. Project white Light through it, using the Sign of the Enterer.



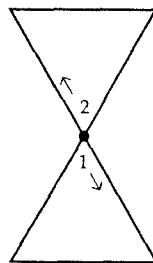
11. Give the LVX Signs.
12. Raise your arms, reaching outward and slightly upward. Proclaim (and vibrate as indicated): "In the Name of the Lord אֶרְאֵי תָא" [ê-hê-yê], I invoke you, you Forces of אֶרְאֵי תָא [kê-têr].
13. Pierce the center of the Hexagram, and trace a line of white Light as you move to the South. Finish the line at the point where the center of the next Hexagram will be.
14. Trace a white Invoking Kether Hexagram (Southern form) while vibrating "אֶרְאֵי תָא" [â-râ-rè-tâ]. Trace a black point in its center, while vibrating "אֶרְאֵי תָא" [ê-hê-yê]. Project white Light through it, using the Sign of the Enterer.



15. Give the LVX Signs.
16. Raise your arms, reaching outward and slightly upward. Proclaim (and vibrate as indicated): "In the Name of the Lord אֶרְאֵי תָא" [ê-hê-yê], I invoke you, you Forces of אֶרְאֵי תָא [kê-têr].
17. Pierce the center of the Hexagram, and trace a line of white Light as you move to the West. Finish the line at the point where the center of the next Hexagram will be.
18. Trace a white Invoking Kether Hexagram (Western form) while vibrating "אֶרְאֵי תָא" [â-râ-rè-tâ]. Trace a black point in its center, while vibrating "אֶרְאֵי תָא" [ê-hê-yê]. Project white Light through it, using the Sign of the Enterer.

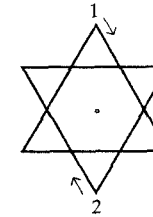


19. Give the LVX Signs.
20. Raise your arms, reaching outward and slightly upward. Proclaim (and vibrate as indicated): "In the Name of the Lord אֱהְיֶה' [ê-hê-yê], I invoke you, you Forces of כְּתָר' [kê-têr].
21. Pierce the center of the Hexagram, and trace a line of white Light as you move to the North. Finish the line at the point where the center of the next Hexagram will be.
22. Trace a white Invoking Kether Hexagram (Northern form) while vibrating אֱהְיֶה' [ê-hê-yê]. Trace a black point in its center, while vibrating אֱהְיֶה' [ê-hê-yê]. Project white Light through it, using the Sign of the Enterer.

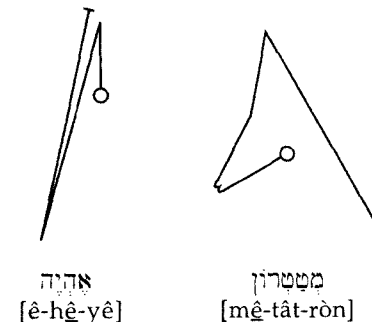


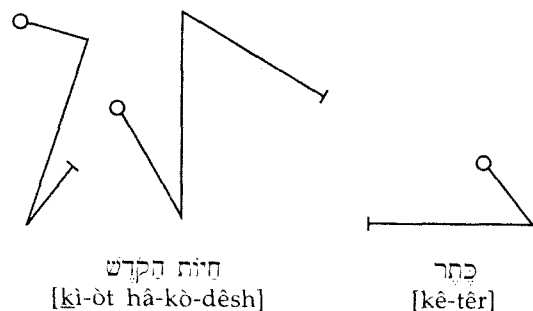
23. Give the LVX Signs.
24. Raise your arms, reaching outward and slightly upward. Proclaim (and vibrate as indicated): "In the Name of the Lord אֱהְיֶה' [ê-hê-yê], I invoke you, you Forces of כְּתָר' [kê-têr].
25. Pierce the center of the Hexagram, and trace a line of white Light as you move to the East. Complete the Circle by finishing the line in the center of the first Hexagram (i.e., where you began).
26. Go to the West of the Altar, and face East.
27. Pause and close your eyes for a moment. Visualize again the God Form of Ptah which you continue to assume, dressed in white with

- black trim, while vibrating "Ptah" [ptâ].
28. Trace a white Invoking Kether Hexagram (Supreme form) while vibrating אֱהְיֶה' [ê-hê-yê]. Trace a black point in its center, while vibrating אֱהְיֶה' [ê-hê-yê]. Project white Light through it, using the Sign of the Enterer.



29. Give the LVX Signs.
30. Raise your arms, reaching outward and slightly upward. Proclaim (and vibrate as indicated): "In the Name of the Lord אֱהְיֶה' [ê-hê-yê], I invoke you, you Forces of כְּתָר' [kê-têr].
31. Each of the Names in the following Invocation should be vibrated twice. The first time, vibrate the Name while you trace it in Hebrew (over the Hexagram, from right to left). The second time, vibrate the Name again, while you trace its Sigil, as shown below. Proclaim: "In the Name of the Lord אֱהְיֶה' [ê-hê-yê], of the Archangel מְטַטְרוֹן' [mê-tât-ròn], and of the Choir of Angels הַקְּדוֹשׁ הַיְיָהוָה' [kî-òt hâ-kò-dêsh], I invoke you, you Forces of כְּתָר' [kê-têr]."





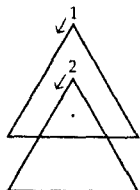
32. Extend your arms outward and upward. Proclaim: "I invoke you, you Angels of the celestial Spheres, whose dwelling is in the Invisible. You are the Guardians of the Gates of the Universe. May you also be the Guardians of this Mystic Sphere. Keep far removed the Evil and the Unbalanced. Strengthen and inspire me, so that I may preserve unsullied this Abode of the Mysteries of the Eternal Gods. Let my Sphere be pure and holy, so that I may enter in, and become a partaker of, the Light Divine."
33. Give the LVX Signs, and remain thus for a short time, while you feel the invoked Energies.
34. Go to the Northeast corner of the Circle, and face outward. Extend your arms outward and upward, and proclaim: "The visible Sun is the dispenser of Light to the Earth. Let me form therefore a Vortex in this Chamber, that the invisible Light of the Spirit shall shine therein from above."
35. Circumambulate one time around the perimeter of the Circle. Imagine Magical Current flowing through you, and visualize a clockwise-spinning Vortex being created as you move. Give the Sign of the Enterer when you pass by the Eastern end of the Circle (in the direction you are going, without stopping). Finish in the Northeast.
36. Go to the West of the Altar, facing East. Perform the Rite of Adoration of the Lord of the Universe.
37. State clearly the Magical Intentions of the Ritual. For example: "It is the Intention of this Ritual that the Energies of the Sephirah of Kether shall be awakened in my Sphere of Sensation ('Aura'), and that I shall eventually attain the Knowledge of, and Conversation with, my Divine Genius ('Holy Guardian Angel')."
38. Perform the Ritual of the Middle Pillar. This activates and equilibrates the invoked Forces in your Sphere of Sensation (optional).

39. Skry to the Plane of the invoked Forces (optional). When finished, make a sketch, drawing, or painting of any encountered images or beings, and write a brief description of any visionary experience. This material should be carefully recorded for entry into the Magical Diary.
40. Perform the Rite of the Magical Eucharist (optional).
41. Carefully wrap and put away your Lotus Wand, to avoid any accidental dissipation of its charged Force.
42. Go to the Southeast corner.
43. Reverse circumambulate one time around the perimeter of the Circle. As you move, imagine Magical Current flowing through you, and visualize the Vortex of Magical Energy, which you created earlier, reversing and dissipating. Give the Sign of the Enterer when you pass by the Eastern end of the Circle (in the direction you are going, without stopping). Finish in the Southeast.
44. Go to the West of the Altar, facing East, and perform the Rite of Adoration of the Lord of the Universe.
45. Pause and close your eyes for a moment. Visualize again the God Form of Ptah, dressed in white with black trim. Divest yourself of the God Form of Ptah, while vibrating "Ptah" [ptâ]. Likewise divest yourself of any other God Forms which may have been assumed during preliminary Invocations (e.g., of the Highest Divine Force).
46. Perform the Greater Banishing Ritual of the Hexagram for the Sephirah of Kether.
47. Perform the Lesser Banishing Ritual of the Pentagram.
48. Perform the Lesser Banishing Ritual of the Hexagram.
49. Knock one time upon the Altar and proclaim: "I now release any Spirits which may have been imprisoned by this Ritual. Go now, with the Blessings of 'יהי' [ê-hê-yê]. May there always be peace between us, and may you always come when you are called. I now Declare this Ritual duly closed."

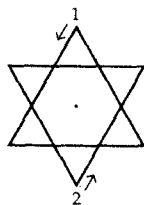
Greater Banishing Ritual of the Hexagram, Kether

1. Look around, and assure yourself that you will not accidentally banish the charged Force of any consecrated Magical Implements.
2. Stand West of the Altar, facing East. Perform the Rite of the Qabalistic Cross.
3. Pick up your Planetary Banishing Dagger. Go to the Eastern end of the Circle. Stand facing outward.

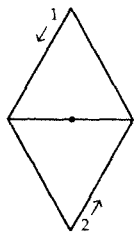
4. Trace a white Banishing Kether Hexagram (Eastern form) while vibrating "אֶרְאֵהוּ" [â-râ-rè-tâ]. Trace a black point (fylfot cross) in its center, while vibrating "אֶהְיֶה" [ê-hê-yê]. Project white Light through it, using the Sign of the Enterer. Give the Sign of Silence.



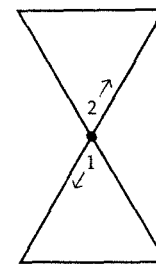
5. Pierce the center of the Hexagram, and trace a line of white Light as you move to the South. Finish the line at the point where the center of the next Hexagram will be.
6. Trace a white Banishing Kether Hexagram (Southern form) while vibrating "אֶרְאֵהוּ" [â-râ-rè-tâ]. Trace a black point in its center, while vibrating "אֶהְיֶה" [ê-hê-yê]. Project white Light through it, using the Sign of the Enterer. Give the Sign of Silence.



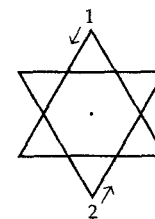
7. Pierce the center of the Hexagram, and trace a line of white Light as you move to the West. Finish the line at the point where the center of the next Hexagram will be.
8. Trace a white Banishing Kether Hexagram (Western form) while vibrating "אֶרְאֵהוּ" [â-râ-rè-tâ]. Trace a black point in its center, while vibrating "אֶהְיֶה" [ê-hê-yê]. Project white Light through it, using the Sign of the Enterer. Give the Sign of Silence.



9. Pierce the center of the Hexagram, and trace a line of white Light as you move to the North. Finish the line at the point where the center of the next Hexagram will be.
10. Trace a white Banishing Kether Hexagram (Northern form) while vibrating "אֶרְאֵהוּ" [â-râ-rè-tâ]. Trace a black point in its center, while vibrating "אֶהְיֶה" [ê-hê-yê]. Project white Light through it, using the Sign of the Enterer. Give the Sign of Silence.



11. Pierce the center of the Hexagram, and trace a line of white Light as you move to the East. Complete the Circle by finishing the line in the center of the first Hexagram (i.e., where you began).
12. Go to the West of the Altar and face East.
13. Trace a white Banishing Kether Hexagram (Supreme form) while vibrating "אֶרְאֵהוּ" [â-râ-rè-tâ]. Trace a black point in its center, while vibrating "אֶהְיֶה" [ê-hê-yê]. Project white Light through it, using the Sign of the Enterer.

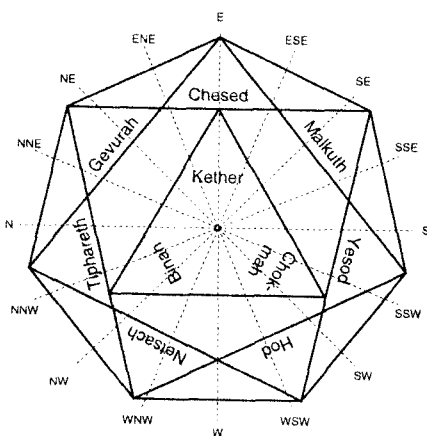


14. Go to the West of the Altar, facing East. Perform the Analysis of the Key Word in closing.

Supreme Invoking Ritual of the Sephiroth

Introduction

The Supreme Invoking Ritual of the Sephiroth invokes the combined Forces of the Sephiroth in balanced disposition. Its form is derived from the disposition of the Sephiroth in the Vault of the Adepti, as illustrated below.⁶ Whenever this Ritual is performed inside an actual Vault, all Banishing and reverse Circumambulation should, of course, be omitted.



Synopsis

- Altar:** White Altar cloth, candle, incense, cup of water, Lotus Wand (wrapped), Planetary Banishing Dagger, materials for the Rite of the Magical Eucharist (optional).
- Colors:** White, grey, black, blue, red, yellow, green, orange, violet, and black (each flashing with its complementary color).

⁶ Note that the orientations given within the text of this Ritual are not always precise, due to the difficulty of dividing a heptagram and a triangle into the directions usually associated with a compass. The Magician should therefore frequently refer to this illustration when performing the Ritual and during its Banishing. As always, when this or any other Ritual is performed inside the Vault of the Adepti all Banishing should be omitted (see page 213 for more information).

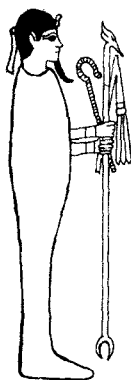
Ritual Precis

1. Perform the Lesser Banishing Ritual of the Pentagram.
2. Perform the Lesser Banishing Ritual of the Hexagram.
3. Perform the Rite of Purification with Water and Consecration with Fire.
4. Unwrap the Lotus Wand.
5. Perform the Rite of the Qabalistic Cross.
6. Perform an Invocation of the Highest Divine Force.
7. Invoke each of the Sephiroth according to their disposition in the Vault of the Adepti (assuming the appropriate God Forms, using the appropriate Hexagrams, Names, and Sigils).
8. Circumambulate ten times.
9. Perform the Rite of Adoration of the Lord of the Universe.
10. State all Magical Intentions.
11. Perform the Middle Pillar Ritual (optional).
12. Skry to the corresponding Plane (optional).
13. Perform the Rite of the Magical Eucharist (optional).
14. Wrap the Lotus Wand.
15. Reverse circumambulate ten times.
16. Divest yourself of all God Forms assumed during the Ritual.
17. Perform the Supreme Banishing Ritual of the Sephiroth, by banishing each Sephirah according to its disposition in the Vault of the Adepti (using the appropriate Hexagrams and Names).
18. Perform the Lesser Banishing Ritual of the Pentagram.
19. Perform the Lesser Banishing Ritual of the Hexagram.
20. Declare the Temple duly closed.

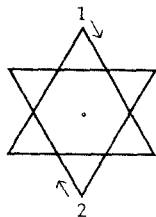
Ritual

1. Go to the Northeast corner. Stand facing outward, away from the Altar. Proclaim: "Hekas, Hekas Este Bebeloi" [hê-kâs hê-kâs ês-tê bê-bê-lôè].
2. Go to the West of the Altar, facing East. Perform the Lesser Banishing Ritual of the Pentagram.
3. Perform the Lesser Banishing Ritual of the Hexagram.
4. Perform the Rite of Purification with Water and Consecration with Fire.
5. Unwrap your Lotus Wand.
6. Perform the Rite of the Qabalistic Cross.
7. Perform an Invocation of the Highest Divine Force.
8. Pick up your Lotus Wand. Go to the Eastern end of the Circle. Stand facing outward.

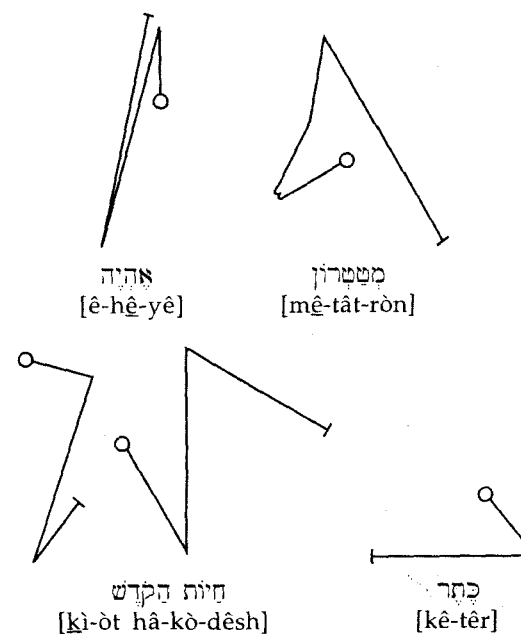
9. Pause and close your eyes for a moment. Visualize the God Form of Ptah, dressed in white with black trim. Assume the God Form of Ptah, while vibrating "Ptah" [ptâ].



10. Holding the Lotus Wand by the white band, trace a white Invoking Kether Hexagram (Supreme form) while vibrating "אֶהְיֶה" [â-râ-rè-tâ]. Trace a black point in its center, while vibrating "אֶהְיֶה" [ê-hê-yê]. Project white Light through it, using the Sign of the Enterer.



11. Give the LVX Signs.
 12. Raise your arms, reaching outward and slightly upward. Proclaim (and vibrate as indicated): "In the Name of the Lord 'אֶהְיֶה' [ê-hê-yê], I invoke you, you Forces of 'כְּתָר' [kê-têr]."
 13. Each of the Names in the following Invocation should be vibrated twice. The first time, vibrate the Name while you trace it in Hebrew (over the Hexagram, from right to left). The second time, vibrate the Name again, while you trace its Sigil, as shown below. Proclaim: "In the Name of the Lord 'אֶהְיֶה' [ê-hê-yê], of the Archangel 'מְטַטְרוֹן' [mê-tât-rôn], and of the Choir of Angels 'חַיֵּי הַקֶּדֶשׁ' [kî-òt hâ-kò-dêsh], I invoke you, you Forces of 'כְּתָר' [kê-têr]."



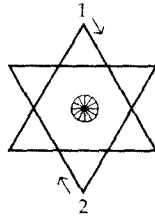
14. Pause and close your eyes for a moment. Visualize again the God Form of Ptah, dressed in white with black trim. Divest yourself of the God Form of Ptah, while vibrating "Ptah" [ptâ].
 15. Pierce the center of the Hexagram, and trace a line of white Light as you move to the Southwest. Finish the line at the point where the center of the next Hexagram will be.



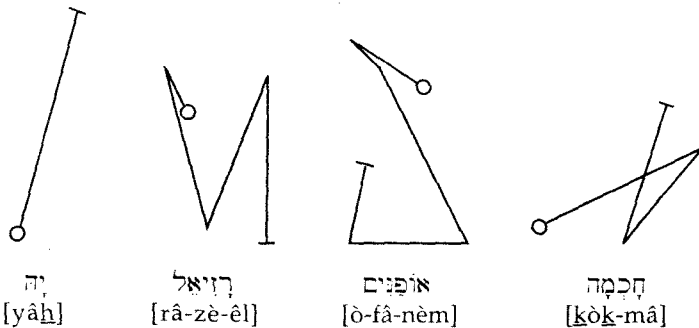
16. Assume the God Form of Djehuti, dressed in grey with white trim,

while vibrating "Djehuti" [jê-hù-tè].

- Trace a grey Invoking Chokmah Hexagram (Supreme form) while vibrating "ארר יהא" [â-râ-rè-tâ]. Trace a white Chokmah symbol in its center, while vibrating "יה" [yâh]. Project grey Light through it, using the Sign of the Enterer.



- Give the LVX Signs.
- Raise your arms, reaching outward and slightly upward. Proclaim (and vibrate as indicated): "In the Name of the Lord יה" [yâh], I invoke you, you Forces of חכמה [kòk-mâ].
- Each of the Names in the following Invocation should be vibrated twice. The first time, vibrate the Name while you trace it in Hebrew (over the Hexagram, from right to left). The second time, vibrate the Name again, while you trace its Sigil, as shown below. Proclaim: "In the Name of the Lord יה" [yâh], of the Archangel רזאל [râ-zè-èl], and of the Choir of Angels אנפנים [ò-fâ-nèm], I invoke you, you Forces of חכמה [kòk-mâ]."



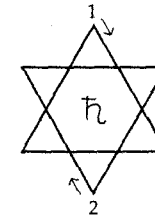
- Divest yourself of the God Form of Djehuti, dressed in grey with white trim, while vibrating "Djehuti" [jê-hù-tè].
- Pierce the center of the Hexagram, and trace a line of white Light as you move to the Northwest. Finish the line at the point where

the center of the next Hexagram will be.

- Assume the God Form of Nut, dressed in black with white trim, while vibrating "Nut" [nùt].

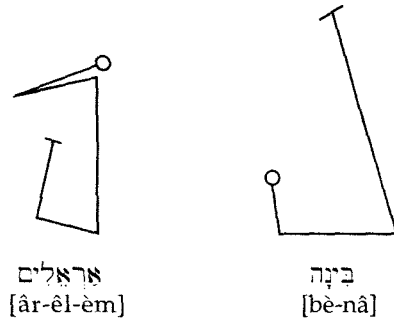
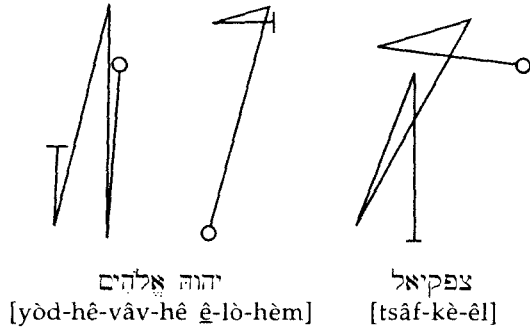


- Pause and close your eyes for a moment. Visualize again the God Form of Nut which you continue to assume, dressed in black with white trim, while vibrating "Nut" [nùt].
- Trace a black Invoking Binah Hexagram (Supreme form) while vibrating "ארר יהא" [â-râ-rè-tâ]. Trace a white Saturn glyph in its center, while vibrating "יהוה אלהים" [yòd-hê-vâv-hê ê-lò-hèm]. Project black Light through it, using the Sign of the Enterer.



- Give the LVX Signs.
- Raise your arms, reaching outward and slightly upward. Proclaim (and vibrate as indicated): "יהוה אלהים" [yòd-hê-vâv-hê ê-lò-hèm], I invoke you, you Forces of בנה [bè-nâ].
- Each of the Names in the following Invocation should be vibrated twice. The first time, vibrate the Name while you trace it in Hebrew (over the Hexagram, from right to left). The second time, vi-

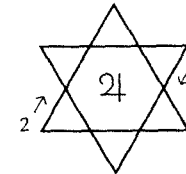
brate the Name again, while you trace its Sigil, as shown below. Proclaim: "In the Name of the Lord 'יהוה אלהים' [yòd-hê-vâv-hê ê-lò-hèm], of the Archangel 'צפקיאל' [tsâf-kè-êl], and of the Choir of Angels 'ארזלים' [âr-êl-èm], I invoke you, you Forces of 'בינה' [bè-nâ]."



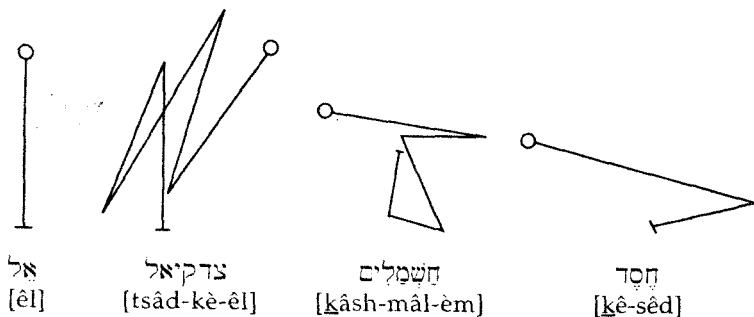
29. Divest yourself of the God Form of Nut, dressed in black with white trim, while vibrating "Nut" [nùt].
30. Pierce the center of the Hexagram, and trace a line of white Light as you move to the East. Complete the Circle by finishing the line in the center of the first Hexagram (i.e., where you began).
31. Assume the God Form of Isis, dressed in blue with orange trim, while vibrating "Isis" [è-sèt].



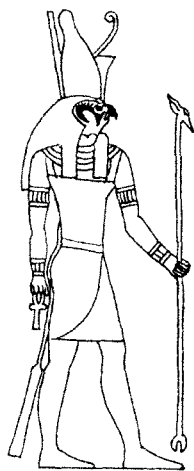
32. Trace a blue Invoking Chesed Hexagram (Supreme form) while vibrating "ארזריתא" [âr-rê-tâ]. Trace an orange Jupiter glyph in its center while vibrating "אל" [êl]. Project blue Light through it, using the Sign of the Enterer.



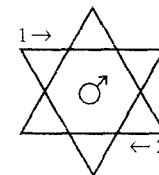
33. Give the LVX Signs.
34. Raise your arms, reaching outward and slightly upward. Proclaim (and vibrate as indicated): "In the Name of the Lord 'אל' [êl], I invoke you, you Forces of 'קסד' [kê-sêd]."
35. Each of the Names in the following Invocation should be vibrated twice. The first time, vibrate the Name while you trace it in Hebrew (over the Hexagram, from right to left). The second time, vibrate the Name again, while you trace its Sigil, as shown below. Proclaim: "In the Name of the Lord 'אל' [êl], of the Archangel 'צדקיאל' [tsâd-kè-êl], of the Choir of Angels 'קשמלים' [kâsh-mâl-èm], I invoke you, you Forces of 'קסד' [kê-sêd]."



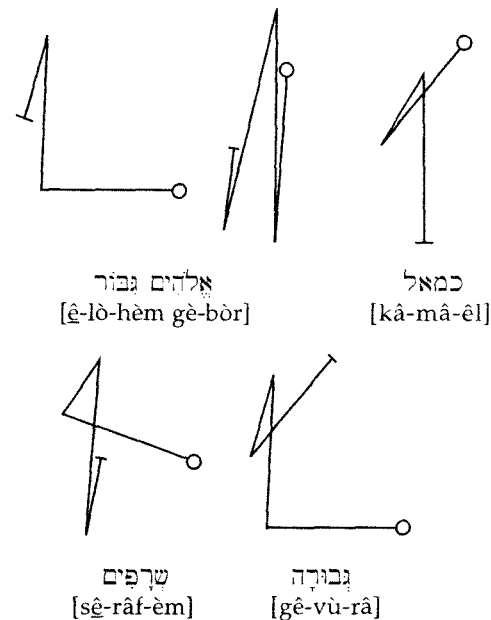
- 36. Divest yourself of the God Form of Isis, dressed in blue with orange trim, while vibrating "Isis" [è-sêt].
- 37. Pierce the center of the Hexagram, and trace a line of white Light as you move clockwise to the Northeast. Finish the line at the point where the center of the next Hexagram will be.
- 38. Assume the God Form of Horus, dressed in red with green trim, while vibrating "Horus" [krù].

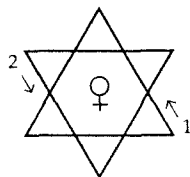


- 39. Trace a red Invoking Gevurah Hexagram (Supreme form) while vibrating "אֶרְאֵרֵתָא" [â-râ-rè-tâ]. Trace a green Mars glyph in its center, while vibrating "אֱלֹהִים גְּבוּרָה" [ê-lò-hèm gè-bòr]. Project red Light through it, using the Sign of the Enterer.

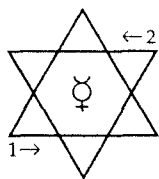


- 40. Give the LVX Signs.
- 41. Raise your arms, reaching outward and slightly upward. Proclaim (and vibrate as indicated): "In the Name of the Lord 'אֱלֹהִים גְּבוּרָה' [ê-lò-hèm gè-bòr], I invoke you, you Forces of 'גְּבוּרָה' [gè-vù-râ]."
- 42. Each of the Names in the following Invocation should be vibrated twice. The first time, vibrate the Name while you trace it in Hebrew (over the Hexagram, from right to left). The second time, vibrate the Name again, while you trace its Sigil, as shown below. Proclaim: "In the Name of the Lord 'אֱלֹהִים גְּבוּרָה' [ê-lò-hèm gè-bòr], of the Archangel 'כַּמְאֵל' [kâ-mâ-êl], and of the Choir of Angels 'שְׂרָפִים' [sê-râf-èm], I invoke you, you Forces of 'גְּבוּרָה' [gè-vù-râ]."

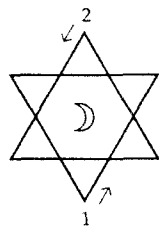




17. Pierce the center of the Hexagram, and trace a line of white Light as you move to the West-southwest. Finish the line at the point where the center of the next Hexagram will be.
18. Trace an orange Banishing Hod Hexagram (Supreme form) while vibrating "ארררת" [â-râ-rè-tâ]. Trace a blue Mercury glyph in its center, while vibrating "אלהים צבאות" [ê-lò-hèm tsêv-â-òt]. Project orange Light through it, using the Sign of the Enterer.

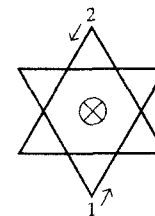


19. Pierce the center of the Hexagram, and trace a line of white Light as you move to the South. Finish the line at the point where the center of the next Hexagram will be.
20. Trace a violet Banishing Yesod Hexagram (Supreme form) while vibrating "ארררת" [â-râ-rè-tâ]. Trace a yellow Lunar glyph in its center, while vibrating "שדי אל קי" [shâ-di êl kî]. Project violet Light through it, using the Sign of the Enterer.



21. Pierce the center of the Hexagram, and trace a line of white Light as you move to the Southeast. Finish the line at the point where the center of the next Hexagram will be.
22. Trace a black Banishing Malkuth Hexagram (Supreme form)

while vibrating "ארררת" [â-râ-rè-tâ]. Trace a white Malkuth glyph in its center, while vibrating "אדני הארץ" [â-dò-nì hâ-â-rêts]. Project black Light through it, using the Sign of the Enterer.



23. Pierce the center of the Hexagram, and trace a line of white Light as you move to the East. Complete the Circle by finishing the line in the center of the first Hexagram (i.e., where you began).
24. Go to the West of the Altar, facing East. Perform the Analysis of the Key Word in closing.

Capricorn

- Key Concepts:** Ambition, "I use."
Related Concepts: Persistence, patience, practicality, integrity, hard work, management, structure, rigidity, materialism, material force, temptation, obsession, fate, destiny.
- Tarot Trump:** The Devil, "Lord of the Gates of Matter, Child of the Forces of Time."
Sepher Yetzirah: "The Renovating or Renewing Consciousness."
House Corresponding: Tenth House.
Key Concepts: Honor, public life.
Related Concepts: Profession, career, employer, government, other authority figures, reputation, community standing, one parent (usually the Father).

Aquarius

- Key Concepts:** Imagination, "I know."
Related Concepts: Hope, faith, humanitarianism, unconventionality, ingenuity, revolution, unexpected help, fanaticism, dreaminess, deceived hope.
- Tarot Trump:** The Star, "Daughter of the Firmament, Dweller between the Waters."
Sepher Yetzirah: "The Natural Consciousness."
House Corresponding: Eleventh House.
Key Concepts: Social consciousness, love received.
Related Concepts: Group relationships, capacity for friendship, friends, money from one's profession, goals, hopes, wishes.

Pisces

- Key Concepts:** Understanding, "I believe."
Related Concepts: Imagination, voluntary change, dreams, poetry, intuition, sensitivity, compassion, psychic matters, dissatisfaction, escapism, deception, falsity, error, lying.
- Tarot Trump:** The Moon, "Ruler of Flux and Reflux, Child of the Sons of the Mighty."
Sepher Yetzirah: "The Corporeal or Physical Consciousness."

- House Corresponding:** Twelfth House.
Key Concepts: The hidden, mental health.
Related Concepts: The Unconscious, secrets, things hidden, secret enemies, unseen dangers, mysticism, dreams, fears, large institutions, corporations, sorrow, suffering, limitations.

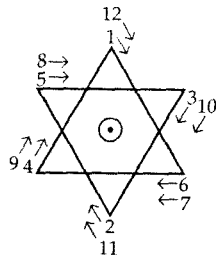
Sephirothic**Kether**

- Spiritual Experience:** Union with God.
Key Concepts: The Crown.
Related Concepts: Absolute unity without division, oneness, all that is, divine white brilliance, the Monad, God the creator, that from which we come and to which we shall return.
- Symbols:** The crown, the point, the fylfot cross.
Astrological Reference: The starry heavens, the first motion, the first whirlings, the source of all from the infinite unmanifest, the galaxies.
- Tarot Reference:** The aces. The aces are first in order and appearance and represent the Force of Spirit acting in, and binding together, the four scales of each Element and answering to the dominion of the letters of the name in the Kether of each. They represent the radical or root Force. The aces are said to be placed on the north pole of the universe, wherein they revolve, governing in revolution, and ruling as the connecting link between Yetzirah and the material plane of the universe.
- Sepher Yetzirah:** "The Mystical, Admirable, or Hidden Consciousness."

- 43. Divest yourself of the God Form of Horus, dressed in red with green trim, while vibrating "Horus" [krù].
- 44. Pierce the center of the Hexagram, and trace a line of white Light as you move to the North. Finish the line at the point where the center of the next Hexagram will be.
- 45. Assume the God Form of Osiris, dressed in yellow with violet trim, while vibrating "Osiris" [ò-sèr].



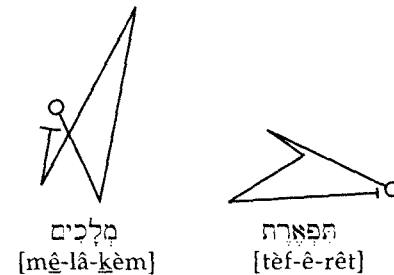
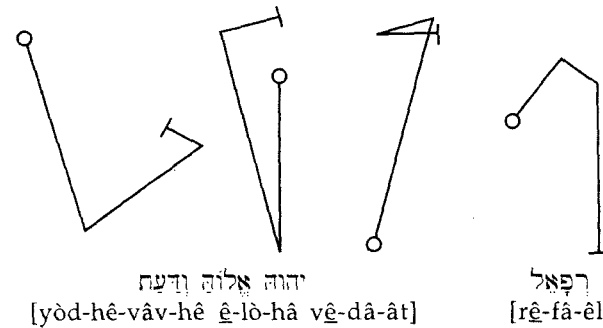
- 46. Trace a yellow Invoking Tiphareth Hexagram (Supreme form) while vibrating "אררריחא" [â-râ-rè-tâ]. Trace a violet Solar glyph in its center, while vibrating "יהוה אלהיך ודעת" [yòd-hê-vâv-hê ê-lò-hâ vê-dâ-ât]. Project yellow Light through it, using the Sign of the Enterer.




- 47. Give the LVX Signs.
- 48. Raise your arms, reaching outward and slightly upward. Proclaim (and vibrate as indicated): "In the Name of the Lord אלהיך ודעת"

יהוה [yòd-hê-vâv-hê ê-lò-hâ vê-dâ-ât], I invoke you, you Forces of תפארת [tèf-ê-rèt].

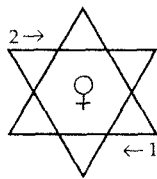
- 49. Each of the Names in the following Invocation should be vibrated twice. The first time, vibrate the Name while you trace it in Hebrew (over the Hexagram, from right to left). The second time, vibrate the Name again, while you trace its Sigil, as shown below. Proclaim: "In the Name of the Lord יהוה אלהיך ודעת [yòd-hê-vâv-hê ê-lò-hâ vê-dâ-ât], of the Archangel רפאל [rê-fâ-êl], and of the Choir of Angels מלכים [mê-lâ-kèm], I invoke you, you Forces of תפארת [tèf-ê-rèt]."



- 50. Divest yourself of the God Form of Osiris, dressed in yellow with violet trim, while vibrating "Osiris" [ò-sèr].
- 51. Pierce the center of the Hexagram, and trace a line of white Light as you move to the West-northwest. Finish the line at the point where the center of the next Hexagram will be.
- 52. Assume the God Form of Hathor, dressed in green with red trim, while vibrating "Hathor" [kêt krù].

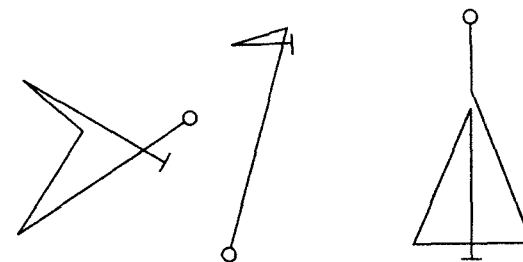


53. Trace a green Invoking Netsach Hexagram (Supreme form) while vibrating "אֶרְרִיתָא" [â-râ-rè-tâ]. Trace a red Venus glyph in its center, while vibrating "יְהוָה צְבָאוֹת" [yòd-hê-vâv-hê tsêv-â-òt]. Project green Light through it, using the Sign of the Enterer.



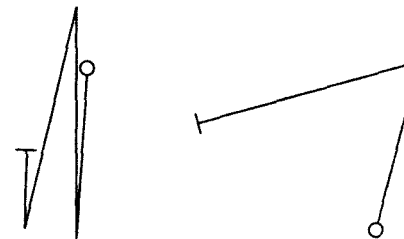
54. Give the LVX Signs.
 55. Raise your arms, reaching outward and slightly upward. Proclaim (and vibrate as indicated): "In the Name of the Lord 'יְהוָה צְבָאוֹת' [yòd-hê-vâv-hê tsêv-â-òt], I invoke you, you Forces of 'נְצַח' [nêt-sâk]."
 56. Each of the Names in the following Invocation should be vibrated twice. The first time, vibrate the Name while you trace it in Hebrew (over the Hexagram, from right to left). The second time, vibrate the Name again, while you trace its Sigil, as shown below. Proclaim: "In the Name of the Lord 'יְהוָה צְבָאוֹת' [yòd-hê-vâv-hê

tsêv-â-òt], of the Archangel 'הַאֲנִיֵּאל' [hâ-nè-él], and of the Choir of Angels 'אֱלֹהִים' [ê-lò-hèm], I invoke you, you Forces of 'נְצַח' [nêt-sâk]."



יְהוָה צְבָאוֹת
[yòd-hê-vâv-hê tsêv-â-òt]

הַאֲנִיֵּאל
[hâ-nè-él]



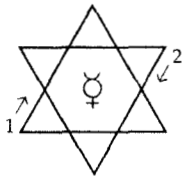
אֱלֹהִים
[ê-lò-hèm]

נְצַח
[nêt-sâk]

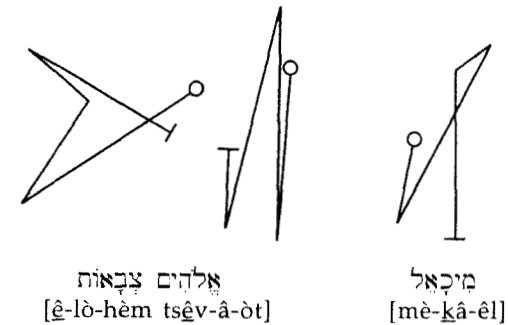
57. Divest yourself of the God Form of Hathor, dressed in green with red trim, while vibrating "Hathor" [kêt krù].
 58. Pierce the center of the Hexagram, and trace a line of white Light as you move to the West-southwest. Finish the line at the point where the center of the next Hexagram will be.
 59. Assume the God Form of Anubis, dressed in orange with blue trim, while vibrating "Anubis" [in-pù].



60. Trace an orange Invoking Hod Hexagram (Supreme form) while vibrating "אָרַרְרֵתָא" [â-râ-rè-tâ]. Trace a blue Mercury glyph in its center, while vibrating "אֱלֹהִים צְבָאוֹת" [ê-lò-hèm tsêv-â-òt]. Project orange Light through it, using the Sign of the Enterer.

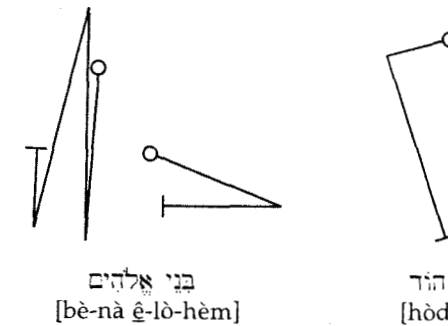


61. Give the LVX Signs.
 62. Raise your arms, reaching outward and slightly upward. Proclaim (and vibrate as indicated): "In the Name of the Lord 'אֱלֹהִים צְבָאוֹת' [ê-lò-hèm tsêv-â-òt], I invoke you, you Forces of 'הוֹד' [hòd]."
 63. Each of the Names in the following Invocation should be vibrated twice. The first time, vibrate the Name while you trace it in Hebrew (over the Hexagram, from right to left). The second time, vibrate the Name again, while you trace its Sigil, as shown below. Proclaim: "In the Name of the Lord 'אֱלֹהִים צְבָאוֹת' [ê-lò-hèm tsêv-â-òt], of the Archangel 'מִיכָאֵל' [mè-kâ-êl], and of the Choir of Angels 'בְּנֵי אֱלֹהִים' [bè-nà ê-lò-hèm], I invoke you, you Forces of 'הוֹד' [hòd]."



אֱלֹהִים צְבָאוֹת
[ê-lò-hèm tsêv-â-òt]

מִיכָאֵל
[mè-kâ-êl]



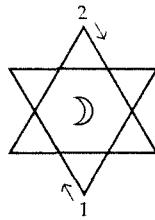
בְּנֵי אֱלֹהִים
[bè-nà ê-lò-hèm]

הוֹד
[hòd]

64. Divest yourself of the God Form of Anubis, dressed in orange with blue trim, while vibrating "Anubis" [în-pù].
 65. Pierce the center of the Hexagram, and trace a line of white Light as you move to the South. Finish the line at the point where the center of the next Hexagram will be.
 66. Pick up your Lotus Wand. Assume the God Form of Shu, dressed in violet with yellow trim, while vibrating "Shu" [shù].



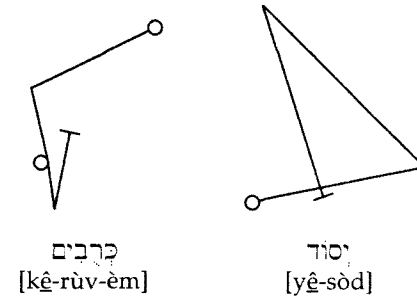
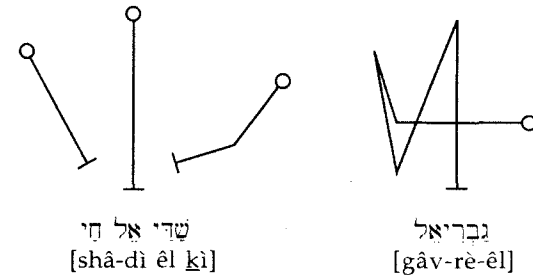
67. Trace a violet Invoking Yesod Hexagram (Supreme form) while vibrating "ארררתא" [â-râ-rè-tâ]. Trace a yellow Lunar glyph⁷ in its center, while vibrating "שדי אל חי" [shâ-di êl kî]. Project violet Light through it, using the Sign of the Enterer.



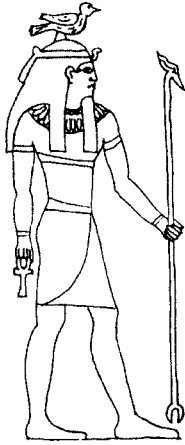
68. Give the LVX Signs.
69. Raise your arms, reaching outward and slightly upward. Proclaim (and vibrate as indicated): "In the Name of the Lord שדי אל חי" [shâ-di êl kî], I invoke you, you Forces of יסוד" [yê-sòd].

⁷ Note that the correct form of this glyph changes with the phases of the moon. Employ ☽ when the Moon is waxing, Employ ☾ for the waning Moon, ☉ at the time of the full Moon, and ☿ at the time of the new Moon. Use these alternating forms whenever possible. As a last resort, use ☽ as a default form, although this is technically incorrect and should be avoided.

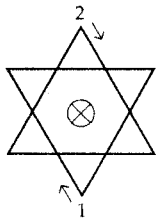
70. Each of the Names in the following Invocation should be vibrated twice. The first time, vibrate the Name while you trace it in Hebrew (over the Hexagram, from right to left). The second time, vibrate the Name again, while you trace its Sigil, as shown below. Proclaim: "In the Name of the Lord שדי אל חי" [shâ-di êl kî], of the Archangel גבריאל" [gâv-rè-êl], and of the Choir of Angels כרבים" [kê-rùv-èm], I invoke you, you Forces of יסוד" [yê-sòd]."



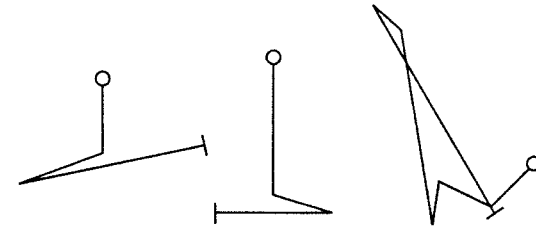
71. Divest yourself of the God Form of Shu, dressed in violet with yellow trim, while vibrating "Shu" [shù].
72. Pierce the center of the Hexagram, and trace a line of white Light as you move to the Southeast. Finish the line at the point where the center of the next Hexagram will be.
73. Assume the God Form of Geb, dressed in black, olive, citrine, and russet with white trim, while vibrating "Geb" [gêb].



74. Trace a black Invoking Malkuth Hexagram (Supreme form) while vibrating "אֶרְאֵתָא" [â-râ-rè-tâ]. Trace a white Malkuth symbol in its center, while vibrating "אֶדְנֵי הָאָרֶץ" [â-dò-nì hà-â-rêts]. Project black Light through it, using the Sign of the Enterer.

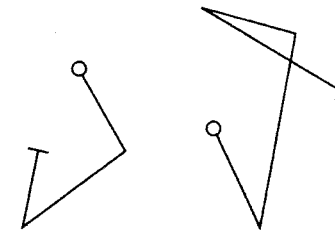


75. Give the LVX Signs.
 76. Raise your arms, reaching outward and slightly upward. Proclaim (and vibrate as indicated): "In the Name of the Lord אֶדְנֵי הָאָרֶץ [â-dò-nì hà-â-rêts], I invoke you, you Forces of מַלְכּוּת [mâl-kùt]."
 77. Each of the Names in the following Invocation should be vibrated twice. The first time, vibrate the Name while you trace it in Hebrew (over the Hexagram, from right to left). The second time, vibrate the Name again, while you trace its Sigil, as shown below. Proclaim: "In the Name of the Lord אֶדְנֵי הָאָרֶץ [â-dò-nì hà-â-rêts], of the Archangel סַנְדַּלְפּוֹן [sân-dâl-fòn], and of the Choir of Angels אֲשֵׁיִם [esh-èm], I invoke you, you Forces of מַלְכּוּת [mâl-kùt]."



אֶדְנֵי הָאָרֶץ
[â-dò-nì hà-â-rêts]

סַנְדַּלְפּוֹן
[sân-dâl-fòn]



אֲשֵׁיִם
[esh-èm]

מַלְכּוּת
[mâl-kùt]

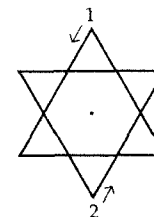
78. Divest yourself of the God Form of Geb, dressed in black, olive, citrine, and russet with white trim, while vibrating "Geb" [gêb].
 79. Pierce the center of the Hexagram, and trace a line of white Light as you move to the East. Complete the Circle by finishing the line in the center of the first Hexagram (i.e., where you began).
 80. Go to the West of the Altar, and face East.
 81. Extend your arms outward and upward. Proclaim: "I invoke you, you Angels of the celestial Spheres, whose dwelling is in the Invisible. You are the Guardians of the Gates of the Universe. May you also be the Guardians of this Mystic Sphere. Keep far removed the Evil and the Unbalanced. Strengthen and inspire me, so that I may preserve unsullied this Abode of the Mysteries of the Eternal Gods. Let my Sphere be pure and holy, so that I may enter in, and become a partaker of, the Light Divine."
 82. Give the LVX Signs, and remain thus for a short time, while you feel the invoked Energies.
 83. Go to the Northeast corner of the Circle, and face outward. Extend your arms outward and upward, and proclaim: "The visible Sun is

- the dispenser of Light to the Earth. Let me form therefore a Vortex in this Chamber, that the invisible Light of the Spirit shall shine therein from above."
84. Circumambulate ten times around the perimeter of the Circle. Imagine Magical Current flowing through you, and visualize a clockwise-spinning Vortex being created as you move. Give the Sign of the Enterer each time that you pass by the Eastern end of the Circle (in the direction you are going, without stopping). Finish in the Northeast.
 85. Go to the West of the Altar, facing East. Perform the Rite of Adoration of the Lord of the Universe.
 86. State clearly the Magical Intentions of the Ritual. For example: "It is the Intention of this Ritual that the Energies of the Sephiroth shall be awakened and equilibrated in my Sphere of Sensation ('Aura'), and that I shall eventually attain the Knowledge of, and Conversation with, my Divine Genius ('Holy Guardian Angel')."
 87. Perform the Ritual of the Middle Pillar. This activates and equilibrates the invoked Forces in your Sphere of Sensation (optional).
 88. Skry to the Plane of the invoked Forces (optional). When finished, make a sketch, drawing, or painting of any encountered images or beings, and write a brief description of any visionary experience. This material should be carefully recorded for entry into the Magical Diary.
 89. Perform the Rite of the Magical Eucharist (optional).
 90. Carefully wrap and put away your Lotus Wand, to avoid any accidental dissipation of its charged Force.
 91. Go to the Southeast corner.
 92. Reverse circumambulate ten times around the perimeter of the Circle. As you move, imagine Magical Current flowing through you, and visualize the Vortex of Magical Energy, which you created earlier, reversing and dissipating. Give the Sign of the Enterer each time that you pass by the Eastern end of the Circle (in the direction you are going, without stopping). Finish in the Southeast.
 93. Go to the West of the Altar, facing East, and perform the Rite of Adoration of the Lord of the Universe.
 94. Divest yourself of any God Forms which may have been assumed during preliminary Invocations (e.g., of the Highest Divine Force).
 95. Perform the Supreme Banishing Ritual of the Sephiroth.
 96. Perform the Lesser Banishing Ritual of the Pentagram.
 97. Perform the Lesser Banishing Ritual of the Hexagram.

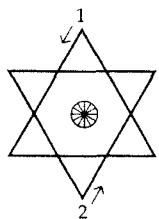
98. Knock ten times upon the Altar and proclaim: "I now release any Spirits which may have been imprisoned by this Ritual. Go now, with the Blessings of 'יהוה' [yòd-hê-vâv-hê]. May there always be peace between us, and may you always come when you are called. I now Declare this Ritual duly closed."

Supreme Banishing Ritual of the Sephiroth

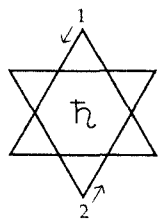
1. Look around, and assure yourself that you will not accidentally banish the charged Force of any consecrated Magical Implements.
2. Stand West of the Altar, facing East. Perform the Rite of the Qabalistic Cross.
3. Pick up your Planetary Banishing Dagger. Go to the Eastern end of the Circle. Stand facing outward.
4. Trace a white Banishing Kether Hexagram (Supreme form) while vibrating "אֶרְאֵי תָא" [â-râ-rè-tâ]. Trace a black point in its center, while vibrating "אֶהְיֶה" [ê-hê-yê]. Project white Light through it, using the Sign of the Enterer.



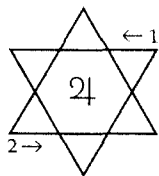
5. Pierce the center of the Hexagram, and trace a line of white Light as you move to the Southwest. Finish the line at the point where the center of the next Hexagram will be.
6. Trace a grey Banishing Chokmah Hexagram (Supreme form) while vibrating "אֶרְאֵי תָא" [â-râ-rè-tâ]. Trace a white Chokmah symbol in its center, while vibrating "יָהּ" [yâh]. Project grey Light through it, using the Sign of the Enterer.



7. Pierce the center of the Hexagram, and trace a line of white Light as you move to the Northwest. Finish the line at the point where the center of the next Hexagram will be.
8. Trace a black Banishing Binah Hexagram (Supreme form) while vibrating "ארריתא" [â-râ-rè-tâ]. Trace a white Saturn glyph in its center, while vibrating "יהוה אלהים" [yòd-hê-vâv-hê ê-lò-hèm]. Project black Light through it, using the Sign of the Enterer.

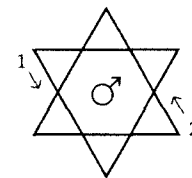


9. Pierce the center of the Hexagram, and trace a line of white Light as you move to the East. Complete the Circle by finishing the line in the center of the first Hexagram (i.e., where you began).
10. Trace a blue Banishing Chesed Hexagram (Supreme form) while vibrating "ארריתא" [â-râ-rè-tâ]. Trace an orange Jupiter glyph in its center, while vibrating "אל" [êl]. Project blue Light through it, using the Sign of the Enterer.

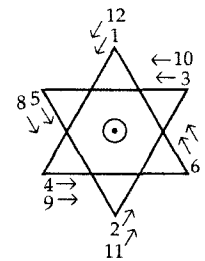


11. Pierce the center of the Hexagram, and trace a line of white Light as you move clockwise to the Northeast. Finish the line at the

- point where the center of the next Hexagram will be.
12. Trace a red Banishing Gevurah Hexagram (Supreme form) while vibrating "ארריתא" [â-râ-rè-tâ]. Trace a green Mars glyph in its center, while vibrating "אלהים גבור" [ê-lò-hèm gè-bòr]. Project red Light through it, using the Sign of the Enterer.



13. Pierce the center of the Hexagram, and trace a line of white Light as you move to the North. Finish the line at the point where the center of the next Hexagram will be.
14. Trace a yellow Banishing Tiphareth Hexagram (Supreme form) while vibrating "ארריתא" [â-râ-rè-tâ]. Trace a violet Solar glyph in its center, while vibrating "יהוה אלוה ודעת" [yòd-hê-vâv-hê ê-lò-hâ vê-dâ-ât]. Project yellow Light through it, using the Sign of the Enterer.



15. Pierce the center of the Hexagram, and trace a line of white Light as you move to the West-northwest. Finish the line at the point where the center of the next Hexagram will be.
16. Trace a green Banishing Netsach Hexagram (Supreme form) while vibrating "ארריתא" [â-râ-rè-tâ]. Trace a red Venus glyph in its center, while vibrating "יהוה צבאות" [yòd-hê-vâv-hê tsêv-â-òt]. Project green Light through it, using the Sign of the Enterer.

CHAPTER SIX



Practical and Talismanic Magic

"I saw seven golden candlesticks; and in the midst of the seven candlesticks one like unto the Son of man, clothed with a garment down to the foot, and girt about the chest with a golden girdle. His head and his hairs were white like wool, as white as snow; and his eyes were as a flame of fire; and his feet like unto fine brass, as if they burned in a furnace; and his voice as the sound of many waters. And he had in his right hand seven stars; and out of his mouth went a sharp two-edged sword; and his countenance was as the sun shineth in his strength" (Revelation 1:12-16).

Introduction

The Function and Aim of Magic

By performing the Rituals in the earlier chapters of this book, the student has learned how to correctly and effectively invoke and banish each of the Elemental, Planetary, Zodiacal, and Sephirothic Magical Forces. Until the present, however, the application of these Forces to Practical Magic has not been discussed. Although each Ritual of the main body of the present work includes a Magical Intention within its structure, these Intentions have so far been limited to the development of the Sphere of Sensation ("Aura" or "Energy Body") of the Magician, together with the stated aspiration to come into ever greater contact with the source of wisdom and guidance frequently referred to as the Divine Genius or Holy Guardian Angel.

The subject of Practical Magic has deliberately been postponed until the later chapters of the present work to counteract prevalent misconceptions about the function and aim of Magic. The primary purpose of Magic in the Rosicrucian Tradition is personal and spiritual development, rather than the mere ability to cause things to happen in the ex-

ternal world. Although the Adept indeed develops formidable skills in this latter arena, such abilities are merely byproducts of Initiation or magical discipline, rather than their primary aim.

Initiation into any genuine Magical Order or Tradition inevitably includes magical as well as psychological aspects. Appendix V, "Israel Regardie, The Golden Dawn, and Psychotherapy" demonstrates that, from a psychological perspective, genuine self initiation is virtually impossible. Nonetheless, under certain circumstances the solitary student can indeed accomplish the magical function of Initiation through discipline and persistence in the practice of Ceremonial Magic. The magical aims of Initiation are the systematic awakening of certain Forces in the Sphere of Sensation ("Aura" or "Energy Body") of the student, and the strengthening thereof.

The Adept over time learns to embody, transmit, and direct ever increasing amounts of Magical Current. There has been a great deal of misunderstanding regarding Magical Current, the Energy known in Rosicrucian Magic as LVX [lûx]. More than an intellectual idea, this Energy is as physically real as electricity or fire and can be felt within and flowing through the body. Furthermore, LVX is the Force with which the Magician invests his Magical Weapons and Talismans during their consecration.

Practical Magic

For the purposes of Practical Magic, Elemental Magic serves primarily to create direct effects in external reality. Astrological Magic facilitates personal development. Sephirothic Magic is useful for spiritual development as well as for the attainment of certain mystical states.

The Planets in Astrology traditionally represent particular psychological drives, urges, and motivations.¹ Thus Practical Planetary Magic assists the development and transformation of the personality. The Signs of the Zodiac astrologically represent twelve qualities of being or attitudes toward life.² Thus Practical Zodiacal Magic serves to transform the way we interact with the world around us. Finally, the Astrological Houses "bring the chart down to earth, serving as the lens to focus and personalize the planetary blueprint onto the actual landscape of life, and dividing that landscape into twelve categories of experience."³ The Houses corresponding to the Zodiacal Signs like-

¹ Sasportas, Howard, *The Twelve Houses: An Introduction to the Houses in Astrological Interpretation* (London: Aquarian, 1985), p. 19.

² *Ibid.*

³ *Ibid.*

wise bring Zodiacal Magic down to earth, enabling the Magician to create change in external reality in the fields of experience represented by the Houses. In Zodiacal Magic, the Houses exactly correspond to the Zodiacal Signs, as they do in the Natural Zodiac (that is, with the first degree of Aries on the Ascendant, the first degree of Taurus on the cusp of the second house, the first degree of Gemini on the cusp of the third house, and so forth).⁴

The Elements operate in the lowest of the four Qabalistic Worlds (called Assiah) and in the lowest of the ten Sephiroth (Malkuth). Since these are the realms wherein we live in the physical world, the Elemental Forces serve directly to create change in physical reality. The Magician wishing to magically cause effects in the external world will therefore find the Supreme Invoking Ritual of the Pentagram the single most important Ritual at his or her disposition. Indeed this Ritual can accomplish such amazing results that numerous aspiring Magicians never progress beyond it, or beyond a variation thereof. Such Magicians, however, are like those misguided alchemists whose exclusive aim is to make gold.

Whether the Magician chooses Elemental, Planetary, Zodiacal, or Sephirothic Forces with which to manifest a particular Magical Intention is largely a question of discrimination. The categories listed at the end of the chapter will be of great assistance in this regard. For example, let us assume that a Magician needs money. The Supreme Invoking Ritual of the Pentagram would be a good first choice to manifest anything in the physical environment, since it invokes the combined Forces of the Elements, and since everything on the Earth contains a combination of each of the Elements. After consulting the categories given at the end of this chapter, however, the Magician could quickly ascertain that several additional options exist. An examination of these various possibilities shall serve to illustrate the primary differences between Elemental, Planetary, and Zodiacal Magic.

Upon examining the categories, the Magician first notices that the Element of Earth rules money and material matters. Should the Magician choose to work elementally, the desired result could most effectively be achieved by performing two separate Workings. The Supreme Invoking and Ritual of the Pentagram followed by the Greater Invoking and Ritual of the Pentagram for Earth would be an effective combination. The Magician would notice as well, however, that the Zodiacal Sign of Taurus rules materialism and that the corresponding Second House rules money. Whereas he or she might most readily

⁴ *Ibid.*, pp. 32,33.

produce the funds by using Elemental Forces, the student could additionally transform and develop his or her relationship to money and materialism by employing the Forces the Zodiacal Sign of Taurus together with those of the Second House. Furthermore, the Magician could choose to work planetarily, and to transform his or her urge to safety and security with a Saturn Working, or urges as related to money and prosperity through a Jupiter Working.

Flashing Tablets and Talismans

Rosicrucian Magic has traditionally used Flashing Tablets or Talismans as focal objects for Planetary, Zodiacal, and Sephirothic Forces, when employing these Energies for Practical Magic. Such a physical link is necessary, since the Planets and the Zodiacal Signs are attributed to Sephiroth and Paths above Malkuth on the Tree of Life, and above Assiah in the four Qabalistic Worlds. Furthermore, the Sephiroth themselves belong to a loftier Spiritual Plane than do the Elements.

A complete set of such Talismans appear as color illustrations in this book. These Talismans bring together various aspects of the R. R. et A. C. System, which include the employment of geometrical figures and colors corresponding to Magical Forces. Each corresponding color appears together with its contrasting or "flashing" color. This flashing effect is conducive to the attraction of the corresponding Magical Force to the Talisman. Polygons and the colors of the Queen's Scale appear in Talismans for the Forces attributed to the Sephiroth, since they best reflect the passive or receptive nature of the latter. Polygrams and the colors of the King's Scale appear in Talismans for the Forces attributed to the Paths on the Tree of Life, as these best reflect their active or outflowing nature.

The Talismans in this book further include Names of God, Archangels, Angels, Intelligences, Spirits, Qlippoth, and Spheres, together with Sigils for these Names. The Names of the Qlippoth and other Averse Forces appear on these illustrations only so that they may additionally be used as Lamens for the Magical Evocation.⁵ It is best not to include these Names on Talismans.

The student should employ the illustrations as a guide to construct his or her own Talismans for Practical Magic. The crafting of Talismans entails more than mere preparation, being essential to the Ritual, and should be conducted with great solemnity. Take great care in

⁵ See chapter seven, "Demonic Evocation," for more information.

selecting of the brightest possible colors, as well as in tracing the Sigils.

Ceremonial Formula of Magical Consecration

The Ceremonial Formula for the Consecration of Talismans is used in the Rituals for the Consecration of the Elemental Weapons and Magic Sword published by Israel Regardie.⁶ Regardie sometimes used the Middle Pillar Ritual to consecrate Talismans as well, and elsewhere describes an additional means of Consecration according to the Neophyte Formula.⁷

To consecrate a Talisman by the Ceremonial Formula, first invoke the respective Forces, then charge the Talisman with them. Place the Talisman on the Altar at the point of the Ritual following the Magical Intention. Trace and visualize a circle of white Light around it to confine the Force. Repeatedly project Magical Current into it using the Sign of the Enterer immediately followed by the Sign of Silence. The Sign of the Enterer projects the Current, and the Sign of Silence prevents the Force from bouncing back on the Magician. Next perform additional Invocation directly over the Talisman, repeating the appropriate Invoking Pentagram or Hexagram, then retracing the respective Names and Sigils. Project additional Magical Current into the Talisman as before. Finally, purify it with water and consecrate it with fire, then wrap the Talisman in silk or linen of the corresponding color and put it away before banishing.

Dignity of the Planets and the Signs

Always determine the Dignity of the Planet or the Sign of the Ritual before consecrating an Astrological Talisman. The Dignity of a Planet is determined by its strength in the Sign where it is located, together with aspects it makes with other Planets at the time of the working.⁸ Although of lesser importance, aspects made by the Planet with certain angles of the Astrological Chart are significant as well, particularly with the Ascendant and the Midheaven.

A Planet is strongest in the Signs that it Rules, strong in the Sign of its Exaltation, weak in the Sign of its Depression, and weakest in the

⁶ *The Golden Dawn (The original Account of the Teachings, Rites, and Ceremonies of the Hermetic Order of the Golden Dawn)* [1937], revealed by Israel Regardie, Sixth ed. (St. Paul: Llewellyn, 1989), pp. 317-328.

⁷ *Ibid.*, pp. 384-387, 413-422.

⁸ The correspondences of the Dignities of the Planets as used by the Golden Dawn derive from Ptolemy. Claudius Ptolemaeus, [100-178 AD], *Tetrabiblos*, The Loeb Classical Library (Cambridge: Harvard University Press, 1940).

Signs of its Detriment. Likewise, in simplest terms, a Planet is strongest when it is Conjunct (σ), strong when Trine (Δ), weak when Square (\square), and weakest when in Opposition (σ^o) with another Planet. Two Planets are Conjunct when they are together in an Astrological Chart, Trine when they are one hundred and twenty degrees apart, Square when they are ninety degrees apart, and in Opposition to one another when they are one hundred and eighty degrees apart. Astrology traditionally allows about five degrees variance in these measurements while still considering the Aspects to be valid.

Likewise Zodiacal Signs are strongest when occupied by Planets that rule them, strong when occupied by Planets in their Exaltation, weak when occupied by Planets in their Detriment, and weakest when occupied by Planets in their Depression. Aspects made by any Planet occupying the Sign, of course, additionally affect its Dignity.

Always cast, therefore, a Sidereal Astrological Chart for the time and place of the Ritual. This is particularly important in works of Talismanic Magic, since the Chart becomes the Birth Chart of the Talisman. It is advisable to employ the Rosicrucian Sidereal Zodiac when casting Charts for Rituals of Astrological Magic.⁹

Dignity of the Planets in the Signs of the Zodiac

Planet	Rulership (Strongest)	Exaltation (Strong)	Depression (Weak)	Detriment (Weak)
☉	♌	♈	♍	♎
☽	♋	♊	♌	♍
☿	♏, ♍	♏	♎	♌, ♋
♀	♋, ♌	♎	♏	♏, ♌
♁	♏, ♎	♋	♌	♏, ♏
♃	♏, ♎	♋	♌	♏, ♏

⁹ See "Astrology and the Rosicrucian Sidereal Zodiac" in the introduction of this book for more information.

Categories For Practical Magic

Elemental

Fire

Key Concepts:	Force, energy.
Related Concepts:	Sperm, strength, vigor, power, dominion, authority, prestige, and magical Will.
Tarot Reference:	The Suit of Wands, Judgment, "The Spirit of the Primal Fire."
Sepher Yetzirah:	"The Perpetual or Continuous Consciousness."

Water

Key Concepts:	Fertility, emotion.
Related Concepts:	Ova, productivity, generation, aesthetic values, interpersonal relationships, intuition, magical aspiration, pleasure, fertility, marriage, happiness.
Tarot Reference:	The Suit of Cups, The Hanged Man, "The Spirit of the Mighty Waters."
Sepher Yetzirah:	"The Sustaining or Stable Consciousness."

Air

Key Concepts:	Strife, reason.
Related Concepts:	Conflict, competition, strength, health, sickness, mental processes, discipline, communication, magical utterance, trouble, disputes.
Tarot Reference:	The Suit of Swords, The Fool, "The Spirit of Ether."
Sepher Yetzirah:	"The Glaring Consciousness."

Earth

Key Concepts:	Matter, wealth.
Related Concepts:	The body, sense perception, money, business, employment, practical and material matters, and magical manifestation.
Tarot Reference:	The Suit of Pentacles.

Spirit

Key Concepts: Gnosis, illumination.
Related Concepts: All matters spiritual, e.g., spiritual guidance of the Elements, Holy Guardian Angel, Higher Self, Divine Genius, as well all Gods, their names, images, and cults.

Planetary**Saturn**

Key Concepts: Contraction, the urge for safety and security.
Related Concepts: Structure, form, stability, equilibrium, restriction, boundaries, limitations, obstacles, tests, endurance, time, transformation, sorrow, delays, death.
Tarot Trump: The Universe, "The Great One of the Night of Time."
Sepher Yetzirah: "The Administrative or Worshipped Consciousness."

Jupiter

Key Concepts: Expansion, the benevolent and protective urge.
Related Concepts: Wealth, luck, money, generosity, prosperity, good fortune, happiness, intoxication with success, indulgence.
Tarot Trump: The Wheel of Fortune, "The Lord of the Forces of Life."
Sepher Yetzirah: "The Desired and Sought Consciousness, or the Consciousness of Conciliation."

Mars

Key Concepts: Energy, action, the aggressive urge.
Related Concepts: Strife, courage, confrontation, combat, victory, competition, ambition, force, power, muscular activity, discipline, animal nature, virility, sexual energies, potency, destruction, fall, ruin.
Tarot Trump: The Tower, "The Lord of the Hosts of the Mighty."
Sepher Yetzirah: "The Exciting or Palpable Consciousness."

Sun

Key Concepts: Personality, the power urge.
Related Concepts: Vitality, individuality, ego, health, energy, magical current, personal and spiritual growth, recognition, social status, advancement, honors, success, leadership, authority, vanity, display, arrogance.
Tarot Trump: The Sun, "Lord of the Fire of the World."
Sepher Yetzirah: "The Collecting or General Consciousness."

Venus

Key Concepts: Love, the social urge.
Related Concepts: Affection, interpersonal relationships, sensuality (not sex), social activities, the arts, aesthetic values, beauty, luxury, dissipation.
Tarot Trump: The Empress, "Daughter of the Mighty Ones."
Sepher Yetzirah: "The Illuminating Consciousness."

Mercury

Key Concepts: Reasoning ability, the intellectual urge, expression.
Related Concepts: Magic, communication, knowledge, education, skill, science, writing, speaking, travel, theft, craft, cunning.
Tarot Trump: The Magician, "The Magus of Power."
Sepher Yetzirah: "The Glowing or Transparent Consciousness."

Moon

Key Concepts:	Emotions, the domestic, nurturing urge.
Related Concepts:	Fluctuation, change, alteration, undifferentiated lust, fertility, instincts, moods, dreams, desires, visions, domestic matters, tides, fluids, menstruation, magnetism, increase and decrease, as well as all related cyclical phenomena.
Tarot Trump:	The High Priestess, "The Priestess of the Silver Star."
Sepher Yetzirah:	"The Unity Directing Consciousness."

Zodiacal**Aries**

Key Concepts:	Activity, "I am."
Related Concepts:	New beginnings, impulses, reason, control, dominion, war, conquest, victory, strife, ambition, spontaneity.
Tarot Trump:	The Emperor, "Son of the Morning, Chief among the Mighty."
Sepher Yetzirah:	"The Constituting or Stabilizing Consciousness."
House Corresponding:	First House.
Key Concepts:	Identity, "I."
Related Concepts:	Personality, natural dispositions, general world outlook, self expression, persona.

Taurus

Key Concepts:	Stability, "I have."
Related Concepts:	Practicality, reliability, materialism, inspiration, divine wisdom, mercy, beneficence, manifestation, explanation, teaching, occult wisdom.
Sepher Yetzirah:	"The Triumphal, Eternal, or Enduring Consciousness."
Tarot Trump:	The Hierophant, "Magus of the Eternal Gods."
House Corresponding:	Second House.

Key Concepts:	Values, "mine."
Related Concepts:	Money, finance, possessions, investments, values, personal liberty, material debt.

Gemini

Key Concepts:	Versatility, "I think."
Related Concepts:	Mental inclinations and abilities, communication, speaking, writing, adaptability, changeability, diversity, communication, insight, attraction, love, harmony, inspiration (passive and in some cases mediumistic). Motive, power, and action, arising from inspiration and impulse.
Tarot Trump:	The Lovers, "Children of the Voice Divine, The Oracles of the Mighty Gods."
Sepher Yetzirah:	"The Disposing Consciousness or Consciousness of the Senses."
House Corresponding:	Third House.
Key Concepts:	Awareness, "here."
Related Concepts:	Local environment (e.g., brothers and sisters), short journeys, means of transportation, communication.

Cancer

Key Concepts:	Devotion, "I feel."
Related Concepts:	Emotion, intuition, nurturing, domesticity, health, psychic receptivity, memory retention, victory, success, triumph, (though sometimes not stable and enduring).
Tarot Trump:	The Chariot, "Child of the Power of the Waters, Lord of the Triumph of Light."
Sepher Yetzirah:	"The Consciousness of the House of Influx or Influence."
House Corresponding:	Fourth House.
Key Concepts:	Security, private life.
Related Concepts:	Home, roots, real estate, property, one parent (usually the Mother), endings.

Leo

Key Concepts:	Magnetism, "I will."
Related Concepts:	Creativity, leadership, drama, idealism, optimism, generosity, flamboyance, self-expression, strength, courage, fortitude, sometimes obstinacy.
Tarot Trump:	Strength. "Daughter of the Flaming Sword, Leader of the Lion."
Sepher Yetzirah:	"The Consciousness of the Mystery of all Spiritual Activities."
House Corresponding:	Fifth House.
Key Concepts:	Creativity, love given.
Related Concepts:	Children, pleasure, emotional attitudes, vacations, social affairs, love affairs, pregnancy, fine arts, gambling, teachers, publication, politics.

Virgo

Key Concepts:	Practicality, "I analyze."
Related Concepts:	Analysis, efficiency, discrimination, perfectionism, efficiency, conservatism, neatness, fussiness, prudence, labor, guidance, protection, wisdom sought for and obtained from above.
Tarot Trump:	The Hermit, "The Magus of the Voice of Light, The Prophet of the Gods."
Sepher Yetzirah:	"The Consciousness of Will."
House Corresponding:	Sixth House.
Key Concepts:	Duty, physical health.
Related Concepts:	Health, work, servants, employees, uncles and aunts, small animals.

Libra

Key Concepts:	Harmony, "I balance."
Related Concepts:	Justice, equilibrium, cooperation, diplomacy, tact, legal matters, court cases, material matters, symmetry, power and force (but arrested, as in the act of judgment or decision).

Tarot Trump:	Justice, "Daughter of the Lord of Truth, The Holder of the Balances."
Sepher Yetzirah:	"The Faithful Consciousness."
House Corresponding:	Seventh House.
Key Concepts:	Relationships, "you."
Related Concepts:	Marriages, partnerships, contracts, lawsuits, and open enemies.

Scorpio

Key Concepts:	Intensity, "I desire."
Related Concepts:	Passion, resourcefulness, jealousy, envy, secrecy, manipulation, involuntary change, death, destruction, transformation, regeneration, time.
Tarot Trump:	Death, "Child of the Great Transformers, Lord of the Gates of Death."
Sepher Yetzirah:	"The Imaginative or Apparitive Consciousness."
House Corresponding:	Eighth House.
Key Concepts:	Regeneration, "yours."
Related Concepts:	Support from others (moral, financial, spiritual, physical), death, wills, inheritances, taxes, surgery, regeneration (spiritual, physical, psychological), Magic, occult matters.

Sagittarius

Key Concepts:	Visualization, "I understand."
Related Concepts:	Understanding, philosophy, idealism, inspiration, adaptation, directness, independence, freedom, expansion, combining of forces, material action, realization.
Tarot Trump:	Temperance, "Daughter of the Reconcilers, The Bringer Forth of Life."
Sepher Yetzirah:	"The Tentative or Testing Consciousness."
House Corresponding:	Ninth House.
Key Concepts:	Aspiration, "there."
Related Concepts:	Religion, science, philosophy, long journeys, foreign travel, relationships with foreigners, import, and export.

Chokmah

Spiritual Experience: The radiance, the Will, and the vision of the face of God.

Key Concepts: Wisdom.

Related Concepts: Abba, the Supernal Father, the great positive or male Force, the Will to Force, dynamic outpouring Energy; unorganized and uncompensated, the great stimulator, the first positive, the root essence of dynamic Force.

Symbols: The phallus, the lingam, the line, Yod.

Astrological Reference: The Zodiac.

Tarot Reference: The Kings and the deuces. The Kings are figures seated in chariots, and thus borne forward. They generally represent the Yod Forces of the Name in each suit, the radix, the Father, and commencement of material Forces. A Force in which all others are implied and of which they form the development and completion. A Force swift and violent in action, but whose effect soon passes away, and therefore symbolized by a figure on a steed riding swiftly, and clothed in complete armor. Therefore is the knowledge of the Kings so necessary for the commencement of all magical working. The deuces generally represent the powers of the King and the Queen, first uniting and initiating the Force, but before the Prince and Princess are thoroughly brought into action. Therefore do they generally imply the initiation and fecundation of a thing.

Sepher Yetzirah: "The Radiant or Illuminating Consciousness."

Binah

Spiritual Experience: The vision of sorrow, the faith, and the word of God.

Key Concepts: Understanding.

Related Concepts: Aima, the Supernal Mother, the great receptive or female Force, the organizer and compensator, the Will to form, the dark sterile Mother, the bright fertile Mother, Marah, the great sea, structure, form, stability, equilibrium. "Shabbathai is the sphere of rest. It giveth forms and similitudes unto chaotic matter."

Symbols: The yoni, the triangle, the cup, Heh.

Astrological Reference: Saturn.

Tarot Reference: The Queens and the threes. The Queens are seated upon thrones, representing the forces of Heh of the Name in each suit, the Mother, and the bringer forth of material Force, a Force which develops and realizes the Force of the King. A Force steady and unshaken, but not rapid though enduring. It is therefore symbolized by a figure seated upon a throne but also clothed in armor. The threes generally represent the realization of action owing to the Prince being produced. Action definitely commenced for good or evil.

Sepher Yetzirah: "The Sanctifying Consciousness."

Chesed

Spiritual Experience: The vision of love, the emanation, and the mercy of God.

Key Concepts: Mercy, majesty, greatness.

Related Concepts: The builder of Form, the framework of manifestation, the loving Father who is King, the receptacle of all Fathers, the kindly shepherd. "It fashioneth the images of material things, bestowing peace and mercy."

Symbols: The crook, the pyramid, the square, the orb and equal armed cross, the crook, the scepter.

Astrological Reference: Jupiter.

Tarot Reference: The fours. The fours generally represent perfection, realization, completion, the making a matter settled or fixed.

Sepher Yetzirah: "The Receptive or Settled Consciousness."

Gevurah

- Spiritual Experience:** The vision of power, the strength, severity, terror and purity of God.
- Key Concepts:** Severity, power, strength, justice, fear.
- Related Concepts:** The destroyer, the warrior King, the power of judgment, the clarifier, the eliminator of the useless, discipline, purging fire. "A violent rushing Force which bringeth fortitude, and war and strength and slaughter, as it were the flaming sword of an avenging God."
- Symbols:** The pentagram, the Tudor rose of five petals, the sword, the spear, the scourge.
- Astrological Reference:** Mars.
- Tarot Reference:** The fives. The fives generally represent opposition, strife, struggle, war, an obstacle to the thing in hand.
- Sepher Yetzirah:** "The Rooted or Radical Consciousness."

Tiphareth

- Spiritual Experience:** The vision of the harmony of things, knowledge of and conversation with the Holy Guardian Angel, the sacrifice of the lower unto the higher, and the mysteries of the crucifixion.
- Key Concepts:** Beauty, harmony.
- Related Concepts:** God the Son, the sacrificed Gods, consciousness of the Higher Self and of the greater Masters, the vision of the harmony of things, healing and redemption, the elemental Kings. "It bestoweth life, light and brilliancy in metallic matter, especially rules the mineral world."
- Symbols:** The Calvary cross, the rose cross, the truncated pyramid, the cube, Vav.
- Astrological Reference:** The Sun.

- Tarot Reference:** The Knights or Princes and the sixes. The Knights or Princes are figures mounted upon steeds. They represent the Vav Forces of the Name, the mighty son of the King and the Queen, who realizes the influence of both scales of Force. A Prince, the son of a King and a Queen, yet a Prince of Princes and a King of Kings. An Emperor whose effect is at once rapid (though not so swift as that of a King) and enduring (though not so steadfast as that of a Queen). Yet is his power illusory, unless set in motion by his Father and his Mother. The sixes generally represent the definite accomplishment and carrying out of a matter.
- Sepher Yetzirah:** "The Transcendental Influx or Mediating Consciousness."

Netsach

- Spiritual Experience:** The vision of beauty triumphant and the inspiration of God.
- Key Concepts:** Victory, eternity, triumph.
- Related Concepts:** Love, feelings, instincts, emotions, desires, inspiration, the group mind, the unconscious mind, nature, the arts, solar light. "It produceth zeal love and harmony, ruleth nature and the vegetable world."
- Symbols:** The girdle, the rose, the lamp.
- Astrological Reference:** Venus.
- Tarot Reference:** The sevens. The sevens generally show a possible result which is dependent on the action taken. "A Force transcending the material plane, like unto a crown which is indeed powerful but requireth one who is capable of wearing it."
- Sepher Yetzirah:** "The Occult or Hidden Consciousness."

Hod

- Spiritual Experience:** The vision of splendor and the images of God.
- Key Concepts:** Splendor.

- Related Concepts:** Reason, the individual mind, the rational (conscious) mind which organizes and categorizes, systems, Magic, science, contact point of the Masters, language and visual images, logic, stellar light. "It bestoweth elegance, swiftness, scientific knowledge, art, constancy of speech."
- Symbols:** Names and versicles, apron.
- Astrological Reference:** Mercury.
- Tarot Reference:** The Eights. The Eights generally show solitary success, i.e., "success in the matter for the time being, but not leading to much result apart from the thing itself."
- Sepher Yetzirah:** "The Absolute or Perfect Consciousness."

Yesod

- Spiritual Experience:** The vision of the Astral, the machinery of the universe, and the reflection of God.
- Key Concepts:** Foundation.
- Related Concepts:** The astral light, the subtle Energy upon which the physical universe is based, the storehouse of images, the cyclic Energies underlying matter, sexual Energies, lunar light. "It bestoweth change, increase and decrease, upon created things."
- Symbols:** Perfume, sandals.
- Astrological Reference:** The Moon.
- Tarot Reference:** The nines. The nines generally show great fundamental Force. Executive power, because they rest on a firm basis, powerful for good or evil.
- Sepher Yetzirah:** "The Pure or Clear Consciousness."

Malkuth

- Spiritual Experience:** The vision of the Holy Guardian Angel, the embodiment of God, and sexual union.
- Key Concepts:** The Kingdom.

- Related Concepts:** The earth on which we walk, the sphere of form and of manifestation, the world of the Elements, Kether below, the completion, the inferior Mother, the bride of the Microprosopus, orgasm, fertility, the sphere of Elements from which all things are formed.
- Symbols:** The Altar of the double cube, the equal armed cross, the mystic circle, the triangle of art, Heh final.
- Astrological Reference:** The Earth.
- Tarot Reference:** The Knaves or Princesses and the tens. The Princesses are the Knaves of the tarot pack. The Princesses are figures of amazons standing firmly by themselves, neither riding upon horses, nor seated upon thrones, nor borne on chariots. They represent the forces of Heh final of the name in each suit, completing the influence of the other scales. The mighty and potent daughter of a King and Queen: a Princess powerful and terrible. A Queen of Queens, an Empress, whose effect combines those of the King, Queen, and Prince. At once violent and permanent, she is therefore symbolized by a figure standing firmly by itself, only partially draped and having little armor. Yet her power existeth not save by reason of the others, and then indeed is mighty and terrible materially, and is the throne of the forces of the Spirit. Woe unto whomever shall make war upon her when she is thus established! The tens generally show a fixed, culminated, completed Force, whether for good or evil. The matter thoroughly and definitely determined. Similar in Force to the nines, but ultimating it and carrying it out.
- Sepher Yetzirah:** "The Scintillating or Resplendent Consciousness."

CHAPTER SEVEN



Demonic Evocation

"And there appeared another wonder in heaven; and behold a great red dragon, having seven heads and ten horns, and seven crowns upon his heads. And his tail drew the third part of the stars of heaven, and did cast them to the earth. And the dragon stood before the woman who was ready to be delivered, for to devour her child as soon as it was born. And she brought forth a man child, who was to shepherd all the nations with a rod of iron: and her child was caught up unto God and to his throne" (Revelation 12:3-5).

Introduction

Magical Evocation

Magical Evocation of the Averse Forces is the most feared, maligned, and misunderstood aspect of Ceremonial Magic. Interestingly, it is one of the most potentially valuable as well. Many readers will wonder what, if anything, Demonic Evocation has to do with the Golden Dawn or with Rosicrucian Magic. Indeed, many Rosicrucian Adepts have no idea how or where this aspect of Magic fits into the System, even though they have stood upon the Names of the Qlippoth on the floor of the Vault of the Adepts. The knowledge that follows in this chapter was once reserved exclusively for Rosicrucian Adepts who not merely had attained the Knowledge and Conversation of the Holy Guardian Angel but had risen with Osiris in the Tomb of Frater CRC as well, thus attaining the strength of Gevurah.¹ Indeed, the work of the Sword is the work of the Major Adept, and all others should fear, shun, and avoid it. Let the unprepared turn back in self-righteousness and

¹ Herewith is revealed a profound magical secret, although "neither torches nor glasses shall aid those without eyes to see."

terror to the innocence and safety of the light, lest they fall unwary into the pit and be lost forever to the dog-faced denizens of darkness.

Evocation to Visible Appearance is an extremely powerful form of Ritual, designed primarily for working with the Averse Forces in a safe and sane fashion. S. L. MacGregor Mathers spent a great deal of time studying and translating Magical Grimoires including the *Greater Key of Solomon*,² the *Lesser Key of Solomon*³ (also known as the *Lemegeton*), the *Grimoire of Armadel*,⁴ and the *Book of the Sacred Magic of Abra-Melin the Mage*.⁵ Israel Regardie contended that the Magical Grimoires contain the remnants of an ancient form of Psychology, although in a greatly corrupted form. This corruption is likely due to the official condemnation of Magic in all its forms by the Christian Church during the Middle Ages. Thus the repressive paradigm prevalent in Europe during the Middle Ages degraded the ancient and sacred science of Theurgy into the vulgar Sorcery of the Grimoires and corrupted its sublime aims into the puerile desires of its guilt-instilled and greedy practitioners.⁶

At the close of the Twentieth Century, as well as of the Millennium, we live under very different conditions than did the Magicians of earlier times. Science has greatly diminished the power of Dogma to determine how we see the world, and Psychology has emerged to fill the role once played by Theurgy. We live in an age of religious tolerance, wherein Christians may again begin to embrace the value of Magic. Indeed, Christ the Magus is the ideal of Christian Magicians. Let the intolerant and the self-righteous remember that the religious leaders of his day accused Christ himself of evil magic, of commanding demons by the power of the Prince of Demons.

Hierarchies of Demons

An important obstacle to overcome in the practice of Magical Evocation is the difficulty to find a suitable Hierarchy of Averse Forces. The Hierarchies in most of the Grimoires are hopelessly corrupt, largely due to the practice of young religions to demonize Gods and Angels from the

² *Clavicula Solomonis, The Key of Solomon the King* [1456?], trans. and ed. S.L. MacGregor Mathers, 1st paper ed. (York Beach: Weiser, 1989).

³ *Goetia, The Lesser Key of Solomon*, trans. S. L. MacGregor Mathers and ed. Aleister Crowley (Chicago: The Occult Publishing House, 1903).

⁴ *The Grimoire of Armadel* [17th century], trans. S.L. MacGregor Mathers, new ed. (York Beach: Weiser, 1995).

⁵ *The Book of the Sacred Magic of Abra Melin the Mage* [1458?], trans. and intro. S.L. MacGregor Mathers (Chicago: De Laurence, 1932).

⁶ Norman Cohn, *Europe's Inner Demons, The Demonization of Christians in Medieval Christendom* (Pimlico: London, 1975) provides an excellent historical analysis of this phenomenon.

pantheons of pre-existing and contemporaneous spiritual traditions. For example, Baal and Astarte, the great God and Goddess of the Caananites, appear diabolized in the infernal Hierarchy of the Goetia in the *Lemegeton* as the demons Beelzebub and Astaroth. Other Grimoires even include Isis, the sublime Mother Goddess of Egypt, as one of the denizens of Hell.

Fortunately, however, the Hierarchies of Forces attributed to the Qabalistic Tree of Life by the Hermetic Order of the Golden Dawn provide a perfect vehicle for Magical Evocation. These Hierarchies descend through all four of the Qabalistic Worlds and onward into the Realm of the Averse Forces. Unto Aziluth, the Highest of the four Qabalistic Worlds corresponds a Divine Name attributed unto each Sephirothic, Zodiacal, Planetary, and Elemental Force. Likewise, unto Briah, the next descending World, corresponds the Name of an Archangel, and unto Yetzirah, the name of an Angel or Choir of Angels presiding over each of the Forces. Unto Assiah, the lowest Qabalistic World corresponds a Name for the Sphere of the operation of each Force, and in the Infernal realm beyond Assiah corresponds the Name of an Averse Force. Thus we find in the Tree of Life an excellent model and vehicle for use in Magical Evocation.

Preparation for Evocation

Magical Evocation of the Averse Forces is one of the most perilous tasks an Adept must undertake. Within the initiatic framework of the R. R. et A. C., the Initiate should not undertake work of Evocation until the 6=5 Grade of Adeptus Major. As a Minor Adept, the Magician at length achieves the Knowledge and Conversation with his or her Holy Guardian Angel (also known as Divine Genius) and progressively invokes the Forces of the Tree of Life through the Subgrades. Only then, having grown into the full consciousness of Tiphareth and contact with the Divine and Angelical Forces, is the Adept ready to strive to achieve the strength of Gevurah. The Magical Weapon attributed to Gevurah is the Magic Sword, and the primary magical task of the Adeptus Major is the confrontation with the Averse Forces.

Before advancing to the Compassion and Love of Chesed, the Adept must first fully integrate the Strength of Gevurah by reworking the Forces of the Tree of Life, Sefirah by Sefirah through Gevurah in the 6=5 Subgrades of Adeptus Major. The Major Adept must therewith evoke, constrain, and subdue each of the Averse Forces. In the R. R. et A. C., the initiatic Rites of the Order, a rigid regimen of Magical Invo-

ation, and significant self-abnegation together prepare the Adept for this perilous undertaking.

Without such formal preparation, the solitary practitioner should by some means or another first have come into the fullness of the Knowledge and Conversation with his or her Holy Guardian Angel. The student should have additionally successfully invoked and banished each of the Divine, Archangelical, and Angelical Forces in the Rituals of this book before setting out to evoke, constrain, and subdue any of the Averse Forces. Should this not be the case, the solitary practitioner should leave Magical Evocation strictly alone. Evocation is not a game to toy with, but a dangerous undertaking even for a Major Adept. The result of ignoring this warning could be spiritual disaster, ruin, obsession, or even psychosis.

Psychology and Evocation

One may best understand the function of Magical Evocation within Rosicrucian Magic from a psychological perspective. Modern psychology offers the Magician important insight into processes known to Theurgists for thousands of years. The notion of the Unconscious, an aspect of the psyche lying beneath the threshold of conscious awareness, provides new insight into the nature of the Entities previously understood as Demons. Israel Regardie suggested that: "The term 'complex' has achieved a fairly wide notoriety during the last quarter century since the circulation of the ideas of Freud and Jung. It means an aggregation or group of ideas in the mind with a strong emotional charge, capable of affecting conscious thought and behavior."⁷ Living in the dark realm beyond the light of consciousness, the complexes enjoy a sort of semi-autonomy within the psyche.

Whether the Magical Forces, Angels, and Demons exist objectively or rather merely subjectively within the psyche of the Magician is an epistemological question that goes beyond the scope of the present discussion. For practical purposes, it is quite useful to consider the Forces at times as though they were objective and in other instances to treat them as though they were purely subjective psychic contents of the Magician. This is not dissimilar to the scientific understanding of light. We may best understand certain properties of light by considering it as a wave and others by considering light as a particle.

We may thus gain new insight into the nature of Demons by considering the Averse Forces as subjective Forces within the Psyche of the

Magician. These complexes exist beyond the threshold of consciousness, beyond the light of reason so to speak, in the darkness of the psyche. In Qabalistic terms, the four Worlds of Aziluth, Briah, Yetzirah, and Assiah, with their corresponding Gods, Archangels, and Angels are Forces of Light. They exist in the Light of consciousness. The Averse Forces, Qlipoth, Spirits, and Demons are unconscious Forces, which exist in the dark realm beyond our conscious awareness.

Indeed, the Demons are but the "Shadows of the Gods." A lotus flower opens gracefully in the light, but its root grows in the dark slime beneath the water. Each of the Forces attributed the Tree of Life may be likened to a lotus flower. The Divine Names, Archangels, Angels, and Spheres corresponding to each Force are like the petals of the lotus, bathing in the light of consciousness. The corresponding Qlipoth, Spirits, and Demons are the root of the lotus growing in the dark slime. The Gods, Archangels, and Angels are rational or conscious Forces. The Averse Forces comprise the dark, non-rational, frequently repressed, instinctual, and emotive counterparts of the same.

These Dark Forces exert a great power over consciousness. They move us instinctually, emotionally, and frequently completely unobserved and unnoticed. Who has not experienced being "carried away" by a strong emotion, like anger, which colors consciousness temporarily with nearly irresistible power? Who has not said, at one time or another, "I just don't know what came over me?" Indeed, unconscious Forces play a far more active and fundamental role in day-to-day life than we are normally aware. They manifest autonomously, in response to stimuli in the environment, and independently of our will and awareness. It is the task of the Major Adept to grow in awareness of, to make conscious, and to master these Forces.

From this perspective, Magical Evocation bears a certain resemblance to the process of psychotherapy, since it involves the bringing of unconscious contents to light. By evoking the Averse Forces into the Triangle of Art, the Magician brings them into the light of consciousness, virtually comes to see them, and attempts learn about their nature, function, and mode of operation in the process.

Before the Evocation, this had remained completely unconscious or, so to speak, in the darkness. With time, the Adept learns to quickly recognize these Forces whenever they manifest in his or her day-to-day life and to direct their operation to the service of greater psychic unity and harmony. As Israel Regardie put it: "No longer are they [the Demons] independent spirits roaming the astral world, or partial systems roaming the unconscious, disrupting the individual's conscious

⁷ Israel Regardie, *The Art and Meaning of Magic* (Toddington: Helios, 1964), p. 32.

life. They are brought back once more into the personality where they become useful citizens so to speak, integral parts of the psyche, instead of outlaws and gangsters, grievous and dangerous enemies threatening psychic unity and integrity."⁸

It is frequently easier to recognize the manifestation of these Forces in retrospect rather than during their manifestation moment-to-moment. These processes are very subtle and extremely easy to overlook. The Magical Diary or Journal is therefore an important tool in becoming conscious of these Forces, as we frequently notice them first during the process of reflection.

Thus we have seen that modern psychology illuminates processes underlying Ceremonial Magic. It would behoove psychologists and psychotherapists as well, however, to pay closer attention to Ceremonial Magic. Through Rituals like Magical Evocation, Ceremonial Magic has a great deal to offer psychology, especially regarding technique and methodology.

Safety in Evocation Rituals

Until this point, every Ritual in the present book has appeared so that the solitary practitioner may easily and readily invoke and banish each Magical Force without the aid of a Magical Order. This chapter includes only one Ritual, however. The solitary practitioner, if he or she has performed each of the preceding Rituals in this book, should have no problem in adapting the following Ritual to work, in turn, with each of the Averse Forces, by employing the Hierarchies given within each of the Invocation Rituals, together with the corresponding Names and Sigils from the Infernal Hierarchies listed in appendix II, "Magical Correspondences." These precautions are necessary to attempt to avoid the catastrophe that would doubtlessly ensue, should the casual reader skip the rest of the work and attempt to begin directly with Magical Evocation.

It remains to clarify how to perform Magical Evocation in safety. The Averse Forces are indeed Unbalanced Forces whose Energy is highly unstable and dangerous. Proper insulation is the most important key to relating to them in a safe fashion. For example, by way of analogy, electricity in itself is neither good nor evil. Although guaranteed to kill you, should you grab a live wire with enough current flowing through it, with proper insulation electricity may nonetheless light up

⁸ *Ibid.*, p. 36.

an entire city. Likewise, although they are extremely dangerous, the Magician with proper insulation may safely handle the Averse Forces.

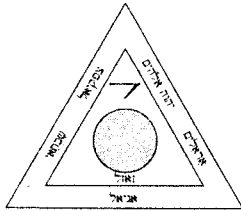
In a Ritual of Magical Evocation, the Magician organizes his or her defenses to provide sufficient insulation for complete safety. The Magician's first line of defense is the Triangle of Art. This is the space wherein to evoke the Demon to visible appearance and to constrain it during the Ritual. According to Rosicrucian Tradition, another alternative instead of a triangle is to employ polygons whose numbers of angles correspond to the nature of the Force. For example, the Evocation of the Qliphoth of Hod could employ an octagon, that of the Spirit of Jupiter, a square, and so forth. In practice, however, the traditional Triangle of Art, specially prepared for the Ritual, is generally quite sufficient. The Adept may nonetheless wish to experiment with polygons other than a triangle for use as constraint devices, since there exists historical precedent in the Rosicrucian Tradition for this variation.

Place the Triangle of Art in the East of the Temple or in the Direction usually associated with the Force. For example, to evoke the Demon of Air, set up the Triangle of Art in the West, the Quarter toward which the Magician should face to skry to the Plane of Air. One line of Tradition then suggests the use of vast amounts of thick, smoky incense for the Entity to use as a material basis to appear. In recent decades, however, research has suggested that the smoke method is but a blind, or "smoke-screen," for the actual procedure, which is to place a mirror inside the Triangle of Art.⁹ For the latter method, arrange the Triangle vertically so that the Magician can easily see his or her reflection therein. Although the Adept should experiment with both methods, research reveals the latter to be more effective. There is a distinct advantage to using a mirror in the Triangle instead of smoke, since the Entity appears together with the reflection of the seer, thus facilitating the projection of psychic contents into the Triangle.

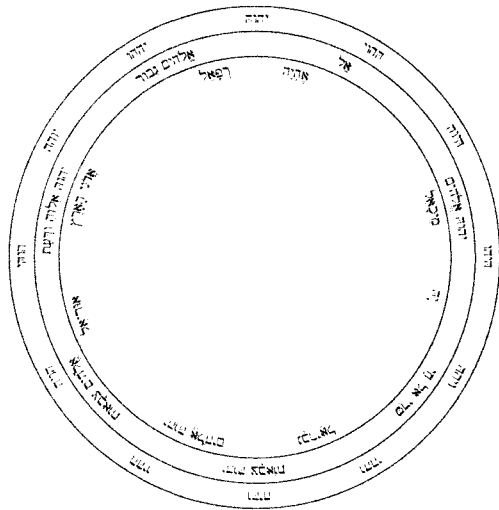
Construct the Triangle of Art of plywood, and paint it white. Paint a black triangle outline about two inches inside the edge, and glue a round mirror in the center. Then add the Names and Sigil in crayon or in any other easily removable material before each Ritual. In the following illustration, the Triangle of Art bears the Names and Sigil appropriate for the Evocation of Zazel, the Demonic Spirit of the Planet Saturn, which follows in this chapter. The Divine name, Archangel, Angel, Intelligence, and Sphere appear in Hebrew in the outer triangle. The inner triangle contains the Name and the Sigil of the Demon.

⁹ This method was apparently rediscovered by "Poke" Runyon of the Ordo Templi Astarte.

The Names in the outer section constrain the Spirit within the Inner Triangle. For the Spirit to escape, it must first pass by all the Divine and Angelical Forces of Saturn that constrain it.



The Magician's second line of defense is the Magic Circle. The R. R. et A. C. Magic Circle shown below is suitable to evoke any Averse Force from the Tree of Life. The outer ring contains the Divine Names that correspond to the Signs of the Zodiac in the same arrangement they appear on the Rose Cross Lamén and in the correct colors. The second ring contains the Divine Names attributed to the Planets and to the corresponding Sephiroth in the order of the Vault of the Adepti's planetary walls. The inner ring contains the Names of the Archangels of the Elements as well as the Divine Names of the Sephiroth that are the root of each Element. Thus the Magic Circle contains all the Divine Names in balanced disposition attributed to the Sephiroth, Zodiac, Planets, and Elements.



The Magic Circle may be on the floor with chalk, if necessary, but it is far more versatile and effective to construct it of round piece of white fabric about seven feet in diameter. The Names corresponding to the Forces should be painted on the fabric in the appropriate colors, as shown in the following table.

Force	Name	Color
♃	יהוה	Red
♄	יהוה	Red-orange
♅	יהוה	Orange
♆	הוהי	Yellow-orange
♇	הויה	Yellow
♈	ההיו	Yellow-green
♉	והיה	Green
♊	וההי	Blue-green
♋	ויהה	Blue
♌	היהו	Blue-violet
♍	הויה	Violet
♎	ההיו	Red-violet
♏	יהוה אלהים	Blue-violet
♐	אל	Violet
♑	אלהים גבור	Red
♒	יהוה אלוה ודעת	Orange
♓	אלהים צבאות	Yellow
♈	יהוה צבאות	Green
♉	שדי אל חי	Blue
Kether	אהיה	White
Chokmah	יה	Grey
Binah	יהוה אלהים	Black
Malkuth	אדני הארץ	Black
△	מיקאל	Red
▽	גבריאל	Blue
△	רפאל	Yellow
▽	אוריאל	Black

First the constraints of the Triangle of Art, then the balance and harmony of the Divine and Archangelical Names around the Magic Circle protect the Magician. The Energy of any Unbalanced Force, even if it somehow managed to penetrate these defenses, would become so balanced in the process as to render it completely harmless. The Magician's third and final line of defense is the Invocation Ritual preceding

the Evocation summoning the Light Forces of the same category. Thus the Divine, Archangelical, and Angelical Forces that correspond to the Demon protect the Sphere of Sensation of the Magician.

During the Evocation the Magician affects the Averse Force, constrained within the Triangle of Art, through sympathy with the Lamens that he or she wears. This Lamens contains all the relevant colors, geometrical figures, Names, and Sigils of the Entity's Hierarchy of Forces, including the Name and Sigil of the Averse Force itself. A complete set of such Lamens appears among the color illustrations contained in this book, one for each of the Sephirothic, Zodiacal, Planetary, and Elemental Forces.

The Aim of Evocation

The true function of the Magical Evocation of the Averse Forces lies concealed in the *Book of the Sacred Magic of Abra-Melin the Mage*. The Abra-Melin working consists of a six-month Invocation of the Holy Guardian Angel of the Magician, followed by several days of the Invocation of the Angels, and finally by several days of the Evocation of the Averse Forces. This is a far different system than those outlined in other Grimoires, most of which seek demonic aid for a laundry list of trivial purposes like finding buried treasure. In the Abra-Melin Ritual, the primary aim of Evocation of the Averse Forces is to solicit an oath of obedience from them to the Magician's Holy Guardian Angel.

This is an extremely interesting procedure with far reaching psychological implications. Indeed, this is a magical cure for the malady of which the Eastern Lamas, Yogis, and Mystics accuse us: "That in the West, Consciousness is cut off from its roots." There can be no lotus flower without the root in the dark slime. Our fear and condemnation of the dark and demonic in the West have led to a condition wherein the unconscious, instinctual aspects of the Divine have been diabolized, shunned, and feared. Thus repressed, these Forces take on a twisted sort of autonomy and indeed manifest in a fashion disruptive to consciousness.

Therefore, the Magician extracts an oath of obedience from the Demon as the climax of the Evocation. In Rosicrucian Magic, the Demon does not swear this oath to the Ego of the Magician. Such an oath would be like the demonic pacts described in certain Grimoires and would place the Magician's Ego in great peril, likely leading to inflation, obsession, or to a state of mind once described as demonic possession. Furthermore, unlike the Abra-Melin system, the Demon does not even swear its oath to the Magician's Holy Guardian Angel. In Rosi-

crucian Magic, the will of the Magician magnified by the power of the Magic Sword obliges the Demon to swear an oath of allegiance and obedience to the Divine Force corresponding to its own nature and to place its entire Energy at the disposition of the corresponding Archangel. For example, in the Ritual that follows, the Magician obliges the Demonic Spirit of the Planet Saturn, Zazel, to swear allegiance and obedience to the Divine Force of Saturn, YHVH Elohim, and to place its Energy at the disposition of the corresponding Archangel, Tzaphquel.

This magical act unites the conscious and unconscious aspects of Saturn or of that aspect of Psyche corresponding to Saturn. Thus are the Infernal and Averse Forces constrained, contained, and brought into proper relationship with the Divine and Angelical Forces as well as with the consciousness of the Magician. Although the Divine and Angelical Forces remain opposite in nature and irreconcilable with the Infernal and Averse Forces, the Adept nonetheless thereby creates a unified pair of opposites, a dynamic functional polarity of Magical Forces. The Dark Forces are brought into correct relationship with Divine guidance, and Divinity comes to dispose over its dark, chthonic, instinctual power.

The Magician thereby grows in awareness, learning to recognize the operation of these Forces in day-to-day life and to liberate him or herself from their blind Force. At length, the Magician learns to act in coordination with Divine guidance and True Will, consciously directing and administering the Dark Forces like the conductor of a symphony. Thus the Major Adept becomes the conductor of an orchestra of Forces that once conducted him (or her), unseen and unobserved, from the darkness.

Thus we may understand what an R. R. et A. C. paper published by Israel Regardie means when it says: "Hear thou, then, a mystery of the knowledge of evil. The 5=6 Ritual of the Adeptus Minor saith that 'Evil helpeth forward the Good.' When the Evil Sephiroth are expelled from the Nephesh into the Evil Persona, they are, in a sense, equilibrated therein. The evil persona can be rendered a great and strong, yet trained, animal whereupon the man rideth, and it becometh a strength unto his physical base of action...Now then shalt thou begin to understand the saying 'He descendeth into Hell,' and to comprehend in part this strength, and thus to understand the necessity of evil in material creation. Wherefore, also, revile not overmuch the evil forces, for they have a place and a duty, and in this consisteth their

right to be. But check their usurpation, and cast them down unto their plane."¹⁰

A Rite of Magical Confession

Introduction

Many Grimoires include some sort of Magical Confession in the early part of the Rituals. Although many of these confessions appear rather exaggerated to modern eyes, there in nonetheless sound psychological sense in including some sort of Magical Confession as a prelude to Magical Evocation. Even if it serves no other purpose, it liberates the Magician of guilt and fear, real or imagined, prior to the Evocation.

This is important when confronting Averse Forces, since they may attempt to exploit and manipulate the slightest sign of guilt or fear in the Magician. The following Rite of Magical Confession has been used successfully by the author on numerous occasions. It combines the essence of the Grimoire confessions, certain psychological insights, and a Magical Formula for the forgiveness of sins purportedly used by Christ himself, which derives from the Gnostic Gospel, *Pistis Sophia*.¹¹ The solitary practitioner may use this example, create his or her own personal confession, or entirely omit such a Rite as a prelude to Evocation.

Rite

Proclaim: "I confess my sins to God, to my Holy Guardian Angel, and to myself, that I may be free of all guilt, fear, and insecurity. I have at times acted contrary my values. I have even blamed myself for things which were not my doing, nor even my responsibility. I forgive myself for all wrongdoing, real or imaginary. I forgive myself for falling short of my ideals and expectations at times, for acting contrary to my values, and for blaming myself for things beyond my control. As I forgive myself, I ask forgiveness from God and my Holy Guardian Angel as well, that I may perform this Ritual of Magical Evocation at peace with myself and free from all guilt, fear, and insecurity. I Invoke Divine mercy, compassion, and forgiveness in the name of El and of the Sephirah of Chesed.

¹⁰ *The Golden Dawn (The original Account of the Teachings, Rites, and Ceremonies of the Hermetic Order of the Golden Dawn)* [1937], revealed by Israel Regardie, 6th ed. (St. Paul: Llewellyn, 1989), p. 107.

¹¹ *Pistis Sophia, a Gnostic Gospel*, trans. G. R. S. Mead (Blauvelt: Spiritual Science Library), p. 310-311. Quoted in E. A. Wallis Budge, *The Gods of the Egyptians* [1904] (New York: Dover, 1969), vol. 1, pp. 280-281.

According to the Gnostics, Christ taught his disciples the following magical formula for the forgiveness of sins. Therefore, that I may stand in purity in the presence of my Angel, let the forgiver of sins come, whose names are these: 'SIPHIREPSNIKHIEU, ZENEI, BER-IMOU, SOKHABRIKHER, EUTHARI, NANAÏ DIEIS BALMËRIKH, MEUNIPOS, KHIRIE, ENTAIR, MOUTHIOUR, SMOUR, PEUKHËR, OOUSKHOUS, MINIONOR, ISOKHOBORTHA.'

Hear me Invoking you, and purify me of all iniquity, real or imagined. I know thy great powers and invoke them: 'AUËR, BEBRÔ, ATHRONI, ÊOUREPH, ÊÔNE, SOUPHEN, KNITOUSOKHREÔPH, MAUÔNBI, MNEUÔR, SOUÔNI, KHOKHETEÔPH, KHÔKHE, ET-EÔPH, MEMÔKH ANËMPH.'

Thus I am forgiven of all shortcomings and cleansed of all guilt, fear, and insecurity. I stand absolved and purified before myself, before my Angel, and before God."

Magical Evocation Ritual to Visible Appearance, Saturn

Introduction

For Magical Evocation of Averse Astrological Forces, it is particularly important to choose a time for the Ritual when the Planet or Zodiacal Sign of the Working is well dignified in a Rosicrucian Sidereal Chart.¹² Cast, therefore, a suitable chart for the time and place of the Ritual. This chart should be within the Circle with the Magician during the Working. Calculate the Planetary Hours prior to the Ritual, since for Astrological Forces, it is particularly important to begin the Ritual during the Day and the Hour of the Planet or of the Planet ruling the Sign.

Once the Ritual begins, the Magician should not leave the Magic Circle for any reason whatsoever until the Ritual is concluded, and all of the Forces have been banished. Make necessary arrangements ahead of time to be able to perform the Ritual uninterrupted.

Synopsis

Altar: Magic Circle. Inside the Circle: three blue-violet candles, incense, cup of water, Lotus (or Phoenix) Wand (wrapped), Magic Sword (wrapped), Saturn

¹² See "Astrology and the Rosicrucian Sidereal Zodiac" in the introduction of this book for more information on Sidereal Astrology and chapter six, "Practical Magic," for more information on Dignity.

Lamen on a blue-violet ribbon, Planetary Banishing Dagger.

Triangle of Art: East

Enochian Tablets: Sigillum Dei Aemeth (in the Circle), Saturn (in the Circle).

Enochian Calls: Sixth.

Colors: Blue-violet flashing with complementary yellow-orange.

Day House: Capricorn (blue-violet).

Night House: Aquarius (violet).

Ideal Time: Saturday, during a Planetary Hour of Saturn.

Scents: Assafoetida (Ferula), scammony (Scammonia), indigo (Indicum), sulfur, cypress.

Ritual Precis

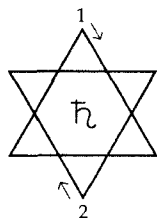
1. Perform a Rite of Magical Confession (optional).
2. Perform the Lesser Banishing Ritual of the Pentagram.
3. Perform the Lesser Banishing Ritual of the Hexagram.
4. Perform the Rite of Purification with Water and Consecration with Fire.
5. Unwrap the Lotus Wand.
6. Perform the Rite of the Qabalistic Cross.
7. Perform an Invocation of the Highest Divine Force.
8. Invoke Saturn in each of the four Quarters, and over the Altar (assuming the appropriate God Form, using the appropriate Hexagrams and Names). Trace the appropriate Sigils and Hebrew Names over the Altar, while vibrating the Names from the Sephirothic Hierarchy of Binah and the Kameothic Hierarchy of Saturn.
9. Circumambulate three times.
10. Perform the Rite of Adoration of the Lord of the Universe.
11. State all Magical Intentions.
12. Perform the Middle Pillar Ritual.
13. Facing Saturn, further invoke the Kameothic Intelligence.
14. Unwrap the Magic Sword.
15. Perform a first Conjunction of the Kameothic Spirit.
16. Perform a second and more potent Conjunction of the Kameothic Spirit.
17. Perform the third and most potent Conjunction of the Kameothic Spirit.
18. Converse with and skry to the Plane of the Kameothic Spirit.

19. Bind the Kameothic Spirit with an oath to the corresponding aspect of Divinity.
20. Give the Kameothic Spirit License to Depart.
21. Wrap the Lotus Wand and the Magic Sword.
22. Banish the Kameothic Spirit.
23. Banish the Kameothic Intelligence.
24. Reverse circumambulate three times.
25. Divest yourself of all God Forms assumed during the Ritual.
26. Perform the Greater Banishing Ritual of the Hexagram for the Planet Saturn, by banishing Saturn in each of the four Quarters, as well as over the Altar (using the appropriate Hexagrams and Names).
27. Perform the Lesser Banishing Ritual of the Pentagram.
28. Perform the Lesser Banishing Ritual of the Hexagram.
29. Declare the Temple duly closed.

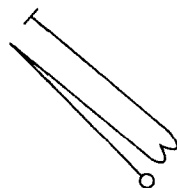
Ritual

1. Perform a Rite of Magical Confession (optional).
2. Perform the Greater Invoking Ritual of the Hexagram for the Planet Saturn (without leaving the Magic Circle), including preliminary Banishings, Consecrations, Invocation of the Highest Divine Force, and so forth, through step 37.
3. State clearly the Magical Intentions of the Ritual as follows: "It is the Intention of this Ritual to evoke Zazel, the Kameothic Spirit of the Planet Saturn, to Visible Appearance in the Triangle of Art and that the Spirit shall manifest in a pleasant form and shape. It is the further Intention of this Ritual to grow in awareness of the function of the Spirit, Zazel, and to learn to understand and recognize its operation in daily life. Finally, it is the further Intention of this Ritual to oblige Zazel to swear an oath of allegiance and obedience to the Divine Force of Saturn, YHVH Elohim, and to place its entire Force and Energy at the disposition of the Archangel, Tzaphquiel. In return for this Oath, it is the Intention of this Ritual to open a channel for Zazel to receive the Divine guidance and inspiration coming from YHVH Elohim through the Archangel, Tzaphquiel.
4. Perform the Ritual of the Middle Pillar. This activates and equilibrates the invoked Light Forces of Saturn in your Sphere of Sensation.
5. Facing the location of Saturn, further invoke the Kameothic Intelligence. Trace a blue-violet Invoking Saturn Hexagram (Supreme

form) and a yellow-orange \aleph in its center, while vibrating "ארררר" [â-râ-rê-tâ]. Trace a yellow-orange Saturn glyph in its center, while vibrating "אג-è-èl" [âg-è-èl]. Project blue-violet Light through it, using the Sign of the Enterer.



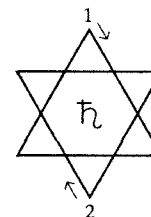
6. Give the LVX Signs.
7. Show (both sides of) the Saturn Lamen to the Entity. Proclaim (and vibrate as indicated): "In the Name of the Lord יהוה אלהים [yòd-hê-vâv-hê ê-lò-hèm], of the Archangel צפכאל [tsâf-kè-èl], and of the Choir of Angels ארררר [âr-èl-èm], I invoke you, oh אג-è-èl [âg-è-èl], you Kameothic Intelligence of Saturn."
8. Trace the Name of the Kameothic Intelligence in Hebrew (over the Hexagram, from right to left), while vibrating "אג-è-èl" [âg-è-èl]. Vibrate its Name again, while you trace its Sigil.



אג-è-èl
[âg-è-èl]

9. Show the Saturn Lamen to the Planetary Intelligence once again.
10. Perform the first conjuration of the Spirit Zazel. Unwrap your Magic Sword. Hold your Lotus Wand in your left hand and your Magic Sword in your right hand. Turn and face the Triangle of Art. Trace a blue-violet Invoking Saturn Hexagram (Supreme form) and a yellow-orange \aleph in its center, while vibrating "ארררר" [â-râ-rê-tâ]. Trace a yellow-orange Saturn glyph in its center, while vi-

brating "אג-è-èl" [âg-è-èl]. Project blue-violet Light through it, using the Sign of the Enterer.



11. Give the LVX Signs.
12. Hold your Lotus Wand in your left hand by the black section and your Magic Sword in your right hand. Trace the Name of the Kameothic Spirit in Hebrew (before the Triangle of Art, from right to left, using the black end of the Lotus Wand), while vibrating "זזזז" [zâz-èl]. Vibrate its Name again, while you trace its Sigil before the Triangle of Art.

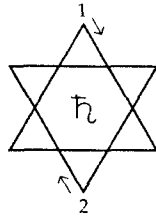


זזזז
[zâz-èl]

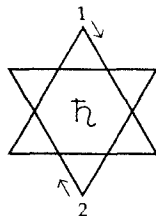
13. Hold the Lamen toward the Triangle of Art, showing it to the Spirit. Proclaim (and vibrate as indicated): "In the Mystic Name of Christ, יהשועה [yê-hê-shù-â],¹³ and in the name of the Kameothic Intelligence, אג-è-èl [âg-è-èl], I conjure you into the Triangle of Art, oh זזזז [zâz-èl], you Kameothic Spirit of Saturn. Come at once without delay, and manifest in a pleasant form and shape."
14. Continuing to face the Triangle of Art, perform a second and more potent Conjuration. Continue to hold your Lotus Wand in your left hand by the black section, and your Magic Sword in your right hand. With the black end of the Lotus Wand, trace a circle of

¹³ Christian Magicians should always use the Name of Christ to command Demons. This may be omitted, if desired, by Magicians of other religious faiths.

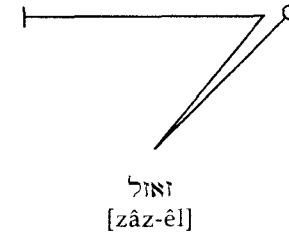
blazing, black light around the Triangle of Art to confine the Force. Trace a blue-violet Invoking Saturn Hexagram (Supreme form) and a yellow-orange \aleph in its center, while vibrating "אררריתא" [â-râ-rê-tâ]. Trace a yellow-orange Saturn glyph in its center, while vibrating "זאזל" [zâz-êl]. Project blue-violet Light through it, using the Sign of the Enterer. Give the Sign of Silence.



15. Give the LVX Signs.
16. Hold the point of the Magic Sword on the Sigil of Zazel on the Saturn Lamén, pointed toward the Triangle of Art. Proclaim (and vibrate as indicated): "In the Mystic Name of Christ, יהשועה [yê-hê-shù-â], in the name of the Lord יהוה אלהים [yòd-hê-vâv-hê ê-lô-hèm], of the Archangel צפקיאל [tsâf-kê-êl], of the Choir of Angels אררלים [âr-êl-êm], and of the Planetary Intelligence אל'אג [âg-è-êl], I conjure Thee, oh זאזל [zâz-êl], into the Triangle of Art. Come at once without delay, and manifest in a pleasant form and shape."
17. Perform a third and most potent conjuration. With the black end of the Lotus Wand, trace a circle of blazing, black light around the Triangle of Art. Trace a blue-violet Invoking Saturn Hexagram (Supreme form) and a yellow-orange \aleph in its center, while vibrating "אררריתא" [â-râ-rê-tâ]. Trace a yellow-orange Saturn glyph in its center, while vibrating "זאזל" [zâz-êl]. Project blue-violet Light through it, using the Sign of the Enterer. Give the Sign of Silence.



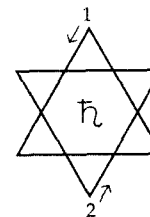
18. Give the LVX Signs.
19. Hold your Lotus Wand in your left hand by the black section and your Magic Sword in your right hand. Trace the Name of the Kameothic Spirit in Hebrew (before the Triangle of Art, from right to left), while vibrating "זאזל" [zâz-êl]. Vibrate its Name again, while you trace its Sigil before the Triangle of Art.



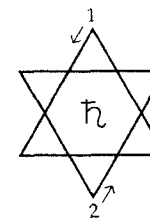
20. Hold the point of the Magic Sword to the Sigil of Zazel on the Saturn Lamén, pointed toward the Triangle of Art. Proclaim: "In the Mystic Name of Christ, יהשועה [yê-hê-shù-â], in the Mystic, seven-lettered name of God אררריתא [â-râ-rê-tâ], and by the seven Divine Names ruling over the Planets, יהוה אלהים [yòd-hê-vâv-hê ê-lô-hèm], אל' [êl], יהוה אלהים גבור [ê-lô-hèm gè-bòr], ודעת יהוה אלהים [yòd-hê-vâv-hê ê-lô-hâ vê-dâ-ât], יהוה צבאות [yòd-hê-vâv-hê tsêv-â-òt], and יהוה אלהים צבאות [ê-lô-hèm tsêv-â-òt], and שדי אל' [shâ-dì êl kî], I conjure thee, oh זאזל [zâz-êl], into the Triangle of Art. Come at once without delay, and manifest in a pleasant form and shape."
21. Take a seat near the East of the Magic Circle, so that you are comfortable and can easily see your reflection in the mirror in the Triangle of Art. Adjust the candles within the Magic Circle so that your face is well illuminated. Breathe deeply, and relax, while you stare into the reflection of your eyes in the mirror. Within a short time, you will begin to notice visual distortions, and your reflection will change. With concentration, you will quickly come to see the Spirit in the mirror.
22. Enter into a dialogue with the Spirit. Spontaneously gather as much information as possible about its function and the way that it manifests in daily life.
23. Close your eyes, and skry to the Plane of the Spirit.
24. Place the Saturn Lamén on the floor in the East of the Magic Circle, with the side facing upward containing the Sigil of Zazel. Stand well back in the Circle, and place the tip of the Magic

- Sword upon the Sigil of Zazel on the Lamén. Visualize inwardly, the tip of the Sword at the throat of the Demon in the Triangle of Art.
25. Proclaim: "In the Mystic Name of Christ 'יהשועה' [yê-hê-shù-â], and in the Name of the Lord 'יהוה אלהים' [yòd-hê-vâv-hê ê-lò-hèm], I command and oblige you to swear allegiance and obedience to the Lord God, as reflected in the Sphere of the Planet Saturn and in the Name 'יהוה אלהים' [yòd-hê-vâv-hê ê-lò-hèm]. By the irresistible Power and Authority of these Mighty Names, I further command and oblige you to place your entire Power, Energy, and Force at the disposition and service of the Archangel 'צפקיאל' [tsâf-kè-êl]. (This procedure is nearly always sufficient to obtain the Oath from the Demon. Should the Demon resist and refuse the Oath, however, rebuke its disobedience and command it by all the Holy Names of the three preceding Conjurations, until the Demon submits and obeys. This latter procedure is certain to succeed).
26. Further proclaim: "And there arose a great red Dragon, with seven heads and ten horns, and seven crowns upon his head, but as it is written 'He descendeth into Hell,' the Light above shines brighter for the Darkness below, and the Evil helpeth forward the Good. Therefore He sealed the heart of Darkness with a Cross of Gold bearing seven times seven petals of a Red Rose. Creature of Darkness, in recompense for the Oath which you have sworn, your obedience, and your fealty, the blessings of the Lord be upon you in the name 'יהוה אלהים' [yòd-hê-vâv-hê ê-lò-hèm]. For as it is written, 'the Light shineth in Darkness, but the Darkness comprehendeth it not.' Long hast Thou dwelt in Darkness, and in Blindness hast thy Force been lost. Receive therefore the vision and the guidance of the Lord, in the Name of the Great Archangel 'צפקיאל' [tsâf-kè-êl].
27. Give the Spirit License to Depart. Proclaim: "I command and oblige you, oh Zazel, you Kameothic Spirit of Saturn, in the name of 'יהוה אלהים' [yòd-hê-vâv-hê ê-lò-hèm] not to harm me, my assistants, (this Order,) or any of my friends, family, or loved ones. I further charge you to come quickly and willingly, whenever summoned by the sacred Rites of Magic. Because you have come quickly, and because you have diligently answered all demands, I give you License to Depart unto your abode and habitation. Go now, with the Blessings of 'יהוה אלהים' [yòd-hê-vâv-hê ê-lò-hèm]. May there always be peace between us, and may you always come when you are called.

28. Carefully wrap and put away your Lotus Wand and Magic Sword, to avoid any accidental dissipation of their charged Force.
29. Facing the Triangle of Art, trace a blue-violet Banishing Saturn Hexagram (Supreme form) and a yellow-orange ⚄ in its center, while vibrating "ארריתא" [â-râ-rè-tâ]. Trace a yellow-orange Saturn glyph in its center, while vibrating "זאזל" [zâz-êl]. Project blue-violet Light through it, using the Sign of the Enterer. Give the Sign of Silence.



30. Trace another blue-violet Banishing Saturn Hexagram (Supreme form) over the previous one and a yellow-orange ⚄ in its center, while vibrating "ארריתא" [â-râ-rè-tâ]. Trace a yellow-orange Saturn glyph in its center, while vibrating "אניאל" [âg-è-êl]. Project blue-violet Light through it, using the Sign of the Enterer. Give the Sign of Silence.



31. Finish the Greater Invoking Ritual of the Hexagram for Saturn, beginning from step 43, including all of the relevant Banishings.

APPENDIX I



Enochian Keys or Calls

Introduction

Enochian Magic is one of the most controversial aspects of Rosicrucian Magic. Israel Regardie warned that "It is a very powerful system, and if used carelessly or indiscriminately will bring about disaster and spiritual disintegration."¹ Paul Foster Case considered the Enochian system to be hopelessly tainted, and removed Enochian Magic entirely when he reformulated Golden Dawn material into his B. O. T. A. Donald Tyson has even suggested that Enochian Magic was revealed to John Dee as a means of setting in motion the destructive forces of the apocalypse, as described in the book of Revelation in the New Testament.²

While there does exist a certain parallel between the English translation of a few of the Enochian Calls and the apocalyptic imagery of the book of Revelation, this imagery may be considered as symbolical of spiritual realities rather than descriptive of physical events. In any case, much of the fear surrounding Enochian Magic has been greatly exaggerated.

The author of the present book has been working with the Enochian system, including the Enochian Calls, for many years, with great success, and without fulfilling any of the aforementioned predictions of gloom and doom. The Enochian Calls serve primarily as Energy amplifiers, and when properly used, clearly add great power to Rituals of

¹ *The Golden Dawn (The original Account of the Teachings, Rites, and Ceremonies of the Hermetic Order of the Golden Dawn)* [1937], revealed by Israel Regardie, 6th ed. (St. Paul: Llewellyn, 1989), p. 626.

² Donald Tyson, "The Enochian Apocalypse," *Gnosis*, No. 40 (Summer 1996), pp. 56-62.

Ceremonial Magic. Nonetheless, the decision whether or not to employ the Enochian Calls with the Rituals contained in the present book must be left to the discretion, personal responsibility, and risk of each Magician.

A primary difficulty in working with Enochian Magic lies in finding a correct or satisfactory means of pronunciation. Names derived from the Enochian Tablets are particularly problematic as consonants therein are frequently so clumped together that such Names are virtually impossible to pronounce.

In recognition of this problem, certain rules were laid out by W. Wynn Wescott and S. L. MacGregor Mathers for the Hermetic Order of the Golden Dawn. Wescott suggested that each letter should be pronounced separately. Using this method, for example, the consonant clump "pfmng" would be pronounced "pee-ef-em-en-gee." Mathers instead proposed that the first vowel in the name of the phonetically equivalent Hebrew letter be employed. For example, the Hebrew name for phonetical equivalent of the letter "l" is "Lamed." Therefore, Mathers suggests that the vowel "a" be used to render words pronounceable when the letter "l" appears in consonant clumps.

Each of these methods are indeed quite useful when working with Names drawn from the Enochian Tablets. Unfortunately, however, the Mathers and Wescott rules have tended to be applied far too rigidly and dogmatically, especially to the Enochian Calls, resulting in endless strings of extraneous syllables. For example, one recent book on the Golden Dawn transliterated the word "Ozongon" from an Enochian Call as "Oh-zoad-oh-noo-goh-noo."

Numerous clues to correct pronunciation may be found in original manuscripts³ handwritten by John Dee. These manuscripts clearly indicate that the dogmatic application of such rules to the Enochian Calls was neither originally intended by Dee nor by the Angels which dictated them. The Calls properly pronounced and free of surplus syllables remain sonorous in the extreme, reflecting the vibrant beauty of the language of Angels.

The Enochian Calls given in this appendix have been retransliterated from Sloane Manuscript 3191. In preparing this new transliteration, every effort has been made to restore the pronunciation to that most likely intended by John Dee and the Angels. The student who prefers, however, to use the Wescott-Mathers method will find the Calls elsewhere so transliterated by Israel Regardie.⁴

³ Sloane MS 3191 [1585?], Dr. John Dee (London: The British Library).

⁴ Israel Regardie, *The Complete Golden Dawn System of Magic* (Santa Monica: Falcon Press, 1987), Vol.

This fresh transliteration of Sloane MS 3191 has presented numerous difficulties and raised interesting questions. To begin with, the word spacing in the handwritten version of the Angelic Calls is so bad in certain places that is nearly impossible to distinguish where one Enochian word ends and the next one begins. Furthermore, the fashion that the English translations are arranged above the Enochian text in the original manuscript is of little use in overcoming this problem. Every effort has therefore been made to reproduce, as closely as possible, the original word spacing of the Enochian in the transliteration given below.

The most fascinating question regarding pronunciation raised by an examination of Dee's handwritten version of the Angelic Calls in Sloane MS 3191 is his copious use of diacritical marks. This mystery appears to have been completely overlooked or ignored by contemporary Enochian scholarship. The primary diacritical marks used by Dee are ' , ^, and " , and they are used over vowels in ninety-five per cent of all instances. These diacritics have been included in the new transliteration as faithfully as possible. In each instance where an Enochian word is given, the spelling used by John Dee in Sloane 3191 including his diacritical marks has been reproduced side by side with its new transliteration shown in brackets. Unfortunately, however, certain substitutions for the diacritical marks actually used by Dee have been obliged by editorial considerations. The mark ^ has been substituted for the mark actually used by Dee, which most closely resembles the upward pointing curve used in modern English to indicate a short vowel sound. It is hoped that the inclusion of these diacritical markings shall stimulate additional research regarding their actual meaning.

An examination of Sloane MS 3191 by various Professors of modern and classical European languages and linguistics has unfortunately not yet conclusively ascertained the meaning of the diacritical markings. It has been determined, however, that their usage apparently does not match neither that of Latin, Greek, nor any Germanic, Latin, nor Slavic derivative language, neither as they are employed today nor as they were used during the Sixteenth Century. It is therefore likely that the they represent a personal phonetical code devised by Dee for his personal use.

The transliteration methodology which has been employed in the present book for all Enochian words is outlined below and has been adhered to in a consistent fashion. The resulting fresh transliteration of Enochian Names and Calls remains steeped in Rosicrucian tradition,

yet as true as possible to the original manuscripts as well.

Transliteration Methodology

1. Every effort has been made to avoid the addition extraneous vowels and syllables.
2. The phonetic value of each individual letter has been preserved.
3. Wherever necessary, consonants which may be elongated through prolonged vibration as suggested by Wescott (particularly l, m, n, r, v, and z) have been used as separate syllables (avoiding thereby the addition of extraneous vowels).
4. Wherever an extra vowel is absolutely necessary, the first vowel in the name of the equivalent Hebrew letter has been employed as suggested by Mathers.
5. In the choice of vowel sounds, preference has been given to the phonetic values of vowel sounds most frequently used in Hebrew as suggested by Mathers.
6. The sound of the letter z should be elongated through prolonged vibration. This appears to be the true meaning of the marginal notes made by Dee in Sloane 3191 rather than the literal pronunciation of "z" as "zod," the Elizabethan appellation of the letter "z."⁵
7. The letter Q has been transliterated as "kw."⁶ In cases where there is no vowel following in the Enochian, it has been transliterated as "kwâ."
8. There is no evidence to be found in the manuscripts indicating an Enochian equivalent of the English sounds of the combined consonants "sh," "ph," or "th." They have therefore been transliterated in such a fashion that the phonetic values of the individual letters have been retained. There are numerous instances, however, where marginal notations do suggest that "ch" should be pronounced as a k. In the present transliteration, this "ch" has been given a guttural phonetical value similar to the German "ch" as used in the word "Buch." This has been indicated as an underlined "k" in the transliterations.
9. There are sporadic instances where marginal notes indicate that the letter "g" should be pronounced as "dg." Obviously "g" has two phonetic values in Enochian: that of a hard g (as in "go") as well

⁵ This apparent misunderstanding of the marginal notes has had a profound and unfortunate effect on the history of Enochian pronunciation.

⁶ Far from arbitrary, this has been extrapolated from various marginal notations in the Sloane MS 3191.

as one which closely approximates the English "j" (as in "job"). Attempts have been made to be as consistent as possible with the transliteration of this letter. Patterns revealed by marginal notation have been given priority. In doubtful instances the more sonorous option has been employed.

10. According to marginal notes, the letter "c" is at times to be transliterated as "k" and at other times as "s." Attempts have been made to be as consistent as possible with the transliteration of this letter. Patterns revealed by marginal notation have been given priority. In doubtful instances the more sonorous option has been employed.
11. In Dee's handwriting the uppercase letters "U" and "V" are consistently rendered as "V." Furthermore, there are numerous instances wherein from one place to another in Sloane MS 3191 Dee also interchanges the lower case letters "u" and "v" as well. Every attempt has nonetheless been made to maintain the phonetic value of the letters "u" and "v" as they actually appear in the manuscript, except in cases where an extra vowel would have then become necessary. In certain instances where an additional vowel is required by the text "v" has been rendered "vù."

The Enochian Calls and the Elemental Tablets

The Application of the Calls to the Enochian Elemental Tablets is resumed below. The attributions of the Enochian Calls to the Enochian Planetary and Zodiacal Tablets are given in appendix II, "The Book of the Concourse of Planetary and Zodiacal Forces."

Call Rules

- 1 The Tablet of Union as a whole.
- 2 Spirit in general and specifically within the Tablet of Union; to be used following the first Enochian Call.
- 3 The Tablet of Air, the lesser angle of Air of the Tablet of Air, and Rules Spirit of Air, EXARP (when used following the first and second Enochian Calls).
- 4 The Tablet of Water, the lesser angle of Water of the Tablet of Water, and Spirit of Water, HCOMA (when used following the first and second Enochian Calls).
- 5 The Tablet of Earth, the lesser angle of Earth of the Tablet of Earth, and Spirit of Earth, NANTA (when used following the first and second Enochian Calls).

- 6 The Tablet of Fire, the lesser angle of Fire of the Tablet of Fire, and Spirit of Fire, BITOM (when used following the first and second Enochian Calls).
- 7 The lesser angle of Water of the Tablet of Air.
- 8 The lesser angle of Earth of the Tablet of Air.
- 9 The lesser angle of Fire of the Tablet of Air.
- 10 The lesser angle of Air of the Tablet of Water.
- 11 The lesser angle of Earth of the Tablet of Water.
- 12 The lesser angle of Fire of the Tablet of Water.
- 13 The lesser angle of Air of the Tablet of Earth.
- 14 The lesser angle of Water of the Tablet of Earth.
- 15 The lesser angle of Fire of the Tablet of Earth.
- 16 The lesser angle of Air of the Tablet of Fire.
- 17 The lesser angle of Water of the Tablet of Fire.
- 18 The lesser angle of Earth of the Tablet of Fire.

The Forty-Nine Enochian Calls⁷

The First Call

OI	[òl]	I
sonf	[sònf]	raygn
vorsg,	[vòrs-j]	over you
gohó	[gò-hò]	sayeth
Iad	[yâd]	the God
balt	[bâlt]	of Justice
lansh	[lân-sâh]	in powre exalted
calz	[câl-z]	above the firmaments
vonpho,	[von-pê-hò]	of wrath:
sobra	[sòb-râ]	in Whose
z-ol	[z-òl]	hands
ror	[ròr]	the Sonne
i	[è]	is
ta	[tâ]	as
Nazpsad	[nâz-pê-sâd]	a sword,
Graa	[j-râ-â]	and the Mone

⁷ The Angels which dictated the Angelic Calls to John Dee explained that the first Call was to remain secret and could not be revealed, since it appertained to the Godhead alone. Therefore, in actual practice there are only forty-eight Calls. The Calls are numbered nonetheless beginning with number one, according to tradition and convention.

ta	[tâ]	as
Malprg	[mâl-pùr-j]	a through thrusting fire:
Ds	[dâs]	which
ho q	[hòl-kwâ]	measurèth
Q ä a	[kwâ-â]	your garments
nothóa	[nòt-hò-â]	in the mydst
zimz	[zèm-z]	of my vestures,
Od	[òd]	and
commah	[kòm-mâh]	trussed you together
ta	[tâ]	as
nobloh	[nò-blòh]	the palms
zien:	[zè-èn]	of my hands:
Soba	[sò-bâ]	Whose
thil	[tê-hèl]	seats
gnonp	[j-nòn-pè]	I garnished
prge	[pùr-jè]	with the fire
aldi	[âl-dè]	of gathering,
Ds	[dâs]	and
urbs	[ùr-bès]	beautified
óbòleh	[ò-bò-lêh]	your garments
grsam:	[jùr-sâm]	with admiration:
Casárm	[kâs-âr-m]	to whome
ohoréla	[ò-hò-rê-lâ]	I made a law
cabá	[câ-bâ]	to govern
pir	[pèr]	the holy ones
Ds	[dâs]	and
zonrensng	[zòn-rèns-j]	delivered you
cab	[kâb]	a rod
erm	[èr-m]	with
Jadnah:	[yâd-nâh]	the ark of knowledge
Pi'lah	[pè-lâh]	Moreover
farzm	[fârz-m]	you lifted up your
		voyces
znrza	[zùr-zâ]	and sware
adná	[âd-nâ]	obedience
gono	[gò-nò]	and faith
Iá'dpil	[yâd-pèl]	to him
Ds	[dâs]	that
hom	[hòm]	liveth
tóh	[tòh]	and triumpheth
Soba	[sò-bâ]	whose begynning

Ipam	[è-pâm]	is not, nor
Lu	[lù]	ende
Ipâmis	[è-pâ-mès]	can not be,
Ds	[dâs]	which
lôhòlo	[lò-hò-lò]	shyneth
vep	[vêp]	as a flame
zomd	[zò-mêd]	in the myddst
Poamal	[pò-â-mâl]	of your pallace
od	[òd]	and
bogpa	[bòj-pâ]	rayngneth
a äi	[â-â-è]	amongst you
ta	[tâ]	as
piap	[pè-âp]	the ballance
piamol	[pè-â-mò-êl]	of righteousness,
od	[òd]	and
vaoan	[vâ-ò-ân]	truth:
ZACARE'	[zâ-câr-ê]	Move
ca	[êk-â]	therefore,
od	[òd]	and
ZAMRAN	[zâm-rân]	shew yourselves:
odo	[ò-dò]	open
cicle	[kè-klê]	the Mysteries
Qää	[kwâ-â]	of your Creation:
zorge,	[zòr-jê]	Be friendly unto me:
lap	[lâp]	for
zirdo	[zèr-dò]	I am
NOCO	[nò-kò]	the servant
MAD	[mâd]	of the same your God:
Hoath	[hò-â-têh]	the true Worshipper
Jaida.	[yâ-è-dâ]	of the Highest.

The Second Call

Adgt	[âd-jît]	Can
v_pâ_ah	[v-pâ-âh]	the wings
zongom	[zòn-gòm]	of the windes
fa_â_ip	[fâ-â-èp]	understand
sald	[sâl-êd]	your voyces of wunder
vi_iv	[vè-è-v]	o you the second
L	[êl]	of the first,
sobam	[sò-bâm]	Whome
Lâl_prg	[yâl-pùr-j]	the burning flames

I_zâ_zaz	[è-zâ-zâz]	have framed
pi_âdph	[pè-âd-pêh]	within the depth of my
Caş_ârma	[kâs-âr-mâ]	Jaws
abramg	[âb-râm-j]	whome
ta	[tâ]	I have prepared
talho	[tâl-hò]	as
parâclêda	[pâ-râ-klê-dâ]	Cupps
Q_tâ	[kwâ-tâ]	for a wedding
lors_lq	[lòrs-l-kwâ]	or as
turbs	[tùr-bês]	the flowres
oöge	[ò-ò-gê]	in their beawty
Baltoh	[bâl-tòh]	for the Chamber
Giui	[gê-ù-è]	of righteousness
chis	[kès]	Stronger
Lusd	[lù-sâd]	are
orri	[òr-rè]	your fete
Od	[òd]	then the barren stone:
mi_calp	[mè-kâ-lâp]	And
chís	[kès]	mightier
bia	[bè-â]	are
ózungon	[ò-zòn-gòn]	your voices
Lap	[lâp]	then the manifold
noán	[nò-ân]	windes.
trof	[tròf]	For,
cors	[kòrs]	you are become
tage	[tâ-gê]	a buylding
o-q	[ò-kwâ]	such
manin	[mâ-nèn]	as is not
Ja_idon	[yâ-è-dòn]	but
Torzú	[tòr-zù]	in the mynde
góhel	[gò-hêl]	of the all powerfull.
ZACAR	[zâ-kâr]	Arrise
ca	[êk-â]	sayeth the First:
c_nógod,	[êk-nò-kwòd]	Move
ZAMRAN	[zâm-rân]	therefore
micalzo	[mè-kâl-zò]	unto his Servants:
od	[òd]	Shew your selves
ozazm	[ò-zâz-m]	in powre:
vrelp	[v-rêlp]	And
		make me
		a strong See_thing:

Lap	[lâp]	for
zir	[zèr]	I am
Ioiad.	[yò-yâd]	of him that liveth forever.

The Third Call

Micma	[mèk-mâ]	Behold
gohó	[gò-hò]	sayeth
Piad	[pê-yâd]	your God,
zir	[zèr]	I am
com selh	[còm sê-lâh]	a Circle
a zien	[â zè-ên]	on Whose hands
biab	[bè-âb]	stand
Os	[òs]	12
Lón-doh	[lòn-dòh]	Kingdoms.
Norz	[nòr-z]	Six
chis	[kès]	are
óthil	[òt-hèl]	the seats
Gi gî pah	[gè-gè-pâh]	of living breath,
und-l	[ùnd-l]	the rest
chis	[kès]	are
tá	[tâ]	as
pû im	[pù-èm]	sharp sickles:
Q	[kwâ]	or
mos pleh	[mòs-plêh]	the horns
teloch	[tê-lòk]	of death
Qui in	[kwè-è-n]	wherein
toltorg	[tòl-tòr-j]	the Creatures of y earth
chis	[kès]	are
í	[è]	to
chis	[kès]	are
ge	[gê]	not
m	[m]	Except
ozien	[ò-zè-ên]	myne own hand
dst	[dâst]	which
brgda	[bùr-j-dâ]	slepe
od	[òd]	and
torzul	[tòr-zùl]	shall ryse:
í lí	[è lè]	In the first
É ól	[ê-òl]	I made you
bal zarg,	[bâl-zâr-j]	stuards:

od	[òd]	and
á â la	[â-â-lâ]	placed you
Thiln	[tê-hèl-n]	in seats
os	[òs]	12
ne tâ ab	[nê-tâ-âb]	of government,
dluga	[dâl-ù-gâ]	giving
vomsarg	[vòm-sâr-j]	unto every one of you
Lonsa	[lòn-sâ]	powre
Cap mi áli	[kâp mè â-lè]	successively
vors	[vò-rès]	over
cla	[klâ]	:456:
homil	[hòmèl]	the true ages
cocasb	[kò-kâ-sâb]	of tyme
fafen	[fâ-fèn]	to the intent that
izizop	[è-zè-zòp]	from ye highest vessells
od	[òd]	and
mi í nôag	[mè-è-nò-âj]	the Corners
de	[dé]	of
gne táab	[gî-nê-tâ-âb]	your governments,
vaun	[vâ-ùn]	you might work
na	[nâ]	my
nâ ê el	[nâ-ê-èl]	powre:
panpir	[pân-pèr]	powring downe
Malpirgi	[mâl-pèr-gè]	the fires of life and encrease,
caósg	[kâ-òs-j]	continually
Pild	[pèld]	on the earth
noan	[nò-ân]	Thus you are become
vnalab	[v-nâ-lâh]	the skirts
balt	[bâlt]	of Justice
od	[òd]	and
voóan	[vò-ò-ân]	Truth.
do ó i ap	[dò ò-è-âp]	In the name
MAD	[mâd]	of the same your God
Gohólor	[gò-hò-lòr]	Lift up
gohús	[gò-hùs]	I say,
amiran	[â-mè-rân]	yourselves
Micma,	[mèk-mâ]	Behold
Iehúsoz	[yé-hù-sòz]	his mercies
ca cá com	[kâ-kâ-kòm]	florish
od	[òd]	and

<u>do ó â in</u>	[dò-ò-â-èn]	Name
noar	[nò-âr]	is become
<u>mi cá olz</u>	[mè-kâ-òlz]	mighty
<u>a aí om</u>	[â-â-è-òm]	amongst us
Casármg	[kâ-sâr-m-j]	In whom
gohía	[gò-hè-â]	we say
Z'ÂCAR	[zâ-kâr]	Move,
v'níglag	[v-nèg-lâj]	Descend
od	[òd]	and
<u>Im'ua mar</u>	[èm-ù-â-mâr]	apply your selves unto
		us
pugo	[pù-gò]	as unto
plapli	[plâ-plè]	the partakers
anánael	[â-nâ-nâ-èl]	of the secret wisdom
Q á an.	[kwâ-ân]	of your Creation.

The Fourth Call

Othíl	[òt-hèl]	I have set
lasdi	[lâs-dè]	my fete
babâge	[bâ-bâ-gè]	in the Sowth
od	[òd]	and
dorpha	[dòrp-hâ]	have looked about me
Gohól	[gò-hòl]	saying
G chis ge	[j-kès-gè]	are not
a uá uâgo	[â-ù-â-ù-â-gò]	the Thunders of encrease
Comp	[kòr-m-pè]	numbered
pd	[pèd]	33
dsonf	[dâs-ònf]	which rayne
vi v'di v	[vè v-dè-v]	in the second Angle,
Casáirmi	[kâ-sâr-mè]	under whome
óâli	[ò-â-lè]	I have placed
<u>Map m</u>	[mâp-m]	:9639:
Sobam	[sò-bâm]	Whome
ag	[âj]	None
compó	[kòr-m-pò]	hath yet numbered,
<u>c rp l</u>	[èk rêp l]	but one,
Casarmg	[kâ-sâr-m-j]	in whome
cro ód zi	[krò-òd-zè]	the second beginning of
		things
chis	[kès]	are
od	[òd]	and

vgeG	[v-géj]	wax strong
dst	[dâs-ât]	which also
ca pi máli	[ká pè mâ-lè]	successively
chis	[kès]	are
Ca pi m â on	[ká pè m â òn]	the number of time:
od	[òd]	and
lonshin	[lòns-hèn]	their powres
chis	[kès]	are
ta	[tâ]	as
Lo	[lò]	the first
<u>Cl a</u>	[èk-lâ]	:456:
Torgú	[tòr-jù]	Arrise
Nor	[nòr]	you sonnes
quasáhi	[kwâ-sâ-hè]	of pleasure
od	[òd]	and
F	[èf]	viset
caósga	[ká-òs-gâ]	the Earth:
Bagle	[bâg-lè]	for
zirenáiad	[zè-rên-â-yâd]	I am the Lord your God
Dsi	[dâs-è]	which is,
od	[òd]	and
Apîla	[â-pè-lâ]	liveth.
<u>Do ó â ip</u>	[dò-ò-â-èp]	In the name
<u>Q á al</u>	[kwâ-âl]	Of the Creator
ZACAR	[zâ-kâr]	Move,
od	[òd]	and
ZAMRAN	[zâm-rân]	shew your selves
Obelison	[ò-bê-lè-sòn-j]	as pleasant deliverers
<u>rest el</u>	[rêst-èl]	That you may praise
		him
a áf	[â-âf]	amongst
Nor <u>mô lap</u>	[nòr-mò-lâp]	the sonnes of men.

The Fifth Call

Sa páh	[sâ-pâh]	The mighty sounds
zí mi i	[zè mè è]	have entered
<u>du í v</u>	[dù-è-v]	into the third
od	[òd]	angle,
noas	[nò-âs]	are become
ta	[tâ]	as
<u>qa a nis</u>	[kwâ-â-nès]	olives

adroch	[ád-ròk]	in the olive mount
dorphal	[dòr-pê-hâl]	looking with gladness
ca ósg	[kâ-òs-j]	upon the earth
od	[òd]	and
faonts	[fâ-ònts]	dwelling
péripsol	[pê-rèp-sòl]	in the brightnes of the heavens
tablior	[tâ-blè-òr]	as continuall comfortors
Casarm	[kâ-sâr-m]	unto whom
amipzi	[â-mèp-zè]	I fastened
nazarth	[Nâ-zâ-rêt-hê]	pillers of gladness
af	[âf]	19
od	[òd]	and
dlugar	[dâ-lù-gâr]	gave them
zizop	[zè-zòp]	vessels
z_lida	[z-lè-dâ]	to water
caósgi	[kâ-òs-gè]	the earth
tol tórgi	[tòl-tòr-jè]	with her creatures,
od	[òd]	and
z_chis	[z-kès]	they are
e síasch	[é sè-âsk]	the brothers
L	[l]	of the first
ta viu	[tâ vè-ù]	and second
od	[òd]	and
íáod	[yâ-òd]	the beginning
thild	[tê-hèld]	of their own seats
ds	[dâs]	which are garnished
hubar	[hù-bâr]	with continuall burning lamps
Pe ó al	[pê ò àl]	:69636:
soba	[sò-bâ]	whose
cormfa	[kòr-m-fâ]	numbers
chis	[kès]	are
ta	[tâ]	as
la	[lâ]	the first
vls	[vùls]	the endes
od	[òd]	and
Q_có_gasb	[kwâ kò kâ-sâb]	the contents of tyme.
Ca	[ék-â]	Therefore
niis	[nè-ès]	Come you
od	[òd]	and

Darbs	[dâr-bès]	obey
Q á as	[kwâ-âs]	your creation
Feth ár zi	[fêt-hâr-zè]	viset us in peace
od	[òd]	and
blióra	[blè-ò-râ]	comfort
ia_ia l	[yâ yâl]	Conclude us
ed_nas	[éd-nâs]	as receivers
cicles	[kè-klés]	of your mysteries:
Bágle	[bâg-lé]	for why?
Ge iad	[gê yâd]	Our Lord and Mr.
i_L	[è-l]	is all One
The Sixth Call		
Gah	[gâh]	The spirits
s díu	[és dè-ù]	of ye 4th Angle
chis	[kès]	are
em	[ém]	Nine,
micálzo	[mè-kâl-zò]	Mighty
pilzin	[pèl-zèn]	in the firmaments of waters.
sobam	[sò-bâm]	Whome
El	[êl]	the first
harg	[hâr-j]	hath planted
mir	[mèr]	a torment
babálon	[bâ-bâ-lòn]	to the wicked
od	[òd]	and
obloc	[òb-lòk]	a garland
samvelg	[sâm-vèl-j]	to the righteous
dlugar	[d-lù-gâr]	giving unto them
malprg	[mâl-pùr-j]	fyrie darts
ar_cao_sgi	[âr-kâ-òs-gè]	to vanne the earth
od	[òd]	and
Acám	[â-kâm]	:7699:
canal	[kâ-nâl]	continual Workmen
so ból zar	[sò-bòl zâr]	whose courses
f_bliard	[éf-blè-ârd]	viset with comfort
caosgi	[kâ-òs-gè]	the earth
od	[òd]	and
chis	[kès]	are
anétab	[â-nê-tâb]	in government
od	[òd]	and

miam	[mè-âm]	continuanee
ta	[tâ]	as
vi v'	[vè-v]	the second
od	[òd]	and
d	[dâ]	the third
Darsar	[dâr-sâr]	Wherefore
sol peth	[sòl-pê-têh]	hearken unto
bi en	[bè ên]	my voyce
B rita	[bê-rè-tâ]	I have talked of you
od	[òd]	and
zâcam	[zâ-kâm]	I move you
g'mi cálzo	[j-mè-kâl-zò]	in power and presence,
sob há ath	[sòb-hâ-â-têh]	whose works
trían	[trè-ân]	shal be
Lu ía he	[lù yâ hê]	a song of honor
odecrin	[ò-dêk-rèn]	and the praise
MAD	[mâd]	of your God
Q a a on	[kwâ-â-òn]	in your Creation.

The Seventh Call

Ra as	[râ âs]	The East
ísâlman	[è-sâl-mân]	is a howse
paradizòd	[pâ-râ-dè-zòd]	of virgins
oécrimi	[ò-ê-krè-mè]	singing praises
a a ó	[â â ò]	amongst
ial pír gah	[yal pèr-jâh]	the flames of the first glory
qui ni	[kwè-nè]	wherein
enay	[ê-nây]	the Lord
butmon	[bùt-mòn]	hath opened his mouth
od	[òd]	and
in óas	[èn-ò-âs]	they are become
ni	[nè]	:28:
paradial	[pâ-râ-dè-âl]	Living dwellings
casarmg	[kâs-âr-m-j]	in whome
vgéar	[v-gê-âr]	the strength of man
chirlan	[kèr-lân]	rejoyceth
od	[òd]	and
zonac	[zò-nâc]	they are appaeled
Luciftian	[lù-sèf-tè-ân]	with ornaments of brightness

cors	[kòrs]	such
ta	[tâ]	as
vaúl	[vâ-ùl]	work
zirn	[zèr-n]	wonders
tol hà mi	[tòl hà mè]	on all creatures
soba	[sò-bâ]	Whose
londóh	[lòn-dòh]	Kingdoms
od	[òd]	and
miam	[mè-âm]	continuanee
chis	[kès]	are
tad	[tâd]	as the third
o	[ò]	and
dés	[dés]	fourth
vmádêa	[v-mâ-dê-â]	strong towres
od	[òd]	and
piblîar	[pè-blè-âr]	places of comfort
Othíl rit	[òt-hèl rèt]	The seats of Mercy
od	[òd]	and
míam	[mè-âm]	continuanee.
C no quol	[êk nò kwòl]	O you Servants
Rit	[rèt]	of Mercy
ZACAR,	[zâ-kâr]	Move,
ZAMRAN	[zâm-rân]	Appeare,
oè crimi	[ò-ê krè-mè]	sing praises
q á dah	[kwâ dâh]	unto the Creator:
od	[òd]	And
o mi ca olz	[ò mè kâ òl-z]	be mighty
aáiom	[â-â-è-òm]	amongst us
Bagle	[bâg-lê]	For
papnor	[pâp-nòr]	to this remembrance
idlúgam	[èd-lù-gâm]	is given
lonshi	[lòns-hè]	powre
od	[òd]	and
vmp lif	[v-mêp lèf]	our strength
vgégi	[v-gê-jè]	waxeth strong
Big liad	[bèg lè-âd]	in our Comforter.

The Eighth Call

Bazmêlo	[bâz-mê-lò]	The Midday the first
i	[è]	is
ta	[tâ]	as

pi rípson	[pè rèp-sòn]	the third heaven
oln	[òl-n]	made
Na zâ vábh	[nâ zâ vâ-bêh]	of Hiacynth Pillers
ox	[òks]	:26:
casarmg	[kâ-sâr-m-j]	in whome
Vrán	[v-rân]	the Elders
chis	[kès]	are
vgeg	[v-gêj]	become strong
ds a bramg	[dâs â-brâ-mêg]	which I have prepared
bal tôha	[bâl-tò-hâ]	for my own righteousnes
gohó	[gò-hò]	sayth
î ad	[yâd]	the Lord
Sobá	[sò-bâ]	whose
mian	[mè-ân]	long contynuance
trian	[trè-ân]	shall be
t a	[tâ]	as
lól cis	[lòl-sès]	bucklers
A ba í uó nin	[â bâ è ù-ò nèn]	to the stowping Dragon
od	[òd]	and
a zi ági er	[â zè â-gè êr]	like unto the harvest
rior	[rè-òr]	of a wyddow.
Irgil	[èr-jèl]	How many
chis	[kès]	are
da	[dâ]	there
ds	[dâs]	which
pâ â ox	[pâ â òks]	remayn
busd	[bù-sâd]	in the glorie
ca ós go	[kâ-òs-gò]	of the earth
ds	[dâs]	which
chis	[kès]	are
odí pûran	[ò-dè pûr-ân]	and shall not see
télôah	[tê-lò-âh]	death
ca curg	[câ cùr-j]	untyll
O	[ò]	this
ísâlman	[è-sâl-mân]	howse
loncho	[lòn-kò]	fall
od	[òd]	and
Vo uína	[vò-ù-è-nâ]	the Dragon
car baf	[kâr bâf]	synk
Nií'so	[nè-è-sò]	Come away,
Bagle	[bâg-lê]	for

auá uâ go	[â-ù-â-ù-â-gò]	the Thunders
gohón	[gò-hòn]	have spoken:
Niíso	[nè-è-sò]	Come away,
bagle	[bâg-lê]	for
mó mâo	[mò mâ-ò]	the Crownes
si á î on	[sè â è òn]	of the Temple,
od	[òd]	and
máb za	[mâb zâ]	the coat
Jad o i ás mô mar	[yâd ò è âs mò mâr]	of him that is, was, and
		shall be crowned
poilp	[pò-èlp]	are divided
Niis	[nè-ès]	Come
ZAMRAN	[zâm-rân]	Appeare
c i a o fi	[sè-â-ò-fè]	to the terror
caósgo	[kâ-òs-gò]	of the earth
od	[òd]	and
bli ors	[blè òrs]	to our comfort
od	[òd]	and
corsi	[kòr-sè]	of such
t a	[tâ]	as
a brâ mig	[âb-râ-mèg]	are prepared

The Ninth Call

Mí cá ôli	[mè-kâ-ò-lè]	A mighty
bransg	[brân-sâj]	garde
prgel	[pùr-jèl]	of fire
napta	[nâp-tâ]	with two edged swords
ial por	[yâl-pòr]	flaming
ds	[dâs]	(which
brin	[brèn]	have
efáfâfe	[éf-áf-â-fé]	viols
P	[pê]	:8:
vonpho	[vòn-pê-hò]	of wrath
o lá ni	[ò-lâ-nè]	for two tymes
od	[òd]	and
obza	[òb-zâ]	a half:
sobca	[sòb-kâ]	whose
v'pâ ah	[v-pâ-âh]	wings
chis	[kès]	are
tatan	[tâ-tân]	of wormwood
od	[òd]	and

tra nan	[trâ-nân]	of the marrow
ba ly [^] e	[bâ-l-yê]	of salt)
a lâr	[â-lâr]	have settled
lus da	[lûs dâ]	their feete
so bôn	[sò bôn-n]	in the west,
od	[òd]	and
chis	[kès]	are
hól q	[hòl-kwâ]	measured
C no quó di	[êk-nò-kwò-dè]	with their Ministers
<u>cial</u>	[sè-âl]	:9996:
v nâl	[v-nâl]	These
aldon	[âl-dòn]	gather up
mom	[mòm]	the moss
ca ósgo	[ká-òs-gò]	of the earth
t a	[tâ]	as
las	[lâs]	the rich
óllor	[òl-lòr]	man
gnay	[gî-nâ-yê]	doth
limlal	[lèm-lâl]	his threasor:
Amma	[âm-mâ]	Cursed
chiis	[kè-ès]	er they
sob ca	[sòb kâ]	whose
madrid	[mâd-rèd]	iniquities
<u>z</u> chis,	[z-kès]	they are
oóá nô an	[ò-ò-â nô ân]	in their eyes
chis	[kès]	are
auíny	[â-ù-èn-yê]	milstones
dril pi	[drèl-pè]	greater
caós gin,	[ká-òs-gèn]	then the earth
od	[òd]	And
but mô ni	[bùt mòn è]	from their mowthes
parm	[pâr-m]	rune
zum vi	[zùm vè]	seas
C nîla	[êk nè-lâ]	of blud:
Dazis	[dâ-zès]	Their heads
ethámz	[êt-hâm-z]	are covered
<u>a</u> chíl dao	[â-kèl dâ-ò]	with diamond
od	[òd]	and
mirc	[mè-rék]	uppon
ózól	[ò-zòl]	their heds
chis	[kès]	are

pi di á i	[pè dè â è]	marble
collal	[kòl-lâl]	slevés.
vlcí nin	[v-l-kè-nèn]	Happie is he
<u>a</u> sóbam	[â-sò-bâm]	on whome
v cim	[v-kèm]	they frown not.
Bagle	[bâg-lê]	For why?
Iad	[yâd]	The God
báltoh	[bâl-tòh]	of righteousness,
chirlan	[kèr-lân]	reioyceth
par	[pâr]	in them.
Ni íso	[nè-è-sò]	Come away
od	[òd]	and
ip	[èp]	not
o fáfâfe	[ò fâ-fâ-fê]	your Viols
Bagle	[bâg-lê]	For
a có casb	[â kò kâ-sâb]	the tyme
i córs ca	[è kòrs kâ]	is such as
v nig	[v nè]	requireth
blior.	[blè-òr]	comfort.

The Tenth Call

Co ráxo	[kò-râks-ò]	The thunders of Judge- ment and Wrath
chis	[kès]	are
comp	[kòr-mèp]	numbered
od	[òd]	and
blans	[blâns]	are haborowed
L u cal	[lù-kâl]	in the North
a zí â zor	[â zè â zòr]	in the likenes
pa eb	[pâ êb]	of an oke
Soba	[sò-bâ]	whose
Lilônnon	[lè-lò-nòn]	branches
chis	[kès]	are
v ir q	[vèr-kwâ]	Nests
<u>op</u>	[òp]	:22:
eóphan	[ê-òp-hân]	of lamentation
od	[òd]	and
ra clir	[rá klèr]	weaping
ma âsi	[mâ â-sè]	Layd up
bagle	[bâg-lê]	for
ca os gi	[ká-òs-gè]	the earth

ds	[dás]	which
ialpon	[yâl-pòn]	bum
do sig	[dò sèg]	night
od	[òd]	and
bas gim	[bâs gèm]	day:
od	[òd]	and
ox ex	[òks êks]	vomit out
daz ís	[dâz ès]	the heds
si âtris	[sè ât-rès]	of scorpions
od	[òd]	and
sal bron	[sâl bròn]	live sulfer
cynx ir	[kâ-yên-êks èr]	myngled
fab ô an	[fâb ô ân]	with poysen
V nâl chis	[v-nâl-kès]	These be
const	[kònst]	The Thunders
ds	[dás]	that
<u>dâox</u>	[dâ-òks]	:5678:
co casg	[kò kâs-j]	tymes
<u>ol</u>	[òl]	in the 24th part
o á nîo	[ò â nè-ò]	of a moment
yor	[yòr]	rore
vóhim	[vò-hèm]	with a hundred
<u>ol</u>	[òl]	:24:
giz y ax	[gèz-yâks]	mighty earthquakes
od	[òd]	and
eórs	[è-òrs]	a thousand
cocasg	[kò-kâs-j]	times
plo si	[plò sè]	as many
molui	[mò-lù-è]	surges
ds	[dás]	which
pa gê ip	[pâ gê èp]	rest not
la rag	[lâ râj]	neyther
om	[òm]	know
droln	[dròl-n]	any
matorb	[mâ-tòrb]	
cocasb	[kò-kâ-sâb]	tyme
em na	[èm nâ]	here
L	[l]	One
patralx	[pât-râ-lâks]	rock
yoci	[yò-kè]	bringeth forth
<u>matb</u>	[mâ-tèb]	:1000:

no mig	[nò mèg]	even as
monons	[mò-nòns]	the hart
olôra	[ò-lò-râ]	of man
gnay	[gî-nâ-yê]	doth
angêlard	[ân-gê-lârd]	his thowghts
Ohîo	[ò-hè-ò]	wo
Ohîo	[ò-hè-ò]	wo
Ohîo	[ò-hè-ò]	wo
Ohîo	[ò-hè-ò]	wo
Ohîo	[ò-hè-ò]	wo
no ib	[nò-èb]	yea
Ohîo	[ò-hè-ò]	wo
Ca ósgon	[kâ-òs-gòn]	be to the earth
Bagle	[bâg-lê]	For
madrid	[mâd-rèd]	her iniquitie
i	[è]	is
zi rôp	[zè ròp]	was
chiso	[kè-sò]	and shall be
dril pa	[drèl-pâ]	great.
<u>Nîso</u>	[nè-è-sò]	Come away
Crip	[krèp]	but
ip	[èp]	not
nidâli	[nè-dâ-lè]	your noyses.

The Eleventh Call

Ox í ay^al	[òks è â yâl]	The mighty seat
holdo	[hòl-dò]	groaned
od	[òd]	and
zirom	[zè-ròm]	they were
<u>O</u>	[ò]	:5:
co ráx o	[kò ráks ò]	thunders
ds	[dás]	which
zildar	[zèl-dâr]	flew
ra âsy	[rà âs-yê]	into the East
od	[òd]	and
vab zir	[vâb zèr]	the Egle
cam líax	[kâm lè-âx]	spake
od	[òd]	and
bâ hâl	[bâ hâl]	cryed with a lowde
		voyce

Niiso	[nè-è-sò]	Come away and they gathered them together in
sal man	[sâl mân]	the house
telóch	[tê-lòk]	of death
Ca sár man	[kâ sâr mân]	of whome
hol _q	[hòl-kwâ]	it is measured
od	[òd]	and
t i	[tè]	it is
t a	[tâ]	as
z chis	[z-kès]	they are
soba	[sò-bâ]	whose
cornf	[kòr-méf]	number
i	[è]	is
ga	[gâ]	:31:
Niisa	[nè-è-sâ]	Come away
Bagle	[bâg-lê]	For
abramg	[âb-râ-mêg]	I have prepared
noncp	[nòn-sâp]	for you
ZACARe	[zâ-kâr-ê]	Move
ca	[êk-â]	therfore
od	[òd]	and
ZAMRAN	[zâm-rân]	shew your selves
odo	[ò-dò]	open
cicle	[kè-klê]	the Mysteries
Qäá	[kwâ-â]	of your Creation
Zorge	[zòr-jê]	Be friendly unto me
lap	[lâp]	for
zirdo	[zèr-dò]	I am
NOCO	[nò-kò]	the servant
Mad	[mâd]	of the same your God
Hoath	[hò-â-têh]	the true worshipper
Iaïda.	[yâ-è-dâ]	of the Highest.

The Twelfth Call

Non ci	[nòn-sè]	O you
dsonf	[dâs-ònf]	that rayng
Babage	[bâ-bâ-jê]	in the sowth
od	[òd]	and
chis	[kès]	are
ob	[òb]	:28:
hubáio	[hù-bâ-è-ò]	the lanterns
ti bibp	[tè bè-bêp]	of sorrow
al lar	[âl lâr]	bynde up
atrâah	[â-trâ-âh]	your girdles
od	[òd]	and
ef	[êf]	viset us
drix	[drèks]	Bring down
fafen	[fâ-fên]	your trayn
Mian	[mè-ân]	:3663:
ar	[âr]	that
E nay	[è nâ-yê]	the Lord
ovof	[ò-vòf]	may be magnified
Soba	[sò-bâ]	Whose
do ó â in	[dò ò â èn]	name
a âi	[â-â-è]	amongst you
i	[è]	is
VONPH	[vòn-pêh]	Wrath
ZACAR	[zâ-câr]	Move,
gohus	[gò-hùs]	I say,
od	[òd]	and
ZAMRAN,	[zâm-rân]	shew yourselves
odo	[ò-dò]	open
cicle	[kè-klê]	ye mysteries
Qäá,	[kwâ-â]	of yor creation
Zorge,	[zòr-jê]	be friendly unto me
Lap	[lâp]	for
zirdo	[zèr-dò]	I am
NOCO	[nò-kò]	the servant
MAD,	[mâd]	of the same yo God
Hoath	[hò-â-têh]	The true worshipper
Iaïda.	[yâ-è-dâ]	of the Highest

The Thirteenth Call

Napêai	[nâ-pê-â-è]	Ô you swords
Babâigen	[bâ-bâ-è-jên]	of the sowth
ds	[dâs]	which
brin	[brèn]	have
v̄x	[vêks]	:42:
ooáôna	[ò-ò-â-ò-nâ]	eyes
l ring	[l-rèn-j]	to styr up
vonph	[vòn-pêh]	wrath
doâlim	[dò-âl-èm]	of Synn
eôlis	[ê-ò-lès]	making
ollog	[òl-lòg]	men
orsba	[òrs-bâ]	drunken
ds	[dâs]	which
chis	[kès]	are
affa	[âf-fâ]	empty:
Micma	[mèk-mâ]	Behold
is ro	[ès rò]	the promise
MAD	[mâd]	of God
od	[òd]	and
Lon _{shi} tox	[lòns-hè-tòx]	his powre
ds	[dâs]	which
ivmd	[yùv-mêd]	is called
a ái	[â-â-è]	amongst you
GROSB:	[j-rò-sâb]	A bitter sting:
ZACAR	[zâ-câr]	Move therefore
od	[òd]	and
ZAMRAN,	[zâm-rân]	shew yourselves
odo	[ò-dò]	open
cicle	[kè-klê]	the Mystery
Qâa,	[kwâ-â]	of your Creation
Zorge,	[zòr-jê]	Be friendly unto me:
Lap	[lâp]	for
zirdo	[zèr-dò]	I am
NOCO	[nò-kò]	the servant
MAD,	[mâd]	of ye same your God
Hoath	[hò-â-têh]	The true worshipper
Iaïda.	[yâ-è-dâ]	of the Highest

The Foureenth Call

Noró mi	[nò-rò-mè]	Oh you sonns
Bagié	[baj-è-ê]	of fury
pasbs	[pâs-bès]	the dowghters
oîad	[ò-yâd]	of the Just
ds	[dâs]	which
trint	[trènt]	sit
mirc	[mè-rék]	uppon
o]	[ò]	:24:
thil	[tê-hèl]	seats
dods	[dò-dâs]	vexing
tolham	[tòl-hâm]	all creatures
ca ós go	[ká-òs-gò]	of the earth
Ho mín	[hò-mèn]	with age
ds	[dâs]	which
brin	[brèn]	have
oroch	[òr-òk]	under you
Quar	[kwâr]	:1636:
Micma	[mèk-mâ]	Behold
bial	[bè-âl]	the voyce
oîad	[ò-yâd]	of God
a is ro	[â ès rò]	promys
tox	[tòks]	of him
dsi vm	[dâs-èv-m]	which is called
a ái	[â-â-è]	amongst you
Baltim	[bâl-tèm]	Furye, or Extreme Justice
ZACAR	[zâ-kâr]	Move
od	[òd]	and
ZAMRAN,	[zâm-rân]	shew yourselves
odo	[ò-dò]	open
cicle	[kè-klê]	the Mysteries
Qâa,	[kwâ-â]	of your Creation
zorge,	[zòr-jê]	Be friendly unto me:
Lap	[lâp]	for
zirdo	[zèr-dò]	I am
NOCO	[nò-kò]	the servant
MAD,	[mâd]	of the same your God
hoath	[hò-â-têh]	The true worshipper
Iaïda.	[yâ-è-dâ]	of the Highest

The Fifteenth Call

Ils	[èls]	O thow
tabâan	[tâ-bâ-ân]	the governor
Li ál prt	[lè-âl-pùrt]	of the first flame
casarman	[kâs-âr-mân]	under whose
vpa â hi	[v-pâ-â-hè]	wyngs
chis	[kès]	are
<u>darg</u>	[dâr-j]	:6739:
dso âdo	[dâs-ò-â-dò]	which weave
ca ôs gi	[kâ-ôs-gè]	the earth
ors cor	[òrs-kòr]	with drynes
ds	[dâs]	which
ômax	[ò-mâks]	knowest
monasci	[mò-nâs-sè]	of the great name
Ba é ô uib	[bâ-è-ò-ù-èb]	Righteousness
od	[òd]	and
<u>emét gis</u>	[ê-mêt-gès]	the seale
ia iâ dix	[yâ-yâ-dèks]	of Honor
ZACAR	[zâ-kâr]	Move
od	[òd]	and
ZAMRAN,	[zâm-rân]	shew yourselves
odo	[ò-dò]	open
cicle	[kè-klê]	the Mysteries
Qâa,	[kwâ-â]	of your Creation
zorge,	[zòr-jê]	Be friendly unto me:
Lap	[lâp]	for
zirdo	[zèr-dò]	I am
NOCO	[nò-kò]	the servant
MAD,	[mâd]	of the same your God
hoath	[hò-â-têh]	The true worshipper
Iaïda.	[yâ-è-dâ]	of the Highest

The Sixteenth Call

Ils	[èls]	Oh thow
vi úi ál prt	[vè-ù-è-âl-pùrt]	second flame
sal man	[sâl-mân]	the howse
balt	[bâlt]	of Justice
ds	[dâs]	which hast
acro ódzi	[âc-rò òd-zè]	thy begynning
busd	[bù-sâd]	in glory:
od	[òd]	and

bliôrax	[blè-ò-râks]	shalt comfort
balit	[bâ-lèt]	the iust:
dsin si	[dâs-èn sè]	which walkest
caosg	[kâ-ôs-gè]	on the earth
lusdan	[lùs-dân]	with feete
Êmod	[è-mòd]	876
dsom	[dâs-òm]	that understand
od	[òd]	and
<u>tli ob</u>	[tê-lè òb]	separate creatures
dril pa	[drèl pâ]	great
geh	[gêh]	art
yls	[yêls]	thow
Mad	[mâd]	in the God
zi	[zè]	of
lo darp	[lò dârp]	strech-forth-and-con-
		quer
ZACAR	[zâ-kâr]	Move
od	[òd]	and
ZAMRAN,	[zâm-rân]	shew yourselves
odo	[ò-dò]	open
cicle	[kè-klê]	the Mysteries
Qâa,	[kwâ-â]	of your Creation
zorge,	[zòr-jê]	Be friendly unto me:
Lap	[lâp]	for
zirdo	[zèr-dò]	I am
NOCO	[nò-kò]	the servant
MAD,	[mâd]	of the same your God
hoath	[hò-â-têh]	The true worshipper
Iaïda.	[yâ-è-dâ]	of the Highest

The Seventeenth Call

Ils	[èls]	O thow
di alprt	[dè-âl-pùrt]	third flame
soba	[sò-bâ]	whose
vpâ ah	[v-pâ âh]	wyngs
chis	[kès]	are
nanba	[nân-bâ]	thorns
zix lay	[zèks-lâ-yê]	to styr up
dod sih	[dòd-sèh]	vexation:
od	[òd]	and
brint	[brènt]	hast

<u>Faxs</u>	[fâks-ês]	:7336:
hubâro	[hùb-â-rò]	lamps living
tastax	[tâs-tâks]	going before
yl si,	[yêl sè]	the
so bai ad	[sò bâ-yâd]	whose God is
i	[è]	is
vón pô vnph	[vòn pò vùn-pêh]	Wrath in Angre
Al don	[âl-dòn]	Gyrd up
dax	[dâks]	thy
il	[èl]	loynes
od	[òd]	and
to á tar:	[tò â târ]	harken
ZACAR	[zâ-kâr]	Move
od	[òd]	and
ZAMRAN,	[zâm-rân]	shew yourselves
odo	[ò-dò]	open
cicle	[kè-klê]	the Mysteries
Qäa,	[kwâ-â]	of your Creation
zorge,	[zòr-jê]	Be friendly unto me:
Lap	[lâp]	for
zirdo	[zèr-dò]	I am
NOCO	[nò-kò]	the servant
MAD,	[mâd]	of the same your God
hoath	[hò-â-têh]	The true worshipper
Iaïda.	[yâ-è-dâ]	of the Highest

The Eighteenth Call

Ils	[èls]	O thow
Micaólz	[mè-kâ-òlz]	mighty
Ol pirt	[òl pèrt]	light and
ial	[yâl]	burning
prg	[pùr-j]	flame
Bliors	[blè-òrs]	of comfort
ds	[dâs]	which
odo	[ò-dò]	openest
Busdir	[bùs-dèr]	the glory
o í ad	[ò-yâd]	of God
o uó ars	[ò-ù-ò-ârs]	to the center
caós go	[kâ-òs-gò]	of the erth
Ca sarmg	[kâ-sâr-mêj]	In whome
L a iad	[l-â-yâd]	the secrets of truth

<u>erán</u>	[ê-rân]	:6332:
brints	[brènts]	have
cafâfam	[kâ-fâ-fâm]	their abiding
ds	[dâs]	which
ivmd	[yùv-méd]	is called
<u>a q'lo</u>	[â kwâ-lò]	in thy
a dó hi	[â dò hè]	Kingdome
MOZ	[mòz]	IOYE
od	[òd]	and
ma óf fas	[mâ òf fâs]	not to be measured
Bolp	[bò-lâp]	Be thow
comóblíort	[kò-mò-blè-òrt]	a window of comfort
pambt	[pâm-bêt]	unto me.
ZACAR	[zâ-kâr]	Move
od	[òd]	and
ZAMRAN,	[zâm-rân]	shew yourselves
odo	[ò-dò]	open
cicle	[kè-klê]	the Mysteries
Qäa,	[kwâ-â]	of your Creation
zorge,	[zòr-jê]	Be friendly unto me:
Lap	[lâp]	for
zirdo	[zèr-dò]	I am
NOCO	[nò-kò]	the servant
MAD,	[mâd]	of the same your God
hoath	[hò-â-têh]	The true worshipper
Iaïda.	[yâ-è-dâ]	of the Highest

The Call of the Thirty Aires

Madríax	[mâ-drè-âks]	Oh you heavens
ds	[dâs]	which
praf	[práf]	dwell
LIL ⁸	[lèl]	in the first Ayre,
chis	[kès]	are
Mi cá olz	[mè kâ òlz]	Mightie
saánir	[sâ-â-nèr]	in the partes
Caósgo	[kâ-òs-gò]	of the Erth
od	[òd]	and
físis	[fè-sès]	execute
bal zizras	[bâl zèz-râs]	the Judgment

⁸ Calls nineteen through forty-eight are formed by inserting the appropriate corresponding name of one of the Thirty Ayres at this point, as resumed in the Table following the Call.

Iaída	[yâ-è-dâ]	of the highest
nonca	[nòn-sâ]	to you
gohúlim	[gò-hù-lèm]	it is sayd,
Micma	[mèk-mâ]	Beholde
ado ían	[â-dò yân]	the face
MAD	[mâd]	of your God
J á od	[já-òd]	the begynning
bliorb	[blè-òrb]	of comfort:
sâ ba o o á ôna	[sâ bâ ò ò â ò-nâ]	whose eyes
chis	[kès]	are
Lucifτίας	[lù-sèf-tè-âs]	the brightnes
perípsol	[pè-rèp-sòl]	of the hevens:
ds	[dâs]	which
abraássa	[â-brâ-âs-sâ]	provided
noncf	[nòn-séf]	you
netáâ ib	[nê-tâ-â-èb]	for the government
Caós gi	[kâ-òs-gè]	of the Erth.
od	[òd]	and
tilb	[tèlb]	her
ad phaht	[âd pè-hâ-hêt]	unspeakable
dám ploz	[dâm plòz]	varietie
toóat	[tò-ò-ât]	furnishing
noncf	[nòn-séf]	you
gmi	[gî-mè]	with
cál	[kâl]	a powr
zôma	[zò-mâ]	understanding
L_rásd	[l-râ-sâd]	to dispose
tóf glo	[tòf glò]	all things
marb	[mâ-rèb]	according
yárry,	[yâr-ré-yè]	to the providence
IDÓIGO	[è-dò-è-gò]	of him that sitteth on
		the holy Throne
od	[òd]	and
tor zulp	[tòr-zùlp]	rose up
ia ó daf	[yâ ò dâf]	in the begynning
gohól	[gò-hòl]	saying
Caós ga	[kâ-òs-gâ]	The Earth
tabaord	[tâ-bâ-òrd]	Let her be governed
saánir	[sâ-â-nèr]	by her parts
od	[òd]	and
Chris téos	[krès-tè-òs]	Let there be

yr póil	[yâr pò-èl]	Division
ti óbl	[tè ò-bèl]	in her,
Bus dir tilb	[bùs dèr tèlb]	that the glory of hir
noaln	[nò-âl-n]	may be
pa id	[pâ èd]	allwayes
ors ba	[òrs bâ]	drunken
od	[òd]	and
do drmni	[dò drùm-nè]	vexed
zylna	[z-yèl-nâ]	in itself:
El záp tilb	[èl-zâp tèlb]	Her course,
parmgi	[pâr-m-jè]	let it ronne
pe ríþ sax	[pè rèp sâx]	with the hevens
od	[òd]	and
t a	[tâ]	as
Qurlst	[kùr-èlst]	a handmayd
bō o a pi S	[bò ò â pès]	let her serve them:
L_nib m	[l-nèb-m]	One season
ov cho	[òv-çò]	Let it confownd
symp,	[sâ-yèmp]	an other:
od	[òd]	And
Christéos	[krès-tè-òs]	let there be
Ag tol torn	[âg tòl tòrn]	no Creature
mirç	[mèrk]	uppon
Q	[kwâ]	or
ti ób l	[tè òb l]	within her
Lel,	[lèl]	the same:
Ton	[tòn]	All
paombd	[pâ-òm-bèd]	her members
dil zmo	[dèl-z-mò]	let them differ
as pían,	[âs pè-ân]	in their qualities:
Od	[òd]	And
Christéos	[krès-tè-òs]	let there be
Ag L tor torn	[âg l tòr tòrn]	no one Creature
parach	[pâ-râç]	æquall
a sy'mp,	[â sâ-yèmp]	with another
Cord ziz	[kòrd-zèz]	The reasonable Crea-
		tures of Erth: Men
dod pal	[dòd pâl]	let them vex
od	[òd]	and
fifalz	[fè-fâlz]	weede out
Ls mnad,	[lâs m-n-âd]	one another

Od	[òd]	And
fargt	[fâr-jît]	the dwelling places,
bams	[bâms]	let them forget
omaóas,	[ò-mâ-ò-âs]	their names:
Conísbra	[kò-nès-brâ]	The work of man
od	[òd]	and
auáuox	[â-ù-â-ù-òks]	his pomp,
to nug,	[tò nùj]	let them be defaced:
Ors cat bl	[òrs cât bêl]	His buyldings
no âs mi	[nò âs mè]	let them become
tab gés,	[tâb gês]	Caves
Leuith mong	[lê-ù-èt-hê mòn-j]	for the beasts of the feild:
unchi	[ùn-kè]	Confownd
omp tilb	[ò-mêp tèlb]	her understanding
ors.	[òrs]	with darkness.
Bagle	[bâg-lé]	For why?
Mo ó ó ah	[mò ó ó âh]	It repenteth me
ol	[òl]	I
cord	[kòrd]	made
ziz.	[zèz]	Man.
L	[l]	One
ca pímâ o	[ká pè-mâ]	while
ix o máx ip	[èks ò mâks èp]	let her be known,
od	[òd]	and
ca có casb	[ká kò kâ-sâb]	another while
gosâ a.	[gò-sâ â]	a stranger:
Baglen	[bâg-lên]	Bycause
pi	[pè]	she
i	[è]	is
ti ánta	[tè ân-tâ]	the bed
a bábâlongd	[â bâ-bâ-lònd]	of an Harlot,
od	[òd]	and
faórgt	[fâ-òr-jît]	the dwelling place
teloc vo v im.	[tê-lòk vò-vèm]	of him that is faln:
Má drí iax	[mâ-drè-yâks]	O you hevens,
torzu	[tòr-zù]	arise,
o ádriax	[ò ád-rè-âks]	the lower hevens
o ró cha	[ò rò kâ]	under neath you,
abóâpri.	[â-bò-âp-rè]	Let them serve you:
Tabâôri	[tâ-bâ-ò-rè]	Govern

priáz	[prè-âz]	those
ar ta bas.	[âr-tâ-bâs]	that govern:
A dr'pan	[â drê pâñ]	Cast down
cor sta	[kòrs-tâ]	such as
do bix.	[dò bèks]	fall:
Yol cam	[yòl kâm]	Bring forth
pri á zi	[prè â zè]	with those
ar coa zior.	[âr kò-â zè-òr]	that encrease:
Od	[òd]	And
quasb	[kwâ-sâb]	destroy
q ting.	[kwâ tèn-j]	the rotten:
Ripír	[rè-pèr]	No place
pa a oxt	[pâ â òks-èt]	let it remain
sa gá cor.	[sâ gâ kòr]	in one number:
Vm l	[vùm-l]	Ad
od	[òd]	and
prd zar	[pèrd zâr]	Diminish
ca cr'g	[ká kùr-j]	until
Aoivéâe	[â-ò-èv-è-â-è]	the stars
cormpt.	[kòr-m-pèt]	be numbered:
TORZU	[tòr-zù]	ARRISE,
ZACAR	[zâ-kâr]	MOVE,
od	[òd]	and
ZAMRAN	[zâm-rân]	APPERE
aspt	[âs-pèt]	before
sibsi	[sèb-sè]	the Covenant
butmóna	[bùt-mò-nâ]	of has mowth,
ds	[dâs]	which
surzas	[sùr-zâs]	he hath sworne
tia	[tè-â]	unto us
baltan:	[bâl-tân]	in his Justice:
Odo	[ò-dò]	OPEN
cicle	[kè-klè]	the Mysteries
Q áa:	[kwâ â]	of your Creation:
od	[òd]	And
ozazma	[ò-zâz-mâ]	Make us
pla pli	[plâ plè]	partakers
Jad nâ mad	[yâd nâ mâd]	of undefiled knowledge.

The Names of the Thirty Ayres

Lil	[lèl]	Call 19, Ayre 1
Arn	[âr-n]	Call 20, Ayre 2
Zom	[zòm]	Call 21, Ayre 3
Paz	[pâz]	Call 22, Ayre 4
Lit	[lèt]	Call 23, Ayre 5
Maz	[mâz]	Call 24, Ayre 6
Deo	[dè-ò]	Call 25, Ayre 7
Zid	[zèd]	Call 26, Ayre 8
Zip	[zèp]	Call 27, Ayre 9
Zax	[zâks]	Call 28, Ayre 10
Ich	[èk]	Call 29, Ayre 11
Loe	[lò-ê]	Call 30, Ayre 12
Zim	[zèm]	Call 31, Ayre 13
Uta	[ù-tâ]	Call 32, Ayre 14
Oxo	[òks-ò]	Call 33, Ayre 15
Lea	[lê-â]	Call 34, Ayre 16
Tan	[tân]	Call 35, Ayre 17
Zen	[zèn]	Call 36, Ayre 18
Pop	[pòp]	Call 37, Ayre 19
Chr	[kêr]	Call 38, Ayre 20
Asp	[âsp]	Call 39, Ayre 21
Lin	[lèn]	Call 40, Ayre 22
Tor	[tòr]	Call 41, Ayre 23
Nia	[nè-â]	Call 42, Ayre 24
Uti	[ù-tè]	Call 43, Ayre 25
Des	[dès]	Call 44, Ayre 26
Zaa	[zâ-â]	Call 45, Ayre 27
Bag	[bâg]	Call 46, Ayre 28
Rii	[rè-è]	Call 47, Ayre 29
Tex	[têks]	Call 48, Ayre 30

APPENDIX II



Magical Correspondences

The Sigils of the Averse Forces follow immediately after their Name in each Hierarchy. This inclusion is designed to facilitate Magical Evocation.

Elemental Correspondences

Earth

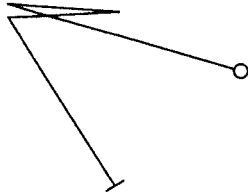
Element	ארץ	[ê-rêts]
Divine Name	ארני הארץ	[â-dò-nì hà-â-rêts]
Cardinal Point	צפון	[tsâ-fòn]
Archangel	אוריאל	[ù-rè-êl]
Angel	פורלאך	[pòr-lâk]
Ruler	כרוב	[kê-rùv]
King	Ghob	[gòb]
Elementals	Gnomes	[nòmz]
Demon	מהואל	[mâ-hâz-â-êl] ¹



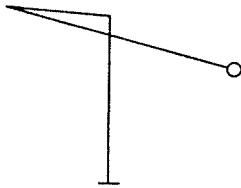
¹ The names of the Elemental Demons derive from Henry Cornelius Agrippa of Nettesheim (1486?-1535 AD), *Three Books of Occult Philosophy*, trans. James Freake, ed. Donald Tyson (St. Paul: Llewellyn, 1993), p. 259 and p. 533.

Air

Element	רוח	[rû-âk]
Divine Name	שדי אל חי	[shâ-di êl kî]
Cardinal Point	מזרח	[mèz-râk]
Archangel	רפאל	[rê-fâ-êl]
Angel	חשן	[kâ-sân]
Ruler	אריאל	[â-rè-êl]
King	Paralda	[pâ-râl-dâ]
Elementals	Sylphs	[sîlfs]
Demon	עזאזל	[âz-âz-êl]

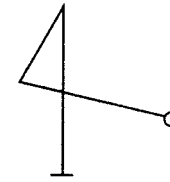
**Water**

Element	מים	[mâ-yèm]
Divine Name	אלהים צבאות	[ê-lò-hèm tsêv-â-òt]
Cardinal Point	מערב	[mâ-â-râv]
Archangel	גבריאל	[gâv-rè-êl]
Angel	טליהד	[tâ-li-â-hâd]
Ruler	תרשים	[târ-sès]
Queen	Nichsa	[nîk-sâ]
Elementals	Undines	[ûn-dèns]
Demon	עזאזל	[âz-â-êl]

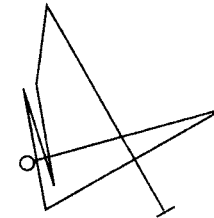
**Fire**

Element	אש	[êsh]
Divine Name	יהוה צבאות	[yòd-hê-vâv-hê tsêv-â-òt]

Cardinal Point	דרום	[dâ-ròm]
Archangel	מיקאל	[mè-kâ-êl]
Angel	אראל	[â-râ-êl]
Ruler	שרף	[sâr-âf]
King	Djin	[jèn]
Elementals	Salamanders	[sâ-lâ-mân-dêrs]
Demon	סקמאל	[sâm-â-êl]

**Zodiacal Correspondences****Aries**

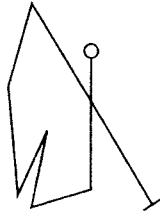
Divine Name	יהוה	[yòd-hê-vâv-hê]
Archangel	מלכידאל	[mâl-kè-dâ-êl]
Angel	שרהיאל	[sâr-râ-hè-êl]
Sphere	טלה	[tâ-lê]
Angel, House 1	איאל	[â-yêl]
Qlippoth	בערירון	[bê-èr-è-ròn] ²



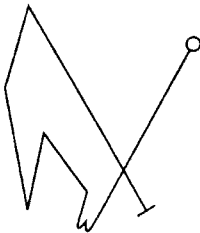
²The Names of the Zodiacal Qlippoth figure in "The Qlippoth of the Qabaiah," S.L. MacGregor Mathers and J.W. Brodie Innes, *The Sorcerer and his Apprentice*, ed. R.A. Gilbert (Wellingborough: Aquarian, 1983), pp. 25-27. Unfortunately, R.A. Gilbert does not include the Hebrew spellings of these names, and the version of the same paper by Mathers located at the Humanities Department of the University of Texas at Austin contains numerous scribal errors in Hebrew spelling. These names apparently originate in Appendages to the Zohar that remain untranslated into English. The spellings used in the present work are those given by Crowley in 777, col. VIII., p. 2. Further research remains needed in this area.

Taurus

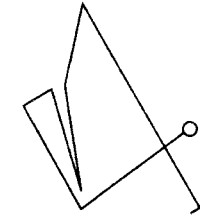
Divine Name	יהוה	[yòd-hê-hê-vâv]
Archangel	אסמודאל	[âs-mòd-êl]
Angel	ארזאל	[â-râ-zè-êl]
Sphere	שור	[shòr]
Angel, House 2	טואל	[tù-âl]
Qlippoth	אדימרון	[âd-è-mè-ròn]

**Gemini**

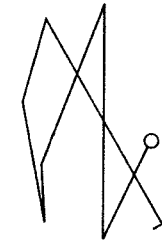
Divine Name	יהוה	[yòd-vâv-hê-hê]
Archangel	אמבראל	[âm-brè-êl]
Angel	סראאל	[sâr-i-êl]
Sphere	תאומים	[tê-òm-èm]
Angel, House 3	גאל	[gè-êl]
Qlippoth	צלדמרון	[tsê-lèl-dâm-è-ròn]

**Cancer**

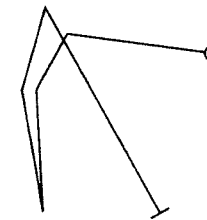
Divine Name	יהוה	[hê-vâv-hê-yòd]
Archangel	מוראל	[mù-rè-êl]
Angel	פכאל	[pâ-kè-êl]
Sphere	סרפן	[sâr-tân]
Angel, House 4	כאל	[kâ-êl]
Qlippoth	שיחררון	[shè-kè-rè-ròn]

**Leo**

Divine Name	הויה	[hê-vâv-yòd-hê]
Archangel	ורכאל	[vêr-kè-êl]
Angel	שרטאל	[sê-râ-tè-êl]
Sphere	אריה	[âr-yê]
Angel, House 5	עואל	[ò-êl]
Qlippoth	שלהבירון	[shâl-hêv-è-ròn]

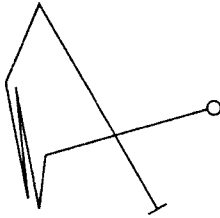
**Virgo**

Divine Name	ההיו	[hê-hê-yòd-vâv]
Archangel	המלאאל	[hâ-mâ-lè-êl]
Angel	שלחאל	[shâl-tè-êl]
Sphere	בתולה	[bê-tù-lâ]
Angel, House 6	ויאל	[vò-yêl]
Qlippoth	צפרירון	[tsâ-fêr-è-ròn]

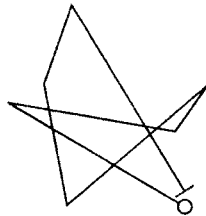


Libra

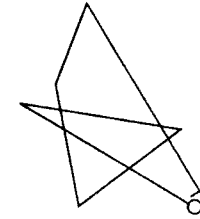
Divine Name	והיה	[vâv-hê-yòd-hê]
Archangel	זוריאל	[zû-rè-êl]
Angel	חדקאל	[kâ-dâ-kè-êl]
Sphere	מאזנים	[mòz-nì-èm]
Angel, House 7	יהאל	[yâ-êl]
Qlippoth	עביררון	[âv-è-rè-ròn]

**Scorpio**

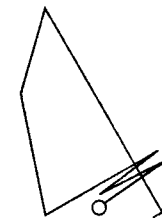
Divine Name	והיה	[vâv-hê-hê-yòd]
Archangel	ברכאל	[bâr-kè-êl]
Angel	סאיציאל	[sâ-èts-è-êl]
Sphere	עקרוב	[âk-râv]
Angel, House 8	סוסול	[sò-sòl]
Qlippoth	נחשתירון	[nê-kòsh-tè-ròn]

**Sagittarius**

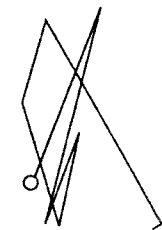
Divine Name	ויהיה	[vâv-yòd-hê-hê]
Archangel	אדוכאל	[âd-vâ-kè-êl]
Angel	סרישאל	[sâ-rè-tè-êl]
Sphere	קשת	[kê-shêt]
Angel, House 9	סזיעסאל	[sè-zâ-yâ-sél]
Qlippoth	נחשירון	[nâ-kâsh-è-ròn]

**Capricorn**

Divine Name	היהו	[hê-yòd-hê-vâv]
Archangel	הנאל	[hâ-nâ-êl]
Angel	סמקאל	[sê-mâ-kè-êl]
Sphere	גדי	[gê-dè]
Angel, House 10	כשויעיה	[kâ-sù-yò-yâ]
Qlippoth	דגדגירון	[dâg-dâg-è-ròn]

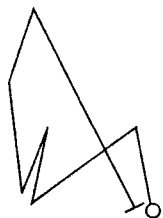
**Aquarius**

Divine Name	היהו	[hê-yòd-vâv-hê]
Archangel	כאמבראל	[kâm-brè-êl]
Angel	צכמקאל	[tsâk-mâk-è-êl]
Sphere	דלי	[dê-lè]
Angel, House 11	אוסואל	[ù-sù-êl]
Qlippoth	בהימירון	[bê-hèm-è-ròn]

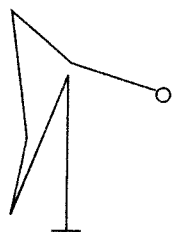


Pisces

Divine Name	ההוי	[hê-hê-vâv-yòd]
Archangel	אמניציאל	[âm-nêts-è-él]
Angel	וכביאל	[vé-kâv-è-él]
Sphere	דגים	[dâg-èm]
Angel, House 12	פשיאל	[pâ-sè-él]
Qlippoth	נשימרון	[nâ-shèm-è-ròn]

**Sephirothic and Planetary Correspondences****Kether**

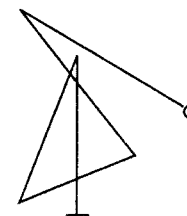
Sephirah	כתר	[kê-têr]
Divine Name	אהיה	[ê-hê-yê]
Archangel	מטטרון	[mê-tât-ròn]
Angel	חיות הקדש	[kî-òt hà-kò-dêsh]
Palace	ראשית הגלגלים	[rê-shèt hà-gâl-gâl-èm]
Qlippoth	תאומיאל	[tê-òm-è-êl] ³



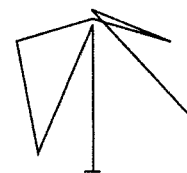
³The Sephirothic Qlippoth may be found in *The Kabbalah Unveiled* (from the Latin 'Kabbalah Denudata'), trans. S.L. MacGregor Mathers [1887] (York Beach: Weiser, 1968), p. 121. Further research regarding earlier sources of this Hierarchy remains indicated.

Chokmah

Sephirah	חכמה	[kòk-mâ]
Divine Name	יה	[yâh]
Archangel	רויאל	[râ-zè-él]
Angel	אופנים	[ò-fâ-nèm]
Palace	מזלות	[mâ-zâ-lòt]
Qlippoth	עוניאל	[òg-è-êl]

**Binah**

Sephirah	בינה	[bè-nâ]
Divine Name	יהוה אלקים	[yòd-hê-vâv-hê ê-lò-hèm]
Archangel	צפקיאל	[tsâf-kè-êl]
Angel	אראלים	[âr-êl-èm]
Qlippoth	סאחאריאל	[sâ-tâ-rè-êl]

**Saturn**

Palace	שבתאי	[shâ-bê-ti]
Intelligence	אניאל	[âg-è-êl]
Spirit	זאול	[zâz-êl] ⁴

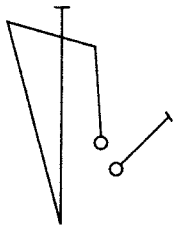


⁴The Kameothic Spirits (Demons) of the Planets derive from in Agrippa, *Three Books of Occult Philosophy*, pp. 318-328.

Chesed

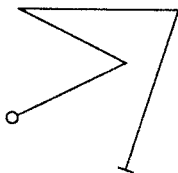
Sephirah
Divine Name
Archangel
Angel
Qlippoth

חסד	[kê-sêd]
אל	[êl]
צדקיאל	[tsâd-kè-êl]
קשמלים	[kâsh-mâl-èm]
גע שכוּלה	[gâ shê-kû-lâ]

**Jupiter**

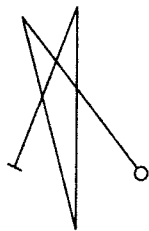
Palace
Intelligence
Spirit

צדק	[tsê-dék]
יהפיאל	[yò-fè-êl]
הסמאל	[hès-mâ-êl]

**Gevurah**

Sephirah
Divine Name
Archangel
Angel
Qlippoth

גבורה	[gê-vù-râ]
אלהים גבור	[ê-lò-hèm gè-bòr]
כמאל	[kâ-mâ-êl]
שרפים	[sê-râf-èm]
גולהב	[gò-lò-hâv]

**Mars**

Palace
Intelligence
Spirit

מאדים	[mâ-â-dèm]
גראפיאל	[grâf-è-êl]
ברצבאל	[bâr-tsêb-êl]

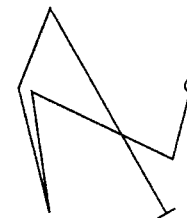
**Tiphareth**

Sephirah
Divine Name

הפארת	[têf-ê-rêt]
יהוה אלזה ודעת	[yòd-hê-vâv-hê ê-lò-hâ vê-dâ-ât]

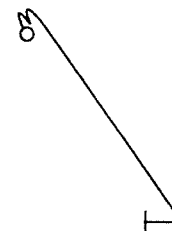
Archangel
Angel
Qlippoth

רפאל	[rê-fâ-êl]
מלכים	[mê-lâ-kèm]
תגרירון	[tâ-gè-rè-ròn]

**Sun**

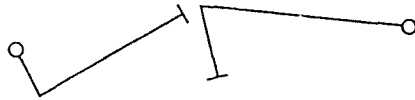
Palace
Intelligence
Spirit

שמש	[shê-mêsh]
נכיאל	[nâ-kè-êl]
סורת	[sò-rât]

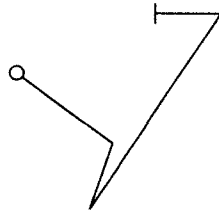


Netzach

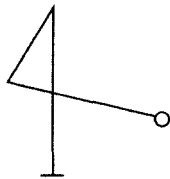
Sephirah	נְצַח	[nêt-sâk]
Divine Name	יהוה צבאות	[yòd-hê-vâv-hê tsêv-â-òt]
Archangel	האניאל	[hâ-nè-êl]
Angel	אלהים	[ê-lò-hèm]
Qlippoth	ערב זרק	[ò-rêv zâr-âk]

**Venus**

Palace	נגה	[nò-gâh]
Intelligence	הניאל	[hâg-è-êl]
Spirit	קדמאל	[kê-dêm-êl]

**Hod**

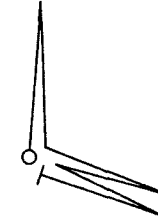
Sephirah	הוד	[hòd]
Divine Name	אלהים צבאות	[ê-lò-hèm tsêv-â-òt]
Archangel	מיקאל	[mè-kâ-êl]
Angel	בני אלהים	[bè-nà ê-lò-hèm]
Qlippoth	סמאל	[sâ-mâ-êl]

**Mercury**

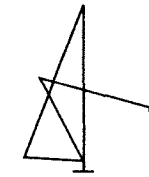
Palace	כוכב	[kò-kâv]
--------	------	----------

Intelligence
Spirit

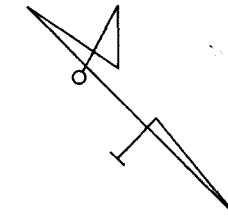
טיראל
תפחרתח [tè-rè-êl]
[tâf-târ-târ-ât]

**Yesod**

Sephirah	יסוד	[yê-sòd]
Divine Name	שדי אל חי	[shâ-di êl kî]
Archangel	גבריאל	[gâv-rè-êl]
Angel	כרבים	[kê-rùv-èm]
Qlippoth	גמליאל	[gâm-lè-êl]

**Moon**

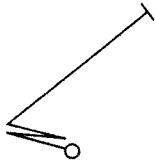
Palace	לבנה	[lê-vâ-nâ]
Intelligence	מלכא בחרשיתים עד ברוח שחקים	[mâl-kâ bê-târ-shè-tèm âd bê-rù-ak shê-kâ- kèm]
Spirit	חשמודאי	[âsh-mê-di] ⁵



⁵This is in reality the Cabalistic demon Ashmedai or Asmodeos, whose name has been altered by notariqon. See Louis Ginzberg, *Legends of the Jews* [1909], tr. Henrietta Szold (Philadelphia: The Jewish Publication Society of America, 1937) for numerous references to this demon. The Sigil contained in the present work has been redrawn from the Kamea, and differs from those given by Agrippa and Barrett in that the ψ and σ are lettered separately.

Malkuth

Sephirah	מלכות	[mâl-kût]
Divine Name	אדני הארץ	[â-dò-nì há-â-rêts]
Archangel	סנדלפון	[sân-dâl-fòn]
Angel	אשים	[èsh-èm]
Palace	עולם יסודות	[ò-lâm yê-sò-dòt]
Qlippoth	לילית	[lè-lèt]



APPENDIX III

The Twelve Banners of יהוה

by William Heidrick

The name יהוה is composed of three different letters, two of which are repeated.¹ It is possible to rearrange the letters of יהוה into twelve different orders or permutations. These may then be associated with other groups of twelve things: the signs of the Zodiac, the Tribes of Israel, the categories of Aristotle, and so forth. For this example, the Twelve Banners of יהוה are linked to the signs of the Zodiac, and the results are examined in the light of one of the "traditional" sets of correspondences to יהוה. The order of the Banners or permutations of יהוה is important. The method is to start with the usual form of the name and then to get a second form by switching the last two letters about. The third banner is obtained from the second by switching the fourth and second letters. The fourth is obtained from the third by switching the last and first letters. The fifth is obtained from the fourth by switching the last two letters about. The rest are obtained by a repetition of the same series of operations. The twelfth banner automatically is changed by this process into the first, and the whole thing repeats in a regular cycle of such permutations. This is also the nature of the annual cycle of the twelve signs of the Zodiac.

Υ	יהוה	▽△▽△	Fire on Water, Air on Earth
♋	יההו	△▽▽△	Fire on Water, Earth on Air
♊	יהה	▽▽△△	Fire on Air, Earth on Water
♌	הוהי	△▽△▽	Water on Air, Earth on Fire
♍	הויה	▽△△▽	Water on Air, Fire on Earth
♎	ההיו	△△▽▽	Water on Earth, Fire on Air
♏	והיה	▽△△△	Air on Earth, Fire on Water
♐	וההי	△▽▽△	Air on Earth, Water on Fire

¹ Each of the letters of the name יהוה have numerous attributions. Since the letter ה appears twice in the name יהוה, it is common practice in the Western Esoteric Tradition to distinguish between the two letter by writing the final one as ה. Among the numerous things attributed to each of these four letters are the four Elements. The י corresponds to Fire, ה to Water, ו to Air, ה and to Earth. This attribution has been utilized elsewhere, for example, to analyze the squares of the Enochian Elemental Tablets. In the present discussion, it is employed to analyze the correspondence between the permutations of the name יהוה (also called the Twelve Banners of יהוה) and the fashion in which the Signs of the Zodiac embody the Forces of the Elements (Ed.).

♈	ויהה	▽▽△△	Air on Fire, Water on Earth
♉	היהו	△▽△▽	Earth on Fire, Water on Air
♊	היוה	▽△△▽	Earth on Fire, Air on Water
♋	ההוי	△△▽▽	Earth on Water, Air on Fire

♎ Harmony of the active Elements (Fire and Air) on the passives (Water and Earth). Fire leads in this, the first of the Fire Signs of the Zodiac.

♏ Still harmonious in combination, but now the Earth is raised above the Air as by the churning of the ground by the Taurian Bull in the first Earth sign.

♐ The active Elements are isolated from the passives. Air is advanced in this first Air sign.

♑ The active and passive Elements are mixed, but Water leads in this first Water sign.

♒ Again the actives and the passives are mixed, but this time Fire scorches Earth in this second Fire sign.

♓ The active and passive Elements are isolated. Earth advances in this second Earth sign.

♈ Here the mixture of the active and the passive Elements is harmonious. The two pairs of Aries are reversed, and Air advances in this second Air sign. The harmony of the beginning returns, produced by this shift.²

♉ The actives and the passives are mixed to counterbalance ♏,³ but now Water advances in this second Water sign.

♊ The active and the passive Elements are separated, and Fire advances in this third Fire sign.

♋ Earth leads, and the actives are mixed with the passives in this third Earth sign.

♌ The active and passive Elements are mixed, and Air advances in this third Air sign.

♍ The actives and the passives are separated, and Water advances in this final Water sign.

² Note that Libra lies opposite Aries on the wheel of the Zodiac (Ed.).

³ Note that Scorpio lies opposite Taurus on the zodiacal Wheel (Ed.).

Cardinal Quadruplicity:⁴ ♎, ♏, ♐ & ♑. In each case, the active and passive Elements are mixed. The order is the same in each, but the starting point is different.

♎	יהוה
♏	ההוי
♐	והיה
♑	היוה

Fixed Quadruplicity: ♒, ♓, ♈ & ♉. In each case, the actives are mixed with the passives, but the order is different from that of the Cardinal Signs.

♒	יההו
♓	הויה
♈	וההי
♉	היוה

Mutable Quadruplicity: ♊, ♋, ♌ & ♍. In each case, the active Elements are separated from the passives, and a different order is seen in each.

♊	וההי
♋	ההוי
♌	ויהה
♍	ההוי

The Fire Triplexity: ♎, ♏ & ♈. The elements of Fire (ו), Water (ה) and Air (י) cycle, but Earth (ה) does not.

♎	יהוה
♏	הויה
♈	ויהה

The Earth Triplexity: ♒, ♓ & ♑. Air (י) is fixed and the other elements cycle.

♒	יההו
♓	ההוי
♑	היוה

The Air Triplexity: ♊, ♋ & ♌. Water (ה) is fixed and the other elements cycle.

⁴ Note that if the banners of יהוה be read as vertical columns in each group of Quadruplicities, the name יהוה will be spelled out in the first of the four columns (from the right) and the remaining columns will cycle through the letters of יהוה in that same order.

II	יוהה
♃	והיה
♁	היוה

The Water Triplicity: ♉, ♊, & ♋. Fire (♋) is fixed and the other elements cycle.

♉	הוהי
♊	וההי
♋	ההוי

APPENDIX IV



The Book of the Concourse of the Planetary and Zodiacal Forces

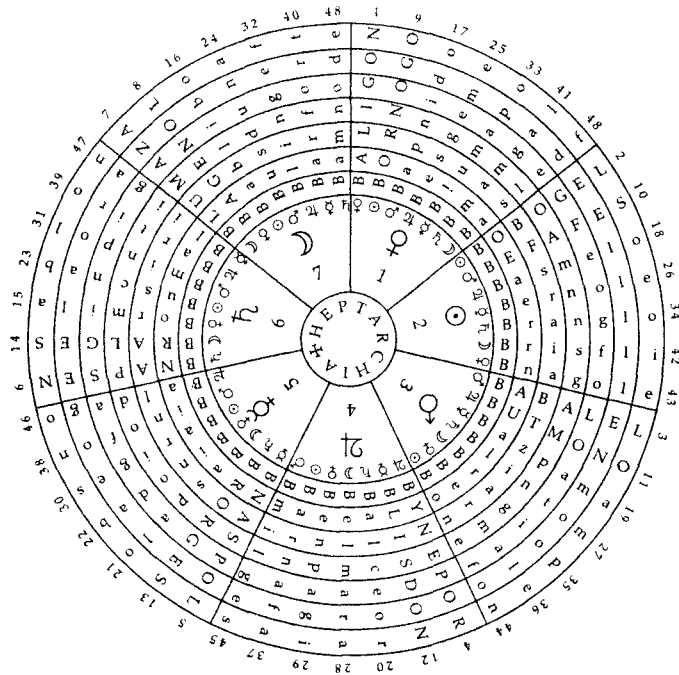
The Book of the Concourse of Planetary Forces

Israel Regardie and other authorities have noted the potential for further integration of Enochian material into Rosicrucian Magic, particularly in the arenas of Planetary and Zodiacal Magic. Regarding Planetary Magic, numerous aspects of the Heptarchical system outlined by John Dee in Sloane MSS 3188 and 3191 have appeared particularly promising.

Previous efforts to integrate this material met with but limited success due to divergent systems of ordering the Planets. In the Table of the Forty-nine Good Angels,¹ Dee arranges the Planets in the following Order: Venus, Sun, Mars, Jupiter, Mercury, Saturn, and Moon, unto each one of which corresponds the Names of a King, a Prince, and five other Angels. In the following adaptation of Dee's illustration, numbers added around the outer circumference show the attribution of the forty-nine Enochian Calls to the Planetary and Subplanetary Forces. An analysis of this attribution follows later in this examination.

¹ Illustrated in *Sloane MS 3191* [1585?], Dr. John Dee (London: The British Library).

The Table of the Forty-nine Good Angels



Apparently, Dee's Planetary ordering diverges from any arrangement employed by the R. R. et A. C. A careful examination of Sloane MS. 3191, however, reveals a solution to this problem. Luckily, when presenting the forty-two Ministers that serve each King and his Prince, Dee includes the Sigil of an Angel at the top of each manuscript folio.² The Names of these Angels derive from the Sigillum Dei Aemeth. The Names of the Kings derive from the Table of the Forty-nine Good Angels, which associates a Planet with each King.

By applying the Planetary correspondence of each King to the Sigillum Dei Aemeth by way of the Sigils and Angels from the manuscript folios, a different planetary ordering becomes apparent, occulted in the Sigillum Dei Aemeth. When orienting the Sigillum Dei Aemeth with the top facing toward the West, this arrangement exactly corresponds to the planetary order in the Vault of the Adepti: Venus, Moon, Saturn,

² For a transcription of these MS folios, see John Dee, *The Enochian Evocation of Dr. John Dee*, ed. and trans. Geoffrey James (Gillette: Heptangle, 1984), pp. 44-52.

Jupiter, Mars, Sun, and Mercury. This previously hidden correspondence between the planetary arrangement implicit in the Sigillum Dei Aemeth and the walls of the Vault of the Adepti thus provides the key that enables an effective integration of the two systems. The color illustration of the Sigillum Dei Aemeth included in this book depicts this correspondence through the Planetary colors on the Hexagram and the inner Heptagon.

Through the clear link between the Heptarchical Kings attributed to each Planet and seven Angels of the Sigillum Dei Aemeth, the Sigillum represents a Tablet of Union for Planetary Forces. The Sigillum thus serves an identical function in Planetary Magic as does the Tablet of Union in Elemental Magic. Furthermore, the Seals around the circumference of the Sigillum and the Names connected with them (i.e., Galas, Gethog, Horlwn, Aaoth, Galethog, Innon, and Thaaoth) likewise correspond with the Planets. These Seals and Names thus serve as a connecting link between the Sigillum Dei Aemeth and the individual Planetary Tablets.

Each Planetary Tablet consists of a Seal derived from the circumference of the Sigillum Dei Aemeth, the Name of the corresponding Heptarchical King in the first Row, and the forty-two letters that comprise the forty-two Ministers of this King below. Thus every Tablet contains seven Rows of seven letters, which together yield forty-nine Squares.

The letters comprising the forty-two Ministers of each Heptarchical King originate by permutation from the Table of the Forty-nine Good Angels. The enterprising student can easily work this out for him or herself by comparing each group of forty-two Ministers with the Table of Forty-nine Good Angels and discovering the patterns through which each group of letters derives. Such a study, however, clearly reveals a number of transcription errors made by Dee in Sloane MS 3191. The Planetary Tablets in this book include corrections of these errors with the noteworthy exception of the Saturn Tablet. The permutation method through which this group of letters originates remains undiscovered. Any apparent pattern would require the significant change of at least eleven of the forty-two letters. Therefore, the letters that appear on the Saturn Tablet in this book match exactly those given by Dee in Sloane MS 3191. This is the most satisfactory arrangement until additional research reveals a better solution for the Saturn Tablet.

On each Planetary Tablet, a Traditional Planet rules each Row and Column. The Planet of the Tablet governs the first Row and Column of

each Tablet. The remaining Planets rule remaining Rows and Columns from left to right and from top to bottom in the order that the Planets appear in the walls of the Vault of the Adepti. According to the King's Scale color attributed to each Planet, this order precisely matches the progression of the colors of the visible spectrum.

The King's Scale Color of the Planet that rules the Row determines the color of Squares within each Row. The King's Scale Color of the Planet governing the Column likewise determines the color of Letters inside the Squares within each Column. Thus each of the forty-nine Squares of any Planetary Tablet embodies a uniquely different interplay of Planetary and Subplanetary Forces. The Magician may thus determine the interplay of Forces within each Square at a glance according to color.

The following analogy clarifies the relationship between the Table of the Forty-nine Good Angels and the individual Planetary Tablets. Imagine that each Planetary Tablet is an independent country. The Table of Forty-nine Good Angels then represents the combined Foreign Ministries as well as Embassies of each of the Seven countries. The King, as head of State in both foreign and domestic affairs, stands first in his section on the Table of the Forty-nine Good Angels as well as on his Planetary Tablet. The Prince is like a Foreign Minister. Although second only to the King in influence at home, the Prince lives out of the country in one of the six Embassies. The Name of the Prince of each country lies not in the same section as his King on the Table of the Forty-nine Good Angels but in the section immediately preceding it and following the Name of the King in that section. By analogy, this section is the foreign country where the Prince lives and works in the Embassy.

The remaining five Ambassadors live in the remaining five countries of their Embassies. The Names of these Ambassadors lie on the Table of Forty-nine Good Angels, therefore, in the remaining five sections of the Table where they respectively occupy in the third, fourth, fifth, sixth, and seventh positions. In the preceding illustration of the Table of the Forty-Nine Good Angels, a small Planetary Glyph immediately preceding each Name indicates the "country of origin" of each of these Entities.

The Entities depicted on the Table of the Forty-nine Good Angels are Archangelic Forces as related to the Planetary Tablets. The Prince and the five Ambassadors, to continue the analogy, occasionally come home from their Embassies abroad. At home they each have a particular area of influence as well. The King and the Prince together govern

the Tablet as a whole. Additionally, since each Row of the Tablet represents a Subplanetary Force, the King governs the first Row of the Tablet as well, which bears the Letters of his Name. The Prince and the Ambassadors each governs one of the remaining Rows of the Tablet. Sympathies of the Subplanetary Forces determine these areas of influence. For example, Bormila, the Ambassador of Venus depicted on the Table of Forty-nine Good Angels in the Saturn section, rules the Row of the Venus Tablet bearing the letters LBBNAAU. Saturn governs this Row, which represents the Subplanetary Force, Saturn of Venus. The Entities of the Table of the Forty-nine Good Angels govern of the remaining Subplanetary Rows of the Planetary Tablets in the same fashion. The Table below resumes and illustrates this relationship.

Besides these Archangels, an Angel governs each Subplanetary Row of the Planetary Tablets as well. The Names of these Angels are identical with the Names depicted on the individual Rows of the Tablets beginning with the first letter of each line. In the rows bearing the Names of the Heptarchical Kings, the King represents the Angelic as well as the Archangelic Force. Furthermore, an Angel governs each Square of the Planetary Tablets. The Names of these Angels begin with the letter of the Square, continue to the right to the end of the Row, then finish from the beginning of the Row toward the right again, including every letter of the line in the Name. This is identical with the derivation of the Names of the Angels ruling the Servient Squares of the Elemental Tablets. In invoking the Angel of any specific Square of any Planetary Tablet, begin first the Greater Invoking Ritual of the Hexagram for the Planet ruling the Tablet. Next invoke the Archangel and the Angel that govern the Row before invoking the Angel ruling the specific Square.

The forty-nine Enochian Calls correspond to the Planets, as well as to the forty-nine Subplanetary Rows of the combined seven Planetary Tablets, according to the arrangement of the Planets given by John Dee in the circular Table of the Forty-nine Good Angels. Calls one through seven correspond with the seven Kings in a clockwise fashion beginning with the Venus section. Calls eight through fourteen likewise correspond with the Princes beginning with the Venusian Prince located in the preceding, Lunar section of the Table. The remaining Calls likewise correspond with the Ambassadors.

The Angels communicating with John Dee withheld the First Enochian Call, stating that it appertained only to God and could not be revealed. Dee nonetheless numbers the first Call given by the Angels as the First, resulting in a system of forty-eight rather than forty-nine

Calls. The final Call therefore appears twice Subplanetarily, to compensate for this fact. To fully grasp the planetary attribution of the Enochian Calls, the student should carefully observe the numerical order of the Calls given around the outer circumference of the Table of Forty-nine Good Angels, illustrated at the beginning of this appendix.

The First Call additionally rules the Sigillum Dei Aemeth (the Planetary Tablet of Union) as a whole, the Names included in the section of the Sigillum Dei Aemeth attributed unto Venus, and the Sigil of Galas. This Sigil appears on the circumference of the Sigillum Dei Aemeth in the Venus section as well as on the Seal of the Venus Tablet. Calls two through seven moreover rule to the remaining Planetary sections, Sigils, and Names depicted on the Sigillum according to the aforementioned Planetary attributions. When invoking the Name of any Entity from the Sigillum Dei Aemeth, first vibrate the First Call followed by the Call that governs the Planetary section of the Sigillum containing the Name.

When invoking any Planetary Tablet or any Subplanetary Row of any Tablet, first vibrate the Call ruling the Planetary Tablet. To invoke any Subplanetary Row of any Planetary Tablet, next vibrate the Call that rules the Subplanetary Row. The following Table resumes the above correspondences as related to the seven Planetary Tablets and their forty-nine Subplanetary Rows.

Sub-planetary Line of Planetary Tablet	Enochian Call Governing Line	Enochian Archangel Governing Line	Embassy Where Archangel Resides	Enochian Angel Governing Line
♀ Tablet				
♀ of ♀	1	Baligon	♀ of ♀	Baligon
♃ of ♀	8	Bagenol	♀ of ♃	Aoaynrl
♆ of ♀	15	Bormila	♀ of ♆	Lbbnaau
♁ of ♀	29	Benpagi	♀ of ♁	Ioaespm
♂ of ♀	36	Bermale	♀ of ♂	Gglppsa
☉ of ♀	43	Bnagole	♀ of ☉	Oeeooez
♃ of ♀	22	Binodab	♀ of ♃	Nllrlna

Sub-planetary Line of Planetary Tablet	Enochian Call Governing Line	Enochian Archangel Governing Line	Embassy Where Archangel Resides	Enochian Angel Governing Line
♃ Tablet				
♃ of ♃	7	Blumaza	♃ of ♃	Blumaza
♆ of ♃	14	Bralges	♃ of ♆	Oesngle
♁ of ♃	28	Belmara	♃ of ♁	Auzniln
♂ of ♃	35	Bragiop	♃ of ♂	Yllmafs
☉ of ♃	42	Brisfli	♃ of ☉	Nrsogoo
♃ of ♃	21	Baspalo	♃ of ♃	Nrrcprn
♀ of ♃	48	Basledf	♃ of ♀	Labdgre
♆ Tablet				
♆ of ♆	6	Bnapsen	♆ of ♆	Bnapsen
♁ of ♆	20	Balceor	♆ of ♁	Banssze
♂ of ♆	27	Blintom	♆ of ♂	Byapare
☉ of ♆	34	Branglo	♆ of ☉	Bnamgen
♃ of ♆	13	Brorges	♆ of ♃	Bnuages
♀ of ♆	41	Bmamgal	♆ of ♀	Blbopoo
♃ of ♆	48	Bamnode	♆ of ♃	Babepen
♁ Tablet				
♁ of ♁	4	Bynepor	♁ of ♁	Bynepor
♂ of ♁	11	Butmono	♁ of ♂	Bbarnfl
☉ of ♁	18	Basmelo	♁ of ☉	Bbaigao
♃ of ♁	46	Baldago	♁ of ♃	Bbalpae
♀ of ♁	25	Besgeme	♁ of ♀	Bbanifg
♃ of ♁	32	Blingef	♁ of ♃	Bbosnia
♆ of ♁	39	Bartiro	♁ of ♆	Bbasnod

Sub-planetary Line of Planetary Tablet	Enochian Call Governing Line	Enochian Archangel Governing Line	Embassy Where Archangel Resides	Enochian Angel Governing Line
--	------------------------------	-----------------------------------	---------------------------------	-------------------------------

♂ Tablet

♂ of ♂	3	Babalel	♂ of ♂	Babalel
☉ of ♂	10	Befafes	♂ of ☉	Eilomfo
♃ of ♂	38	Binofon	♂ of ♃	Neotpta
♀ of ♂	17	Bapnido	♂ of ♀	Sagaciy
♄ of ♂	24	Busduna	♂ of ♄	Onedpon
♁ of ♂	31	Bminpol	♂ of ♁	Noonman
♆ of ♂	45	Bmilges	♂ of ♆	Eteulgl

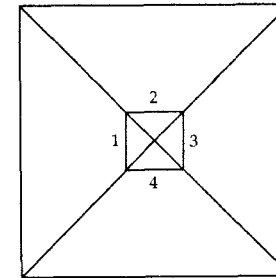
☉ Tablet

☉ of ☉	2	Bobogel	☉ of ☉	Bobogel
♃ of ☉	30	Bariges	☉ of ♃	Leenarb
♀ of ☉	9	Bomogo	☉ of ♀	Lnanaeb
♄ of ☉	16	Bablibo	☉ of ♄	Roemnab
♁ of ☉	23	Buscnab	☉ of ♁	Leaorib
♆ of ☉	37	Barnafa	☉ of ♆	Neiciab
♂ of ☉	44	Bonefon	☉ of ♂	Aoidiab

♃ Tablet

♃ of ♃	5	Bnaspol	♃ of ♃	Bnaspol
♀ of ♃	33	Blamapo	♃ of ♀	Elgnseb
♄ of ♃	40	Barfort	♃ of ♄	Nlinzub
♁ of ♃	47	Bliigan	♃ of ♁	Sfamllb
♆ of ♃	12	Blisdon	♃ of ♆	Oogosrb
♂ of ♃	19	Bazpama	♃ of ♂	Nrprrb
☉ of ♃	26	Bernole	♃ of ☉	Ergdbab

To Skry³ to the Plane of any Square of any Planetary Tablet, first prepare a Truncated Pyramid for the Square colored according to the following rules and constructed according to the principles set forth in "The Book of the Concourse of the Forces."⁴ Use the King's Scale for all colors. Although the same rules apply to each of the seven Planetary Tablets, each Tablet nonetheless yields a uniquely different set of correspondences.



Fill in side one in with the King's Scale color of the Planet ruling the Tablet. Fill in side two with the color of the Planet governing the Column containing the Square. Fill in side three with the color of the Planet ruling the Zodiacal Sign or Decan⁵ corresponding to the Square, as explained below. Fill in side four with the color of the Planet governing the Row containing the Square.

The following illustrations show the correspondences of the Zodiacal Signs and Decans with the Squares of the each Planetary Tablet. These correspondences arise on each Tablet according to the following rules. The Student will understand the rules easier by examining them simultaneously with the illustrations that follow.

1. Place the Planet that governs the Planetary Tablet in the upper left Square. For this square on each Tablet, fill in side three of the Truncated Pyramid with the color of the Planet governing the Tablet.
2. The first Square of each remaining Row and Column corresponds to a Sign of the Zodiac as explained below. To complete the Truncated Pyramid of these Squares, place the Planetary Ruler of the corresponding Sign in side three of the Truncated Pyramid.

³ For more information on Skrying in the Spirit Vision, see the author's introduction of the present book.

⁴ *The Golden Dawn (The original Account of the Teachings, Rites, and Ceremonies of the Hermetic Order of the Golden Dawn)* [1937], revealed by Israel Regardie, 6th ed. (St. Paul: Llewellyn, 1989), p. 630.

⁵ A Decan is a ten degree section of a Zodiacal Sign.

Saturn Tablet Attributions

	♄	♃	♂	♁	♀	♀	♁
♄	♄	♃	♂	♁	♀	♀	♁
♃	♂	♁	♄	♃	♂	♁	♂
♂	♁	♄	♃	♂	♁	♂	♁
♁	♃	♂	♁	♄	♃	♂	♁
♀	♂	♁	♄	♃	♂	♁	♂
♀	♁	♃	♂	♁	♄	♃	♂
♁	♂	♁	♄	♃	♂	♁	♂

Jupiter Tablet Attributions

	♃	♂	♁	♀	♀	♁	♄
♃	♃	♂	♁	♀	♀	♁	♄
♂	♁	♄	♃	♂	♁	♂	♁
♁	♃	♂	♁	♄	♃	♂	♁
♀	♂	♁	♄	♃	♂	♁	♂
♀	♁	♃	♂	♁	♄	♃	♂
♁	♂	♁	♄	♃	♂	♁	♂
♄	♃	♂	♁	♄	♃	♂	♁

Mars Tablet Attributions

	♂	♁	♀	♀	♁	♄	♃
♂	♂	♁	♄	♃	♂	♁	♂
♁	♃	♂	♁	♄	♃	♂	♁
♀	♂	♁	♄	♃	♂	♁	♂
♀	♁	♃	♂	♁	♄	♃	♂
♁	♂	♁	♄	♃	♂	♁	♂
♄	♃	♂	♁	♄	♃	♂	♁
♃	♂	♁	♄	♃	♂	♁	♂

Solar Tablet Attributions

	♁	♀	♀	♁	♄	♃	♂
♁	♁	♄	♃	♂	♁	♂	♁
♀	♂	♁	♄	♃	♂	♁	♂
♀	♁	♃	♂	♁	♄	♃	♂
♁	♂	♁	♄	♃	♂	♁	♂
♄	♃	♂	♁	♄	♃	♂	♁
♃	♂	♁	♄	♃	♂	♁	♂
♂	♁	♃	♂	♁	♄	♃	♂

Mercury Tablet Attributions

	♀	♀	♃	♄	♅	♆	♁
♀	♀	♃	♃	♃	♃	♃	♃
♀	♃	♃	♃	♃	♃	♃	♃
♃	♃	♃	♃	♃	♃	♃	♃
♃	♃	♃	♃	♃	♃	♃	♃
♃	♃	♃	♃	♃	♃	♃	♃
♃	♃	♃	♃	♃	♃	♃	♃
♃	♃	♃	♃	♃	♃	♃	♃
♃	♃	♃	♃	♃	♃	♃	♃
♃	♃	♃	♃	♃	♃	♃	♃
♃	♃	♃	♃	♃	♃	♃	♃

The Book of the Concourse of the Zodiacal Forces

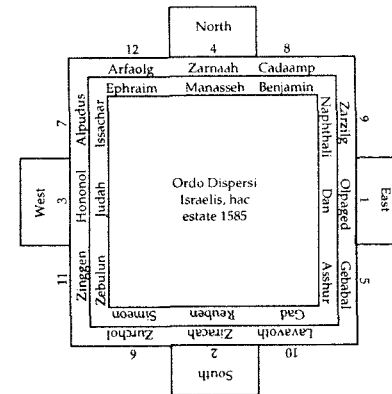
The successful integration of Enochian material from John Dee into Rosicrucian Zodiacal Magic has historically met with two difficulties. The first impediment arises because John Dee, in "Earthly Knowledge, Aid, and Victory,"⁸ attributes the Twelve Tribes of Israel to the Signs of the Zodiac differently than does the R. R. et A. C. The Signs of the Zodiac thus correspond differently with the Enochian Zodiacal Kings in each system. The second difficulty relates closely to the first and concerns the best method of attributing twelve Divine Names from the Elemental Tablets to the Zodiacal Signs.

In a lecture to members of the Golden Dawn, entitled "On the Twelve Tribes of Israel and the Twelve Signs of the Zodiac,"⁹ S. L. MacGregor Mathers attempts to explain the Golden Dawn correspondences according to the distribution of the twelve Tribes of Israel encamped in the desert as they appear in the Old Testament.¹⁰ Mathers

⁸ Contained in Dee, *Sloane MS 3191*, and reproduced in Dee, *Enochian Evocation*, pp. 103-115.
⁹ Published in S. L. MacGregor Mathers and J. W. Brodie Innes, *The Sorcerer and his Apprentice*, ed. R. A. Gilbert (Wellingborough: Aquarian, 1983), pp. 40-46.
¹⁰ "Numbers," chapters two and three.

attempts to elucidate these correspondences by weaving a tapestry of associations with the Tribes, derived primarily from Biblical sources. These include the children of Jacob, their various Mothers, their order of birth, and the blessings of Moses and Jacob upon the various Tribes. Interestingly, Albert Pike presents a nearly identical exposition of similar associations in *Morals And Dogma of the Ancient and Accepted Scottish Rite of Freemasonry*.¹¹ Mathers then comments upon the various armorial bearings ascribed to the twelve Tribes. This ascription exactly corresponds to that of the twelve ensigns attributed to the twelve Tribes in English Royal Arch Freemasonry.¹² Thus it becomes apparent that the source from which the Golden Dawn borrowed this particular set of correspondences is English Royal Arch Freemasonry.

John Dee intended a different arrangement, however, implied in a diagram, entitled "Ordo Israelis Dispersi, hoc Estate 1585,"¹³ illustrated below. Although Dee does not include the Glyphs of the Zodiacal Signs, but rather the numbers one through twelve, his intention is nonetheless easy to deduce. When one assigns the Zodiacal Signs from Aries as one through Pisces as twelve, the resulting attribution of the twelve Tribes of Israel to the Zodiacal Signs exactly matches those given by Cornelius Agrippa in his book on *Celestial Magic*.¹⁴ Dee clearly intended to attribute the twelve Tribes of Israel as well as the Enochian Zodiacal Kings to the Signs of the Zodiac according to the correspondences used by Agrippa.



¹¹ Albert Pike, *Morals and Dogma of the Ancient and Accepted Scottish Rite of Freemasonry* [1871], rev. ed. (Washington D. C.: Roberts, 1950), p. 461.
¹² Bernard E. Jones, *Freemasons' Book of the Royal Arch* (London: Harrap, 1957), p. 250.
¹³ Dee, *Sloane MS 3191*.
¹⁴ Henry Cornelius Agrippa of Nettesheim (1486?-1535 AD), *Three Books of Occult Philosophy*, trans. James Freake, ed. Donald Tyson (St. Paul: Llewellyn, 1993), pp. 294-295.

Dee's diagram, thus understood, aligns the Zodiacal Signs according to their Elemental Triplicities in each of the four Quarters. The Fire Signs thus find their place in the East, the Earth Signs in the South, the Air Signs in the West, and the Water Signs in the North. This arrangement exactly coincides with the Golden Dawn attribution of the Elements to the four Quarters according to their "Natural position in the Zodiac."¹⁵ Thus it provides an excellent vehicle for the complete integration of the two systems.

The chart below shows the correspondences that the Golden Dawn has traditionally used in this regard. The correspondence between the Enochian Zodiacal Kings and the Zodiacal Signs does not match that intended by Dee, as demonstrated above. Instead, the Golden Dawn correspondences between the Tribes and the Signs derived from Royal Arch Freemasonry, when applied to the above diagram, result in completely different correspondences between the Signs and the Kings.¹⁶

Zodiacal Sign	Enochian Zodiacal King	Divine Name	Tribe of Israel
♌	Lavavoth	Aozpi	Gad
♍	Arfalog	Mor	Ephraim
♎	Zarnaah	Dial	Manasseh
♏	Alpudus	Hctga	Issachar
♐	Hononol	Oip	Judah
♑	Zarzilg	Teaa	Naphthali
♒	Gebabel	Pdoce	Asshur
♓	Olpaged	Mph	Dan
♈	Cadaamp	Arsl	Benjamin
♉	Zinggen	Gaiol	Zebulon
♊	Ziracah	Oro	Reuben
♋	Zurchol	Ibah	Simeon

The inclusion in these correspondences of twelve Divine Names from the Enochian Elemental Tablets further impeded the successful integration of Enochian material into Rosicrucian Zodiacal Magic. As has been demonstrated by both Regardie¹⁷ and Zalewski,¹⁸ the Golden

¹⁵ Regardie, *Golden Dawn*, p. 283. Interestingly, this arrangement as well coincides with that used by Agrippa, *Three Books of Occult Philosophy*, p. 258.

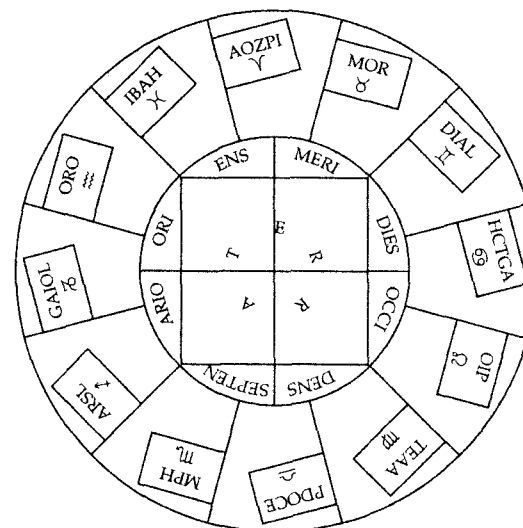
¹⁶ Interestingly, Geoffrey James gives these same Golden Dawn correspondences in commentary to Dee, *Enochian Evocation*, pp. 186, 187.

¹⁷ Israel Regardie, *The Complete Golden Dawn System of Magic* (Santa Monica: Falcon Press, 1987), volume 10, p. 78.

¹⁸ Pat Zalewski, *Golden Dawn Enochian Magic* (St. Paul: Llewellyn, 1990), pp. 31, 32.

Dawn applied this material to the Tablet of Shewbread diagram from the Zelator Grade early in the history of the Order. This was an attempt to integrate Enochian material by reconciling the Shewbread diagram with yet another diagram from Dee, called the Great Circle of the Quarters.¹⁹ The method behind this attempt becomes clearer by including the Zodiacal Glyphs on the banners of Dee's diagram.

The Great Circle of the Quarters

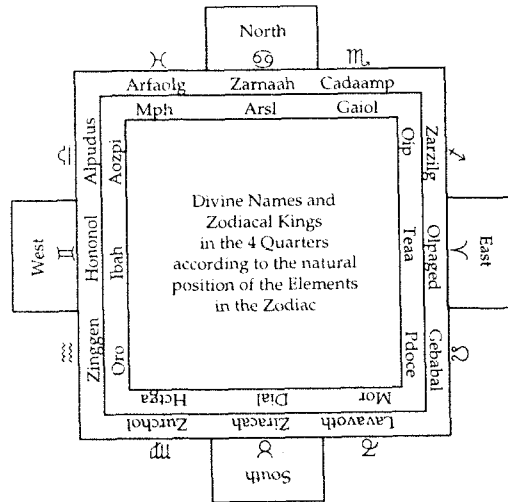


This arrangement, although seductive, is seriously flawed. The Elements of the Tablets from which these Divine Names originate do not correspond with the Elemental Triplicities of the Zodiacal Signs. When used in Ceremonial Magic, the failure of this arrangement becomes obvious. For example, it requires the Magician to invoke Sagittarius (a Fire Sign) using a Fire Invoking Pentagram while vibrating ARSL, a Divine Name from the Elemental Tablet of Water. Furthermore, the attribution of the Elements to the Quarters in this arrangement bears no resemblance to anything else in the R. R. et A. C. system.

The following diagram illustrates an alternative, superior means of integrating the two systems. The addition of the Zodiacal Glyphs to Dee's original illustration depicts the correspondences Dee intended. The twelve Divine Names from the Elemental Tablets align by placing

¹⁹ Included in Dee, *Sloane MS 3191* and reproduced in Dee, *Enochian Evocation*, p.119.

these Tablets in the four Quarters according to the "Natural position of the Elements in the Zodiac."¹ The three Divine Names from each Elemental Tablet then correspond to the Zodiacal Signs according to the position of these three Names on each Tablet. In the resulting correspondences, each Divine Name from the Elemental Tablets corresponds with a Zodiacal Sign of the same Elemental Triplexity. Furthermore, John Dee's and the R. R. et A. C.'s allocations of the Elements to the Quarters correspond perfectly as well.



The following table resumes the results of this superior integration of Enochian Material into the R. R. et A. C. system of Zodiacal Magic. The Zodiacal Rituals contained in this book incorporate these rectified correspondences. Any Magician who desires to use the historical correspondences, despite their difficulties, will have no trouble retrofitting the historical Hierarchy into the Rituals.

Zodiacal Sign	Enochian Zodiacal King	Divine Names
♎	Olpaged	Teaa
♏	Ziracah	Dial
♉	Hononol	Ibah

¹ Regardie, *Golden Dawn*, p. 283.

♋	Zarnaah	Arsl
♌	Gebabal	Pdoce
♍	Zurchol	Hctga
♎	Alpudus	Aozpi
♏	Cadaamp	Gaiol
♐	Zarzilg	Oip
♑	Lavavoth	Mor
♒	Zinggen	Oro
♓	Arfaolg	Mph

The Names of the twelve Enochian Zodiacal Kings comprise the letters of the Enochian Zodiacal Tablet, included as a color illustration in this book. The Name of each King consists of seven letters resulting in twelve Rows and seven Columns, which together yield eighty-four Squares. A Zodiacal Sign governs each Row, and a Traditional Planet governs each Column.

The King's Scale Color of the Zodiacal Sign ruling the Row determines the color of Squares within each Row. The Zodiacal Signs' colors progress as do the colors from an artist's palette. The King's Scale Color of the Planet governing the Column determines the color of Letters inside Squares within each Column. The Planetary colors progress as do colors through the spectrum of visible light, which is the same order as the walls of the Vault of the Adepts. Thus each of the eighty-four Squares of the Zodiacal Tablet embodies a uniquely different interplay of Zodiacal and Planetary Forces, which the Magician may discern at a glance according to color.

The following illustration shows the correspondences of the Zodiacal Signs and Quinants² with the Squares of the Zodiacal Tablet. The first Square of each Row corresponds to the Zodiacal Sign of the Row as a whole. The remaining six Squares of each Row consecutively correspond each to one Quinant of the Sign (that is, five degrees). Furthermore, the Decans of the Sign correspond to each consecutive pair of Squares as illustrated below.

² A Quinant is a five degree section of a Zodiacal Sign.

Zodiacal Tablet Attributions

	♂	☉	♀	♀	☾	♁	♃
♈	♈	♂ 1°-5°	♂ 5°-10°	☉ 10°-15°	☉ 15°-20°	♀ 20°-25°	♀ 25°-30°
♉	♉	♀ 1°-5°	♀ 5°-10°	☾ 10°-15°	☾ 15°-20°	♁ 20°-25°	♁ 25°-30°
♊	♊	♃ 1°-5°	♃ 5°-10°	♂ 10°-15°	♂ 15°-20°	☉ 20°-25°	☉ 25°-30°
♋	♋	♀ 1°-5°	♀ 5°-10°	☾ 10°-15°	☾ 15°-20°	♁ 20°-25°	♁ 25°-30°
♌	♌	♁ 1°-5°	♁ 5°-10°	♂ 10°-15°	♂ 15°-20°	☉ 20°-25°	☉ 25°-30°
♍	♍	☉ 1°-5°	☉ 5°-10°	♀ 10°-15°	♀ 15°-20°	♁ 20°-25°	♁ 25°-30°
♎	♎	☾ 1°-5°	☾ 5°-10°	♁ 10°-15°	♁ 15°-20°	♂ 20°-25°	♂ 25°-30°
♏	♏	♂ 1°-5°	♂ 5°-10°	☉ 10°-15°	☉ 15°-20°	♀ 20°-25°	♀ 25°-30°
♐	♐	♀ 1°-5°	♀ 5°-10°	☾ 10°-15°	☾ 15°-20°	♁ 20°-25°	♁ 25°-30°
♑	♑	♃ 1°-5°	♃ 5°-10°	♂ 10°-15°	♂ 15°-20°	☉ 20°-25°	☉ 25°-30°
♒	♒	♀ 1°-5°	♀ 5°-10°	☾ 10°-15°	☾ 15°-20°	♁ 20°-25°	♁ 25°-30°
♓	♓	♁ 1°-5°	♁ 5°-10°	♂ 10°-15°	♂ 15°-20°	☉ 20°-25°	☉ 25°-30°

The forty-eight Enochian Calls correspond with the twelve Signs of the Zodiac and the thirty-six Zodiacal Decans as follows. The First twelve Calls correspond to the Signs themselves from Aries through Pisces. The remaining thirty-six Calls correspond with the thirty-six Decans beginning with the first Decan of Leo, since the cusp of Leo begins the Rosicrucian Sidereal Zodiac. Additionally, the First Call corresponds with the Zodiac as a whole as well as to the entire Zodiacal Tablet.

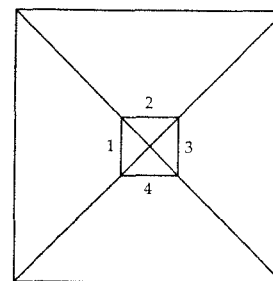
An Enochian Zodiacal King governs each Row of the Zodiacal Tablet. The Names of these Kings are identical with the Names depicted on the individual Rows of the Tablets beginning with the first letter of each line. Furthermore, an Angel governs each Square of the Tablet. The Names of these Angels begin with the letter of the Square, continue to the right to the end of the Row, then finish from the beginning of the Row toward the right again, including every letter of the line in the Name. This is identical with the derivation of the Names of the Angels ruling the Servient Squares of the Elemental Tablets.

When Invoking any Zodiacal Sign or the first Square of any Row of the Zodiacal Tablet, perform the Greater Invoking Ritual of the Pentagram or Hexagram for the Zodiacal Sign, thus invoking the King that governs the Row, then vibrate the Enochian Call that corresponds to the Zodiacal Sign. To invoke the Angel of any specific Square of the Zodiacal Tablet, continue with an invocation of the Angel of the Square itself, additionally vibrating the correct Enochian Call for the Zodiacal Decan attributed to the Square. The following Tables resume the correspondences between the Zodiacal Signs, the Quinants, the Decans, the Squares, and their relationship to the forty-eight Enochian Calls.

Sign	Ruler of Sign	Enochian Call	Tarot Card
♈	♂	1	The Emperor
♉	♀	2	The Hierophant
♊	♀	3	The Lovers
♋	☾	4	The Chariot
♌	☉	5	Strength
♍	♀	6	The Hermit
♎	♀	7	Justice
♏	♂	8	Death
♐	♃	9	Temperance
♑	♁	10	The Devil
♒	♁	11	The Star
♓	♃	12	The Moon

Decan	Ruler	Call	Tarot Card	Lord of:
0°-10° ♁	♃	13	5 of Wands	Strife
10°-20° ♁	♃	14	6 of Wands	Victory
20°-30° ♁	♃	15	7 of Wands	Valor
0°-10° ♄	♄	16	8 of Pentacles	Prudence
10°-20° ♄	♄	17	9 of Pentacles	Material Gain
20°-30° ♄	♄	18	10 of Pentacles	Wealth
0°-10° ♅	♅	19	2 of Swords	Peace Restored
10°-20° ♅	♅	20	3 of Swords	Sorrow
20°-30° ♅	♅	21	4 of Swords	Rest from strife
0°-10° ♆	♆	22	5 of Cups	Loss of Pleasure
10°-20° ♆	♆	23	6 of Cups	Pleasure
20°-30° ♆	♆	24	7 of Cups	Illusory Success
0°-10° ♇	♇	25	8 of Wands	Swiftness
10°-20° ♇	♇	26	9 of Wands	Great Strength
20°-30° ♇	♇	27	10 of Wands	Oppression
0°-10° ♈	♃	28	2 of Pentacles	Harmonious Change
10°-20° ♈	♃	29	3 of Pentacles	Material Works
20°-30° ♈	♃	30	4 of Pentacles	Earthly Power
0°-10° ♉	♄	31	5 of Swords	Defeat
10°-20° ♉	♄	32	6 of Swords	Earned Success
20°-30° ♉	♄	33	7 of Swords	Unstable Effort
0°-10° ♊	♅	34	8 of Cups	Abandoned Success
10°-20° ♊	♅	35	9 of Cups	Material Happiness
20°-30° ♊	♅	36	10 of Cups	Perpetual Success
0°-10° ♋	♆	37	2 of Wands	Dominion
10°-20° ♋	♆	38	3 of Wands	Established Strength
20°-30° ♋	♆	39	4 of Wands	Perfected Work
0°-10° ♌	♇	40	5 of Pentacles	Material Trouble
10°-20° ♌	♇	41	6 of Pentacles	Material Success
20°-30° ♌	♇	42	7 of Pentacles	Success Unfulfilled
0°-10° ♍	♅	43	8 of Swords	Shortened Force
10°-20° ♍	♅	44	9 of Swords	Despair and Cruelty
20°-30° ♍	♅	45	10 of Swords	Ruin
0°-10° ♎	♆	46	2 of Cups	Love
10°-20° ♎	♆	47	3 of Cups	Abundance
20°-30° ♎	♆	48	4 of Cups	Blended Pleasure


To Skry³ to the Plane of any Zodiacal Square, first prepare a Truncated Pyramid for the Square colored according to the following rules and constructed according to the principles set forth in *The Book of the Concourse of the Forces*.⁴ All of these colors are in the King's Scale. Fill in side one with the color of the Zodiacal Sign governing the Row containing the Square. Fill in side two with the color of the Planet governing the Column containing the Square. Fill in side three with the color of the Planet ruling the Zodiacal Sign or Decan corresponding to the Square. Fill in side four with the color of the Planet ruling the Zodiacal Sign that governs the Row containing the Square.



³ For more information on Skrying in the Spirit Vision, see the introduction of this book.

⁴ Regardie, *Golden Dawn*, p. 630.

APPENDIX V



*Israel Regardie, The Golden Dawn,
and Psychotherapy*

by David Griffin and Cris Monnastre

The Hermetic Order of the Golden Dawn and the Ordo Rosae Rubearum et Aureae Crucis (R. R. et A. C.) are two divisions of an initiatic and magical Order founded by high-ranking Freemasons in England, respectively in 1888 and 1892. Although the exact origins of the Order remain obscure as well as controversial, its primary historical importance lies in its brilliant synthesis of mythical and magical material, from such varied sources as the *Fama Fraternitatis* (the first published Rosicrucian document), *The Egyptian Book of the Dead*, Cornelius Agrippa, Tycho Brahe, and John Dee. Salient aspects of the vast corpus of the Order's initiatic and magical material were first revealed in 1937 by the late Dr. Israel Regardie. This material has subsequently impacted most areas of modern magic, as well as many other arenas of spirituality.

Israel Regardie (1907-1985) stands as an important generational link to the magical rebirth of the late nineteenth century, as well as a pioneer in an early attempt to integrate psychology and magic. Born in 1907, Regardie as a young man knew both Aleister Crowley (1875-1947) and Dion Fortune (1890-1946), two early adepts of the Ordo Rosae Rubearum et Aureae Crucis, each of whom went on to found their own esoteric fraternities. Regardie was also initiated into the Stella Matutina, an early offshoot of the Golden Dawn. Finally, Regardie's work was groundbreaking as an early attempt to integrate psychology and magic.

When Regardie was a young man, he fervently wished to become a magician. He considered Aleister Crowley to be the foremost magician of the period and, having introduced himself to Crowley by means of an admiring letter, began to work as his personal secretary in Paris in 1928. After several years with Crowley, Regardie was forced to leave as the result of a painful rupture with his mentor. The trauma caused by this breach wounded Regardie deeply; he later said it took him nearly seven years to recover from it.

Impoverished and confused, Regardie was taken in as a house guest of Dion Fortune, who was living near Glastonbury in southwest England. Fortune was not only a talented magician but a natural clairvoyant as well. Until he died he never forgot her hospitality and generosity during this difficult period.

Dion Fortune influenced Regardie in a completely unexpected direction. She had been instrumental in bringing Sigmund Freud's ideas to England and had written a collection of short stories called *The Secrets of Dr. Taverner*. Although she characterized these stories as fiction, she said that Dr. Taverner actually existed and that the stories reflected factual case studies in which psychological and magical processes were linked.

It was at Dion Fortune's dinner table that Regardie was first exposed to the ideas of Freud and C. G. Jung. Shortly thereafter, still struggling with the onslaught of emotions stemming from his breach with Crowley, Regardie entered first into Freudian psychoanalysis and later into Jungian analysis. During this phase Regardie became aware of how great a role his own unresolved emotional conflicts from early childhood had played in his rupture with Crowley. Regardie eventually concluded that it was such unresolved infantility that accounted for most of the chaotic group dynamics of earlier esoteric fraternities. This would lead him to insist on the necessity of psychotherapy for anyone seriously practicing any spiritual discipline.

Regardie later moved to the U.S., where he became familiar with the ideas of Wilhelm Reich and entered into Reichian therapy. He also began to correspond with Reich's daughter Eva, which stimulated him to take a serious interest in the mind-body connection and at length to train as a chiropractor.

Even toward the end of his life, Regardie continued to respect both Freudian psychoanalysis and the ideas of Jung. He eventually came to believe, however, that Jungian analysis as he had experienced it was lacking in effective technique. He ultimately concluded that verbal therapy of any orientation paled in the light of Reich's bodywork, and

that the techniques of ceremonial magic would one day become a powerful adjunct to psychotherapy.

As a therapist and a bodyworker, Regardie combined Reich's approach with minor chiropractic adjustments, basic magical techniques, and hatha yoga. In a typical session, Regardie would begin by initiating deep, rhythmic breathing in the client for a considerable period of time. This hyperventilation would create a slightly altered state of consciousness. During this process Regardie would survey various areas of tension on the body and would reduce their tightness with a type of deep and at times painful massage.

Both Regardie and Reich felt that unresolved emotional conflicts were stored in the body as tension. Using a physical approach would release blockages so that life energy, which Reich called "orgone," could pass freely through the entire body. During the course of a session, a great deal of emotion would frequently emerge, which the client was encouraged to express.

Regardie often related Reichian ideas to the magic of the Hermetic Order of the Golden Dawn. He was particularly fond of one magical exercise called the Middle Pillar Ritual. In this technique the magician visualizes successive spheres of light at various points above, below, and along the spinal column while vibrating certain words. This generates a certain kind of energy, which, according to Regardie, is identical to Reich's orgone. This energy is then circulated around and through the entire body by means of further visualization.

Legitimate esoteric orders have always been primarily intended to provide a context within which initiation may safely and effectively occur. As will be shown here, there are many parallels between initiation and forms of psychotherapy that take into account the spiritual dimensions of growth. Regardie even advised that the two should be considered as complementary processes, and that initiation should always be accompanied by some form of psychotherapy.

Regardie of course considered Reichian therapy to be the most useful adjunct to magical work. In view of the current lack of trained Reichian therapists, however, other schools of psychology suitable for work alongside magical training are those that include spiritual growth as a part of their paradigm, such as the Jungian and Transpersonal orientations, Psychosynthesis, and the emerging school of Esoteric Psychology.

Why does a candidate for initiation need psychotherapy? Any form of spiritual training, when practiced with enough sincerity and discipline, will eventually activate what Jung calls the complexes of

the personal unconscious. These may be defined as infantile emotional patterns left over from very early childhood that revolve around unresolved parental conflicts. These complexes are symbolized in the diagrams in this appendix by the seven-headed dragon. Frequently they are energized by spiritual practices.

Unless the complexes are allowed to emerge into consciousness in a safe and controlled fashion, they can be acted out in dangerous ways. This helps explain why many "spiritual" groups have become dysfunctional and at times even destructive.

Admittedly, combining initiation and psychotherapy does involve some difficulties. Whereas psychotherapy is unlikely to harm the effectiveness of an initiation or of any other genuinely spiritual process, not everyone seeking initiation can afford the substantial expense of psychotherapy. Furthermore the average lay person may find it difficult to distinguish an effective therapist from an incompetent one. Unfortunately, inept and destructive psychotherapists are frequently easier to find than capable ones, and the same holds true for initiators and initiating orders. Far too many esoteric groups are primarily motivated by their leaders' needs for money or manipulative control over people's lives.

True initiation is a process not unlike that of psychotherapy in that the skill and personal ethics of the initiator are crucial to a successful outcome. Moreover a relationship with an unethical initiator can be as damaging as one with an unethical psychotherapist. Anyone seeking initiation thus needs to be extremely discriminating in the choice of an initiator or order.

The seeker also needs to distinguish between initiating orders and personality cults, since far too many spiritual groups have been built around the personalities of charismatic but manipulative leaders. This phenomenon, combined with a disregard for the psychological issues that may arise, accounts for many of the abuses that have plagued the esoteric community.

An analysis of the psychological dynamics underlying initiation will help to clarify why such abuses occur. The initiatic process of the Hermetic Order of the Golden Dawn clearly illustrates the dangers as well as the potential of initiation. But let us first consider the primary differences between initiation and psychotherapy.

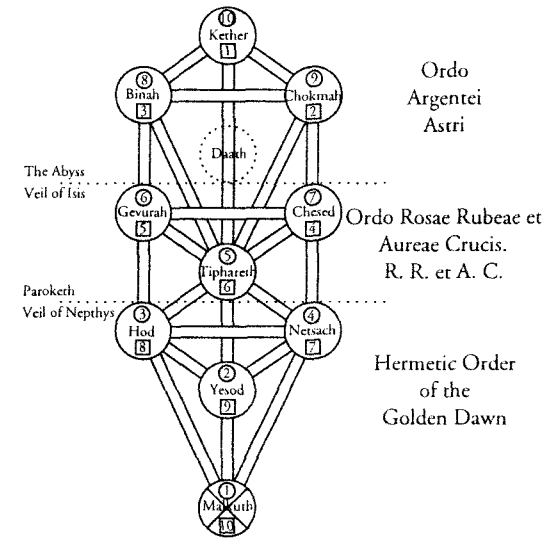
Initiation, as its name suggests, may be defined as a new beginning. In the Golden Dawn system, the initiatic process has a magical as well as a psychological component. The magical component may be described as the systematic awakening or ignition of certain forces or en-

ergies in the "Sphere of Sensation" of the initiate. (The Sphere of Sensation is the term used by the *Ordo Rosae Rubeae et Aureae Crucis* to describe what is commonly called the energy body or the aura.)

This process requires an initiator in whom these forces are already awakened and active, since initiation occurs through an actual transmission of energies. Thus from a magical perspective, the relationship between the initiator and the candidate is crucial. In this sense genuine self-initiation, if not altogether impossible, is at least extremely difficult to achieve. It is nonetheless possible, although difficult, to accomplish much of this magical aim of initiation through systematically and repeatedly invoking the correct magical energies using ceremonial magic.

Although much has been written about the Hermetic Order of the Golden Dawn, almost nothing has been said about the overall initiatic process in which the Golden Dawn is but the first step. From the beginning, this system was conceived as being composed ten grades, each one corresponding to a Sephirah on the Qabalistic Tree of Life, and of three degrees, each one corresponding to an entire order. Each successive order is veiled from the previous one by the veils of Isis and Nephthys (called *Paroketh*).


The Three Orders on the Tree of Life



The first degree and order consist of the curriculum and cycle of initiations of the Hermetic Order of the Golden Dawn. The grades of the first degree begin with the Neophyte initiation and correspond to the Sephiroth of Malkuth, Yesod, Hod, and Netsach. The second degree and order are those of the Ordo Rosae Rubeae et Aureae Crucis. The Grades of the second degree begin with the probationary initiation of the Portal of the Vault of the Adepti and correspond to the Sephiroth of Tiphareth, Gevurah, and Chesed. The third degree and order are those of the Ordo Argentei Astri (commonly referred to as the third order). The grades of the third order correspond to the Sephiroth of Binah, Chokmah, and Kether, and begin with the probationary initiation of the Portal of the Abyss (which corresponds to Non-Sephirah of Daath).

In the first order, the magical forces are awakened, activated, and balanced in the candidate by the initiator in the rituals themselves. These forces are those of the traditional elements; Fire, Water, Air, Earth, and Spirit, which are symbolized by a pentagram. Beginning in the second order, however, the individual practice of ceremonial magic greatly enhances this process. The Second Order work primarily activates the forces of the seven traditional planets: Saturn, Jupiter, Mars, the Sun, Venus, Mercury, and the Moon, which are symbolized by a hexagram. Furthermore, in the second order, the adept learns to independently work with the elements through a series of sub-grades, which further differentiates these forces in the adept's aura. The third order primarily activates the forces of the signs of the zodiac, as well as alchemical Salt, Sulfur, and Mercury, which are symbolized by a triangle. Thus the work of the third order includes alchemy as a psycho-spiritual process as well as ceremonial magic.

Having thus examined the magical aspect of initiation, we may now understand the significance of the symbol of the Rose Cross (shown below) used by the Ordo Rosae Rubeae et Aureae Crucis. Though its imagery is too intricate to be fully discussed here, we might point out that this Rose Cross symbolically depicts the forces awakened in the energy body of a fully initiated adept. It also illustrates the harmony and equilibrium of their operation, as represented by the four elements and the seven traditional planets.



The three concentric rings of Hebrew letters in the center of the figure are divided into groups of three, seven, and twelve letters each. This distribution is taken from the *Sepher Yetzirah* or "Book of Formation" of the ancient Qabalists. The innermost ring corresponds to the first order and the forces of the elements. The second ring corresponds to the second order as well as to the seven traditional planets, while the third correlates to the third order and the signs of the Zodiac.

Let us go on to examine some of the dynamics of psychotherapy in order to better understand initiation from a psychological perspective. According to certain schools of psychology, a phenomenon called "transference" figures prominently in effective psychotherapy. Transference may be defined as the process of becoming conscious of our unresolved parental conflicts. During the course of psychotherapy, the client begins to see the therapist as embodying these unresolved conflicts. This occurs as the client projects the contents of his or her own un-

conscious onto the therapist in much the same fashion as a film is projected onto a blank screen.

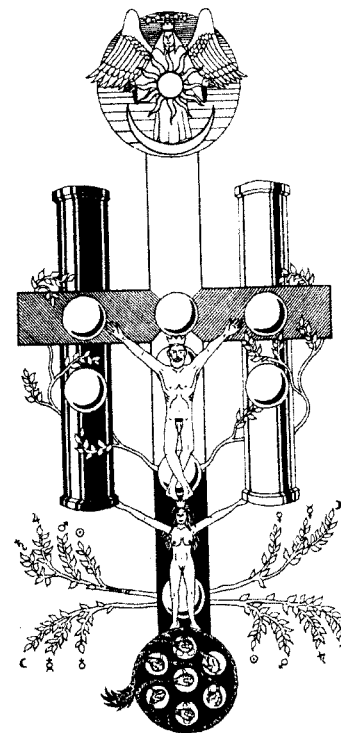
Transference also plays a crucial role in the process of initiation, except that here it is the initiator who becomes the screen for the projections. This is one reason why initiation may be such an extremely effective tool in facilitating personal as well as spiritual development. But it also explains why initiation in the hands of inept or unscrupulous leaders can lead to heartbreak, disappointment, or even death and destruction. Moreover, because the transferential relationship with another human being is a central factor in initiation as well, genuine self-initiation is as impossible as self-administered psychotherapy.

As we have already mentioned, psychotherapy concurrent with initiation is a good idea, even if it is not always possible. But certain special circumstances do need to be considered. Certainly the therapist should be able to regard spirituality as a healthy phenomenon; ideally he or she should have experience working with spiritual issues.

Although the therapist and the initiator do not need to consult each other, they must maintain healthy boundaries in their relationship with the initiate. It is never a good idea for a therapist to discuss case material outside the therapeutic relationship. Unfortunately some therapists tend to discuss this material with colleagues, supervisors, even sometimes at cocktail parties, all the while believing that they are behaving ethically because they only use the client's first name.

Both the therapist and the initiator need to understand from the outset that such discussions must not occur. Initiation may be likened to an alchemical process: in order to be most effective, the vessel — the relationships with therapist and initiator — needs to be hermetically sealed. This is the primary reason that such great importance is given to secrecy and silence in esoteric matters. Silence creates power and pressure, which ultimately produce profound spiritual and psychological transformation.

Whether the primary transference occurs with the initiator or the therapist is relatively unimportant. One never consciously decides to create a transferential relationship. It happens completely unconsciously, taking place with the person one is most able to fall in both love and hate with. What matters most is that it occur and that the negative projections and feelings be allowed to emerge and be safely worked through.



The earliest phase of the initiatic process of the first degree is symbolically depicted in a diagram called "The Garden of Eden before the Fall" (shown above). This diagram, which is presented to the initiate in the 3=8 grade of Practicus, represents a stage of primordial innocence. At this stage the candidate typically sees the initiator in an unrealistically positive light as a sort of ideal or perfect parent. In this diagram, Eve, the female figure shown at the bottom of the Tree of Life, represents the ideal mother (and the Qabalistic Nephesh or instinctual nature); she is depicted supporting the pillars of Jachin and Boaz. Adam, representing the ideal father (and the Qabalistic ruach or the rational aspect) stands above her with his chest at the station of Tiphareth, arms outstretched towards Chesed and Gevurah.

This diagram represents the bliss of innocence: the candidate is living in a state of bliss because of his or her contact with the "ideal parents" as projected onto the initiator. This process is not unlike Jung's portrayal of falling in love. According to Jung, when men fall in love,

they project their own feminine side or anima onto the beloved, while women project the inner masculine, which Jung calls the animus.

This is the stage that is most susceptible to abuse by inept or unscrupulous initiators. Allegations of sexual harassment, manipulation, and other forms of abuse have surfaced, not merely surrounding leaders of occult orders, but in the mainstream religious community as well. As Jim Jones, David Koresh, and the Order of the Solar Temple have proven, this abuse of trust may even have fatal consequences.

Certain safeguards, such as laws enforcing ethical guidelines, have been set up for psychotherapy. But as yet there are no such laws protecting initiates in esoteric fraternities, though emotional, physical, or sexual abuse in these areas can be just as damaging. The decision to enter initiation may therefore be likened to the decision to enter psychotherapy, and the choice of a suitable initiator is at least as important as that of a good psychotherapist. In both choices individuals should be extremely judicious.

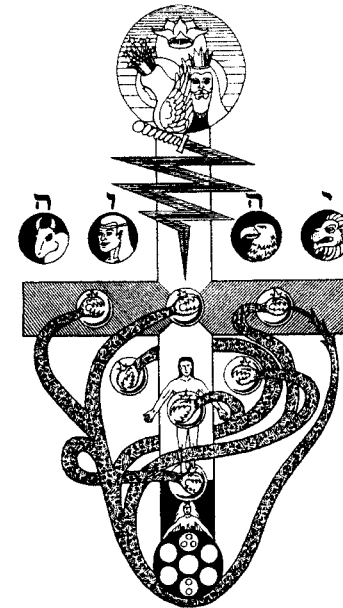
A further examination of the diagram of "The Garden of Eden before the Fall" reveals the illusory nature of the relationship with the ideal parents. One notices first of all the absence of the Supernal Sephiroth (Kether, Binah, and Chokmah) on this Qabalistic Tree of Life: they are symbolized only in potential by the winged female figure at the top of the Tree. This figure symbolizes the neshamah, or Divine Feminine, of the Qabalists. Furthermore Eve (the female figure at the foot of the Tree) stands upon a coiled seven-headed dragon.

This dragon has a long history. It is to be found as early as the Paleolithic period in the form of the serpent associated with the consort of the Great Mother Goddesses as well as with her Tree of Life. This same serpent appears later in the Egyptian myths of Ra's struggles with the serpent-fiend Apep. In this same negative light it is encountered yet again in the New Testament book of Revelation.

Nonetheless the serpent remains an important symbol of resurrection and the renewal of life, since it sheds its skin on a regular basis. When interpreted psychologically, this serpentine dragon represents what Jung calls the complexes of the personal unconscious.

The unfolding initiatic process inevitably leads to the situation represented by the diagram entitled "The Garden of Eden after the Fall" (depicted below). This diagram is shown to the candidate during initiation into the 4=7 grade of Philosophus. Here the heads of the dragon arise into consciousness; as shown in the diagram, they attach themselves to the seven lower Sephiroth on the Tree of Life. At this phase the initiate's ego is assaulted by his or her personal complexes.

This is a necessary process for the awakening psyche, but it tends to be an unpleasant one.



How many love affairs have ended in disappointment or tragedy? Both the psychotherapeutic and initiatic processes further expose the unresolved conflicts of early childhood. The beloved, who once was seen in an imaginarily positive light, now becomes invested in the opposite fashion. The Queen of Heaven becomes the Hag, and the Fairy Prince becomes the Ogre. The same person who once "could do no wrong" suddenly "can do no right." These negative projections are, of course, as unrealistic as the positive projections of the previous phase.

It is crucial to the outcome of the initiation that the complexes of the personal unconscious be allowed to manifest in a safe and controlled way within the container of the relationship with the initiator. The emergence of these complexes can cause outbursts of irrational behavior in the candidate. This can be quite traumatic for the initiator as well as the candidate, as both frequently find themselves embroiled in the unresolved infantile drama of the candidate's early childhood. At this stage the skill of the initiator becomes crucial. He or she needs to be extremely conscious of what is happening, and sometimes must have

almost superhuman patience to endure the candidate's outbursts.

This situation is complicated by what psychologists call "countertransference," in which the initiator's own personal complexes are projected onto the candidate. Initiators and therapists should never assume that they have become completely conscious of their own inner processes; no matter how much one has grown, one is always vulnerable to the further emergence of one's own unconscious material. The initiator may even erupt into outbursts of irrational behavior, which may further escalate the situation.

This phase of initiation is also fertile ground for abuse by inept or unethical initiators, who may either be blinded by their own complexes or tempted to maintain the positive transference of the first stage. The adoration of students can easily seduce an initiator into attempting to maintain the illusory role of the charismatic, idealized patriarch or matriarch. But this would be poison to successful initiation and spiritual growth as well as to the health of any legitimate spiritual organization.

Initiators must therefore resist this tendency at all costs; otherwise the initiation cannot progress beyond the phase symbolized by "The Garden of Eden before the Fall." Furthermore, the negative transference inevitably arrives! If a leader is unable or unwilling to become a focal point for these unpleasant projections, he or she will find some other object for them to be projected onto.


This leads to extremely unhealthy situations. Unscrupulous leaders are frequently obliged to find or create one or more scapegoats to serve as objects of the negative projections. This can lead to a pattern of abuse within, and expulsion from, the group. In the worst cases it leads to growing paranoia, as the scapegoat is projected onto an imaginary enemy or even society at large. Waco, Texas and Cheiry, Switzerland have become monuments to the danger of this dynamic.

At this point the esoteric community has placed far too little emphasis on personal growth and group dynamics. Yet it must be remembered that any time one comes into contact with spiritual energies, the contents of the personal unconscious will become activated as well. Hence esoteric orders need to facilitate personal growth alongside spiritual growth. The dynamics of personal interactions within these groups needs to be examined as well.

Throughout the first degree, the candidate was gradually entering into an entirely new relationship with his or her own Higher Self. In the early stages of the initiation, this relationship manifested chiefly through the unconscious projections onto the initiator. In the Portal

Ritual of the Hermetic Order of the Golden Dawn, the seeds were planted to enable the relationship of the candidate with the Higher Self to become fully conscious. This birth into consciousness then occurs with the entry into the Ordo Rosae Rubeae et Aureae Crucis during the initiation into the 5=6 grade of Adeptus Minor.

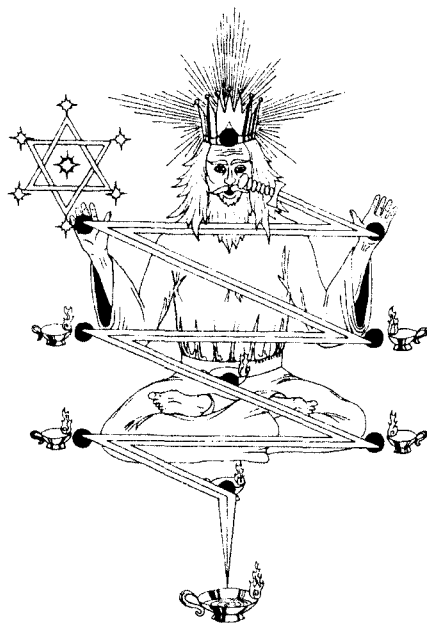
In the early part of this ritual, the candidate is symbolically bound to a cross (which symbolizes the elements). This voluntary subordination of the ego to the Higher Self at length liberates the ego from the onslaught of the unconscious complexes. This is symbolized by the dropping away of the heads of the dragon from the Sephiroth (shown below).



After this stage of the ritual, the candidate is brought inside the Vault of the Adepts for the first time. This vault, a highly charged magical chamber, is the symbolic burial place of Christian Rosenkreutz (Frater CRC). As a place where the initiate is reborn, the vault thus partakes not only of the symbolism of tomb but that of the womb as well.

Once inside the vault the candidate is led to the head of the Pastos, the symbolic sarcophagus of Christian Rosenkreutz. When the lid of the Pastos is eventually removed to reveal the hidden figure of the

Chief Adept (the initiator) inside, the candidate symbolically becomes illuminated by an influx of consciousness coming from the Higher Self. The new adept thus begins to enter into an entirely new and fully conscious relationship with this Higher Self (as symbolized in the following diagram).



During this investigation we have gained an understanding of the psychological as well as the magical processes underlying legitimate initiation. This, however, is not the end. Many years ago Regardie called for further exploration of the integration of psychology and magic. In fact, one might call the area of overlap between these two fields "Esoteric Psychology." This inquiry has been an attempt to make a small contribution to this emerging new field. The work, however, is just beginning. Standing at the vantage point of the end of the millennium, ten years after Regardie's death, we feel obliged to repeat his appeal for further research: "Whoever does succeed in welding these two [psychology and magic] indissolubly together, to him mankind will ever be grateful."

APPENDIX VI



Bibliography

Works on the Golden Dawn Magical System

- Brodie-Innes, J. W., *The Astrology of the Golden Dawn*, ed. Darcy Küntz, (Edmonds: Holmes, 1996).
- Cicero, Chic and Tabatha, *The New Golden Dawn Ritual Tarot* (St. Paul: Llewellyn, 1991).
- Cicero, Chic and Tabatha, *Secrets of a Golden Dawn Temple* (St. Paul: Llewellyn, 1992).
- Crowley, Aleister, *Magick, Book Four, Liber Aba*, ed. Hynenaus Beta (York Beach: Weiser, 1994).
- Farr, Florence, *The Magic of Symbol*, ed. Darcy Küntz, (Edmonds: Holmes, 1996).
- Farr, Florence, *The Enochian Experiments of the Golden Dawn*, ed. Darcy Küntz, (Edmonds: Holmes, 1996).
- *The Golden Dawn (The original Account of the Teachings, Rites, and Ceremonies of the Hermetic Order of the Golden Dawn)* [1937], revealed by Israel Regardie, 6th ed. (St. Paul: Llewellyn, 1989).
- Kraig, Donald Michael, *Modern Magick* (St. Paul: Llewellyn, 1988).
- Mathers, S. L. MacGregor et. al., *Astral Projection, Ritual Magic, and Alchemy*, ed. Francis King, (Rochester: Destiny, 1987).
- Mathers, S. L. MacGregor and J. W. Brodie Innes, *The Sorcerer and his Apprentice*, ed. R. A. Gilbert (Wellingborough: Aquarian, 1983).
- Regardie, Israel, *The Art and Meaning of Magic* (Toddington: Helios, 1964).
- Israel Regardie, *The Complete Golden Dawn System of Magic* (Santa Monica: Falcon Press, 1987).
- Regardie, Israel, *The Tree of Life* (York Beach: Weiser, 1982).

- Regardie, Israel, *Foundations of Practical Magic* (Wellingborough: Aquarian, 1979).
- Regardie, Israel, *Ceremonial Magic* (Wellingborough: Aquarian, 1980).
- Wang, Robert, *The Secret Temple* (York Beach: Weiser, 1980).
- Wescott, W. Wynn, *The Golden Dawn Court Cards*, ed. Darcy Kuntz, (Edmonds: Holmes, 1996).
- Zalewski, Chris, *Enochian Chess of the Golden Dawn* (St. Paul: Llewellyn, 1994).
- Zalewski, Pat, *Golden Dawn Enochian Magic* (St. Paul: Llewellyn, 1990).

Magical Grimoires, Sources, and Related Works for Angelical Hierarchies

- Add. MS. 10,862, anonymous, used by S. L. MacGregor Mathers in preparing his published version of *The Key of Solomon the King* (London: The British Library).
- Agrippa, Henry Cornelius of Nettesheim (1486?-1535 AD), *Three Books of Occult Philosophy*, trans. James Freake, ed. Donald Tyson (St. Paul: Llewellyn, 1993).
- The Book of the Sacred Magic of Abra Melin the Mage* [1458?], trans. and intro. S. L. MacGregor Mathers (Chicago: De Laurence, 1932).
- Brahe, Tycho, "Calendarium Naturale Magicum..." [1582], reproduced in *Codex Rosae Crucis, -D.O.M.A.-*, intro. Manly P. Hall (Los Angeles: Philosophical Research Society, 1971).
- Clavicula Solomonis, The Key of Solomon the King* [1456?], trans. and ed. S. L. MacGregor Mathers, 1st paper ed. (York Beach: Weiser, 1989).
- Crowley, Aleister, *777 and Other Qabalistic Writings*, ed. Israel Regardie (York Beach: Weiser, 1973).
- Davidson, Gustav, *A Dictionary of Angels* (New York: Macmillan, 1967).
- Davidson, Maxwell J., *Angels at Qumran* (Sheffield: Sheffield Academic Press, 1992).
- Dee, John, *A True and Faithful Relation...* [1583], ed. Meric Casaubon [first published 1659] (New York: Magickal Child, 1992).
- The Enochian Evocation of Dr. John Dee*, ed. and trans. Geoffrey James (Gillette: Heptangle, 1984).
- Godwin, Malcom, *Angels, an Endangered Species* (New York: Simon and Schuster, 1990).

- Goetia, The Lesser Key of Solomon*, trans. S. L. MacGregor Mathers and ed. Aleister Crowley (Chicago: The Occult Publishing House, 1903).
- The Greek Magical Papii in Translation (Including Demotic Spells)* [2d century BC to 5th century AD] trans. and ed. Hans Dieter Betz (Chicago: University of Chicago Press, 1992).
- The Grimoire of Armadel* [17th century], trans. S. L. MacGregor Mathers, new ed. (York Beach: Weiser, 1995).
- Harleian MS. 3981, anonymous, used by S. L. MacGregor Mathers in preparing his published version of *The Key of Solomon the King* (London: The British Library).
- King's MS. 288, anonymous, used by S. L. MacGregor Mathers in preparing his published version of *The Key of Solomon the King* (London: The British Library).
- Lansdowne MS. 1202, anonymous, used by S. L. MacGregor Mathers in preparing his published version of *The Key of Solomon the King* (London: The British Library).
- Lansdowne MS. 1203, anonymous, used by S. L. MacGregor Mathers in preparing his published version of *The Key of Solomon the King* (London: The British Library).
- Lévi, Éliphas (Abbé Louis Constant), *Transcendental Magic* [1896], trans. A. E. Waite, 1st. American ed. (York Beach: Weiser, 1970).
- Lévi, Éliphas (Abbé Louis Constant), *The Magical Ritual of the Sanctum Regnum*, trans. and ed. W. Wynn Wescott and Joseph Bouleur, (Edmonds: Holmes, 1992).
- McLean, Adam, *A Treatise on Angel Magic* (Grand Rapids: Phanes, 1990).
- Pianco, Magister, *Der Rosenkreuzer in seiner Blösse* (Amsterdam: 1782).
- The Old Testament Pseudepigraphia*, 2 vols. ed. James H. Charlesworth (New York: Doubleday, 1983).
- Sepher Ha-Razim, The Book of Mysteries* [likely late 3d. or early 4th. century CE], tr. Michael A. Morgan, (Chico: Scholars Press, 1983).
- Sloane MS. 78, Dr. John Dee? (London: The British Library).
- Sloane MS 307, Dr. John Dee?, containing material from other Enochian MSS. (London: The British Library).
- Sloane MS. 1307, anonymous, used by S. L. MacGregor Mathers in preparing his published version of *The Key of Solomon the King* (London: The British Library).
- Sloane MS. 2599, Dr. John Dee, presumably copied by Elias Ashmole, (London: The British Library).

- Sloane MS. 2731, anonymous, used by S. L. MacGregor Mathers in preparing his version of the Lemegeton, published by Aleister Crowley as the *Goetia* (London: The British Library).
- Sloane MS. 3091, anonymous, used by S. L. MacGregor Mathers in preparing his published version of *The Key of Solomon the King* (London: The British Library).
- Sloane MS. 3188 [1581-1583], Dr. John Dee (London: The British Library).
- Sloane MS. 3189, Edward Kelly (London: The British Library).
- Sloane MS. 3190, Dr. John Dee?, containing a copy of Sloane MS. 5007 with notes (London: The British Library).
- Sloane MS. 3191 [1585?], Dr. John Dee (London: The British Library).
- Sloane MS. 3468, anonymous, used by S. L. MacGregor Mathers in preparing his version of the Lemegeton, published by Aleister Crowley as the *Goetia* (London: The British Library).
- Sloane MS. 3677, Dr. John Dee, Elias Ashmole's copy of Sloane 3188 (London: The British Library).
- Sloane MS. 3678, Dr. John Dee, Elias Ashmole's copy of Sloane 3191 (London: The British Library).
- Sloane MS. 5007 [1583-1607], Dr. John Dee (London: The British Library).
- Three Works of Ancient Jewish Magic*, ed. and trans. Moses Gaster and Samuel Daiches (Hastings: Cthonios, 1986).

Related Historical Works

- E. M. Butler, *Ritual Magic* (Cambridge: Cambridge University Press, 1949).
- Ithell Colquhoun, *The Sword of Wisdom*, MagGragor Mathers and the Golden Dawn (New York: Putnam, 1975).
- Norman Cohn, *Europe's Inner Demons, The Demonization of Christians in Medieval Christendom* (Pimlico: London, 1975).
- Gilbert, R. A., *The Golden Dawn Scrapbook* (York Beach: Weiser, 1997).
- Gilbert, R. A., *The Golden Dawn, Twilight of the Magicians* (Wellingborough: Aquarian, 1983).
- Rünyon, Carroll, *Secrets of the Golden Dawn Cypher Manuscript* (Pasadena: C.H.S., 1997).
- The Golden Dawn Companion*, ed. and intro. R. A. Gilbert (Wellingborough: Aquarian, 1983).
- Greer, Mary K., *Women of the Golden Dawn* (Rochester: Park Street Press, 1995).

- Ellic Howe, *The Magicians of the Golden Dawn* (York Beach: Weiser, 1972).
- Küntz, Darcy, *The Complete Golden Dawn Cipher Manuscript* (Edmonds: Holmes, 1996).
- Küntz, Darcy, *The Golden Dawn Source Book* (Edmonds: Holmes, 1996).
- Christopher McIntosh, *The Rose Cross and the Age of Reason* (Leiden: Brill, 1992).
- Christopher McIntosh, *The Rosy Cross Unveiled* (Wellingborough: Aquarian, 1980).
- Waite, A. E., *The Book of Ceremonial Magic* [1898] (New York: University Books, 1961).
- Wallis Budge, E. A., *The Gods of the Egyptians* [1904] (New York: Dover, 1969).
- Wescott, W. Wynn, *The Magical Mason: Forgotten Hermetic Writings of W. Wynn Wescott*, ed. R. A. Gilbert (Wellingborough: Aquarian, 1983).

Important Works on Qabalah

- Franck, Adolphe, *The Kabbalah* [1843] trans. I. Sossnitz and rev. trans. John C. Wilson (Secaucus: Citadel, 1967).
- Ginsberg, Christian D., "The Kabbalah," *The Essenes and the Kabbalah* [1863] (Santa Fe: Sun, 1993).
- Ginzberg, Louis, *Legends of the Jews* [1909], 7 vols, tr. Henrietta Szold (Philadelphia: The Jewish Publication Society of America, 1937).
- The Kabbalah Unveiled* (from the Latin 'Kabbalah Denudata'), trans. S. L. MacGregor Mathers [1887] (York Beach: Weiser, 1968).
- Kaplan, Aryeh, *Sefer Yetzirah, The Book of Creation, in Theory and Practice*, 1st. paper ed. (York Beach: Weiser, 1990).
- Kaplan, Aryeh, *The Bahir* [1651] (York Beach: Weiser, 1979).
- Neusner, Jacob, *Introduction to Rabbinic Literature* (New York: Doubleday, 1994).
- Reuchlin, Johann, *De Arte Cabalistica* [1517], trans. Martin and Sarah Goodman (Lincon and London: Bison, 1993).
- Scholem, Gershom, *Origins of the Kabbalah*, trans. Allan Arkush and ed. R. J. Zwi Werblowski (Princeton: The Jewish Publications Society, 1987).
- Sefer Yetzirah or Book of Formation* [?], trans. W. Wynn Wescott (San Diego: Wizard's Bookshelf, 1990).
- The Zohar* [1st. printed ed. 1588-1590], trans. Harry Spelling and Maurice Simon, (London and New York: Solcino, 1984).

The Zohar [1st. printed ed. 1588-1590] trans. Harry Spelling and Maurice Simon, (London and New York: Solcino, 1984).

Works on the Roots of the Golden Dawn Tradition

- The Chaldean Oracles*, ed. G. R. S. Mead (Kila: Kessinger).
- Collectanea Hermetica*, ed. W. Wynn Wescott (Kila: Kessinger, 1992).
- Hermetica, the Writings Attributed to Hermes Trismegistus*, ed. and trans. Walter Scott (Great Britian: Solos, 1992).
- Iamblicus [4th century AD], *On the Mysteries*, trans. Thomas Taylor (San Diego: Wizard, 1984).
- Jones, Bernard E., *Freemasons' Book of the Royal Arch* (London: Har-
rap, 1957).
- The Nag Hamadi Library*, ed. James M. Robinson (Leiden: Brill, 1978).
- Pistis Sophia, a Gnostic Gospel*, trans. G. R. S. Mead (Blauvelt: Spirit-
ual Science Library).
- Plotinus [204-270 AD], *The Enneads*, trans. Stephen MacKenna (New
York: Penguin, 1991).
- Pike, Albert, *Morals and Dogma of the Ancient and Accepted Scottish
Rite of Freemasonry* [1871], rev. ed. (Washington D.C.: Roberts,
1950).
- Ptolomaeus, Claudius [100-178 AD], *Tetrabiblos*, The Loeb Classical
Library (Cambridge: Harvard University Press, 1940).

Important Reference Works

- A Concise Hebrew and Aramaic Lexicon of the Old Testament*, ed.
William L. Holliday [based on the Koehler-Baumgartner Lexicon]
(Leiden: Brill, 1988).
- Dictionary of the Targumim, Talmud Babli, Yerushalmi, and
Midrashic Literature*, comp. Prof. Marcus Jastrow (New York: Judi-
aca Press, 1992).
- Godwin, David, *Godwin's Cabalistic Encyclopedia* (St. Paul:
Llewellyn, 1994).
- Sasportas, Howard, *The Twelve Houses; An Introduction to the Houses
in Astrological Interpretation* (London: Aquarian, 1985).
- The Interlinear NIV Hebrew-English Old Testament*, trans. John R.
Kohlenberger III (Grand Rapids: Zondervan, 1987).
- The American Sidereal Ephemeris*, compiled by Niel F. Michelson
(San Diego: Astro Computing Services).

APPENDIX VII

*Epilogue*

"I am the Alpha and the Omega, the beginning and the end. I will give unto him that is athirst of the fountain of the water of life gratuitously. He that overcometh shall inherit all things; and I will be his God, and he shall be my son" (Revelation 21:6, 7).

