

Complete Course of Astrology  
Erection and Interpretation  
of Horoscopes

by  
George Bayer

With the aid of this course I aim to eliminate a lot of balast, matters that have been carried in text books that are absolutely useless and that makes anyone discouraged. The method explained herein is simple and, if followed carefully, should give the desired results. Practically all that is contained herein is of my own production and the student who has delved already into other text books should find this method so radically different that there is hardly a comparison possible.

However, as is the case with all subjects wherein mathematics are used, painstaking care must be exercised to make no errors in calculations, else the whole horoscope would turn out to be wrong. My suggestion to students for important horoscopes would be to make one complete first, put it away and make another one for the same moment completely and see how the results check. Time should actually ellapse between one and the other work so that the calculations are not made erroneously twice.

Lesson I

The erection of a chart (horoscope)

We have to acquire the following "tools" to work with: an ephemeris for the year the horoscope is to be made. Supposing we wish to make a horoscope for a native born August 3rd 1901, we have to buy an ephemeris for the year 1901 at some book store.

The next item we need is a Table of houses for the various latitudes. Because it is of great difference whether you are making a horoscope for a person born at New York or one born at Mexico City. The so-called "Raphael Ephemeris" contains Tables of houses for NYC, London and Liverpool. However, none for other latitudes. When other latitudes are required it is suggested to get "Raphael's Tables of Houses". They are permanent and good for all times.

In these lessons I am going to explain the rules and regulations step by step, just as if I erect the horoscope for myself and as if I interpret it for myself. As working example we take the native born August 3rd, 1901, Latitude 48°N. 15° East of Greenwich, at 9.01.37 true local time.

Step #1: The sidereal time of birth is necessary. This value is always found in each ephemeris following the date. In case the birth occurs before noon you take the sidereal time value of the previous day, if birth occurred after noon you take the sidereal time

A  
Complete Course in  
A S T R O L O G Y  
Erection and Interpretation  
of  
Horoscopes,  
for Natives as well as for stocks  
by  
George Bayer

Copyright, 1937  
by George Bayer,  
3216 Crescent Street,  
Long Island City, NY.

July 21st 1937

of the same date. The sid. time for August 3rd 1901 at noon is given in Raphael's ephemeris for 1901 as: 8 hours 48 min. 29 sec. and for the day before : 8 hours 41 min. 32 seconds. We have to use the previous day's value because the birth occurred before noon.

a) To this value we add the time elapsed since noon. In our case the birth occurred at 9.01.37 AM; thus we add first the 12 hours that elapsed from the previous noon to midnight; then we add to it the time elapsed from midnight till 9 hours 1 minute 37 seconds in the forenoon.

b) Furthermore we have to add in every case 10 seconds for each hour or proportionately for less than an hour that has elapsed as an adjustment. (The sidereal time advances in one day or in 24 hours about 3 minutes 57 seconds and the above adjustment takes care of that situation). Thus in our example we have 12 plus 9 hours, 21 in all. The minutes do not count in our example because it is just one minute. Supposing it would be 9.30 AM, then we would have to consider the 30 minutes as equalling 5 seconds in our adjustment. The 21 hours to be adjusted at 10 seconds per hour gives 210 seconds or 3 minutes 30 seconds. This value we also have to add when summing up.

c) The next adjustment we have to make is taking care of the distance of the birth place from Greenwich. When East of Greenwich, we have to deduct the adjustment (such as for horoscopes of natives born in Germany, Italy, Sweden etc); when West of Greenwich (such as for natives born in Spain, U.S.A., Canada etc) we have to add this adjustment. For each degree we have to adjust 2 seconds. Thus our native being born 15 degrees East, we have to deduct 30 seconds. For a native of New York we would add 75 times 2 seconds or 150" or 2 minutes 30". These adjustment values have nothing to do with the time of birth, but only with the distance of place of birth from Greenwich, England. This distance is expressed not in miles but in degrees of longitude.

All these values we now add together (or deduct) so as to obtain the final correct sidereal time. Thus:

Sid. Time noon August 2nd 1901	3 h 41 m 32 s
Time elapsed since that noon	12 h 9 m 01 m 37 s
adjustment for hours elapsed @10s	3 m 30 s
adjustment for longitude @ 2s	- 30 s
(add when West, deduct when East of Gr.)	39 h 48 m 09 s

Because we run above 24 hours, we have to deduct one round of the clock: 29 h 46 m 09 s less 24 hours equals 5 h 46 m 09 s.

This is the real true sidereal time for the moment of birth of this native.

Step #2: We now look up in the Table of houses for 48 degrees (Native was born 48 degrees North) the cusps of the houses that are given there for this sidereal time; 5 h 46 m 09 s. The nearest available Table in Raphael's ephemerides is the one for Vienna. However, I have old European Tables wherein the Table of Houses for exactly 48 degrees are given and we shall use them. This Table (also Raphael's looks the same) shows the following: It lists at the left the sidereal beginning with 0 hours and running up to 24 hours.; this is the first column. The columns following are marked

3  
as: 10, 11, 12, Asc., 2, 3. This indicates the number of the house cusp. Underneath you will find the different signs of the Zodiac and the numbers below column by column show the exact degree that is found on the cusp of a house at the moment. Of course we know nothing so far about a house cusp, nor of a sign of the Zodiac, but we shall presently get to it.

I shall illustrate a small portion of this Table of Houses for 48 degrees to take care of our example:

Sid. Time 48° No.	10 II	11 ♌	12 ♍	Asc. ♋	2 ♉	3 ♊
5h38m12s	25	0	1	25.59	20	20
5h42m34s	26	1	2	26.47	21	21
5h46m55s ←	27	2	3	27.35	22	22
5h51m17s	28	3	4	28.24	23	23
5h55m39s	29	4	4	29.12	24	24
6h00m00s	30	5	5	0 Li 0	25	25

Before we now go further we have to get acquainted with the zodiacal signs in the heaven. There are twelve of them and their sequence is constantly the same. Here they are:

♈ Aries → ♉ Taurus → ♊ Gemini → ♋ Cancer

♌ Leo → ♍ Virgo → ♎ Libra → ♏ Scorpio

♐ Sagittarius → ♑ Capricorn → ♒ Aquarius → ♓ Pisces

Each sign is 30 degrees long. The 12 signs cover therefore 360 degrees or the circle. One degree is divided into 60 minutes (') and one minute into 60 seconds (").

We note that in the Table of houses there is only ~~6~~ listed the positions for six house cusps (corners); however, we have twelve of them. The reason for it is that the opposite cusps have the same degrees only with the opposite sign marked next to them. Here is the list of opposite signs:

♈ Aries	opposite	♏ Libra
♉ Taurus	"	♎ Scorpio
♊ Gemini	"	♍ Sagittarius
♋ Cancer	"	♌ Capricorn
♌ Leo	"	♐ Aquarius
♍ Virgo	"	♑ Pisces

Asc. means Ascendant or the point that rises in the East at birth. It is a very important point. It also is the beginning of the first house. The rotation of the houses is anti-clockwise. Fig. #1 will illustrate this. M.O. means the mid-heaven or the point that is just above us at the moment of birth. It is also the cusp of the 10th house at the same time. This point is also very important.

In Fig. #2 I insert the values that have to be placed at the cusps of the houses and please note that the value opposite the 10th house cusp is the same only with the opposite sign; so is the value of the 5th house (opposite the 11th) etc. In our work we are not concerned about the effect of the houses nor of the signs for which other astrological texts devote large chapters, nor of the effect of the planets in signs or in houses.

The sid. time of our example is 5 h 46 m 09 s. The nearest value to this is shown as being 5 h 46 m 55 s in our Table of Houses for 48 degrees. Note that for other latitudes the values shown next to the sid. time would differ materially.

We have in our case a difference of 0 min 46s to adjust so as to arrive at the correct second for the ascendant. This is the only cusp that occasionally needs adjustment. All others you either leave the way they are shown, else if it happens that the sidereal time is incidentally just in the middle of the given sidereal time (such as would be the case if the sidereal time would have been 5 h 44 m 15 s) then you would mark the 10th house cusp with 28.30, the 11th with 1.30, the 12th with 2.30 (2°30') etc. Why we do not have to be too accurate will be explained later. Do not attempt to figure cusps with mathematical exactness; results will not be better.

As to the adjustment of the Asc, we proportion the values, by saying: from sid. time 5.42.34 to sid. time 5.46.55 are 4 m 21 s and from Asc. value of 28.47 Virgo to asc. value of 27.35 Virgo we have 48 minutes difference.

Question: How far do we have to move the ascendant backward, when the sid. time is 5 h 46 min.09 s or 46 seconds less?

Answer: 46 seconds is very close 1/6 of 4 min.21 s (261 seconds); therefore, all we have to do is go back with the ascendant 1/6 of the ascendant's motion which is as we can see 48 minutes. Therefore, we have to go backwards 8 minutes (1/6 of 48). This gives us the exact minute for the Ascendant, i.e. 27.37 Virgo.

All the other house cusps we leave unchanged and just enter them at the house cusps, the values being taken from the Table of Houses, using the correct sidereal time and the correct degree of Latitude that belongs to the place of birth.

So as to be sure that all the above is understood we use a second example, much shorter now than the first one and we make it for New York City, which lies 75 degrees West of Greenwich. We shall use May 17th 1937, 8.20 PM daylight savings time.

Order: Erect the frame of the horoscope for this moment as per instructions given above.

Sid. Time May 17th 1937 at noon	3 h 39 m 04 s
time elapsed since noon	9 h 20 m 00 s
(note that Daylight savings time is to be adjusted to Standard T)	
adjust 10 sec. for each hour elapsed	1 m 23 s
(80 sec. plus 1/3 of 10 sec.)	2 m 30 s
adjust for 75° West @ 2 s (150 sec) (add)	12 h 02 m 57 s

The Table of houses for New York in the vicinity of 12 hours looks as follows:

Sid. Time	10	11	12	Asc.	2	3
	0	22	21	11.07	15	24
12h 00m00s						
12h 3m40s	1	0	22	11.52	16	25
12h 7m20s	2	1	23	12.37	17	26

In this case we find that our required sidereal time is just

about in the middle between 12h0m0s and 12h3m40s; because it is 12h2m57s. This necessitates using the printed values in the Table of Houses for NYC as of 12h0m0s and adding 30 minutes to each value for the cusps of the houses; we may even use 45 minutes to add to and get better results in our later proportion work.

The Ascendant has to be figured correctly though, thus: difference in sid. time from one column to the next is 3 m 40 s. difference in the rising cusp from one column to the next is 45 min. (11°07' Sag. to 11°52' Sagittarius).

Our actual sidereal time is 12h2'57". This value is 2'57" from sid. time of 12h0'0" at which time 11.7 Sag. would rise.

Thus we make the equation as follows:

3m40s : 2 m 57s equals 45 min. : x  
 turning these values (except the value 45m) into seconds, we get:  
 as 220 sec. is to 177 sec. so is 45 m to x.

or: 45 times 177 divided by 220 gives us x, the unknown quantity.

or: 7965:220 equals 36. These 36 represent the minutes of motion in the value of the ascendant. This means that we have to add these 36 min. to 11°03' Sagittarius and obtain the correct ascendant for the moment, i.e. 11°43' Sagittarius.

To all the other values of the cusps we add 45 min. straight through. The result is illustrated in Fig.#3.

Home work: Erect several horoscopes for definite times, both for Europe as well as for places in the U.S.A., for times before noon of a day and after noon. Be sure that you understand the procedure before proceeding further.

step #3: the insertion of the planets into the map.

We lay the Tables of Houses completely aside now and forget about them. We now look in the ephemeris under date of August 2nd to August 3rd 1901 in the lower part of the page where you will find the planets' positions listed for noon time at Greenwich in longitude. In the top half we note that declinations and latitudes are also quoted. These we never look at. Ignore them completely. I have spent plenty of time with them and found out that no results can be had from them, at least not with my method.

The only thing we use of the upper half of the page is the position of the Moon's Node at the far right corner. The Moon's node is important. Its abbreviation is:  $\Omega$ .

The planets are marked in the ephemeris with special abbreviations as follows:

Sun ☉ Moon ☾ Neptune ♆ Uranus ♅ Saturn ♄ Jupiter ♃

Mars ♂ Venus ♀ Mercury ☿ Pluto ♇

We have to retain their names and their abbreviation marks.

The positions of the planets are given in degrees and minutes, together with the sign they happen to be in at noon of the day consulted. At times you will find in the ephemeris a capital R with a line through the lower part of the R, like the R of a doctor's Prescription. This means that during that time the planet which is marked

that way is retrograde, i.e. moving with the clock, while its regular movement is anti-clockwise. It is moving so to say backwards where it came from. These retrograde motions last from three weeks with fast moving planets to 4 months with slowly moving planets. The fastest moving planet is the Moon. It moves from between 11 degrees to 15 degrees each day. The next fast mover is Mercury, then Venus, then the Sun, followed by Mars, and lastly by the slow moving planets, Jupiter, Saturn, Uranus, Neptune and Pluto. Sun and Moon are never moving retrograde. All figures shown in the ephemeris indicate geocentric positions, i.e. as seen from our earth. Do not attempt to apply this method for heliocentric positions such as are printed in Nautical Almanacs. I have also tested these and found them of no value. Steer clear of things that do not work.

The Ephemeris for August 2nd and August 3rd 1901 looks as follows: (always noon position at London)

Sun	Moon	Neptune	Uranus
Aug. 2nd: 9 Leo 27'; 5 Pisces 49'; 0 Cancer 27'; 13 Sag. 3' R			

Aug. 3rd: 10 Leo 25'; 19 Pisces 51'; 0 Cancer 28'; 13 Sag. 2' R
---

Saturn	Jupiter	Mars	Venus	Mercury
Aug. 2nd: R 11 Capr. 11'; 4 Capr. 28' R; 11 Libra 33'; 4 Vir 30'; 20 Can 10'				
Aug. 3rd 11 Capr. 7' R; 4 Capr. 23' R; 12 Libra 9'; 5 Vir 43'; 21 Can 8';				

The first thing that you have to acquire is to learn to count with degrees, minutes and seconds just as you count with dollars and cents. This takes patience and time. I believe you save more time if you master this counting business first before proceeding instead of constantly limping, and making errors.

The greatest difficulty is encountered when the planet moves from one sign into another. We know that one sign is 30 degrees long and 30 degrees of one sign is equal to 0 degree of the next sign. However, for calculation purposes, we may at times express the value in a new sign in terms of the old sign. Thus:

3°15' Aries is equal to 33°15' Pisces and also equal to 32°75' Pisces. These changes help you many times to make deductions of the Moon's motion, for example, very fast. In the third case I borrowed a degree from the 33 degrees and turned that degree into minutes (60') so that I would be able to deduct fast.

A few examples: 2° 27' Taurus is equal to 32° 27' Aries or 31° 97' Ar. 0° 01' Capricorn is equal to 30° 01' Sag. or 29° 61' Sag.

The gist of this work is that we must figure out the speed of the planet each time. Thus we always have to have two days positions to measure with. One alone is not enough. Whatever is the difference in degrees and minutes from noon of one day to noon of the next day is the speed of the planet. This speed covers 24 hours, because from noon of one day to noon of the next day are simply 24 hours. If it would be a matter of even hours things would be nice and easy. But, we have to measure at times to the second exact. It cannot be well done with plain arithmetics. We have to use logarithms for that work. Raphael's ephemeris contain in the back a Table of logarithms such as must be used to do the figuring down to the exact minute.

Before going into this work, however, we now find first out what the purpose of all this detailed work is.

When we make a horoscope for a certain moment we want to know the exact planetary positions in the heaven for that time; the sign,

the degree and minute at which the planet is located at that moment and the house it is posited.

To obtain this, the first thing to do is to figure out what is the time at Greenwich when the event happens. Because all planets' positions are figured for Greenwich and not for the place an event or a birth occurs, unless it happens to be just at Greenwich (London). Almanacs tell us that the time difference between London and New York is 5 hours, between London and Chicago it is 6 hours, between London and Mountain Time it is 7 hours; between London and Pacific Time it is 8 hours, between London and central Germany it one hour less; between London and Holland it is 20 minutes less.

Thus when it is 8 AM in New York, it is 1 PM in London. when it is 7 PM in San Francisco, it is 3 AM the following day in London. When it is 8 o'clock 1' 37" in London, then it is 9 o'clock 1' 37" Standard time in any part of Germany or Italy. When it is 9.20 PM daylight savings time in New York which equals 8.20 PM standard time (Eastern), then it is 1.20 AM in London etc.

Home work: this time affair should be practiced for all kinds of times of the day, especially for minutes, morning, noon and evening times; many a horoscope is made wrong by figuring the proportionate London time wrong.

Law: we always have to turn the time of the event wherever it occurred into London time (Greenwich mean time). Therefore, the event that occurred in our example at 9.1.37 AM on August 3rd 1901 15° East of Greenwich actually for our purpose occurred at 3.1.37 AM August 3rd at London (meaning London time). The New York event on May 17th 1937 at 9.20 PM Eastern daylight savings time occurred actually on May 18th 1937 at 1.20 AM in Greenwich time.

This must be understood and practiced, otherwise you walk into deep water...

Having once established the event in Greenwich time, it is very easy to figure out the planets' positions for that time, because the planets' positions are given for Greenwich at noon.

All we have to do now is to figure out how many hours and minutes we are away from noon. Taking our two examples, we find that the Aug. 3rd 1901 event occurred at 8 o'clock 1m 37s AM London.

Noon we now call:	11 o'clock 59 min. 60 seconds
we deduct	8 o'clock 1 min. 37 seconds
leaves	3 hours 58 min. 23 seconds.

The May 17th 1937 event occurred at 1.20 AM London.

Noon we call	11 o'clock 60 min.
we deduct	1 hour 20 min.
leaves	10 hours 40 min.

The first event occurred 3 h 58 m 23 s before noon London; the second event occurred 10 h 40 m before noon London.

This leaves the only question now open: How fast did the various planets travel during these periods? When we know that we simply deduct that motion from the noon positions as given in the ephemeris on that day ~~then~~ we have the exact minute position of the planets at the place of birth of the event. These are then entered into the chart.

We take recourse to the Logarithm Tables in the back of the ephemeris for the fast moving planets. For the slow ones we can figure that in our mind. This "mind figuring" is easy thus: 3 h 58 m 23 s is about 1/6 of one day (or of 24 hours). Thus in the first example we merely deduct from the noon positions of the 3rd (Aug. 01) 1/6 of the entire day's motion (the entire day's motion

has to be measured for each planet).

Therefore in our example for Aug. 3rd 1901 we find that the Sun travelled from noon Aug. 2nd til noon August 3rd (at Greenwich) from 9 Leo 27' til 10 Leo 25' or 58'. All we do is figure mentally 1/6 of that motion which amounts to a little less than 10'. We use 10' and deduct this amount from the noon position of August 3rd. We have to deduct because the event occurred before noon.

In case the birth occurred after noon, i.e. between noon and 12 hours later (midnight), we would add the calculated number of degrees and minutes to the noon position. When calculating planets positions we never use the time of the place of birth, but the time of birth expressed in Greenwich time as shown above. Thus we forget all about the moment of birth and just make believe the person was born in Greenwich. This is very important and must be clearly understood.

Therefore, coming back to our Sun in the Aug. 3rd example, we note from the ephemeris that the Greenwich noon position was on the 3rd 10. Leo 25. The Sun's motion from 8.1 AM til that noon amounted to 10 minutes as we figured. Thus, before the Sun reached the printed figure in the ephemeris she has an extra ten minutes (in arc) to go forward. Therefore the print shows ten minutes too much for our purpose and this we have to deduct: 10 Leo 25' less 10' equals 10 Leo 15'.

This is the exact position of the Sun that must be entered in the chart.

To the average student this work seems to be rather complicated and obtained in a round-about way. It has to be done and as far as I know this is the shortest way to get it. What we actually are trying for is to find the location of each planet in the heaven at the moment of birth as seen at the place of birth. The Sun as we found was at the moment of birth as seen from 15° East of Greenwich and at a Latitude of 48° North exactly in the sign of Leo on the 10th degree plus 15 min.

The next planet to locate is the Moon. We note that it travels from noon Aug. 2nd til noon Aug. 3rd seen from Greenwich from 5 Pi 49' to 19 Pi 51' or 14° 2'. The birth in Greenwich time occurred at 8 o'clock 1' 37" AM, or 3 hours 58' 23" before noon of the 3rd.

Question: How many degrees and minutes did the Moon travel in these 3 hours 58' 23"? when its speed in one day or 24 hours was 14° 2'? This cannot be figured mentally. We use for this calculation logarithms as mentioned above. There is nothing complicated about the use of these logarithms. (Look up Raphael's Ephemeris, last page). On the top we find numbers running from 0, 1, 2, 3, up to 15. These represent hours or degrees as you may need them. The speed of the moon is in our example 14 degrees 2 min. In that case we call these numbers degrees. The time of birth having occurred 3 hours 58' before noon, we use these same numbers for it and call them hours. On each side of the Table we find the minutes (belonging to the top row of hours or degrees). Therefore each degree and minute from 0 to 16 degrees or each hour and minute from 0 to 16 has its own proportional logarithm printed in the Table.

The rule is: to find the motion of a planet in a certain given time (in our case 3 hours 58') provided the speed in 24 hours (1 day) is known (we know it is 14° 2' by measuring it from the ephemeris), we add together the logarithms for the given values. The result obtained is the logarithm of the motion. From this logarithm we read off our value in degrees and minutes. A practical application explains it:

log 3 hours 58' is 7818

log 14 degrees 2 min. is 2330.

adding these two values together we get: 1,0148(log.)

When we now look into the log Table we find 1,0153 as the nearest value listed that belongs to a full degree and minute, i.e. 2° 19'. We may also call this value 2 hours 19 min., but we only deal in degrees at this moment and not in hours.

The answer is therefore: The Moon travels 2 degrees 19 minutes from 8.01 AM til noon on August 3rd 1901. Because the noon position is shown in the ephemeris, we simply deduct the 2° 19' from the noon position shown in the ephemeris of Aug. 3rd as 19 Pi 51' and obtain 18 Pi 32' as actually the position at birth of the native.

When we remember that 3 hours 58' is very close to 4 hours or 1/6 of a day, we also know that any planet whichever it is has to move forward or backward at least 6 minutes during the day (in 24 hours) so as to bring about a variation of 1 minute in 4 hours, so that any planet that moves less (in our example only, of course,) than 6 minutes per day, does not have to be changed at all, but simply its printed position in the ephemeris copied and entered into the chart.

In our example we note that Neptune moves in 24 hours only one minute; Uranus also one minute; Saturn moves 4 minutes; Jupiter moves 5 minutes backward. None of these needs to be changed or adjusted. We copy the value as of August 3rd 1901 at noon.

This gives us the following positions:

Neptune 0 Cn 28'; Uranus 13 Sag 2' R; Saturn 11 Ca 7' R;

Jupiter 4 Ca 23' R.

Usually we put R behind the degrees and minutes if a planet happens to be retrograde. When a planet is direct, i.e. moving forward, we do not state so, because it is understood. In the ephemeris however, when a planet turns from a retrograde position into direct position, this is defined by a capital D. The moment the planets becomes direct or retrograde is called the stationary position.

Make it a habit to put always the sign behind the value for each planet so as to save troubles. The writing into the chart should be done with a fine pen. The left half of the chart i.e. from the M.C. (Mid-heaven) down to the point opposite the M.C., called the Nadir (in Fig. #2 this point would be 27 Sagittarius) is entered by writing the planets values leftward; the right half of the chart is entered rightward. Looking over the charts will quickly show you what I mean by that.

The next planet to locate is Mars. It moves from 11 Li 33' to 12 Li 9' or 58'. Going 1/6 of a day's motion backward so as to reach 9 AM, we divide mentally 36:6 equalling 6'. Thus to place Mars correctly into the chart we simply deduct from the noon London position of Mars (12 Li 9') 6 minutes. This means that Mars at the moment of birth was at 12° 3' in the sign of Libra. There we enter it.

Supposing the birth would have been at 4 PM London time which also would have been 1/6 of a day, but after noon, we would add the 6 minutes found to the noon position as shown in the ephemeris.

Venus moves in our example from 4 Vi 30' to 5 Vi 43' or 1° 13'. We figure the motion for 4 hours mentally by turning the 1° 13' into minutes; equals 73 minutes; divide by 6 is 12'. Thus we deduct 12 minutes from the printed noon position of Venus of Aug. 3rd 1901 and have the birth position of Venus. 5 Vi 43 less 12 equals 5 Vi 31'. This is entered in the chart.

Mercury moves from 20 Cn 10' to 21 Cn 8' between Aug. 2nd and 3rd.

The difference is 58'; we remember that the Sun moved at the same speed and we just use the same value, i.e. 10' and deduct it from the noon position of Aug.3rd, because the event occurred before noon. This gives us the exact Mercury position at birth as 20 Cn 58'.

We must not forget the Moon's Node which moves on an average of 3 minutes per retrograde. It never moves forward. Its position on Aug.3rd is shown as 18. Scorpio 28'. No adjustment needed so we simply enter the noon position of London into our chart.

This is all that is to be known about figuring the planets.

Main rule: when a horoscope is to be made for a birth before noon London (after adjusting the local birth time to London Time) we deduct the movement the planet has to make until it reaches noon time's position. when the birth occurs after noon (birth time adjusted in London Time) we add the motion the planet has made since it passed the noon position which is printed in the ephemeris.

Second rule: Use logarithms when planets move rapidly such as we always have to do with the Moon. All other planets figure mentally.

Home work: several cases of your own choice should be worked out completely here so that you can do this forward and backward. Please do not proceed unless you are sure of how to do this.

step #3a: the actual placing of the planets in the chart.

In Fig.#4 I shall now place the planets as we found them through calculations above for the horoscope of native born Aug.3rd 1901.

We have seen that the rotation of the signs is always the same, going from Aries via Taurus, Gemini, Cancer, Leo, Virgo, Libra, Scorpio, Sagittarius, Capricorn, Aquarius and Pisces.

Due to the fact that we have to erect a horoscope at the place of birth and not at the Equator, therefore North or South of it a definite number of degrees and minutes, called latitude of the place, the length of one house compared to the other varies. If we would have a birth on the Equator, each house would be 30 degrees long. The further we are away with the birth from the Equator of our earth the bigger the discrepancy as to the size of the various houses. In that sometimes a house is only 18 degrees long and another may be 37 degrees long, we shall find that once in a while a whole sign of 30 degrees is going to fall or disappear completely in one house and on the cusp of such house we have say Taurus on one side and Cancer on the other. We seemingly miss Gemini all together. This means nothing. We know it is there, even though not indicated on the cusps of the house.

Such a seeming loss we shall not find with the methods as we shall employ. However, in order to not complicate matters too fast we begin to use the common, ordinary chart and this is the reason for the above explanation. I do not want any student to hunt for a sign, thinking that it was lost.

In Fig.#2 we find that the cusp of the 10th house is 27 Gemini and the cusp of the 11th is 2 Leo. There is the sign of Cancer hidden between. The sign's length is: 3 degrees of Gemini, 30 degrees of Cancer and 2 degrees of Leo, all told 35 degrees. On the opposite side, i.e. the 4th house which begins at 27 Sagittarius and ends at 2 Aquarius, we have the sign of Capricorn hidden. The length of that house is also 35 degrees. Note: opposite houses are of the same length.

In Fig.#3 we have a sign hidden between the 9th, respectively the 3rd house. The 9th contains Virgo, the 3rd, Pisces. The length of these houses are: from 24°45' Leo to 30 Leo equals 5°15'. This

30 Leo is, as we know, equal to 0 Virgo. Thus, we have 30 degrees in Virgo and 0°45' in Libra. Adding these value together we get 36°00' as the length of the house.

The 10th house of Fig. #3 is only 29°00' long. The 11th house is 22°00' long; the 12th house is 19°58' long; the first house is 34°03' long and the second house is 39°00' long.

These values as we found them here are entered on the outside of the chart for a purpose which will be explained later. Be very careful that you measure the distances right for each house. You only measure one side of the chart, because the same values must be used for the opposite houses. In Fig. #5 I have made a copy of Fig.#3 but inserted the size of the houses as mentioned. Do not place them somewhere else; we need all the space available for other details.

In the small charts, which we shall call single charts (Fig. #2, #3 and #4 are single charts against so-called double charts containing radix chart and progressed chart and against the five-fold charts which we shall treat later on as our main subject).

The small chart or single chart is as a rule a radix chart. This means the chart or horoscope for the moment of birth containing the visible positions of the planets and the houses as determined above. I call them visible because later on we shall find planetary positions which exist but which are invisible, it only seems that planets are at these spots (echo-reflex-mirror effect).

As we have seen some of the signs are hidden in a house. To make them appear (so that they are not overlooked), we mark on the outside the missing sign. This is merely for the purpose of identification for beginners. The experienced astrologers, of which I hope you become one gradually, knows that between Gemini and Leo there is Cancer hidden.

Do not fail to put the sign next to your value of the planet in the chart. This will prove to be a definite help later on when measuring distances. (see Fig. #4).

Kindly note that the old Raphael's ephemeris do not give you the position of Pluto due to its recent discovery. There is a small booklet out which gives Pluto's positions for 100 years every 30 days. This should be consulted for its position. In our Aug. example 1901 Pluto was then at 18.18 Gemini, moving direct.

This is all we have to know to erect a birth chart, provided the time of birth is known. In case we do not know the time, we make the chart for 0 degree Aries on the ascendant; this brings on the cusp of the second house 0 Taurus, on the cusp of the third house 0 Gemini.

In a later part we shall find how to go about to rectify the same and detect the moment of the birth.

The planets in that case cannot be adjusted neither as we did in our example of Aug.3rd 1901. We simply take the noon position of London of that day in question and enter them temporarily. Supposing we would not know the definite minute of birth in our example of Aug.3rd 1901 our temporary, tentative chart would look like fig.#5a.

Before proceeding further, dear student, by all means master this first lesson. What follows becomes much more complicated and difficult so that you are liable to give up.

Lesson II  
The calculation of the mundane chart

12  
12.9 = 10 { 0004

After I studied book astrology for a while placing special attention to financial astrology, I soon found out that even though I have a lot of aspects in a radix and progressed chart that bring about changes in the market or when studying a personal horoscope, these two charts bring forth plenty of events for the person, I tried to find additional points whereby changes "of trend" could be discovered. In a German text I found mention of sensitive points. I tested them, but they proved n.g. when one day it dawned on me that the law of "fata morgana" may be helpful. I studied up on my physics, particularly optics, the law of "echoes", of reflex actions etc. All these ideas have been used to make up the next three charts that follow here presently. They are produced solely from the radix chart of ~~the~~ of the birth moment. The mundane chart, the first one we shall produce, is made the following way:

Step #1: Divide your twelve houses into 3 equal parts each. In Fig. #5 we have entered on the outside the length of each house already. These values we now divide by 3 each. Therefore, the 10th house, being 29° 0' long has three parts of 9° 40' each, because 3 times 9.40 equals 29 degrees. The 11th house is 22 degrees long; each third part or "decan" is therefore 7° 20' long. The 12th house is 19° 58' long and therefore each one third part or decan is 6° 39' long. The first house extends 34° 2'; thus one decan equals 11° 31'. The second house is 39 degrees length and one decan is 13° 0' long. The third house is 36 degrees long and one decan is 12 degrees long. The other houses are of the same length as the one lying opposite and so are the respective decans.

In Fig. 6 we illustrate this. I speak here about decans. Decan actually means 10. In a chart that is made on the Equator or in a chart that is made for 0 Aries each house is 30 degrees long, of the same length as a sign. One third of such a house is actually 10 degrees long and thus deserves the regular name of "decan". What we call a decan is something similar in effect, i.e. it is a three part division of a house; but our houses are of different length and thus our decans vary in length. A natural decan has 10 degrees. We need this value presently.

Let us for the sake of distinction call our decans which we just analyzed "radix decans" and the others natural decans.

Under "mundane" we understand something that begins with 0 Aries. A mundane horoscope begins with 0 Aries on the Ascendant, each house being 30 degrees long, each decan (3 to a house) 10 degrees. Fig. #7. Some astrology books teach you about so-called mundane horoscopes but they actually are not mundane horoscopes as you shall soon find out. In a mundane horoscope we have to proportion the radix values into the houses. For example, in our sample horoscope, we find Venus radical at 5.31 Virgo. Therefore by mundane position this Venus belongs into the 6th house, because Virgo is 6 signs away from Aries. Mars by radix position is in Libra in the first house (radix horoscope). Libra, however, is 8 signs away from Aries and therefore Mars by mundane position belongs into the 7th house. (Fig. #8)

The only question that remains now is: where do you place it in that house? We cannot place for example Mars which by radix position is at 12.3 Libra into the 7th house of the chart, that is extending from 27.27 Pisces to 22 Aries any old way. We must proportion the distance from either the cusp or from a decan.

The procedure is as follows:

A natural decan begins at 0 degree or at 10 degrees or at 20 degree

and ends 10 degrees further away. Now, in our example the radix Venus is at 5.31 Virgo. This means it is 5.31 away from the natural decan that extends from 0 Virgo to 10 Virgo.

Our radix Mars is at 12.3 Libra. This means it is 2° 3' away from the natural decan that begins at 10 Libra and ends at 20 Libra.

Our radix Mercury is at 20.58 Cancer. This means it is 0° 58' from the natural decan that extends from 20 Cancer to 30 Cancer (the latter is equal to 0 Leo).

The radix ascendant is at 27.27 Virgo. Thus it is 7° 27' away from the decan that begins at 20 Virgo and extends to 30 Virgo (the latter being equal to 0 Libra).

In as much as we have divided all our houses into threeequal parts, we have to try to proportion these values into the parts we created for that purpose.

Here is the equation to obtain the values:

As the size of a natural decan is to the size of a radix decan::

so is the distance a planet is away from a natural decan cusp to X.

X is the unknown quantity. In numbers the equation look like this:

(Using Venus radix to put into mundane position)

$$\frac{10^{\circ}}{8^{\circ}9'} = \frac{5^{\circ}31'}{x}$$

10 degrees is the size of the natural decan; 8° 9' is the size of the radix decan wherein it has to go, i.e. 1/3 of the 6th house which begins at 3 Pisces and ends at 27.27 Pisces. 5.31 is the distance Venus is away from a decan cusp (in this case the lower decan cusp is 0 Virgo and from 0 Virgo to 5.31 Virgo are 5° 31'). X is the value we need. After we find it we add this value to the first cusp of the 6th house (to 3 Pisces). We use the first cusp because in the radix position over in the 12th house Venus was measured from the first cusp also( from 0 Virgo).

To complete the equation above we proceed to solve it by saying:

10 degrees equal 600 minutes; 8° 9' equal 489 minutes; 5° 31' equal 331 minutes and substitute these values for the others, thus:

$$\frac{600}{489} = \frac{331}{x}; \text{ by switching } x \text{ to the left and the other values to the right we get: } x = 331 \text{ times } 489 \text{ divided by } 600.$$

This formula must be strictly followed with each planet and substitutes or short cuts should not be attempted.

$$\text{This gives us: } 331 \times 489 = 161859. \\ 161859 : 600 = 269.$$

Because we have turned everything into minutes, this last figure also represents minutes. Now we turn this value back into degrees by dividing it by 60. This gives us: 4° 29'.

This value represents the distance of Venus mundane from the cusp of the 6th house (3 Pisces). Adding this value to 3 Pisces we obtain 7° 29' Pisces as the final value and there we enter the planet as being its mundane position. (Fig. #8)

The same way we do with all the other planets, including the

the Ascendant and also the Mid-heaven and the Node.  
 It is not in the realm to make all the planets for you by mundane position else there would be nothing to do for you. I shall make two more positions to help you. The others are merely figured and entered correctly so that you may work them yourself and compare the final figure to see whether you did it right. Patience and care is necessary. To make one complete 5-fold horoscope takes me about 2½ days solid work. If it takes you 3 days to start with you are doing as good as can be expected. After a while things should go faster.  
 Example #2. We take the Ascendant, which we find at 27.27 Virgo. By mundane position it has to fall into the 6th house, ergo between 3 Pisces and 27.27 Pisces. Because 27.27 Virgo is in the third decan (the third decan extends from 20 to 30 Virgo), it must fall by mundane position also in the third decan, which extends from 15°18' Pisces to 27°27' Pisces. This we always have to define first before we do the figuring. The length of the decan it has to come into is 8°9'.

Proportion: 10: 8.9 = 7.27: x; turned into minutes we get:

$$600 : 489 = 447 : x;$$

$$x = 447 \text{ times } 489 \text{ divided by } 600;$$

$$x = 218583 : 600;$$

$$x = 3643. \text{ This value represents minutes.}$$

Turning them into degrees, we get: 3643: 60 equals 6°43' minutes.

Therefore the mundane Ascendant is 6°43' away from the third decan of Virgo mundane. The third decan of Virgo mundane begins at 19°18' Pisces radix. When adding both values we get 26°01' Pisces and its mundane position and we enter it there in the ring specially prepared for mundane positions (marked at the Ascendant with "M").

The final big chart contains on the inside (figured each time) the size of each mundane decan house. This does away with a lot of extra work. Each house must be figured singly and none missed. Some of the values you may not need because no planet happens to fall in certain houses in individual horoscopes, but that is of little importance. We also mark on the inside the Zodiac as it has to be for mundane positions, so that a mere look at the map tells you where a certain radical planet belongs by mundane position. All these things are done to prevent errors. You will soon find out that when you make one error it carries right through the entire map, because one thing is built upon the other. I cannot emphasize enough to go over each calculation twice or even three times to see whether it is correct. I myself have been making certain horoscopes twice from beginning to end due to a slight error in the early part of the work which cannot be rectified any other way but by making a brand new chart. When dividing the houses into 3 parts be careful to have your cusps correct. In case a minute is left over in that division make one decan a minute shorter.

Angles of planeta cast towards the ascendant are especially strong. In case the Ascendant is incorrect or only correct to within one degree, all the other Ascendants, the mundane ascendants and the two other which we shall bring forthwith are also wrong by the proportionate amount. The dates of the events must become wrong too and a lot of troubles ensue.

Please take notice that at the places where we put the mundane planets there are actually no planets located there. Thus the irritations that are produced at these spots are reflex effects originating from the radix birth planets. The actions are the same as if we had planets at these places and this is sufficient for our work.

Home work: Make several mundane charts complete before going further into the subject. Lesson three deals with entirely different phenomena and have no connection with these calculations whatever.

Lesson III  
 The radix mirrored Chart ( RM)

Fig. # 9 shows the procedure we use. I have discovered that when a planet is placed somewhere in the heaven then it will reflect or mirror in some other definite part of the heaven. This is dependent upon the distance the planet is away from 0 degree Aries. The reflex is always complementary to 30 degrees. For example a planet by radix position situated at 4°50' Aries reflects at 25°10' in the sign of Virgo, because 4.50 plus 25.10 equal 30. A planet at 14.59 Cancer reflects at 15.01 Gemini, because 14.59 plus 15.01 equal 30 degrees. The reflections occur as follows:

the sign of Aries	reflects in	Virgo
Taurus		Leo
Gemini		Cancer
Cancer		Gemini
Leo		Taurus (Fig.10)
Virgo		Aries
Libra		Pisces
Scorpio		Aquarius
Segittarius		Capricorn
Capricorn		Segittarius
Aquarius		Scorpio
Pisces		Libra

but always complementary to 30.

Thus	1 degree	reflects in	29 degrees
	2 "		28 "
	3 "		27 "
	4 "		26 "
	5 minutes	reflect in	55 minutes
	10 "		50 "
	20 "		40 "

etc.  
 You may make yourself a complete Table of reflections if desired. When you get a little used to the work you do it completely mentally. To take a few examples of our horoscope Fig.#2, we have the following reflex positions of the radix chart:  
 Sun radix 10.15 Leo reflects by radix mirrored position in 19.45 Taurus; Ascendant radix of 27.27 Virgo reflects by radix mirrored position at 2.33 Aries. Mars radix at 12.3 Libra reflects at 17.57 Pisces by radix mirrored position, etc.

Figure out all the other mirrored positions and see if they are



done right (without looking at them first where they are placed).

#### Lesson IV

##### The mundane mirrored chart

This chart is of equal importance as all others. It gives the reflex positions of the mundane chart which we have figured out before. We use the same rules as with the radix mirrored chart, only instead of using the radix positions we take the mundane positions of the planets. The reflections fall in the same signs as shown and they are also complementary to 30. No difference at all exists in the work. But we obtain 13 additional positions of planets. These positions act or react as if radix planets would be at their places. Thus do not belittle mirrored positions.

#### Lesson V

##### The progressed chart

The natal or radix chart gives us the exact positions of the planets as existing at the moment of birth. The mundane chart, the radix-mirrored and the mundane mirrored are all produced from the radix chart. This is why the greatest care must be exercised to have it correct. The progressed chart has nothing in common with all the above mentioned charts. The production of a progressed chart is comparatively easy. It must be made each year for the birth day and for the exact minute of that birth day when one was born. Thus in our example the progressed chart for August 3rd 1901 at 8.01.37 A.M. local time 48 NO, 15 East is therefore made each year 1937, 1938, 1939 etc for August 3rd, 8.01.37 A.M. However, we always turn this time over into Greenwich as shown before.

In the chapter where I treated the time adjustment due to births occurring at other places than Greenwich I missed explaining the following: Eastern Standard Time is 5 hours from Greenwich and based upon the 75th Meridian West of Greenwich; Central Time is based upon the 90th degree West of Gr., Mountain Time upon the 105th degree and Pacific Time upon the 120th degree West of Greenwich. As we can see each degree West of Gr. causes a variation in time of 4 minutes, to be adjusted. Now, in that the rough adjustment for all places in the Eastern States is 5 hours (London noon equals 7 AM Eastern Standard Time, or noon New York equals 5 PM London) is based upon the 75th Meridian, we have to look up carefully where and at which degree West or East of Greenwich our place of birth is located. Supposing it is located on the 79th Meridian. We then would use the 75th and adjust the 4 extra degrees at the rate of 4 minutes per degree, i.e. the time difference would be instead of 5 hours actually 5 hours and 16 minutes. Assuming someone was born at 9.14 PM on a certain day on the 88th Meridian West. This would mean roughly 6 hours away from London. However, to be correct, we say: 88 degrees times 4 min. equal 352 minutes or 5 hours 52 minutes from London. Therefore, to get the corresponding London Time for which the horoscope is to be made, we add these 5 h 52 min. to the 9 h 14 min and obtain 15 h 6 min. after noon of the day of birth or 3 h 6 min. A.M. of the next day in London. And it is upon that time the horoscope is erected.

This is important and should be practised on examples.

In order to make a progressed chart we use one day of the ephemeris as equalling one year of the person's life. Tests with other methods have gone sour. They may be alright to play with but not when one tries to get results.

We do not use transits in our work and we do not use any orbs. Therefore when we make a progressed chart for the native born Aug. 3rd 1901 say for 1928, we figure how many days have actually passed from August 3rd on and call August 3rd 1901: zero. August 4th would be one year, 5th would be two years, 15th would be 12 years or 1913, 20th of August would be 17 years or 1918; 30th of Aug. 1901 would be 27 years or 1928. This is the day we have to use to erect a progressed horoscope for that native. We proceed the same way as we did when we erected the radix chart. We know the native was born at 8.01 AM London time or 3 hours 59' before noon. Therefore, we consult our ephemeris for August 30th 1901, go back with each planet 3 hours 59' in its motion and obtain the actual positions for the progressed birth day, August 30th 1901 at 9.01 AM his local birth time and this is giving the positions for August 3rd of that year 1928.

To give an example, we figure the Moon for that day and moment. The result will be the actual progressed position of the Moon for August 3rd 1928, or for the day the native was 27 years old to the day.

Moon noon Greenwich August 30th 1901 15 Pisces 6'.  
Moon's motion from Aug. 29th noon to Aug. 30th noon 1901 14°16'.

log 14°16' = 2259  
log 3 h 59' = 7800  
log 1,0059 = 1°55'. (all this is obtain from the log. Tables on the last page of Raphael's ephemeris)

Therefore, we have to deduct 1.55 from the noon position at Greenwich as given in the ephemeris of Aug. 30th 1901.

15 Pisces 06'  
less 1 degree 55'

13 degrees 11 minutes Pisces is the actual progressed position of the Moon when the native is 27 years 0 days old.  
Note: I have used the log of 3 hours 59' this time, against the original log of 3 h 58'. Either one may be used, because the value 9 h 01' 37" falls between 01 and 02'.

For very fine work we may interpolate this value and take the proportionate average advance in the logarithm that would amount to the 37" in question. However, for practical work I do not do this.

On the date the native becomes 36 years old we have to use the planetary positions as of September 8th 1901 properly adjusted. This does occur on August 3rd 1937. We now shall figure the complete planetary positions for that day for the moment of birth, 8.01 AM London adjustment.

3 h 59' is again 1/6 of a day of 24 hours.

	Sun	Moon	Nept.	Uranus	Saturn	Jupiter
Sept. 7th	14 Vi 8'	9 cn 01'	1 Cn 17	12 Sa 59	9 Ca 49R	3 Ca 19
Sept. 8th	15 Vi 7'	22cn32'	1 Cn 18	13 Sa 00	9 Ca 49R	3 Ca 20
	Mars	Venus	Mercury	Node	Asc.**	M.C.**
Sept. 7th	4 Sc 27 18	Li 3	23 Vi 33	16 Sc 37	25Li 25	2 Lec
Sept. 8th	5 Sc 7 19	Li 15	25 Vi 18	16 Sc 34	26 Li 10	3 Lec

\*\* How the progressed ascendant was obtained also the MC will be shown later.

Figuring the individual planets we proceed as follows:

Motion of Sun from 9/7 to 9/8 is 59'. We may do it mentally by taking 1/6 of this motion, i.e. 10' and deduct this value from the noon position of Sept. 9th, which gives us then 14°57' Virgo. We do it also with logarithms:

log 59 minutes 1,3875  
log 3 hours 59 min. 7300  
(add always) 2,1675.

nearest full minute shows in the Table 10 minutes. Because the event is before noon we deduct; if it would have been after 12 noon, we would add this value to the noon position of that day.

The answer is: the Sun's position of the return of the birth day in the year 1937 is 14 Virgo 57'

Moon: Motion in the 24 hours in question (9/7 to 9/8) is 13 degrees 31'. Log 13.31 = 2498  
Log 3h59' = 7300

(always add) 1,0293 or 2°15'.  
22 Cr 32' less 2°15' is 20°17' Cancer. This is the Moon's position on August 3rd 1937 for the native's progressed horoscope.

Neptune is just taken as shown in the ephemeris because its motion is just one single minute and no adjustment can be made for that.

Neptune progressed: 1 Cancer 18'  
The same is true with Uranus, Saturn and Jupiter which are just taken from the ephemeris.

Mars: Motion per day (i.e. from 9/7 to 9/8) 40 minutes. 1/6 is 7'. 5 Scorpio 7' less 7' leaves the position for the moment of progressed birth for the native as 5 Scorpio 0'.

Let us do the same figuring with logarithms:  
log 40 min. 1,5563  
log 3 h 59' 7300  
2,3363; this log equals 7'.

Venus: moves that day 1°12' or 72 minutes; 1/6 of this is 12'. This value we deduct from the noon position of Sept. 8th 1901 as shown in the ephemeris and get: 19 Li 3'; this is then the exact progressed position for the natives horoscope.

Mercury: moves from 23 Vi 33' to 25 Vi 18' or we say:

24 Vi 75' (borrowing one degree from the 25)  
less 23 Vi 33'  
1 42'

as motion for that day. This is equal to 105' 1/6 of that is 18'. This value we deduct from the Greenwich noon position of Sept. 8th 1901 and have then the progressed position of Mercury. This is 25 Vi 0'. We can do the same thing with logs.

The node is as found in the ephemeris 16 Scorpio 34'. Now as to the progressed ascendant and M.C. (Mid heaven) which we must not forget to figure, we simply take the Table of houses for the place of birth (the latitude) and call the sidereal time column for the moment of birth our 0 point. Each subsequent column represents one year in the life of the native. We then count up in our example 36 columns (i.e. 36 years) and read off the progressed Ascendant and the progressed Mid-heaven. As to adjustments for time (for 8.01 AM instead of noon Greenwich) we do not have to bother because this birth moment was figured correctly in sidereal time and therefore requires no adjustment. However, a small adjustment some other way is required. We know that the printed sidereal time in the Table of houses and the Ascendant belonging to the printed

sidereal time is usually not the absolute exact value that rises. Now, supposing in our original calculation of the rising sign we were off key in 1 minute and 24 seconds; we will then be off key the very same amount for the progressed position. In our example for Aug. 3rd 1901 we have an actual printed ascendant 27.35 Virgo. Our ascendant was adjusted to 27.27 Virgo. This makes us 8 minutes out of the way on the down-side. Therefore, in the progressed positions each year we will be off 8 minutes. Therefore, our printed ascendant for 1937 shows 28.19 Libra. Taking off 7 minutes gives us the correct Ascendant as 28 Libra 10 minutes. This is the progressed ascendant on August 3rd 1937 for the native. The Mid-heaven is done the same way.

In order that you can get the Mid-heaven absolutely correct I shall give you here a Table which shows the exact Mid-heaven from 5 minutes to five minutes that belongs to the sidereal time set next to the values. The value of the M.C. is the same for any latitude, whether you are born in NY or in Greenland, a definitive sidereal time gives one and the same Mid-heaven. Supposing your sidereal time of birth happens to be between two of these values all you have to do is to proportion the longitude of the Mid-heaven. Supposing a certain horoscope has a sidereal time of 4 hours 3 minute 20 seconds: our values given in the Table below show:

sidereal time for 4 hours 0 min. is an M.C. of 2 Ge 5'  
" " " 4 hours 5 min. is an M.C. of 3 Ge 17'

in this case the motion of the mid-heaven is 1°12' with a sid. time motion of 5 minutes. Therefore we say:

in 5 minutes or 300 seconds the M.C. moves 72 minutes.

in 3 minutes 20 seconds or 200 seconds the M.C. moves x minutes.

equation:

300 seconds : 72 minutes :: 200 seconds : x;  
x = 200 times 72 divided by 300;  
x = 14400:300  
x = 48 minutes.

This value represents the advance of the Mid-heaven in longitude measured from the lower value given (in this case from 2 Ge 5'). Therefore: 2 Ge 5' plus 48 min. gives the actual M.C. at 2 Ge 53'. We have to go through this work in order to get our M.C. correct to the minute, else all our proportioning for M, RM, and MM positions would be off and results would be very poor.

I did not mention this before because it would have confused too much in the earlier part of this work. Another thing which I did not mention on purpose but which must be known to get calculations right is this: when we find planets moving retrograde during days for which we cast horoscopes, we have to add the adjusted value if London time for birth is before noon and add this value to the ephemeral position if the event falls after noon. The reason is obvious. Rough example: Supposing in our test case Aug. 3rd 1901, Mars might be moving retrograde on the day of birth. Assuming that on the 2nd of Aug. it is at 23.41 Pisces and on the 3rd at 23.07 Pisces. Then its motion for these 24 hours would be 34 minutes backward. Now, in as much as the birth occurred before noon 3 h 59' or 1/6 of that day, the motion of Mars in these 4 hours would be 6 minutes backwards. So that our noon Aug. 3rd 1901 position at 23.07 Pi requires the addition of these 6 minutes and the actual birth position of Mars would have been 23.13 Pi. If the birth supposing occurred at 8 PM London adjusted time (being 1/3 of a day) the increment covering the 8 hours would be 11 minutes. In this case would have to deduct these 11' from 23.07 Pi and we would have 22. 56 Pi as the birth position of Mars.

Permanent Table for the Mid-heaven for any  
Latitude North and the corresponding sidereal  
Time; the latter from 5 minutes to 5 minutes.

Sid. T.	M. C.	Sid. T.	M. C.	Sid. T.	M. C.
0 h 0 m	0 Ar 0m	4 h 20m	6Ge 50m	8 h 40m	7Le 35m
0 h 5 m	1 Ar 22m	4 h 25m	6Ge 1m	8 h 45m	8Le 45m
0 h 10m	2 Ar 43m	4 h 30m	6Ge 11m	8 h 50m	10Le 3m
0 h 15m	4 Ar 5m	4 h 35m	10Ge 22m	8 h 55m	11Le 17m
0 h 20m	5 Ar 27m	4 h 40m	11Ge 32m	9 h 0m	12Le 32m
0 h 25m	6 Ar 48m	4 h 45m	13Ge 42m	9 h 5m	13Le 47m
0 h 30m	8 Ar 10m	4 h 50m	13Ge 52m	9 h 10m	15Le 3m
0 h 35m	9 Ar 31m	4 h 55m	15Ge 2m	9 h 15m	16Le 17m
0 h 40m	10 Ar 53m	5 h 0m	16Ge 11m	9 h 20m	17Le 33m
0 h 45m	12 Ar 14m	5 h 5m	17Ge 21m	9 h 25m	18Le 49m
0 h 50m	13 Ar 7m	5 h 10m	18Ge 30m	9 h 30m	20Le 5m
0 h 55m	14 Ar 56m	5 h 15m	19Ge 39m	9 h 35m	21Le 22m
1 h 00m	16 Ar 17m	5 h 20m	20Ge 49m	9 h 40m	22Le 39m
1 h 5 m	17 Ar 37m	5 h 25m	21Ge 58m	9 h 45m	23Le 56m
1 h 10m	18 Ar 58m	5 h 30m	23Ge 7m	9 h 50m	25Le 13m
1 h 15m	20 Ar 18m	5 h 35m	24Ge 16m	9 h 55m	26Le 31m
1 h 20m	21 Ar 38m	5 h 40m	25Ge 25m	10 h 00m	27Le 49m
1 h 25m	22 Ar 58m	5 h 45m	26Ge 34m	10 h 5m	28Le 7m
1 h 30m	24 Ar 18m	5 h 50m	27Ge 42m	10 h 10m	0 V122m
1 h 35m	25 Ar 37m	5 h 55m	28Ge 52m	10 h 15m	1 V144m
1 h 40m	26 Ar 57m	6 h 0m	0Cn 0m	10 h 20m	3 V1 4m
1 h 45m	28 Ar 16m	6 h 5m	1Cn 9m	10 h 25m	4 V1 23m
1 h 50m	29 Ar 34m	6 h 10m	2Cn 18m	10 h 30m	5 V142m
1 h 55m	0 Ta 53m	6 h 15m	3Cn 28m	10 h 35m	7 V1 2m
2 h 00m	2 Ta 11m	6 h 20m	4Cn 35m	10 h 40m	8 V122m
2 h 5 m	3 Ta 29m	6 h 25m	5Cn 44m	10 h 45m	9 V142m
2 h 10m	4 Ta 47m	6 h 30m	6Cn 53m	10 h 50m	11 V1 2m
2 h 15m	6 Ta 4m	6 h 35m	8Cn 2m	10 h 55m	12 V122m
2 h 20m	7 Ta 21m	6 h 40m	9Cn 11m	11 h 0m	13 V143m
2 h 25m	8 Ta 38m	6 h 45m	10Cn 20m	11 h 5m	15 V1 4m
2 h 30m	9 Ta 55m	6 h 50m	11Cn 30m	11 h 10m	16 V125m
2 h 35m	11 Ta 11m	6 h 55m	12Cn 39m	11 h 15m	17 V146m
2 h 40m	12 Ta 27m	7 h 0m	13Cn 49m	11 h 20m	19 V1 7m
2 h 45m	13 Ta 43m	7 h 5m	14Cn 58m	11 h 25m	20 V139m
2 h 50m	14 Ta 58m	7 h 10m	16Cn 8m	11 h 30m	21 V150m
2 h 55m	16 Ta 13m	7 h 15m	17Cn 18m	11 h 35m	23 V112m
3 h 0m	17 Ta 29m	7 h 20m	18Cn 28m	11 h 40m	24 V133m
3 h 5 m	18 Ta 43m	7 h 25m	19Cn 38m	11 h 45m	25 V155m
3 h 10m	19 Ta 57m	7 h 30m	20Cn 48m	11 h 50m	27 V117m
3 h 15m	21 Ta 11m	7 h 35m	21Cn 58m	11 h 55m	28 V138m
3 h 20m	22 Ta 25m	7 h 40m	23Cn 10m	12 h 0m	0 L1 0m
3 h 25m	23 Ta 38m	7 h 45m	24Cn 21m	12 h 5m	1 L1 22m
3 h 30m	24 Ta 51m	7 h 50m	25Cn 32m	12 h 10m	2 L1 43m
3 h 35m	26 Ta 4m	7 h 55m	26Cn 43m	12 h 15m	4 L1 5m
3 h 40m	27 Ta 17m	8 h 0m	27Cn 54m	12 h 20m	5 L127m
3 h 45m	28 Ta 30m	8 h 5m	29Cn 6m	12 h 25m	6 L148m
3 h 50m	29 Ta 42m	8 h 10m	0Le 18m	12 h 30m	8 L110m
3h 55m	0 Ge 55m	8 h 15m	1Le 30m	12 h 35m	9 L131m
4 h 00m	2 Ge 17m	8 h 20m	2Le 43m	12 h 40m	10 L153m
4 h 5m	3 Ge 5m	8 h 25m	3Le 56m	12 h 45m	12 L114m
4 h 10m	4 Ge 28m	8 h 30m	5Le 9m	12 h 50m	13 L135m
4 h 15m	5 Ge 39m	8 h 35m	6Le 22m	12 h 55m	14 L156m
				13 h 0m	16 L117m

Sid. T.	M. C.	Sid. T.	M. C.	Sid. T.	M. C.
13 h 5m	17 L1 37m	17h 45m	26Sa 34m	22h 25m	4 P1 23m
13 h 10m	18 L1 58m	17h 50m	27Sa 42m	22h 30m	5 P1 42m
13 h 15m	20 L1 18m	17h 55m	28Sa 51m	22h 35m	7 P1 2m
13 h 20m	21 L1 33m	18h 0m	0Ca 0m	22h 40m	8 P1 22m
13 h 25m	22 L1 58m	18h 5m	10a 9m	22h 45m	9 P1 42m
13 h 30m	24 L1 18m	18h 10m	20Ca 18m	22h 50m	11 P1 2m
13 h 35m	25 L1 37m	18h 15m	30Ca 26m	22h 55m	12 P1 22m
13 h 40m	26 L1 57m	18h 20m	40Ca 35m	23h 0m	13 P1 43m
13 h 45m	28 L1 16m	18h 25m	50Ca 44m	23h 5m	15 P1 4m
13 h 50m	29 L1 34m	18h 30m	60Ca 53m	23h 10m	16 P1 27m
13 h 55m	0 Sc 53m	18h 35m	80Ca 2m	23h 15m	17 P1 46m
14 h 0m	2 Sc 11m	18h 40m	90Ca 11m	23h 20m	19 P1 7m
14 h 5m	3 Sc 29m	18h 45m	100Ca 21m	23h 25m	20 P1 29m
14 h 10m	4 Sc 47m	18h 50m	110Ca 30m	23h 30m	21 P1 50m
14 h 15m	6 Sc 4m	18h 55m	120Ca 39m	23h 35m	23 P1 12m
14 h 20m	7 Sc 21m	19h 0m	130Ca 49m	23h 40m	24 P1 33m
14 h 25m	8 Sc 38m	19h 5m	140Ca 58m	23h 45m	25 P1 55m
14 h 30m	9 Sc 55m	19h 10m	160Ca 8m	23h 50m	27 P1 17m
14 h 35m	11 Sc 11m	19h 15m	170Ca 13m	23h 55m	28 P1 38m
14 h 40m	12 Sc 27m	19h 20m	180Ca 28m	24h 0m	0 Ar 0m
14 h 45m	13 Sc 43m	19h 25m	190Ca 38m		
14 h 50m	14 Sc 58m	19h 30m	200Ca 48m		
14 h 55m	16 Sc 13m	19h 35m	210Ca 58m		
16 h 0m	17 Sc 28m	19h 40m	220Ca 10m		
15 h 5m	18 Sc 43m	19h 45m	240Ca 21m		
15 h 10m	19 Sc 57m	19h 50m	250Ca 32m		
15 h 15m	21 Sc 11m	19h 55m	260Ca 43m		
15 h 20m	22 Sc 25m	20h 0m	270Ca 55m		
15 h 25m	23 Sc 33m	20h 5m	280Ca 6m		
15 h 30m	24 Sc 51m	20h 10m	0Aq 13m		
15 h 35m	26 Sc 4m	20h 15m	1Aq 30m		
15 h 40m	27 Sc 17m	20h 20m	2Aq 42m		
15 h 45m	28 Sc 29m	20h 25m	3Aq 56m		
15 h 50m	29 Sc 42m	20h 30m	5Aq 9m		
15 h 55m	0 Sa 54m	20h 35m	6Aq 23m		
16 h 0m	2 Sa 5m	20h 40m	7Aq 35m		
16 h 5m	3 Sa 17m	20h 45m	8Aq 49m		
16 h 10m	4 Sa 28m	20h 50m	10Aq 3m		
16 h 15m	5 Sa 39m	20h 55m	11Aq 17m		
16 h 20m	6 Sa 50m	21h 0m	12Aq 32m		
16 h 25m	8 Sa 1m	21h 5m	13Aq 47m		
16 h 30m	9 Sa 12m	21h 10m	15Aq 2m		
16 h 35m	10 Sa 22m	21h 15m	16Aq 17m		
16 h 40m	11 Sa 32m	21h 20m	17Aq 33m		
16 h 45m	12 Sa 42m	21h 25m	18Aq 49m		
16 h 50m	13 Sa 52m	21h 30m	20Aq 5m		
16 h 55m	15 Sa 2m	21h 35m	21Aq 23m		
17 h 0m	16 Sa 11m	21h 40m	22Aq 39m		
17 h 5m	17 Sa 21m	21h 45m	23Aq 56m		
17 h 10m	18 Sa 30m	21h 50m	25Aq 13m		
17 h 15m	19 Sa 40m	21h 55m	26Aq 31m		
17 h 20m	20 Sa 49m	22h 0m	27Aq 49m		
17 h 25m	21 Sa 59m	22h 5m	29Aq 7m		
17 h 30m	23 Sa 7m	22h 10m	0Pi 26m		
17 h 35m	24 Sa 16m	22h 15m	1P1 44m		
17 h 40m	25 Sa 25m	22h 20m	3P1 4m		

In our case the sidereal time was 5 h 46' 09". The nearest sidereal time in our Table shows 5 h 45' and the M.C. belonging to it shows 26 Ge 34'. Our sidereal time is actually 1 minute 09 seconds further or 69". The motion of the M.C. during the sidereal time motion of 5 minutes (from 5 h 45' to 5 h 50') was 1°09' or 68 minutes. The 5 minutes equal 300 seconds. We try to find the motion in M.C. during the sid. time motion of 1°09'.

The equation we have to use now is as follows:

$$300 : 69 :: 68 : x \quad (x \text{ is the value we are looking for})$$

$$x = 68 \text{ times } 69 \text{ divided by } 300;$$

$$x = 4692 : 300;$$

$$x = 16 \text{ minutes.}$$

Therefore, the M.C. instead of being at the moment of birth at 26 Ge 34m, which equals a sid. Time of 5 h 45', is at 26 Ge 50' i.e. 16 minutes further, due to the birth sidereal time being 5 h 46'09". This is the radix adjusted M.C. from which all the other positions must be figured and even the 10th house has to be divided from in three parts, also the 9th, 3rd and 4th house. Therefore a straight copying of the M.C. (or as marked in the ephemeris "10") is not advisable, else results become mediocre.

The progressed M.C. which we are actually looking for here is found very easily. We call 5 h 45 m equal to the M.C. at birth at 26 Ge 34m (unadjusted) as being 0 years of the native. From here on each year of the native's life is equal to 4 minutes further in sid. time. Therefore, in our example, natal sid. time was 5 h 46' 09"; this equalled Aug. 3rd 1901. The sid. Time for Aug. 3rd 1902, when the native was one year old, was 5 h 46'09" plus 4' or 5 h 51'09". When the native was 20 years old, i.e. Aug. 3rd 1921, the progr. sid. time was 5 h 46'09" plus 20 times 4 minutes or 80 minutes to be added. Result: 7 h 16'09". The necessary adjustment for the M.C., the one we are looking for must be made each time, of course, as shown in the example above, a little bit in variance, however, because our Table is made for each 5 minutes and not for each 4 minutes and we merely take the nearest sid. time of the Table and adjust it. For 1937, Aug. 3rd we have to add to the original sid. time 36 X 4 min. or 144 minutes which is 2 degrees 24 minutes.

Thus: 5 h 46 m 09 sec. plus 2 degrees 24 min. equals 8h10'09". Our Table shows actually 8 h 10 and the M.C. for same 0 Leo 18 min. This has to be entered into the progressed horoscope.

This completes the rules of how to make the progressed horoscope, in fact it completes the rules of how to make all the five horoscopes. The first one was the radix, the second one the mundane, the third one the Radix-mirrored, the fourth one the mundane mirrored and the fifth, the progressed. We incorporate all of them into one big horoscope which has five rings. The outer ring is used for the progressed horoscope which is changed every year. The 2nd ring is used for the radix horoscope, and marked on the Ascendant line with R. The third ring is used for the mundane, marked M; the fourth for the radix mirrored, marked RM; the fifth for the mundane mirrored, marked MM.

The 12 houses are drawn into and each house is divided into three parts for the decans. Each planet, as it is located, is entered into the proper place, according to sign and degrees where it belongs, after having first made the cusps entries for each decan. All entries should be made with ink except the progressed positions. The ink entries never change; they are permanent and only figured once.

## The Interpretation of the Five-fold Horoscope Lesson VI

Our next step, after erecting the chart, is the interpretation of the same. First I shall give you the laws and then we shall proceed to interpret them.

As stated before, we have no orbs to consider, no houses, no signs no mutual aspects. We are only interested in angles and in the MOON. It is the Moon who seems to be the receiver of all the various rays that come to our earth in a lightning-like fashion. Therefore the aspects (the angles) cast by the Moon to the different planets when located for an individual birth show us the way the individual will react upon them.

In our horoscope we always imagine that the center point is the earth or, in other words the native for whom the horoscope is made. The four horoscopes are stationary for ever (R,M,RM,MM); the only one that moves gradually forward at the rate of one day's motion equals one year in time of the native's life, is the progressed horoscope. This is the only one considered and again from this progressed horoscope we only watch the Moon in its motion. We have seen that the average motion of the Moon per day (or for one year by progression) is between 11 and 15 degrees and some min. This equals one year. To find the daily motion of this progressed Moon we merely have to divide this year's motion by 365 or by 366 if the current progressed year is a leap year (such as 1932, 1936, 1940, 1944). This shows an average movement of the progressed Moon of some 2 minutes each day. We most always have a decimal with it as we soon shall see. It is of the utmost importance to figure this specific daily motion of the Moon correct, else no results.

This Moon must now be watched whether or not it casts certain angles towards anyone of our fixed, steady or constant positions of the 4 other horoscopes, or possibly towards one of the progressing planets that move certain speeds with him. A lot of people are puzzled how this can be done quickly without taking recourse to a lot of so-called "aspect finders" or other paraphernalia. We merely make ourselves a Table of the fixed positions of the horoscope, which we may even call the horoscope too, because it is nothing but a Table of the various planets' positions. Each horoscope, of course, has its own such Table. A second Table is necessary, wherein we mark a full calendar year, day after day, with columns on the side to insert the day-to-day's position of the progressed Moon for the horoscope we treat. The entries always begin with the return of the birth day, because we figure our Moon progressed for that day exact. In our example the Table for the native born Aug. 3rd 1901 begins with August 3rd and ends August 3rd the following year. On Aug. 3rd 1937 for example we enter our calculated progressed position of the Moon for 1937 or the day when that native is 36 years old. We add in this calendar each day 1/365 part of the progressed Moon's motion, so that by August 3rd 1938 we have entered 365/365 parts i.e. the entire motion of the Moon for the year (by progressions). After this is completed, we insert our planetary positions from the other Table at the places where we meet the same values, in degrees and minutes and add the sign in which the planet is as well as the horoscope out of which it comes (R,M,RM,MM or P).

When this is done, we have to measure the angles between the progressed Moon's position (shown in the calendar) and the place

at which the planet's position is that is affected.

We only require certain angles and no others. Here they are:  
0 degree apart; 15, 30, 45, 60, 75, 90, 105, 120, 135, 150,  
165, 180 degrees.

They are always full degrees and no minutes.

Some of these angles have been given names, such as 60 degrees is called a sextile, 90 a square, 120 a trine, 180 an opposition. 0 degree is called a conjunction. These 5 I would suggest to memorize and use, all others suggest to just call by the number of degrees. The angles have definite effects upon the native. The following angles are favorable: 15, 30, 60, 75, 120, degrees. The following angles are unfavorable: 45, 90, 105, 135, 165. The following angles may act either way, but they usually act just the opposite way of what has been before: 0, 150, 180.

Let us assume that preceding a conjunction we had a 45 degree or a 90 degree angle between the Moon and some other position, and then we may be safe assuming that the conjunction is going to change this matter to the better. On the other hand, assuming matters have gone fine and an opposition or a 150 degree angle comes in between the progressed Moon and some position, we are pretty certain that something unpleasant will put a stop to the "upmove".

This is all we have to know about angles.

To a few advanced students (beginners should not try for the angles which I quote now until later) I may say: I have found that 80 degree angles are very important between Moon and fixed positions; they usually bring about a complete reversal, i.e. the end of a cycle. I found this to be true with commodities but have not tested it with natal charts sufficiently to be sure of it. You may test them.

As to measuring the angles between the Moon and the position of the figured planets (including the fixed Moons) we use the inside of our big chart, where we have inserted the signs of the Zodiac and just count over from the sign wherein the Moon is found by progression and the sign the planet's position that is aspected is located. Count always 30, 60, 90, 120 etc as far as you have to go. To make matters easier with the uneven aspects, i.e. those that are an extra 15 degrees away, such as 45, 75, 105, 135, 165 I have "invented", if one may call such little help an invention, an idea that makes things easy. In the Table of positions (last adjusted Position Table) I inserted between the regular positions (those that are apart in multiples of 30) the series that are irregular. To explain this better, we have a Table of positions wherein the planets are placed in regular rotation by degrees and minutes from 0 degrees to 30 degrees but ignoring the sign position altogether (because we join it in each case). We have two sides within these 30 degrees: 0 - 15 and 15 - 30 degrees. What is even on one side becomes uneven on the other. For example the radix Venus of our example is at 5.31 Virgo. This value would be even. And the Moon passing over 5.31 Virgo, 5.31 Libra, 5.31 Scorpio etc would cast first a conjunction, then a 30 degree angle and then a sextile etc. This same Venus would also be marked under 20.31 Virgo but with a plus (+) sign. This then would indicate that an aspect comes in when the Moon passes 20.31 Virgo, 20.31 Libra, 20.31 Scorpio etc but instead of being an even aspect it would become an uneven aspect, i.e. 15 degrees would have to be added to it constantly. Thus, assuming the Moon would be at 20.31 Virgo, it would cast a 15 degree angle to this radix Venus and when at 20.31 Libra it would cast a 45 degree angle to it. A little practice will quickly demonstrate the advantage of this system. In short, whenever a planet is 15 degrees

away from its fixed position we also have to make an entry for it. To show this on a few examples we take the horoscope of the native of Aug. 3rd 1901 and find:

radix positions	added 15 degrees to it
Mars 12.3 Libra R	27.3 Libra R+(R means radix) plus
Node 18.28 Scorpio R	3.28 Scorpio R + plus
Uranus 13.2 Sag. R	28.2 Sag. R plus +
Jupiter 4.23 Capricorn R	19.23 Capricorn R+ plus

The plus may be below the even position in the event that the even position is over 15 degrees, i.e. between 15 and 30 degrees. Because we are not allowed to go outside of the sign. In the one case we have to deduct actually the 15 degrees when adding. This may be shown thus: Assuming the progressed Moon for our native is at 4. 23 Libra. This would give us a square to Jupiter radix. If it is at 19.23 Libra, however, we have to do with a "plus" aspect and we say:

- from 19.23 Libra to 19.23 Scorpio there are 30 degrees;
- from 19.23 Scorpio to 19.23 Sagittarius are another 30 degrees or 60 all told;
- from 19.23 Sag. to 19.23 Capricorn are another 30 degrees or 90 degrees all told.
- However, we had taken 15 degrees too many because the actual place of Jupiter is at 4.23 Capricorn; so all we do is take 15 degrees off and we obtain 75 degrees as the length of the aspect that is formed when the Moon progressed reaches 19.23 Libra.

How to go about to measure progressed planets aspects of the Moon during the year.

We have to keep a separate sheet of the progressed aspects because they are not permanent. There is little change with aspects to the slow moving progressed planets, but it is different with the fast moving progressed planets such as the Sun, Mercury, Venus, Mars. We have them entered in the progressed chart only once a year. But, they keep on moving during that year so that when the year is over they are much further. They do not make the progression in one jump but at a certain daily speed even though it may be in split seconds. Supposing in our example the progressed Mercury moves 1 degree in one year (365 days). Then by division we get its motion each day for the year in question (the following year it might move faster, requiring "another calculation"):  $1^\circ = 8640' = 3600''$ ;

$3600 : 365$  (to get one days' motion) equals about 10 seconds. Now, let us assume that we get a definite aspect between the progressed Moon and the progressed Mercury on December 29th 1937 and assuming further that Mercury travels with the speed stated above. In that case we have to figure how many days have elapsed between August 3rd and December 29th: 28 days in August  
30 days in Sept,  
31 days in Oct.  
30 days in November  
29 days in December

148 days have elapsed.

The daily motion of Mercury was 10 seconds; therefore: motion from Aug. 3rd till Dec. 29th: 10 times 148 seconds or 1480 seconds or 1480:60 = 25 minutes.

Mercury has moved ahead from its Aug. 3rd 1937 position 25 minutes til Dec. 29th. This value must be added to the position entered with pencil in the progressed horoscope and the aspect's position advanced accordingly to take care of the situation. In the practical example we shall see how that works.

#### Weighing the aspects

My experience has shown me that it makes little difference whether a horoscope by progression of the Moon the latter forms a trine to the radix Mercury or to the mundane mirrored Uranus, or to any other planet or position (R, M, RM, MM, P). They all depend upon the aspect that is cast. For example a 15 degree aspect will act the same way to all planets as a 15 degree aspect. In life we are not so much concerned about the details of how an aspect effects us, but we are more concerned to know that on this or on that specific day something good or bad is supposed to arrive. When the time is there we soon sense what it is. Going over a lot of astrological books, I found that they are all concerned what the effect of a certain should be. On the other hand they are mostly so far off with their calculations as to the exact time of its occurrence that it does not do you any good. My system does not include these details, but I may state that it gives you the dates of change as good as is possible with our limited knowledge of deeper truths.

To bring forth an illustration that ought to explain this better, even though it may appear to be far fetched, I happen to read to-day in a newspaper that there are 37 ways to spell the name Bayer, some 27 varieties to spell Snider. The government, having to segregate them all in their proper spelling, made one big pile of them. Bayer, Baier, Baer all in one pot as: Bayer. Now in our work we have aspects of 60 degrees to Mars mundane, 60 degrees to Venus radix, to Sun progressed, etc. But all are 60 degree angles and we throw them all in one pot: 60 degree angles. We just note the effect of 60 degree angles never mind where they come from or where they go to, (in this sense I mean whether the Moon is in Libra or in Taurus, in Sag. or in Aquarius and whether it casts this 60 degree aspect to Mars or to Jupiter, to radix or to mundane mirrored). We know a 60 degree angle between moon and a position brings forth an upward movement in the native's life. When the day is reached he will soon notice whether he takes pleasant trip or whether some cash comes his way unexpectedly or whether his mother-in-law leaves for a while (note the effect does not necessarily have to be produced in him, but he may be negatively affected as is likely to be the case in the latter example).

The only variation that must be stated is found in aspects to the Ascendant. They usually concern the native himself and they most always concern his health. As we now go over to rectifications of charts I like to bring forth that persons very often can fix or rectify their Ascendant even without the actual method which I bring, by watching their health condition. Especially those that are subject to vertigo, sharp headaches etc can get their ascendant correctly without difficulty. They will note that for example, a vertigo spell or a headache spell begins say at 1.12 $\frac{1}{2}$  PM on a certain day. The next day everything may be OK until at 1.16 $\frac{1}{2}$  PM another spell comes on. The third day if it should reoccur, it will begin exactly 4 minutes later, at 1.20 $\frac{1}{2}$  PM. This is the progression

of the sidereal time that causes it. And it is usually an important planet that just then crosses the Ascendant by transit. This means actually that planet in the heaven at that moment crosses the place that rises in the East at the moment of your birth. I have tested that myself so often that I know my exact ascendant by heart.

The way to find in this case your birth moment is to erect for that exact moment a chart (single chart is enough), insert all the planets the way I showed you to erect a radix horoscope. You most likely will find that some important planet's position, usually Saturn is at that moment either in conjunction, square or opposition to your natal ascendant. Further, when your time of birth is once down to 4 possibilities, it is not hard to find the one that is actually it.

Note: In the event sudden illness or sharp fevers are the start of the troubles then I would look for Mars as being in one of the 4 positions stated above.

As far as the plotting of aspects is concerned we must make some distinction between aspects to a slow moving planet and those to a fast moving one. The slow moving planets are stronger in their effect as far as the angle of incline is concerned. Thus, a trine to Mercury R or RM, MM, M or P should have an angle upward when plotting it on a chart of say 60 degrees, while a trine to Jupiter may be plotted in an angle of 70 degrees, and a trine to Saturn should be plotted at an angle of only 50 degrees (being an unfortunate planet in itself). The same applies when plotting unfavorable aspects. Any aspect begins on the day it is due and lasts until another aspect arrives. Nothing is in-between. The good aspects last until a bad one comes (in time). A series of good aspects bring forth a forecast line that moves upward constantly (bull market) and a series of bad aspects are plotted constantly downward until a good aspect stops the decline in the native's life (bear market).

The beginning of the last paragraph is seemingly in contradiction to what I said earlier in this chapter. However, it is not; For the beginners I believe it is important to know that a 60 degree angle is equal or nearly so for all planets being aspected by the Moon. The slight variation afterwards is evident that Saturn's 60 angle must be somewhat different than that of Venus and an attempt has been made to show it. However, as it is, even though you treat all 60 degrees angles alike, your results will be fine, as a test would soon reveal.

#### Rectification of a Chart when time of birth is unknown (Lesson VII)

There are many methods in existence to rectify birth charts. I believe I have tested as many as anyone. I found them not reliable. My method is seemingly complicated on the surface, but it is easy when you follow step by step.

We know that the Moon is the culprit that brings forth changes. We know the Moon's daily progressed motion from birth up to death. This we obtain from the ephemeris, progressing the Moon each day to equal one year from the moment of birth. Each year we divide his motion by 365 (the day's motion shown in the ephemeris) and obtain the motion from anyone day to the next.

Therefore, let us assume, we only know the day of birth and not the time or moment, whether morning, noon or night, however, we also know the place of birth; the native usually remembers two

28.  
 or three events in his life that were of importance to him and of which he knows the exact day. Do not use marriages or children's births of parents; they are caused by all sorts of aspects and all sorts of combinations, such as Venus, Mercury, M.C. etc aspects. Due to the fact that in most horoscopes Sun, Venus and Mercury are close together, you cannot distinguish which of the planets was the cause. We must take recourse to different events, such as: accidents, big changes of removal from one place to another, sudden illness and their length, operations, a sudden windfall of money (inheritance, winning etc). These events depend as a rule on one of the following planets: Mars, Jupiter, Uranus and Saturn.  
 Mars brings sudden illness and fever  
 Jupiter, money (gains and losses)  
 Uranus, sudden changes of domicile, of employment  
 Saturn, most anything that is slow and persistent (good or bad)

We erect the native's horoscope on O Aries on the Ascendant. We enter the planets as of London noon as shown in the ephemeris of the day of birth.

Supposing, our native of Aug. 3rd 1901 had an accident on May 25th 1937. Supposing we do not know when he was born, the exact time. But we know he was born under the 14th degree East of Greenwich and at 48 North Latitude. The accident (which we assume) happened May 25th 1937. This is 85 years plus 295 days after birth.

Step #1: The only horoscopes we can make roughly (by using the planets positions as of noon London of day of birth) are: the radix and the radix mirrored horoscopes. The mundane and mundane mirrored depend upon the cusps of the houses i.e. upon the degree and minute that rises in the East. So we make these two horoscopes and place O Aries on the Ascendant, O Taurus on the cusp of the second house etc and enter the planets, as of August 3rd 1901 and their mirrored positions.

Step #2: We enter in a third ring (or outside) the position of the Moon progressed as of 35 years 295 days later at noon in London. This means: we take the Moon's position 35 days after birth i.e. for September 7th 1901 and also figure out the proportionate movement this Moon has moved forward the extra 295 days, by dividing the motion from Sept. 7th to Sept. 8th 1901 by 365 and multiplying the result by 295. This value we add to the noon position at London of Sept. 7th 1901.

In the ephemeris we find: Sept. 7th, Moon at 9 Cn 1'  
 Sept. 8th Moon at 22 Cn 32'  
 Motion per day was 13 degrees 31'.  
 $13^{\circ}31' = 811 \text{ minutes}; 811 : 365 = 2,22 \text{ minutes per calendar day}$   
 as motion of the Moon between Sept. 7th and Sept. 8th 1901 which as we know equals the period of August 3rd 1936 to August 3rd 1937.

When we multiply these 2,22 minutes with 295 days after August 3rd 1936, we obtain the additional motion of the Moon since the birth day. Thus:  $2,22 \text{ times } 295 = 654,9 \text{ minutes or } 10^{\circ}55' \text{ minutes}$ . This value we add to the noon position at London on Sept. 7th 1901. Therefore:  $9 \text{ Cn } 1' \text{ plus } 10,55' \text{ equals } 19 \text{ Cn } 56'$  as the Moon's position at noon: progressed Moon for May 25th 1937, the day of the accident.

Step #3: The next step for us to do is to locate the Moon's position for the exact noon of the birth place. This we do with logarithms.  
 Question: If the Moon is at 12.56 PM at 19 Cn 56' and its motion during the day is 13 degrees 31', how much does it move in 56 minutes? and where is this Moon 56 minutes prior?

log. 13.31 2493  
 log 56' 1,4102  
 1,6595 or 32 minutes

The Moon travelled in the 56 minutes just 32 minutes. Therefore at noon of that day it was at 19.56' Cancer less 32 minutes or 19 Cn 24 m.

Step #4: After knowing the noon position of the Moon at the place of birth, we also know the midnight positions of both sides, i.e. for midnight Sept. 7th and for midnight Sept. 8th 1901. The day's motion we know from the ephemeris is  $13^{\circ}31'$ ,  $\frac{1}{2}$  day motion is  $6^{\circ}45'$  or  $6,46'$ . This value we add and deduct from the noon position 19.Cn24'. We get as midnight position on one side: 12.39 Cn and as midnight position of the other side: 26 Cn 10'.

Step #5: The limit wherein the Moon has to be at the time of the accident is therefore: 12.39 Cn to 26.10 Cn. It all depends when the native was born.

In order to find out when he was born we now look in the horoscopes and see whether or not we find that during the movement from 12.39 Cn to 26.10 Cn we meet with an aspect to an important planet that could have caused that event. Being an accident, it either was Mars or Saturn, possibly also the Ascendant (the one we look for). It could not have been a favorable aspect of any sort; thus we do not look for trines or sextiles. We look for squares, oppositions, conjunctions or aspects of similar nature that bring about sudden changes to the worse.

Step #6: Supposing we cannot find any aspect of that nature, we must not think that the native may be born on some other day or that something is wrong. It may happen that we just struck a case where a mundane aspect or mundane mirrored aspect caused the event, of which we have no positions; else it might have been an ascendant aspect. We simply begin all over again and take another event of importance. You will find that usually the first test will give you the result, especially with accidents.

Step #7: Assuming now that we found an aspect in our first case and at  $16^{\circ}23'$  Capricorn we see Mars in radix position (as of London). We have to do with an opposition of Progressed Moon to radix Mars as the cause of the event. It is now child's play to figure the exact ascendant and all the rest of the paraphernalia we require to erect a correct horoscope. The procedure is as follows: (please do not attempt any "short cuts").

Step #8: Question: When the Moon's motion of the day is 13.31 and the noon position at place of birth is 19 Cn 24 minutes. At what time is the Moon at 18.23 Cancer?

Solution: Motion to be gone backward is: 19,24 less 18,23 or 301'. Thus:  $\log 13.31 \text{ plus } \log. \text{ of } 3.1 \text{ equals the time between noon backward to the time of event.}$

log 13.31 2493  
 log 3.01 .9031 In this case we do not add, but deduct!  
 6538  
 log 6638 equals 5 hours 20 minutes.

Therefore the event occurred 5 h 20 m before noon or at 8.40 AM Aug. 3rd 1901, for which time we erect the horoscope all over again.

Step #8 is the most difficult to understand for most students. I shall bring a second example for a time during the afternoon to repeat the process.

step #7 (repeated) Assuming we find an aspect of the progressed Moon to Saturn radix, that is that Saturn is found between 12.39 and 26.10 of some sign which forms a conjunction (same sign), a square (3 signs away) or an opposition (6 signs away), then we may assume that it is Saturn that brought forth the event. Let us now say that this Saturn is found at 21.49 Cancer. This would mean that we have to do with a conjunction.

Question: The Moon's motion of the day being 13.31 (taken from the ephemeris) and the noon position of the Moon being 19 Cancer 24', at which time does this Moon pass 21.49 Cancer?

Answer: Difference between the position wanted and noon of Moon is 21.49 less 19.24 or 2 degrees 25 minutes. We find with the aid of logarithms the time required to pass these degrees and minutes thus:

13.31	2493	
2.25	9970	(in this case we have to deduct!!)
	7477	which log equals 4 hours 17 minutes.

Therefore the birth happened at 4.17 PM to fit the event. The horoscope must be made in its five-fold form for that moment.

With this method I have been able to rectify many horoscopes when any doubts arose. In case one event does not give results, the second or the third surely will. It is not a method that can be used for quick work, but for single horoscopes that are worth while rectifying.

One item I have not mentioned so as to not confuse: the acceleration or retardation of the Moon during one day's movement. When we look at the Moon's motion from one day to the next we find that at times there is a difference in motion of as much as 20 or even 30 minutes. It may move that amount faster the next day or it may move that amount slower the next day. It is understood that it does not do this acceleration in one moment, but it increases or decreases gradually. This must be taken into consideration to make a perfect work. There are special tables available for it, but I believe for the average good horoscope you do not need them. A little head work will do the trick. To give a simple example let us say that the increase in speed of the Moon from one day to the next is 24 minutes. This would mean that at noon it moves the normal speed (i.e. the actual difference shown from noon of one day to noon of the next day). If the Moon is at noon in the ephemeris of one day at 3 degrees 0 Cancer and the next day at noon at 17.00 Cancer, its motion would have been 14<sup>00</sup>'. The following day, however, if it is at noon at 1<sup>24</sup>' Leo, then its motion would have been on that day 14<sup>24</sup>' instead of 14<sup>00</sup>'. The acceleration from one day to the next was therefore 24 minutes. This portion must be proportioned, to give a gradual increase in speed (or decrease if the Moon's motion retards). The actual difference in this case would approximately amount to 1 minute per hour. Therefore, 6 hours after noon of the first day, the Moon's motion would not be 14.00, but 14.06; at midnight the Moon's motion would be 14.12 and not 14.00 as the ephemeris shows. This difference we have to consider and use in order to get correct results. When the motion decreases from one day to the next, say from 14.24 of one day to 14.00 to the next, the same procedure is taken, only that instead of adding we have to deduct. This Moon adjustment is absolutely necessary for rectifications.

### Practical application of the five-fold horoscope

We may use a five-fold horoscope for human beings, made for the time of their birth; for business horoscopes, by making it for the time of the incorporation or, if a partnership for the time of signing the agreement; for stocks, by making the horoscope for the time the first stock certificate is issued (if not listed on an exchange), else for the first day of listing on an exchange. In case a stock is first listed on the Curb or at some other exchange and then transferred to "the Big Board", then make a new horoscope for the big board and forget about the old listing place. The time is 10AM, Standard or Daylight savings time as the case may be. Do not watch for the exact time it first was traded. It might be at 10.10 or at 12.10 or even the next day, but, due to the fact that no important aspect occurred previously that would have caused a trade, it just simply did not sell; however, it could have been traded from 10 AM on if one wanted to trade in it. This is important to recognize.

A Commodity horoscope can be made for the time these commodities were first traded on exchanges. We have for example, sugar #4 (world sugar) first traded January 6th 1937; Cottonseed oil, first traded May 5th 1904; U.S. Steel first listed March 28th 1901; hides, June 4th 1929; Rubber, February 15th 1926; stocks in general, May 17th 1792; Coffee, March 7th 1882; butter, December 1st 1819 at Chicago. All others quoted were for NYC, standard, resp. Daylight saving time.

Here is a list of several individual stock listings:  
 CMO: 9/23/25; AKL: 12/12/23; VC: 11/19/25; TC: 11/23/21;  
 Curtis Aeroplane: 10/27/27; Wright Aero: 1/22/21; PUB: 10/23/28;  
 WY: 9/18/09; GF: 4/12/22; GDP: 2/15/17; OF: 1/29/31; J: 2/4/20;  
 ALO: 6/14/23; MTC: 10/9/29; PU: 8/10/27; A: 2/10/97; CQ: 5/28/90;  
 SIK: 2/15/23; MLL: 8/21/29; KSU: 4/3/1905; KTF: 4/6/23; BI: 3/9/10;  
 KQ: 4/12/22; G: 2/25/85; UD: 4/12/11; UF: 7/21/20; EK: 4/12/1905;  
 DER: 8/29/33; CN: 1/15/15; JMF: 2/8/28; WX: 2/26/92; UP: 3/9/98;  
 S: 3/24/26; GOR: 8/5/27; BEX: 5/31/29; R: 10/1/24; GRB: 8/11/25;  
 T: 9/4/01; AKO: 10/28/20; K: 3/25/20; FWC: 8/29/23; K: 7/7/25; AAC: 5/16/29; AJ: 10/28/15; LW: 1/14/20; GM: 10/5/15; CLZ: 7/3/30;  
 CML: 9/10/22; IT: 4/26/23; VA: 12/10/19. \*\*

The horoscope for the opening of the grain exchange back in 1859 (Chicago) does not work and should not be used. I use the horoscope of Jan. 2nd 1857 with 19.21 Sag. rising to figure wheat movements.

For cotton I have no horoscope and this commodity has to be figured with other methods than shown in this work.

As you may easily recognize, it is practically impossible for traders to be spread all over the board and in all kinds of commodities. To keep in close touch with events (aspects) of even two or three is a "Man's job".

\*\* The abbreviations used are those as found on the stock ticker and if you don't know them, a broker will supply you with a small booklet that contains the explanations.



Erection of the complete sample horoscope with charts, Tables and forecast as the work should progress. The sid. Time we do not figure any more, neither the cusps of the houses, because they were done already (pages 2-7).

We enter as step #1 the degrees and minutes on the cusps of the 12 houses, taken from the ephemeris for the latitude 48 North (note: each degree of latitude has for the same time different degrees and minutes!).

Begin always with entering the Ascendant first (27.27 Virgo); second, enter the M.C. and correct same with Table of page 20,21. Next entry is the 11th house (2 Leo); next the cusp of the 12th, (3 Virgo); next the cusp of the second (28 Libra); next the cusp of the 3rd house. Enter exactly the same degrees on the opposite cusps but use the opposite signs. The center entry will help you find the opposing signs easily.

step #2: divide each house into 3 parts, equally long. measure first their entire length individually:

length of 1st house: from 27.27 Virgo to 32 Libra. say: there are 2°33' left in Virgo til we reach 0 Libra. plus those in Libra added (22°00') represent the length: 2.33 plus 22.00 equal 24.33. This value we divide by 3. The result is 8°11'. This is the length of one "new" decan of the first house. We begin adding to the ascendant (27.27 Virgo) 8.11 and obtain 5.38 Libra as the cusp of the 2nd decan of the first house. The first decan was the ascendant itself. To these 5.38 Libra we add another 8.11; this gives us 13.49 Libra and this is the 3rd decan cusp of the first house. In the case (for checking it is advised to do it) we add another 8.11, then we must reach the cusp of the second house: 13.49 plus 8.11 equals 22.00 Libra. This means we made no error in the division.

All the houses are thus divided. We shall merely enter the results. Outside we place the entire length, inside the 1/3 part, because we need the inside division later to figure the mundane positions.

step #3: location of the radix planets (planets as of birth): see page 9 and 10.

step #4: location of mundane planets: for better illustration I make a Table as follows:

planet (radix)	how far it is from natural decan?	between where does it have to go? by mundane position?
Neptune	28 m	27 Sa & 8.40 Ca
Mercury	58 m	20.20 Ca & 2 Aq
Sun	15 m	12.20 Aq & 22.20 Aq
Venus	5°31 m	3 Pi & 11.9 Pi
Asc.	7°27 m	19.28 Pi & 27.27 Pi
Mars	2° 3 m	5.38 Ar & 15.49 Ar
Node	8°28 m	2 Ta & 12 Ta
Uranus	3° 2 m	22 Ta & 3.40 Ge
Jupiter	4°23 m	27.0 Ge & 8.40 Cn
Saturn	1° 7 m	8.40 Cn & 20.20 Cn
Moon	8°32 m	11.9 Vi & 13.28 Vi
P Luto	3°12 m	3.40 Se & 15.20 Sa
M.C.	7° 0 m	15.20 Sa & 27 Ja.

Figures used to get the mundane positions of the planets for our example:

Venus:  $5.31' \times 8.9 = 331 \times 489$  or  $161859 :60 = 2698:60 = 4^{\circ}39'$

$4^{\circ}39'$  plus 3 Pi =  $7^{\circ}39$  Pi.

Asc:  $7.27 \times 8.9 = 447 \times 489$  or  $218583:60 = 3643:60 = 6^{\circ}43'$

$6^{\circ}43'$  plus  $19^{\circ}28$  Pi =  $26$  Pi  $11'$ .

Mars:  $2.3 \times 8.11 = 123 \times 491$  or  $80393 :60 = 1006:60 = 1^{\circ}40'$

$1^{\circ}40'$  plus 5.38 Ar =  $7^{\circ}18$  Aries.

Node:  $8.28 \times 10.00 =$  the same, i.e. 8.28

$8^{\circ}28'$  plus  $2^{\circ}$  Ta =  $10.28$  Taurus.

Uranus:  $3.2 \times 11.40 = 182 \times 700 = 127400:60 = 201$  or  $3^{\circ}21'$

$3^{\circ}21'$  plus 22 Ta =  $25.21$  Taurus.

all the others were made on the same principle.

step # 5 and #6:

The radix mirrored positions and the mundane mirrored positions are then produced with the aid of Fig. 10 and the rules as shown on pages 15 and 16.

step #7: the progressed positions of the planets for the 3rd of Aug. 1937 which equals the 8.01 A.M. position as of Sept. 8th 1901. They were also figured with the laws explained for the radix positions.

step #8: After all the various horoscopes are made and the planets entered, we proceed to enumerate them in a list attempting to get them in numerical order, from 0 degree up to 30 degrees. We mark each degree with the necessary sign and the horoscope it belongs into. To start with we separate them into three sections: those from 0 to 9.59, then from 10.0 to 12.59; lastly from 20.00 to 29.59 degrees. After that we place those in regular order.

I suggest to take first the planets of the radix, then the ones of the mundane, then the radix mirrored and lastly the mundane mirrored. The progressed positions we make in a separate table, because they have to be re-made each year, while the other table is permanent and useful for any year of the native's life.

On page 25 I alluded to a simplification so that we can measure the angles quickly without much calculations. We apply this idea and make a final corrected Table that includes both, the plus aspects (positions) as well as the regular ones.

Rough Table of planets' positions, distributing them into three groups

0.28 Cn Nept. R	10.15 Le Sun R	27.00 Ge MC R
5.31 Vi Venus R	12.3 Li Mars R	20.58 Cn Mercury R
4.23 Ca Jupiter R	12.28 Sc Node R	27.27 Vi Asc. R
2.1 Cn Jupiter M	13.2 Sa Uranus R	23.30 Sa MC M
9.52 Cn Saturn M	11.7 Ca Saturn R	27.30 Neptune M Sa
7.39 Pi Venus M	12.32 Pi Moon R	21.27 Ca Mercury M
7.18 Ar Mars M	19.12 Ge Pluto R	26.11 Pi Asc. M
2.32 Ar Asc. RM	18.6 Vi Moon M	25.21 Ta Uranus M
9.2 Ge Mercury RM	13.14 Sa Pluto M	25.37 Sa Jupiter RM
3.00 Cn MC RM	12.35 Aq Sun L	24.28 Ar Venus RM
3.49 Li Asc. MM	10.28 Ta Node V	29.32 Ge Neptune RM
8.33 Sa Mercury MM	11.29 Li Moon RM	22.21 Li Venus MM
2.30 Ca Neptune MM	18.53 Sa Saturn RM	30.8 Ge Saturn MM
6.30 Ca MC MM	18.58 Ca Uranus RM	27.59 Ge Jupiter MM
4.58 Le Uranus MM	11.32 Aq Node RM	22.42 Vi Mars MM
	17.57 Pi Mars RM	
	19.45 Ta Sun RM	
	11.48 Cn Pluto RM	
	17.25 Sc Sun MM	
	16.46 Ca Pluto MM	
	11.54 Ar Moon MM	
	19.32 Le Node MM	

You always must have 53 positions; check each time if you have them all.

Adjusted Table of the above, placing them in exact rotation

0.28	10.15	20.8	(You may omit the details belonging to each value because the final draft will have to carry them).
2.1	10.28	20.33	
2.30	11.7	21.27	
2.30	11.28	22.21	
2.32	11.32	22.42	
3.00	11.48	23.30	
3.49	11.54	24.29	
4.23	12.3	25.21	
4.39	12.35	25.37	
5.31	13.2	26.11	
5.30	13.14	27.00	
7.18	18.46	27.27	
7.39	17.25	27.30	
8.33	17.57	27.59	
9.2	18.6	29.32	
9.52	18:12		
	18:28		
	18:32		
	18:53		
	19:32		
	19:45		

Final Table of fixed positions from 0 to 30 degrees containing regular as well as "plus" positions, ready to use for our example.

0.28 Cn Neptune R	15.28 plus
1.46 Ca Pluto MM plus	16.46
1.58 Ca Uranus RM plus	18.58
2.01 Cn Jupiter M	17.01 plus
2.25 Sc Sun MM plus	17.25
2.30 Ca Neptune MM	17.30 plus
2.32 Ar Asc. RM	17.32 plus
2.57 Pi Mars RM plus	17.57
3.00 Cn MC RM	18.00 plus
3.6 Vi Moon M plus	18.06
3.12 Ge Pluto R plus	18.12
6.28 Sc Node R plus	18.28
3.32 Pi Moon R plus	18.32
3.42 Li Asc. MM	18.42 plus
3.53 Sa Saturn RM plus	18.53
4.23 Ca Jupiter R	19.23 plus
4.32 Le Node MM plus	19.32
4.39 Le Uranus MM	19.39 plus
4.45 Ta Sun RM plus	19.45
5.8 Ge Saturn MM plus	20.8
5.31 Vi Venus R	20.31 plus
5.52 Cn Mercury R plus	20.58
6.27 Ca Mercury M plus	21.27
6.30 Ca MC MM	21.30 plus
7.18 Ar Mars M	22.18 plus
7.21 Li Venus MM plus	22.21
7.39 Pi Venus M	22.39 plus
7.42 Vi Mars MM plus	22.42
8.30 Sa MC M plus	23.30
8.33 Sa Mercury MM	23.33 plus
9.2 Ge Mercury RM	24.2 plus
9.28 Ar Venus RM plus	24.29
9.52 Cn Saturn M	24.52 plus
10.15 Le Sun R	25.15 plus
10.21 Ta Uranus M plus	25.21
10.28 Ta Node M	25.28 plus
10.37 Sa Jupiter RM	25.37 plus
11.7 Ca Saturn R	26.7 plus
11.11 Pi Asc. M plus	26.11
11.28 Li Moon MM	26.28 plus
11.32 Aq Node RM	26.32 plus
11.48 Cn Pluto RM	26.48 plus
11.54 Ar Moon MM	26.54 plus
12.00 Ge MC R plus	27.00
12.3 Li Mars R	27.3 plus
12.27 Vi Asc. R plus	27.27
12.30 Sa Neptune M plus	27.30
12.35 As Sun M	27.35 plus
13.2 Sa Uranus R	28.2 plus
13.14 Sa Pluto M	28.14 plus
14.32 Ge Neptune RM plus	29.32

Note: original position is given as is; when 15 degrees 0' away from this original position, but in the same sign, it is marked: plus.

Table of progressed positions for our sample horoscope as of August 3rd 1937 at time of birth

25.00	Virgo Mercury	10.00 plus
14.57	Virgo Sun	29.57 plus
19. 3	Libra Venus	4. 3 plus
28.10	Libra Ascendant	11.10 plus
5.00	Scorpio Mars	20.00 plus
16.34	Scorpio Node	1.34 plus
15.00	Sagitt. Uranus	28.00 plus
3.20	Capricorn Jupiter	18.20 plus
9.49	Capricorn Saturn	34.49 plus
13.33	Gemini Pluto	3.33 plus
1.18	Cancer Neptune	18.18 plus
0.18	M.C. Leo	15.18 plus

We place these positions into rotation:

0.18	M.C. Leo	15.18	MC plus Leo
1.18	Cancer Neptune	18.18	Nept. On plus
1.34	Scorpio Node plus	18.34	Scorpio Node
3.20	Capricorn Jupiter	18.20	Capr. Jupiter plus
3.33	Gemini Pluto plus	18.33	Gemini Pluto
4. 3	Libra Venus plus	19. 3	Libra Venus
5.00	Scorpio Mars	20.00	Scorpio Mars plus
9.49	Capricorn Saturn	34.49	Capricorn Saturn plus
10.00	Virgo Mercury plus	25.00	Virgo Mercury
11.10	Libra Ascendant plus	26.11	Libra Ascendant
13.00	Sagitt. Uranus	28.00	Sagitt. Uranus plus
14.57	Virgo Sun	29.57	Virgo Sun plus

This Table is only good for August 3rd 1937. For any other date during the year it needs adjustment by adding the daily motion increment of the planet. This increment is to cover the interval elapsed between August 3rd 1937 (Sept. 8th 1901 values compared to Sept. 8th 1901 values equalling 365 days)

Example of our horoscope: Sept. 8th 1901 shows in the ephemeris 25.18 Virgo; Sept. 9th 1901 shows 27.01 Virgo. Motion during this day was 42 minutes plus 1.91 min. or 1.43'. The motion of Mercury was therefore from August 3rd 1937 till August 3rd 1938: 1.43 or 103 minutes. The daily motion we obtain by dividing with 365:

$$103 : 365 = 0,3 \text{ minutes.}$$


When we do reach an aspect to Mercury progressed from our Moon passing through the horoscope, we must not use our entry which we do originally make in our Table (day to day positions of Moon) of Mercury progressed: 25.00 Virgo, respectively 10.00 Virgo plus, but when we measure our aspects, we have to adjust this value according to the additional motion this planet had since August 3rd up to the day in question.

Daily progressed Moon OF our example, August 3rd 1937 up (Aspects in second column are from Table page 35)

Aug. 3	20°17',00 On	Sept. 28	22°19,64
4	19,19	29	21,83 ♀ = MM □
5	21,38	30	24,02
6	23,57	Oct. 1	26,21
7	25,76	2	28,40
8	27,95	3	30,59
9	30,14 ♀ R+L	4	32,78
10	32,33 ♀ R+L	5	34,97
11	34,52	6	37,16
12	36,71	7	39,35 ♀ X M + □
13	38,90	8	41,54 ♀ X M + *
14	41,09	9	43,73
15	43,28	10	45,92
16	45,47	11	48,11
17	47,66	12	50,30
18	49,85	13	52,49
19	52,04	14	54,68
20	54,23	15	56,87
21	56,42	16	59,06
22	58,61 ♀ R α	17	23° 1,25
23	21° 00,80	18	3,44
24	2,99	19	5,63
25	5,18	20	7,82
26	7,37	21	10,01
27	9,56	22	12,20
28	11,75	23	14,39
29	13,94	24	16,58
30	16,13	25	18,77
31	18,32	26	20,96
Sept. 1	20,51	27	23,15
2	22,70	28	25,34
3	24,89	29	27,53
4	27,08 ♀ V S M α	30	29,72 MC. M X X
5	29,27 MC MM V S + 165°	31	31,91
6	31,46	Nov. 1	34,10 ♀ X MM + □
7	33,65	2	36,29
8	35,84	3	38,48
9	38,03	4	40,67
10	40,22	5	42,86
11	42,41	6	45,05
12	44,60	7	47,24
13	46,79	8	49,43
14	48,98	9	51,62
15	51,17	10	53,81
16	53,36	11	56,00
17	55,55	12	58,19
18	57,74	13	24° 00,38
19	59,93	14	2,52 ♀ II RM + L
20	2° 2,12	15	4,76
21	4,31	16	6,95
22	6,50	17	9,14
23	8,69	18	11,33
24	10,88	19	13,52
25	13,07	20	15,71
26	15,26	21	17,90
27	17,45 ♀ X M + 105°	22	20,09
		23	22,28

1937	24	24°24', 47 Cn
Nov.	25	26, 66
	26	28, 65 ♀ R M T □
	27	31, 04
	28	33, 23
	29	35, 42
	30	37, 61
Dec.	1	39, 80
	2	41, 99
	3	44, 18
	4	46, 37
	5	48, 56 ♀ P M + 15°
	6	50, 75
	7	52, 94 ♀ M + 15°
	8	54, 13
	9	56, 32
	10	58, 51
	11	25°00, 70 ♀ P M + ADJUST
	12	3, 89
	13	5, 08
	14	7, 27
	15	9, 46
	16	11, 65
	17	13, 84
	18	16, 03 ♂ R M + 15°
	19	18, 22
	20	20, 41 ♀ U * M
	21	22, 60
	22	24, 79
	23	26, 98 ♀ M + U 75°
	24	29, 17
	25	31, 36
	26	33, 55
	27	35, 74
	28	37, 93 ♀ X R M + □
	29	40, 12 ♀ P * M
	30	42, 31
	31	44, 50
J. an.	1	46, 69
1938	2	48, 88
	3	51, 07
	4	53, 26
	5	55, 45
	6	57, 64
	7	59, 83
	8	26° 2, 02
	9	4, 21
	10	6, 40 ♀ V R + 165°
	11	8, 59
	12	10, 78 Asc. M Δ
	13	12, 97 Asc. P ← to adjust
	14	15, 16
	15	17, 35
	16	19, 54
	17	21, 73
	18	23, 92
	19	26, 11 Asc. P ←
	20	28, 30 ♀ R M + 75°

Abbreviations of Aspects are in common use; they should be retained:



all other aspects must be noted with the number of degrees.

In our example we note that Moon progressed reaches Mercury's progressed place on December 11th 1937. But this is the place where Mercury had been on August 3rd, 1937. It moved since at the rate of 0.3 minutes each day. The time elapsed since August 3rd, 1937, i.e. from the day the progressed horoscope was erected to the day it should have hit Mercury is figured thus:

29 days in August, 30 in Sept., 31 in October, 30 in November and 11 in December, total 130 days times 0.3 minutes or 39 minutes. We add these 39 min. to the Mercury position of Aug. 3rd and get the position, respectively the day the progressed Moon passes Mercury by aspect. This, we find, occurred on December 28th 1937.

Saturn progressed, reached by the Moon in an 165° on December 5th 1937 needs no adjustment because Saturn moves too slow to bring about a 2 minute motion or more during the 124 days that have elapsed since its position by progression was fixed.

Ascendant progressed which is reached by the Moon with an aspect of 90° according to our entry on January 10th, 1938 has progressed further since August 3rd 1937. The adjustment we find from page 19. The ascendant progresses at the rate of 42 minutes a year (365 days). Thus: 42:365 equals 0.11 minute per day. The number of days that have passed from Aug. 3rd 1937 till January 13th 1938 are 162. We multiply 162 by 0.11 and obtain 17.82 minutes or 18 minutes. This value we add to the Aug. 3rd 1937 position. We obtain: 26.10 Libra plus 18 min. equals 26.28 Libra as the place of Ascendant progressed being aspected by the Moon progressed. This falls for January 20th, 1938, a small fraction before the 75 degree aspect of Moon progressed to Moon radix mirrored.

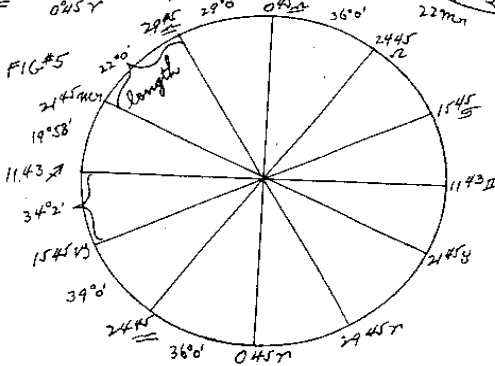
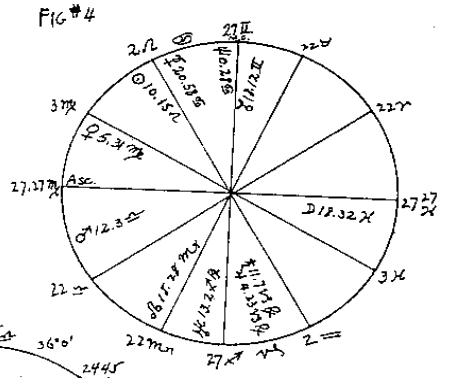
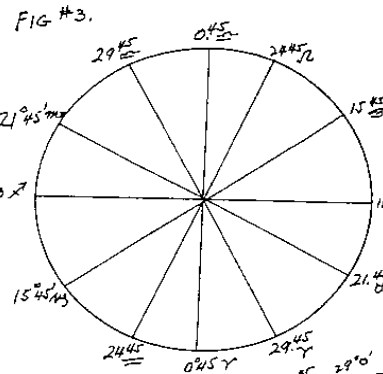
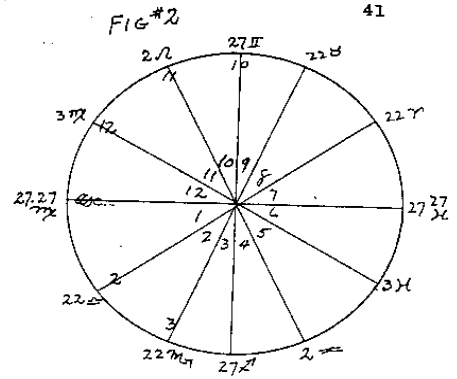
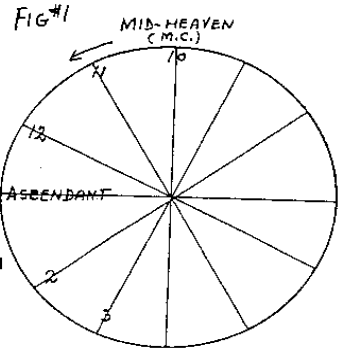
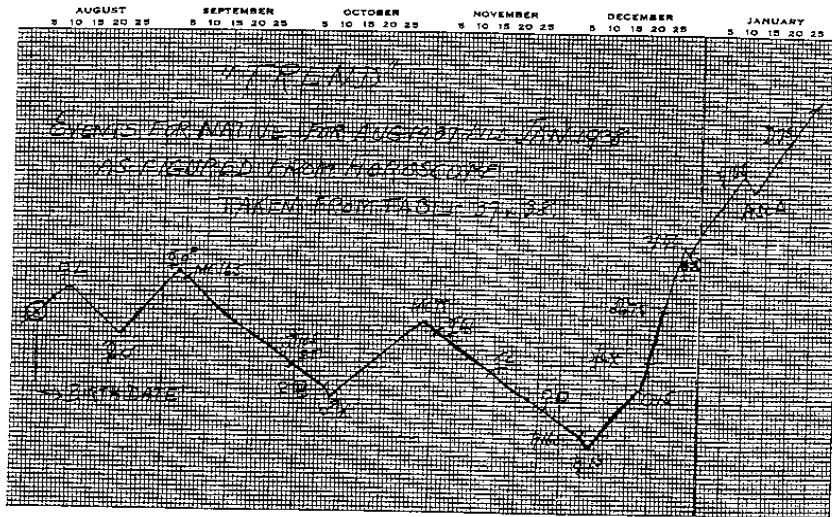
In this way the entire year of the horoscope is gone through, adding 2.19 minutes each day in our case, entering the aspects from the Table of aspects, entering the progressed aspects and adjusting them whenever necessary so as to take care of the additional motion passed by the progressed planets.

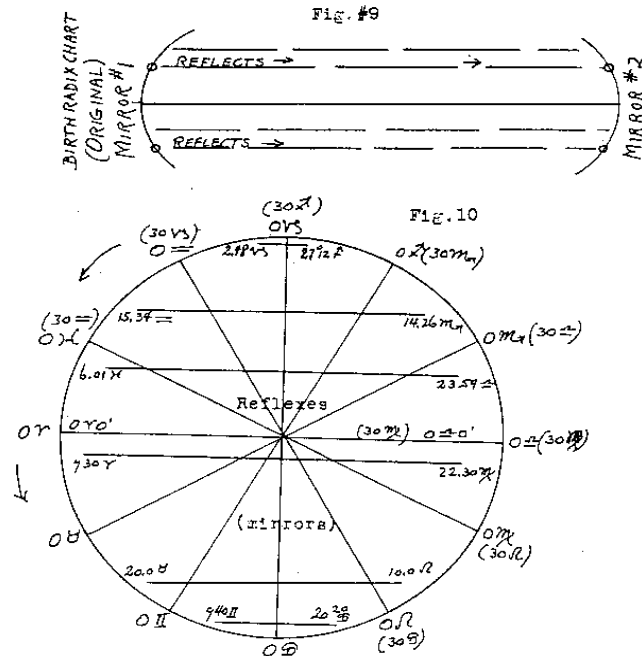
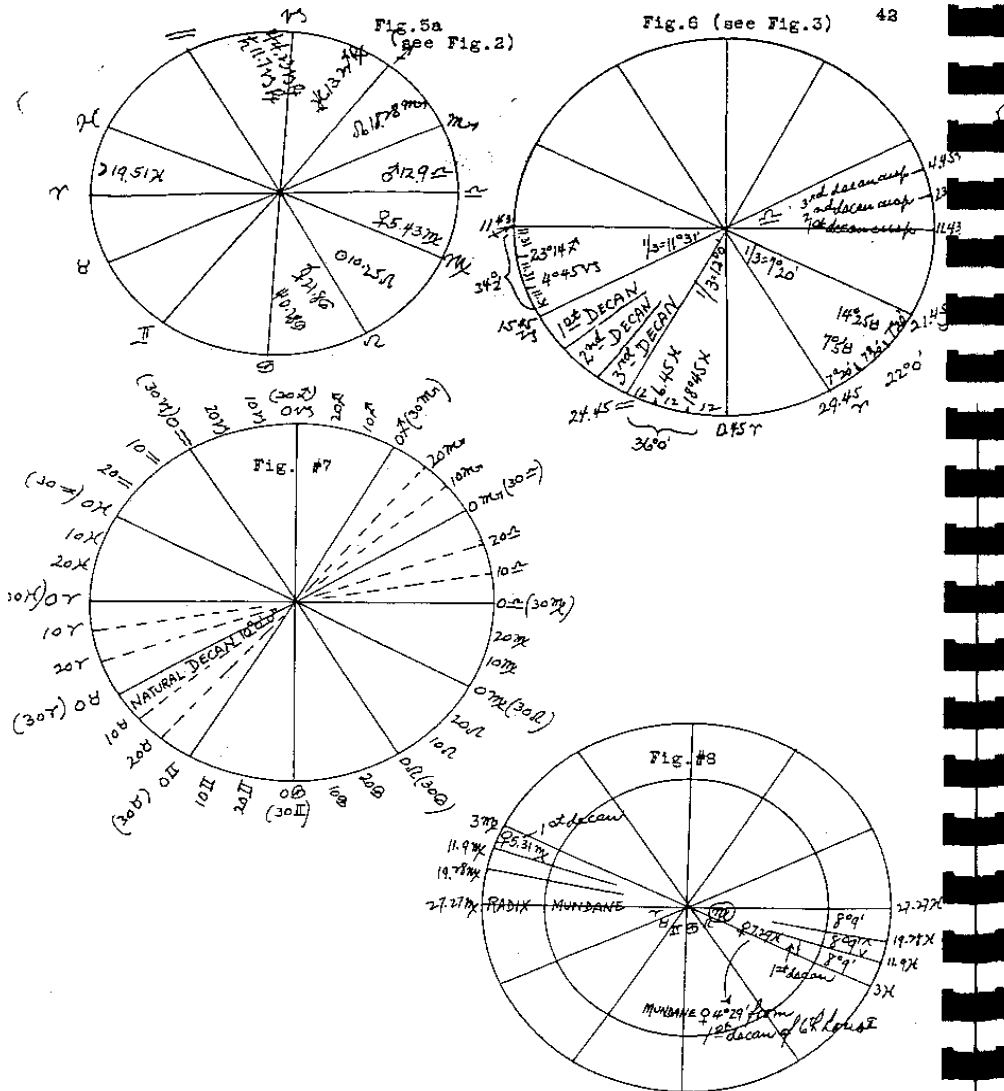
When completed, we make a sketch of events as they should "hit" the native. The effects we take from page 24, line 11 to 13, remembering that an aspect last so long until another arrives. The sketch on page shows the way the native's life should unroll during the period analyzed.

The first aspect after August 3rd 1937 arrives on August 10th, 1937, Venus 45 degrees; unfavorable-- line has to turn downward, until August 22nd, when Mercury conjunction should bring forth a change to the better-- line bends upward, until Mercury comes to opposition of the progressed Moon on Sept. 4th 1937: line has to reverse down hill once more. The down trend is intensified by a 165 MC, later by a 105 Mars, followed by a 135 Venus, until the Moon progressed reaches a sextile to Mars, Oct. 8th 1937 which ends this decline. The upmove caused by this Mars should last until Oct. 30th when MC. gets a 150 degree angle from the progressed Moon. This unfavorable condition is followed by a 135 Mercury, 45 Venus, square Venus, 165 Saturn. The end of the decline is due Dec. 7th 1937 when a 15 degree angle to Saturn changes the direction. We find a string of good aspects are following: Sun 15 degrees, Uranus sextile, an unfavorable aspect for one day, but a good Mercury sextile the next day. Temporarily the 165 Saturn puts "a kink" into the line, however, the ascendant gets quickly a trine, followed by a 75 to the Ascendant which also means upward. The day of January 20th 1938 has an unfavorable aspect first and the good one afterwards as exact calculations will show. This special day should show you how important it is to figure everything

correctly, otherwise, supposing you have this Moon 75 degree aspect <sup>40</sup>  
 coming in before the square to the ascendant arrives, your picture  
 would show a downtrend from then on.  
 This way you continue through the year.

A new progressed horoscope has to be made each year. The four main  
 horoscopes, R, M, RM and MM are permanent for all years.





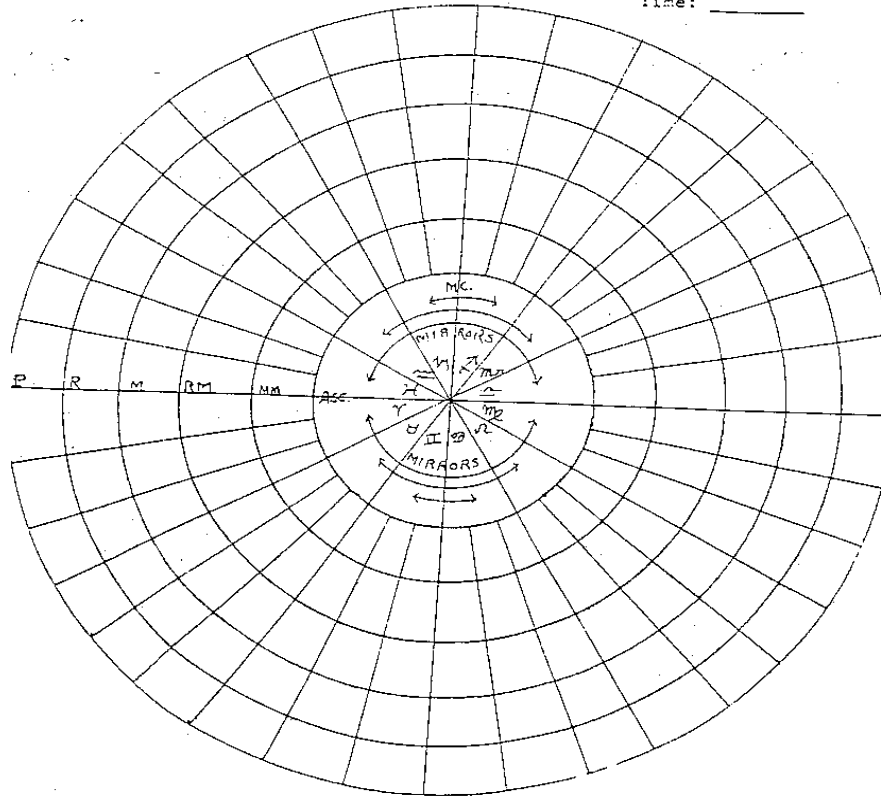
Special note for the erection of horoscope for southern Latitudes:  
 In case someone is born in Buenos Ayres or Capetown, we have to add to the regular calculation for sidereal time an extra 12 hours. And, besides, we have to reverse the signs. Supposing our native (page 45) was born 48 South, 15 East, i.e. somewhere in southern Africa, we would add 12 hours to the Sid. time of 5 h 46m 11s and obtain 17 h 46m 11s. The Table of houses for 48° would be consulted and the values shown under sid. time 17.46.11 would be reversed, so that the value for the ascendant would come over to the descendent, the MC down to the Nadir, the cusp for the 11th would become the cusp of the 5th, the cusp of the 12th would become the cusp of the 8th house and the cusp of the 2nd would become cusp of the 8th house and finally cusp of 3rd becomes cusp of 9th house. This completed, you erect the horoscope as shown herein.

The Five-fold horoscope for \_\_\_\_\_

44

The progressed horoscope of this chart is made for the year \_\_\_\_\_  
 Moon's motion this year \_\_\_\_\_  
 daily motion Moon \_\_\_\_\_ minutes

born on \_\_\_\_\_  
 (place) longitude \_\_\_\_\_  
 latitude \_\_\_\_\_  
 Time: \_\_\_\_\_



This horoscope was erected by \_\_\_\_\_ on (Date) \_\_\_\_\_

The five-fold horoscope for (our example)

45

The progr. horoscope of this chart is made for the year Aug. 3/37-Aug. 3rd, 1938  
 Moon's motion this year (1937) 13°21' decreasing to 13°5'  
 (see page 30 bottom) daily: 13.13:365 (average) 8400

born Aug. 3rd 1901  
 long. 15 East  
 lat. 48 North  
 time 8.01.37 AM local time  
 Sid. time 5 h 48m 11s.  
 London 8.01.37 AM

