

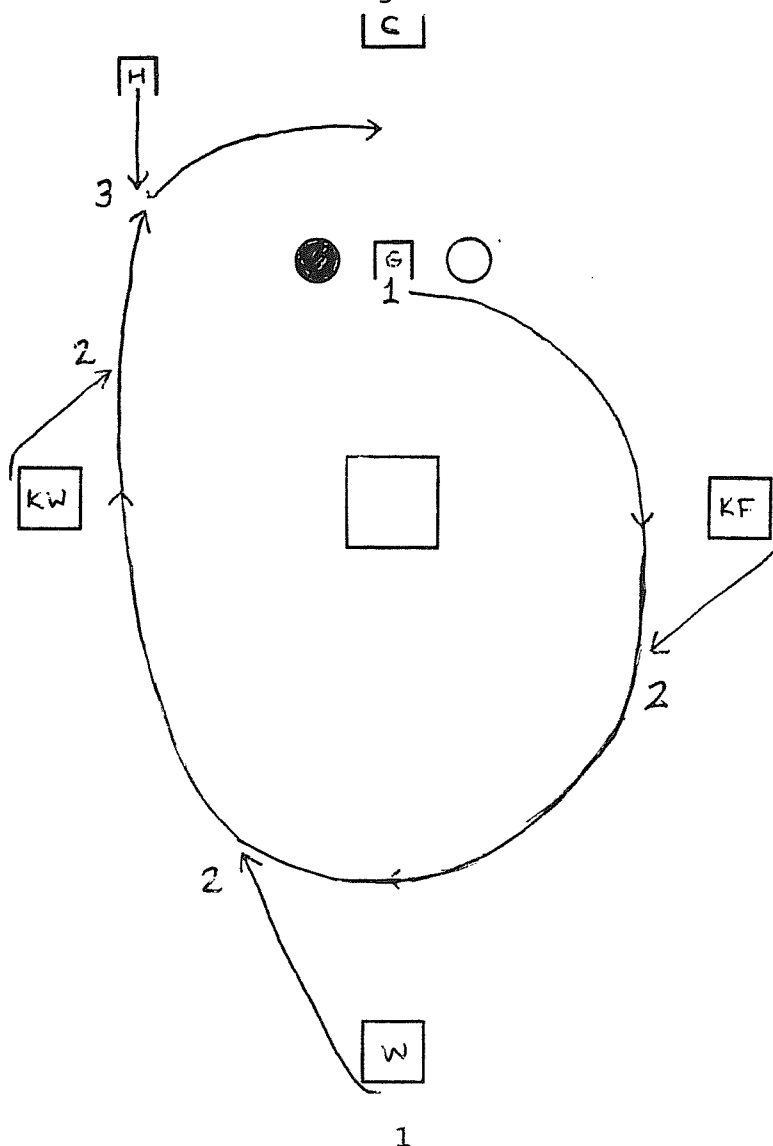
## A NOTE ON FLOOR WORK

### A: Opening

The circumambulations of the First Degree Opening are done as follows:

1. The Guide begins the process by leaving her chair and going around the altar to the south.
2. The Keeper of Fire falls in behind her, but leaves a space large enough for the Warden and the Keeper of Water to fit between them. The Warden and Keeper of Water fall in as the procession reaches them, taking their places.
3. The Herald moves a few steps forward from his seat and, facing west, waits for the procession. When it comes to him, he turns south and leads it past the Chief's station. Everyone makes the Sign of Entering as they pass.

Diagram 1

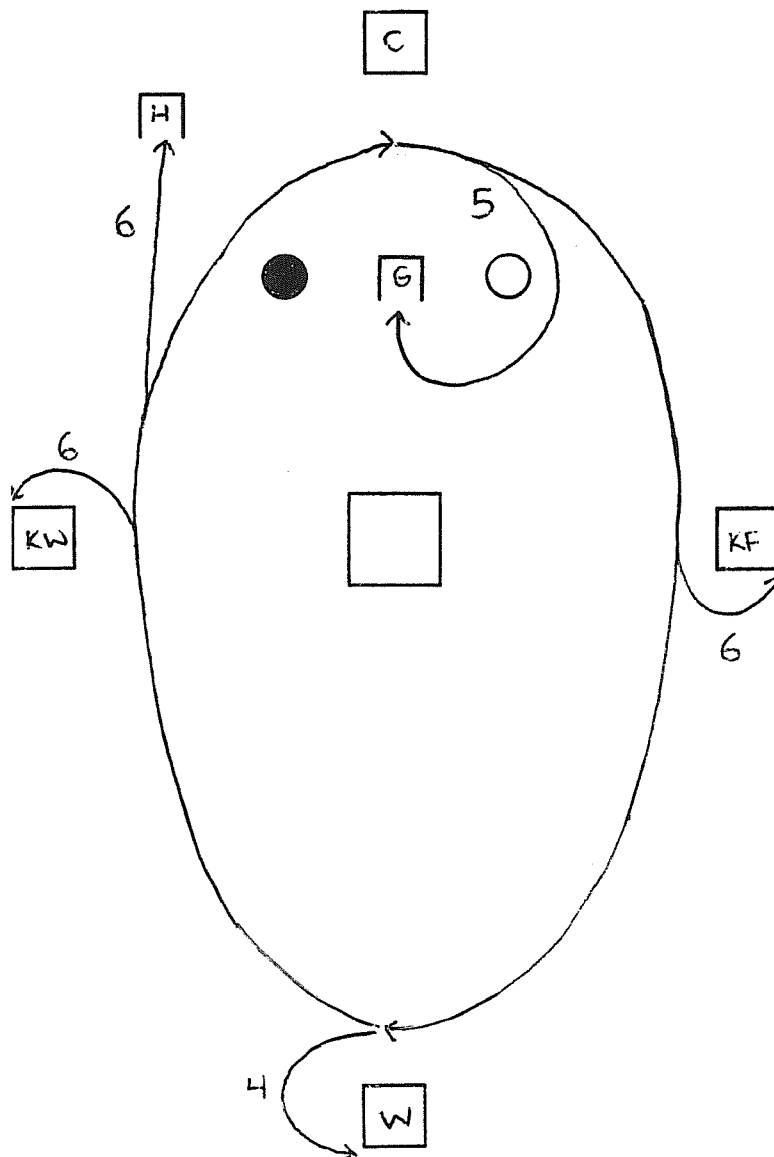


4. The procession continues around the hall. As soon as it passes the Warden's station, the Warden drops out and resumes his place.

5. The procession continues back around to pass the Chief's station a second time. Everyone makes the Sign of Entering. The Guide drops out as soon as she has passed the Chief's station, and circles back around to her place.

6. The Herald and the Keepers continue all the way around and pass the Chief's station and make the Sign a third time. They continue around; the Keepers drop out as they reach their stations, and the Herald goes back all the way around to his station and stops there.

Diagram 2

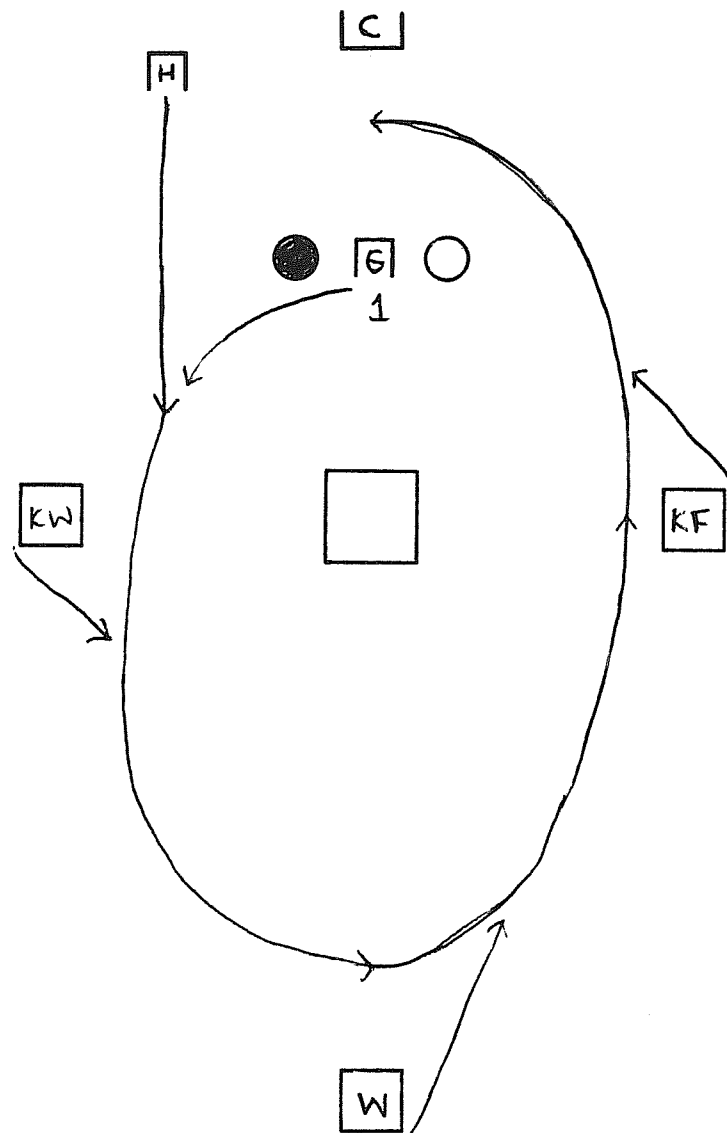


B: Closing

The circumambulations of the First Degree Closing are done as follows:

1. The Guide begins the process by leaving her chair and going around the altar to the north.
2. As soon as the Guide moves, the Herald goes straight west from his place, and the Guide falls in behind him. The Keeper of Water falls in behind them, but leaves enough space for the Warden between him and the Guide. The Warden and Keeper of Fire fall in as the procession reaches them.
3. The whole procession goes around to the east, and passes the Chief's station, making the Sign of Silence.

Diagram 3



4. They continue around. The Warden drops out as soon as he passes his station.

5. They continue around back to the east, passing the Chief's station and making the Sign of Silence again. As soon as she has passed the Chief's station, the Guide drops out.

6. The rest of the officers continue all the way around and pass the Chief's station a third time, making the Sign. The Herald drops out at this point and returns to his station. The Keepers circle around until they reach their own stations before dropping out.

Diagram 4

