

# THE PIANO ENCYCLOPEDIA



# Holiday Songs For Piano



---

**Copyright © 2010 by Rodrigo Schejtman (PianoEncyclopedia.com)**

*Holiday Songs – for Piano*

*The Piano Encyclopedia*

All rights reserved. This book is protected by copyright laws and international treaties. Permission must be obtained in writing from its publisher "Rodrigo Schejtman" for the use of any original text, graphics or illustration. Permission must also be obtained in writing from its publisher for the reproduction, storage in a retrieval system, or transmission in any form or by any means, electronic, mechanical, photocopying, recording, or likewise. Neither this book nor any part may be reproduced or transmitted in any form or by any means, electronic or mechanical, including photocopying, microfilming, and recording, or by any information storage or retrieval system, without prior permission in writing from the publisher. Unauthorized reproduction or distribution of this book, or any parts of this book, including any images, and illustrations, may result in severe civil and criminal penalties.

Reservado todos los derechos. No se permite reproducción parcial o total, el almacenamiento, el alquiler, la transmisión o la transformación de esta obra, en cualquier forma o por cualquier medio, sea electrónico o mecánica, mediante fotocopias, digitalización, u otros métodos, sin el permiso previo y escrito de los editores. Su infracción está penada por las leyes 11723, 25446, y tratados internacionales. Edición argentina. Queda hecho el depósito que previene la ley 11723.

This publication was provided for free for educational purposes. It cannot be sold, nor redistributed without The Piano Encyclopedia's explicit and written permission.

All song lyrics contained in this book are copyright of the respective songwriters or lyric authors.

# WHAT'S INSIDE THE HOLIDAY SONGS BOOK

## TABLE OF CONTENTS

<b>Introduction .....</b>	<b>3</b>
<b>Holiday Songs For Piano.....</b>	<b>4</b>
<b>What Child Is This.....</b>	<b>5</b>
<b>Lyrics .....</b>	<b>5</b>
<b>Chords .....</b>	<b>7</b>
<b>Jingle Bells.....</b>	<b>8</b>
<b>Lyrics .....</b>	<b>8</b>
<b>Chords .....</b>	<b>11</b>
<b>Deck the Halls .....</b>	<b>12</b>
<b>Lyrics .....</b>	<b>12</b>
<b>Chords .....</b>	<b>13</b>
<b>Feliz Navidad .....</b>	<b>14</b>
<b>Lyrics .....</b>	<b>14</b>
<b>Chords .....</b>	<b>16</b>
<b>Jingle Bell Rock.....</b>	<b>14</b>
<b>Lyrics .....</b>	<b>17</b>
<b>Chords .....</b>	<b>19</b>
<b>Grandma Got Run Over By a Reindeer .....</b>	<b>21</b>
<b>Lyrics .....</b>	<b>21</b>
<b>Chords .....</b>	<b>25</b>
<b>Success Stories from our Students .....</b>	<b>28</b>
<b>We Wish you a Happy Holiday Season and a Happy New Year! .....</b>	<b>29</b>
<b>Special Discount Valid Until Dec. 19<sup>th</sup>, 2010 .....</b>	<b>29</b>

## Introduction

This has been a great year for us—we now have students across 35 countries that are using our Digital Home Study Course "The Logic Behind Music," and we have collected hundreds of success stories. All this wouldn't have been possible without the support of all our followers!

To thank you we have prepared this surprise gift for you, special for this holiday season, as our way of showing our appreciation for your continuous support.

**We present to you the "Holiday Songs for Piano" book. It includes the popular songs that are enjoyed by everyone during this season.** All the songs come with lyrics, chords, and piano charts that will aid you in learning how to play the songs. This works by having the chords displayed on piano diagrams showing you the keys you will need to play!

**This is perfect for printing out and placing next to your piano, so that you are able to wow your family and friends by placing some songs ideal for this holiday season!**

The Holiday Song Book is the gift that just keeps on giving as you will get better every time you sit down to play. Hope you have lots of fun with your family!

Enjoy!

**Rod Schejtman**

---

*CEO & Founder of The Piano Encyclopedia*

*PianoEncyclopedia.com*

# HOLIDAY SONGS FOR PIANO

SING AND PLAY!

# SING AND PLAY

## WHAT CHILD IS THIS

BY WILLIAM CHATTERTON DIX ©1865

Am C G Em  
What Child is this who, laid to rest  
Am E  
On Mary's lap is sleeping?  
Am C G Em  
Whom angels greet with anthems sweet,  
Am E  
While shepherds watch are keeping?

C G Em  
This, this is Christ the King,  
Am E  
Whom shepherds guard and angels sing.  
C G Em  
Haste, haste, to bring Him laud,  
Am E  
The Babe, the Son of Mary.

Am C G Em  
Why lies He in such mean estate,  
Am E  
Where ox and ass are feeding?  
Am C G Em  
Good Christians, fear, for sinners here  
Am E  
The silent Word is pleading.

C G Em  
Nails, spear shall pierce Him through,  
Am E  
The cross be borne for me, for you.  
C G Em  
Hail, hail the Word made flesh,  
Am E  
The Babe, the Son of Mary.

Am C G Em  
So bring Him incense, gold and myrrh,  
Am E  
Come peasant, king to own Him;  
Am C G Em  
The King of kings salvation brings,  
Am E  
Let loving hearts enthrone Him.

C G Em  
Raise, raise a song on high,  
Am E  
The virgin sings her lullaby.  
C G Em  
Joy, joy for Christ is born,  
Am E  
The Babe, the Son of Mary.



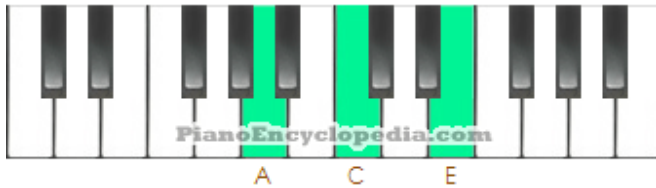
### Tip

Print out this booklet and place all the pages of the song you will play on your piano. This way you can follow the lyrics and the chords. You can also use the piano charts as a cheat sheet!

**We encourage you to play and sing with your whole family!**

# CHORDS TO PLAY WHAT CHILD IS THIS

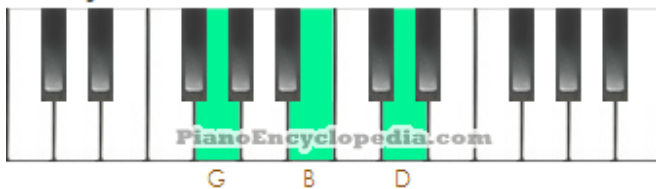
A m Chord



C Major Chord



G Major Chord



E m Chord



## Idea

If you like these piano chord charts, wait till you try our **Digital Home-Study Course "The Logic Behind Music"**. You are going to love our INTERACTIVE piano charts and animated examples. Not only will you be able to watch, but you will be able to listen and interact with all the content by using your keyboard and mouse.

**And not only will you learn how to play songs, but also how to play by ear, improvise and even create your own music - no matter if you are a beginner or an advanced piano player!**



# SING AND PLAY JINGLE BELLS

BY JAMES LORD PIERPONT ©1857

## VERSE 1:

**C** **F**  
Dashing through the snow, in a one-horse open sleigh,  
**Dm** **G7** **C**  
O'er the fields we go, laughing all the way.  
**C** **F**  
Bells on bob-tails ring, making spirits bright,  
**Dm** **G7** **C** **G7**  
What fun it is to ride and sing a sleighing song tonight. Oh!

## CHORUS:

**C** **C**  
Jingle bells, jingle bells, Jingle all the way!  
**F** **C**  
O what fun it is to ride  
**D7** **G7**  
In a one-horse open sleigh, hey!  
**C** **C**  
Jingle bells, jingle bells, Jingle all the way!  
**F** **C**  
O what fun it is to ride  
**G7**  
In a one-horse open sleigh

VERSE 2:

A day or two ago, I thought I'd take a ride  
And soon Miss Fanny Bright was seated by my side  
The horse was lean and lank, Misfortune seemed his lot  
We ran into a drifted bank and there we got upstot. Oh!

CHORUS:

Jingle bells, jingle bells, Jingle all the way!  
O what fun it is to ride  
In a one-horse open sleigh, hey!  
Jingle bells, jingle bells, Jingle all the way!  
O what fun it is to ride  
In a one-horse open sleigh

VERSE 3:

A day or two ago, the story I must tell  
I went out on the snow and on my back I fell  
A gent was riding by in a one-horse open sleigh  
He laughed at me as I there lay but quickly drove away. Oh!

CHORUS:

<sup>C</sup>  
Jingle bells, jingle bells, <sup>C</sup> Jingle all the way!  
<sup>F</sup> <sup>C</sup>  
O what fun it is to ride  
<sup>D7</sup> <sup>G7</sup>  
In a one-horse open sleigh, hey!  
<sup>C</sup> <sup>C</sup>  
Jingle bells, jingle bells, Jingle all the way!  
<sup>F</sup> <sup>C</sup>  
O what fun it is to ride  
<sup>G7</sup>  
In a one-horse open sleigh

VERSE 4:

<sup>C</sup> <sup>F</sup>  
Now the ground is white, go it while you're young  
<sup>Dm</sup> <sup>G7</sup> <sup>C</sup>  
Take the girls along and sing this sleighing song  
<sup>C</sup> <sup>F</sup>  
Just bet a bobtailed bay, Two forty as his speed  
<sup>Dm</sup> <sup>G7</sup> <sup>C</sup> <sup>G7</sup> <sup>C</sup>  
Hitch him to an open sleigh and crack! You'll take the lead. Oh!



**Tip**

Only five chords are needed to play this beautiful song! All the verses use the same chords, so learn one verse and the chorus, and you'll know the entire song! Enjoy!


**We encourage you to play and sing with your whole family!**

# CHORDS TO PLAY JINGLE BELLS

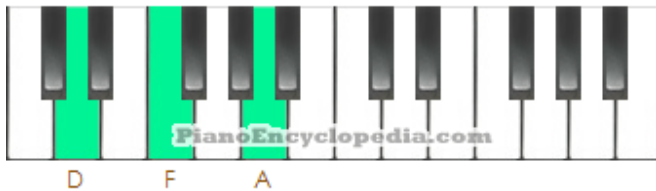
C Major Chord



F Major Chord



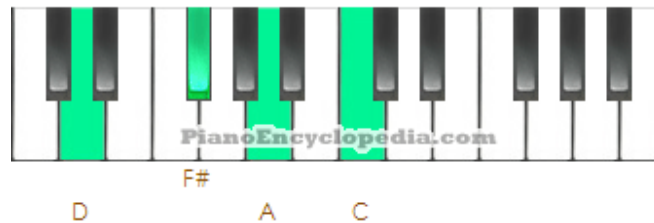
D m Chord



G 7 Chord



D 7 Chord



## Idea

If you like these piano chord charts, wait till you try our **Digital Home-Study Course "The Logic Behind Music"**. You are going to love our INTERACTIVE piano charts and animated examples. Not only will you be able to watch, but you will be able to listen and interact with all the content by using your keyboard and mouse.

And not only will you learn how to play songs, but also how to play by ear, improvise and even create your own music - no matter if you are a beginner or an advanced piano player!

# SING AND PLAY DECK THE HALLS

BY JOHN PARRY DDALL © 1784

**D**  
Deck the halls with boughs of holly,  
**G D A D**  
Fa la la la la, la la la la  
**D**  
Tis the season to be jolly,  
**G D A D**  
Fa la la la la, la la la la  
**A D**  
Don we now our gay apparel,  
**D Bm E7 A**  
Fa la la la la la, la la la  
**D**  
Troll the ancient Yuletide carol,  
**G D D A D**  
Fa la la la la, la la la la



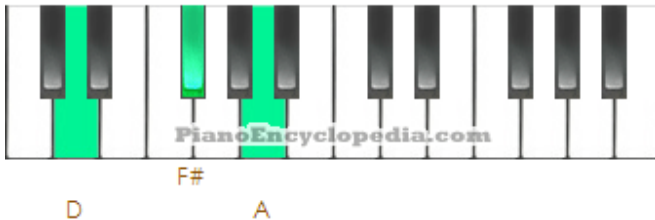
## Tip

This song is short and sweet. You need to learn only five chords to play it. Enjoy!

**We encourage you to play and sing with your whole family!**

# CHORDS TO PLAY DECK THE HALLS

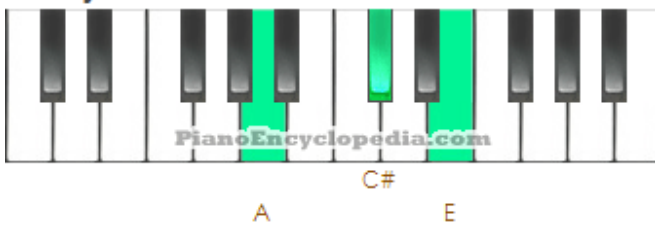
D Major Chord



G Major Chord



A Major Chord



B m Chord



E 7 Chord



## Idea

If you like these piano chord charts, wait till you try our **Digital Home-Study Course "The Logic Behind Music"**. You are going to love our INTERACTIVE piano charts and animated examples. Not only will you be able to watch, but you will be able to listen and interact with all the content by using your keyboard and mouse.

And not only will you learn how to play songs, but also how to play by ear, improvise and even create your own music - no matter if you are a beginner or an advanced piano player!

# SING AND PLAY FELIZ NAVIDAD

BY JOSE FELICIANO ©1970

INTRO:

D G A7 D  
D G A7 D

Em A7

Feliz Navidad

D

Feliz Navidad

G

Feliz Navidad

A7 D

Prospero Año y Felicidad.

Em A7

Feliz Navidad

D

Feliz Navidad

G

Feliz Navidad

A7 D

Prospero Año y Felicidad.

G A7

I wanna wish you a Merry Christmas

D Bm

I wanna wish you a Merry Christmas

G

I wanna wish you a Merry Christmas

A7 D

From the bottom of my heart.

Em A7

Feliz Navidad

D

Feliz Navidad

G

Feliz Navidad

A7 D  
Prospero Año y Felicidad.

Em A7  
Feliz Navidad  
D  
Feliz Navidad  
G  
Feliz Navidad  
A7 D  
Prospero Año y Felicidad.

G A7  
I wanna wish you a Merry Christmas  
D Bm  
I wanna wish you a Merry Christmas  
G  
I wanna wish you a Merry Christmas  
A7 D  
From the bottom of my heart.



### Tip

Print out this booklet and place all the pages of the song you will play on your piano. This way you can follow the lyrics and the chords. You can also use the piano charts as a cheat sheet!

**We encourage you to play and sing with your whole family!**



# CHORDS TO PLAY FELIZ NAVIDAD

D Major Chord



D F# A

G Major Chord



G B D

A 7 Chord



A C# E G

E m Chord



E G B

B m Chord



B D F#



## Idea

If you like these piano chord charts, wait till you try our **Digital Home-Study Course "The Logic Behind Music"**. You are going to love our INTERACTIVE piano charts and animated examples. Not only will you be able to watch, but you will be able to listen and interact with all the content by using your keyboard and mouse.

And not only will you learn how to play songs, but also how to play by ear, improvise and even create your own music - no matter if you are a beginner or an advanced piano player!

# SING AND PLAY JINGLE BELL ROCK

BY J.BEAL, J.BOOTHE © 1957

G

Jingle-bell, jingle-bell, jingle-bell rock,

Am

Jingle-bells swing and jingle-bells ring.

Am D7 Am D7

Snowin' and blowin' up bushels of fun,

Am

Daug

Now the jingle hop has begun.

G

Jingle-bell, jingle-bell, jingle-bell rock,

Am

Jingle-bells chime in jingle-bell time.

Am D7 Am D7

Dancin' and prancin' in Jingle Bell Square

A7 D7 G

In the frosty air.



## Tip

This is a beautiful song but it has many chords. We suggest you learn it step-by-step practicing one section at a time. Enjoy!

**We encourage you to play and sing with your whole family!**

**C**                      **Cm**  
What a bright time; it's the right time

**G**  
To rock the night away.

**A7**  
Jingle bell time is a swell time

**D7**  
To go glidin' in a one-horse sleigh.

**G**  
Giddy-up jingle horse; pick up your feet;

**E7**  
Jingle around the clock.

**Am**                      **Cm**  
Mix and mingle in a jinglin' beat;

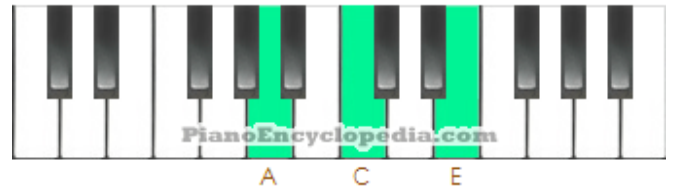
**A7**      **D7**      **G**  
That's the jingle-bell rock.

# CHORDS TO PLAY JINGLE BELL ROCK - PART 1 -

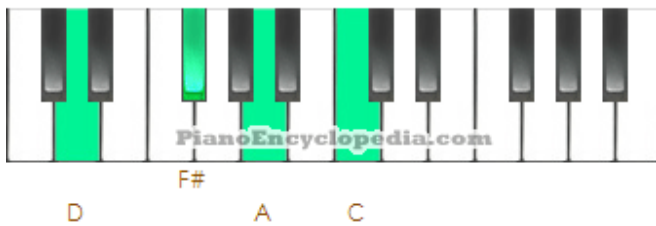
G Major Chord




A m Chord



D 7 Chord



D aug Chord



## Idea

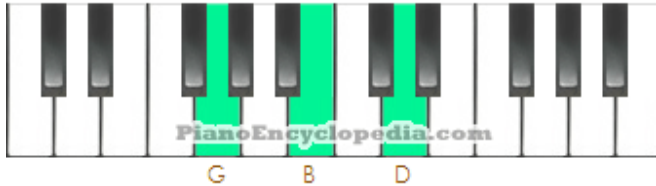
If you like these piano chord charts, wait till you try our **Digital Home-Study Course "The Logic Behind Music"**. You are going to love our INTERACTIVE piano charts and animated examples. Not only will you be able to watch, but you will be able to listen and interact with all the content by using your keyboard and mouse.

And not only will you learn how to play songs, but also how to play by ear, improvise and even create your own music - no matter if you are a beginner or an advanced piano player!

# CHORDS TO PLAY JINGLE BELL ROCK

## - PART 2 -

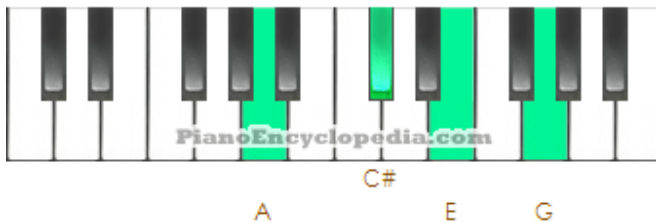
G Major Chord



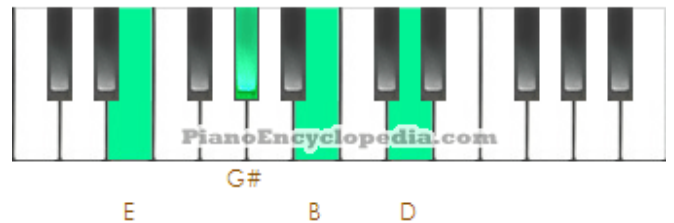
C Major Chord



A 7 Chord



E 7 Chord



C m Chord



SING AND PLAY  
GRANDMA GOT RUN OVER  
BY A REINDEER

BY RANDY BROOKS © 1979

CHORUS:

**C**  
Grandma got run over by a reindeer.  
**F**  
Walking home from our house Christmas-eve.  
**C**  
You can say there's no such thing as Santa, but  
**G7** **C** **Bb** **F**  
As for me and grandpa we believe.

VERSE 1:

**C** **G7**  
She'd been drinking too much eggnog,  
**C** **C7**  
and we begged her not to go  
**F**  
but she forgot her medication, and she  
**G7** **C**  
staggered out the door into the snow.  
**Am** **Em**  
When we found her Christmas morning,  
**G7** **C** **C7**  
At the scene of the attack,  
**F**  
she had hoof-prints on her forehead, and  
**G7** **C**  
incriminating Claw marks on her back

CHORUS:

C  
Grand-ma got run over by a reindeer.  
F  
Walking home from our house Christmas eve.  
C  
You can say there's no such thing as Santa, but  
G7 C Bb F  
As for me and grandpa we believe.

VERSE 2:

C G7  
Now we're all so proud of grandpa  
C C7  
He's been taking this so well  
F  
See him in there watching football  
G7 C  
drinking beer and playing cards with Cousin Mel  
Am Em  
It's not Christmas without Grandma  
G7 C C7  
All the family's dressed in black  
F  
and we just can't help but wonder  
G7 C  
Should we open up her gifts or send them back (SEND THEM BACK!)

CHORUS:

C  
Grand-ma got run over by a reindeer.  
F  
Walking home from our house Christmas eve.  
C  
You can say there's no such thing as Santa, but  
G7 C Bb F  
As for me and grandpa we believe.

VERSE 3:

**C** **G7**  
Now the goose is on the table  
**C C7**  
and the pudding made of fig  
**F**  
and the blue and silver candles  
**G7** **C**  
that would just have matched the hair on grandma's wig  
**Am** **Em**  
I've warned all my friends and neighbors  
**G7** **C C7**  
better watch out for yourselves  
**F**  
they should never give a license  
**G7** **C**  
to a man who drives a sleigh and plays with elves.

CHORUS:

**C**  
Grand-ma got run over by a reindeer.  
**F**  
Walking home from our house Christmas eve.  
**C**  
You can say there's no such thing as Santa, but  
**G7** **C Bb F**  
As for me and grandpa we believe.

**D**  
(SING IT GRANDMA!)



**CHORUS (ONE WHOLE-TONE HIGHER):**

**D**  
Grand-ma got run over by a reindeer.

**G**  
Walking home from our house Christmas eve.

**D**  
You can say there's no such thing as Santa, but  
**A7** **D A D**  
As for me and grandpa we believe-eve-eve.



**Tip**

This song might seem difficult since it's long. However, if you take a closer look you will find that the chords used throughout the entire song are the same. Only the lyrics change!


**We encourage you to play and sing with your whole family!**

# CHORDS TO PLAY GRANDMA GOT RUN OVER BY A REINDEER -PART 1-

C Major Chord



F Major Chord




G 7 Chord



Bb Major Chord



C 7 Chord



## Idea

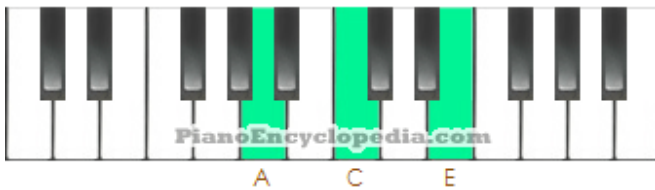
If you like these piano chord charts, wait till you try our **Digital Home-Study Course "The Logic Behind Music"**. You are going to love our INTERACTIVE piano charts and animated examples. Not only will you be able to watch, but you will be able to listen and interact with all the content by using your keyboard and mouse.

And not only will you learn how to play songs, but also how to play by ear, improvise and even create your own music - no matter if you are a beginner or an advanced piano player!

# CHORDS TO PLAY GRANDMA GOT RUN OVER BY A REINDEER

## -PART 2-

A m Chord



E m Chord



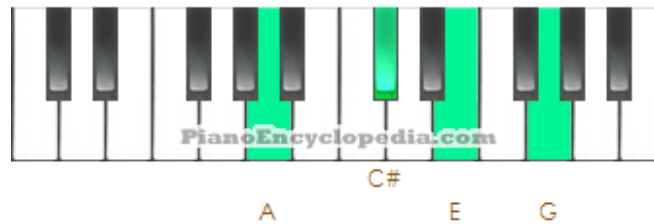
D Major Chord



G Major Chord



A 7 Chord



# LEARN MORE ABOUT OUR DIGITAL HOME-STUDY COURSE

**-Learn Piano from Home-**

**- Play Songs by Ear -**

**- Improvise & Compose Music –**

**Play The Piano With Freedom**



Learn piano from the comfort of your home and discover how to play the piano without depending on sheet music by using our **Digital Home-Study Course “The Logic Behind Music.”**

Unlike traditional learning methods, our teachings are not based on rules or memorization but on logic and understanding. By understanding the logic behind music, **you will learn how to play the piano with freedom: you will be able to play songs by ear, improvise, and compose your own music—even if you never played an instrument before.**

From Absolute Beginner to Advanced: No Prior Knowledge is Required.

## Success Stories from our Students

***“This is the best product I have seen online. You have taken music making to a whole new level never done before online. I strongly recommend this product to everyone who has just begun learning or has been learning for a few years. They will suddenly begin to understand what they are playing. Congrats Rod to yourself and your team.”***

**Oscar Dsouza  
Dubai, United Arab Emirates**

***“Like you Rod, I have been through many piano teachers, none of them took the time to break down the theory, which is so so important. Thanks, your interactive teaching is bar-non the best I've come across in all my years of trying to master playing the piano. Best – Tim”***

**Timothy Wolliston  
Florida, United States**

***“...Michael, please relay to the boss that I am completely satisfied with the material. I'm working it out on my own. This beats any program I've used before - including living piano teachers just in it for the thirty bucks for the half-hour.”***

**Bruce Schmelz  
Delaware, United States**

***“The course is really amazing, and I am not an easy customer, believe me :). Before knowing about your course I researched a lot and had really bad experiences with other courses that I bought and returned due to my complete un-satisfaction. To give a 5 stars feedback like that is because I really liked it...”***

**Bruno Spinelli  
Florida, United States**

***“This course is by far the best course I've done! I've learnt more during this course than I've ever learnt from all my piano teachers combined. I'm completely sold at this course, and to make things even better, the staff and the help from the creators is outstanding. I'd give this course 12 / 10 if I could.”***

**Joakim Valberg  
Uppland, Sweden**

**We have hundreds of testimonials from our students.**

**You can read them all here:**

[Click Here to Read More Testimonials](#)

We Wish You Happy Holiday Season and a Happy New Year!



## SPECIAL DISCOUNT VALID UNTIL DEC. 19<sup>TH</sup>, 2010

You have until Dec. 19<sup>th</sup>, 2010 to access a ONE-TIME ONLY Exclusive Promotion that will let you get our course at a very special price.

**Only for our subscribers, and until Dec 19<sup>th</sup> 2010, we are offering our complete Digital Home Study Course "The Logic Behind Music" for only \$147 with FREE shipping worldwide— instead of the normal price of \$197 (+ \$13 Shipping cost).**

This special promotion is exclusive for our subscribers and so it is PASSWORD protected.

**Click on the following link to access the One-Time Only Special Promotion exclusive to our subscribers:**

<http://PianoEncyclopedia.com/members-only/>

**...And enter the Password:**

**HOLIDAYS**